

**ANR PIPELINE COMPANY  
DOCKET NO. RP12-\_\_\_\_ - \_\_\_\_\_**

**Re-determination of Transporter's Use (%)s and EPC Charges**

**APPENDIX C**

**Detailed Workpapers**

**Volume 1**

**ANR PIPELINE COMPANY  
DOCKET NO. RP12-\_\_\_ - \_\_\_**

**Re-determination of Transporter's Use (%)s and EPC Charges**

**APPENDIX C-1**

**Detail Of Company Use Gas and Electric Power Costs**

Appendix C-1 includes the following:

- Tab 1 - Monthly reports for calendar year 2011 showing actual gas use consumption. The Company Use of Gas ("CUG") reports show actual metered volumes used on ANR's pipeline system.
- Tab 2 - Summary of Tab 1 monthly CUG reports. The total volumes reported are reconcilable to the compressor fuel volumes that will be reported in ANR's FERC Form No. 2. The reports identify the other components of Transporter's Use gas as cross-referenced by FERC account number, identify, for 2011, the annual volume of Account No. 858 fuel paid to others and storage fuel paid to others, and ANR's Lost and Unaccounted for ("L&U") volumes. The reports summarize the total Transporter's Use volumes for 2011, which are consistent with the total Transporter's Use volumes that ANR has reflected in this fuel matrix re-determination filing.
- Tab 3 - CUG reports for 2010, which have been revised for prior period adjustments made in 2011. The reports included are first provided as previously filed in ANR's March 1, 2011, annual re-determination filing in Docket No. RP11-1845-000. Those same 2010 CUG reports are then revised for prior period adjustments. The total of the 2010 prior period adjustments are reflected in the January, 2011 CUG report.
- Tab 4 - Monthly 2011 invoices showing actual electric power costs incurred at ANR's Weyauwega Compressor Station in Waupaca County, Wisconsin, which are consistent with the total Electric Power Cost by Segment that ANR has reflected in the fuel matrix for the Transportation EPC Charge in this filing. These costs are reconcilable to the costs that will be reported in ANR's FERC Form No. 2.
- Tab 5 - Monthly 2011 invoices showing actual electric power costs incurred at ANR's Cold Springs 1 Compressor Station in Kalkaska County, Michigan, which are consistent with the total Electric Power Cost that ANR has reflected in the Storage EPC charge in this filing. These costs are reconcilable to the costs that will be reported in ANR's FERC Form No. 2.

|

## **TAB 1**

ANR PIPELINE COMPANY  
 USE OF GAS DETAIL - STORAGE  
 VOLUMES IN MSCF AT 14.73 PSIA  
 VAS - VOLUME ALLOCATION SYSTEM

JANUARY, 2011

PSID	LOCATION	FUEL #19	STATION OTHER #18	OPERA #17	MAINT PL T #33	GAS DEHY #21	WELLS #16	EXTRACT #24	FARMS #26	SWR #32	ENG #41	ACF VOLUME TOTAL	AREA	RTH VOLUME TOTAL	RTH FACTOR	CMS #
42200	WOOLFOLK MASTER FUEL	0	3,532	0	0	185	0	0	0	0	0	3,777	MI	3,884	1.0283	540099
42200	W G WOOLFOLK 2720-819336	47,777	0	0	0	0	0	0	0	0	0	47,777	MI	49,172	1.0292	548578
42210	LOREED 2721-819336	5,074	188	0	0	94	0	0	0	0	0	5,386	ST	5,497	1.0302	540021
42260	LINCOLN 2726-819336	18,707	0	0	0	0	0	0	0	0	0	18,707	MI	19,046	1.0162	549592
42310	SOUTH CHESTER 2731-819336	0	85	0	0	0	0	0	0	0	0	85	ST	86	1.0118	540051
42310	SOUTH CHESTER 2731-819336	4,598	0	0	0	0	0	0	0	0	0	4,598	ST	4,641	1.0094	540051
42600	AUSTIN MI SF WELLS 816	0	0	0	0	0	4,323	0	0	0	0	4,323	ST	4,416	1.0220	530004
42600	AUSTIN MI SF FARMS 828	0	0	0	0	0	0	233	0	0	0	233	ST	238	1.0215	530006
42722	WINFIELD 2722-819336	12,299	543	0	0	0	0	0	0	0	0	12,842	ST	12,973	1.0102	549570
42723	GOODWELL 2723-819336	590	499	0	0	0	0	0	0	0	0	1,089	ST	1,101	1.0110	549650
42729	MUTTONVILLE 2729-819336	0	652	0	0	0	0	0	0	0	0	652	ST	659	1.0092	549588
42732	CHARLTON 2732-819336	10,680	1,505	0	0	0	0	0	0	0	0	12,185	ST	12,267	1.0064	548622
42732	CHARLTON 2732-819336	0	1,099	0	0	0	0	0	0	0	0	1,099	ST	1,104	1.0045	548622
42761	WINFIELD MI SF FARMS 825	0	0	0	0	0	0	261	0	0	0	261	ST	263	1.0077	530149
42761	WINFIELD MI SF WELLS 816	0	0	0	0	0	1,210	0	0	0	0	1,210	ST	1,220	1.0083	530148
42761	WINFIELD MI SF DEHY 821	0	0	0	0	262	0	0	0	0	0	262	ST	264	1.0076	530147
42763	GOODWELL MI SF WELLS 816	0	0	0	0	0	2,368	0	0	0	0	2,368	ST	2,445	1.0247	530187
42763	GOODWELL MI SF FARMS 826	0	0	0	0	0	0	1,170	0	0	0	1,170	ST	1,199	1.0248	530185
42767	CHESTER, MI SF WELLS 848	0	0	0	0	0	5,282	0	0	0	0	5,282	ST	5,304	1.0080	530188
42767	CHESTER, MI SF WELLS 846	0	0	0	0	0	2,438	0	0	0	0	2,438	ST	2,455	1.0070	530188
42767	CHESTER MI 42767 AUX #18	0	94	0	0	0	0	0	0	0	0	94	ST	94	1.0000	530222
42768	CHARLTON MI SF WELLS 816	0	0	0	0	0	4,100	0	0	0	0	4,100	ST	4,137	1.0090	530023
42768	CHARLTON MI SF WELLS 818	0	0	0	0	0	702	0	0	0	0	702	ST	709	1.0100	530023
42774	LINCOLN MI SF WELLS 818	0	0	0	0	0	3,860	0	0	0	0	3,860	MI	3,925	1.0189	530081
42774	LINCOLN MI SF FARMS 826	0	0	0	0	0	0	51	0	0	0	51	MI	51	1.0000	530082
42778	FREEMAN MI SF WELLS 816	0	0	0	0	0	2,184	0	0	0	0	2,184	ST	2,205	1.0090	530046
42778	FREEMAN MI SF FARMS 828	0	0	0	0	0	0	589	0	0	0	589	ST	595	1.0102	530047
42783	MUTTONVILLE MI SF DEHY 821	0	0	0	0	502	0	0	0	0	0	502	ST	506	1.0080	530104
42783	MUTTONVILLE MI SF WELLS 816	0	0	0	0	0	1,336	0	0	0	0	1,336	ST	1,344	1.0105	530105
42786	LOREED MI SF WELLS 816	0	0	0	0	0	11,298	0	0	0	0	11,298	ST	11,623	1.0289	530091
42786	LOREED MI SF FARMS 826	0	0	0	0	0	0	1,283	0	0	0	1,283	ST	1,320	1.0268	530092
42787	REED CITY MI SF WELLS 816	0	0	0	0	0	2,850	0	0	0	0	2,850	ST	2,904	1.0169	530126
42787	REED CITY, MI SF FARMS 828	0	0	0	0	0	0	1,293	0	0	0	1,293	ST	1,310	1.0193	530127
42787	REED CITY MI SF DEHY 821	0	0	0	0	300	0	0	0	0	0	300	ST	305	1.0167	530126
42880	AUSTIN MI SF WELL 832	0	0	0	0	0	0	0	345	0	0	345	ST	352	1.0203	530186
42880	AUSTIN MI SF WELL 832	0	0	0	0	0	0	0	3,171	0	0	3,171	ST	3,228	1.0180	530186
42874	LINCOLN MI SF WELL WELL 832	0	0	0	0	0	0	0	1	0	0	1	MI	1	1.0000	530083
42886	LOREED MI SF WELL 832	0	0	0	0	0	0	0	345	0	0	345	ST	355	1.0290	530093
42886	LOREED MI SF WELL 832	0	0	0	0	0	0	0	260	0	0	260	ST	266	1.0182	530093
42887	REED CITY MI SF WELL 832	0	0	0	0	0	0	0	1,149	0	0	1,149	ST	1,170	1.0183	530128
42900	COLD SPRINGS 1 WELLS 816	0	0	0	0	0	2,440	0	0	0	0	2,440	ST	2,518	1.0320	530204
<b>TOTAL STORAGE</b>		<b>98,725</b>	<b>8,227</b>	<b>0</b>	<b>0</b>	<b>1,353</b>	<b>44,381</b>	<b>0</b>	<b>4,880</b>	<b>5,271</b>	<b>0</b>	<b>163,837</b>		<b>167,182</b>	<b>1.0204</b>	



ANR PIPELINE COMPANY  
 USE OF GAS DETAIL - NON STORAGE  
 VOLUMES IN MSCF AT 14.73 PSIA  
 VAS - VOLUME ALLOCATION SYSTEM

JANUARY 2011

PSID	LOCATION	FUEL 854	OTHER 854	PL O 856	PL M 863	DEHY 859	NCF TOTAL	AREA	DTH TOTAL	BTU FACTOR	FMS #	STATE
27310	GRAND CHENIER LA DEHY 859	0	0	0	0	11,936	11,936	EG	12,570	1.0531	530058	LOUISIANA
27340	OFFSHORE GR CHENIER MNTNC 863	0	0	0	11	0	11	EG	11	1.0000	530111	FEDERAL OFFSHORE LOUISIANA
28200	EUGENE ISL BLK 188 2320-85433	0	4,246	0	0	448	4,694	EG	5,280	1.1256	549002	FEDERAL OFFSHORE LOUISIANA
28210	PATTERSON 2321-854338	44,929	386	12,744	347	0	58,406	EG	59,491	1.0186	549006	LOUISIANA
28230	EUNICE 2323-854338	1,452	0	0	0	0	1,452	EG	1,525	1.0503	549018	LOUISIANA
28230	EUNICE 2323-854338	1,446	0	0	0	0	1,446	EG	1,518	1.0498	549018	LOUISIANA
28230	EUNICE 2323-854338	0 223	2,409	0	0	0	11,632	EG	12,246	1.0528	549018	LOUISIANA
28300	JENA 2330-854336	0	262	0	0	0	262	EM	264	1.0076	549030	LOUISIANA
26400	DELHI 2340-854338	10,244	38	0	0	0	10,282	EM	10,375	1.0000	549046	LOUISIANA
28700	PATTERSON SECT LA ON MNTNC 863	0	0	0	1,818	0	1,818	EG	1,854	1.0198	530118	LOUISIANA
28800	ANR VERMILLION 397 FUEL	0	0	0	0	1,328	1,328	EG	1,543	1.1619	530192	FEDERAL OFFSHORE LOUISIANA
28800	PATTERSON SECT LA OFF OPERATION	0	0	118	0	0	118	EG	132	1.1186	530115	FEDERAL OFFSHORE LOUISIANA
28600	PATTERSON SECT LA OFF MNTNC 863	0	0	0	15	0	15	EG	15	1.0000	530114	FEDERAL OFFSHORE LOUISIANA
28230	GREENVILLE MASTER FUEL BLDG A B	42,115	8,681	0	0	0	50,796	EM	51,316	1.0102	540074	MISSISSIPPI
29260	SARDIS MASTER FUEL BLDG A B	35,713	263	0	0	0	35,976	EM	36,893	1.0199	540071	MISSISSIPPI
29280	BROWNSVILLE MASTER FUEL BLDG C1	111,265	2,049	0	0	0	113,304	EM	118,382	1.0272	540064	TENNESSEE
29290	BROWNSVILLE MASTER FUEL BLDG C1	550	0	0	0	0	550	EM	556	1.0109	540064	TENNESSEE
29320	COTTAGE GROVE MASTER FUEL BLDG	-31,198	0	0	0	0	-31,198	EM	-32,241	1.0000	540067	TENNESSEE
29320	COTTAGE GROVE MASTER FUEL BLDG	79,819	159	0	0	0	79,978	EM	82,750	1.0347	540066	TENNESSEE
29350	MADISONVILLE 3135-854338	1,439	0	0	0	0	1,439	EM	1,454	1.0104	549134	KENTUCKY
29350	MADISONVILLE 3135-854336	34,328	957	0	0	0	35,285	EM	35,835	1.0099	549134	KENTUCKY
29400	CELESTINE 3141-854338	108,360	0	0	0	0	108,360	EM	101,414	1.0105	549152	INDIANA
29410	CELESTINE IN COMP AUX 854	0	1,699	0	0	0	1,699	EM	1,714	1.0088	530019	INDIANA
29440	SHELBYVILLE 3144-854338	94,192	3,692	0	0	0	97,874	EM	98,803	1.0105	549170	INDIANA
29440	SHELBYVILLE 3144-854336	155	0	0	0	0	155	EM	155	1.0000	549170	INDIANA
29460	SULPHUR SPRINGS 3145-854338	18,601	52	0	0	0	18,653	EM	18,839	1.0100	549190	INDIANA
29470	PORTLAND 3147-854338	0	1,274	0	0	0	1,274	EM	1,289	1.0118	549194	INDIANA
32400	E G HILL 2620-854338	524	0	0	0	0	524	WG	542	1.0344	540011	TEXAS
32400	E G HILL 2620-854336	274	0	0	0	0	274	WG	286	1.0438	540011	TEXAS
32400	E G HILL 2620-854336	67,779	419	0	0	0	68,198	WG	70,649	1.0359	540011	TEXAS
32400	EG HILL ENGINE 4	12,836	0	0	0	0	12,836	WG	12,744	0.9928	540098	TEXAS
32850	WEATHERFORD 2538-755336	16,449	164	0	0	0	16,613	WG	17,127	1.0297	540063	OKLAHOMA
32550	WEATHERFORD 2538-755336	228	0	0	0	0	228	WG	239	1.0482	540063	OKLAHOMA
32560	TRANSOK 2539-755336	2,588	0	0	0	0	2,588	WG	2,566	1.0298	540061	OKLAHOMA
32580	TRANSOK 2539-755336	0	0	0	0	0	0	WG	9	1.0000	540061	OKLAHOMA
32600	MODRELAND 2530-755336	47,100	489	0	0	0	47,589	WG	48,203	1.0130	549270	OKLAHOMA
32700	MEADE 2622-854336	54,952	53	0	0	0	55,005	WG	56,905	1.0345	549278	KANSAS
33300	GREENSBURG 2826-854336	59,170	0	0	0	0	59,170	WG	60,512	1.0227	549296	KANSAS
33310	BUTTERMILK 2627-854336	2	0	0	0	0	2	WG	2	1.0000	549274	KANSAS
33350	STATION ALDEN 3426-854338	66,135	0	0	0	0	66,135	WM	68,680	1.0385	549314	KANSAS
33400	ENTERPRISE 3430-854336	69,502	0	0	0	0	69,502	WM	71,147	1.0237	549334	KANSAS
33450	HAVENSVILLE 3435-854336	63,843	1,088	0	0	0	64,931	WM	66,478	1.0298	549358	KANSAS
33500	MAITLAND 3440-854336	73,828	0	0	0	0	73,828	WM	75,593	1.0239	549384	MISSOURI
33550	LINEVILLE 3445-854336	79,063	43,741	0	0	0	122,804	WM	125,682	1.0234	549392	IOWA
33800	BIRMINGHAM 3450-854336	73,909	1,596	0	0	0	75,505	WM	77,124	1.0214	549402	IOWA
36200	NEW WINDSOR 3620-854338	10	0	0	0	0	10	WM	10	1.0000	549420	ILLINOIS
36200	NEW WINDSOR 3620-854336	61,344	1,363	0	0	0	62,707	WM	64,076	1.0218	549420	ILLINOIS
36210	SANDWICH 3621-854336	33,545	2,716	0	0	0	36,261	WM	37,063	1.0221	549438	ILLINOIS

ANR PIPELINE COMPANY  
 USE OF GAS DETAIL - NON STORAGE  
 VOLUMES IN MSCF AT 14.73 PSIA  
 VAS - VOLUME ALLOCATION SYSTEM

JANUARY, 2011



PSID	LOCATION	FUEL 854	OTHER 854	PL O 856	PL M 863	DEHY 859	MSF TOTAL	AREA	DTH TOTAL	BTU FACTOR	CMS #	STATE
36210	SANDWICH 3621-854336	358	0	0	0	0	358	WM	367	1.0251	549438	ILLINOIS
36210	SANDWICH 3621-854336	3,064	0	0	0	0	3,064	WM	3,146	1.0288	549438	ILLINOIS
36220	ST JOHN 3622-854336	0	2,121	486	0	0	2,607	MI	2,631	1.0082	549512	INDIANA
36230	BRIDGMAN 3623-854336	231	2,436	0	0	0	2,668	MI	2,692	1.0098	549528	MICHIGAN
36230	BRIDGMAN 3623-854336	1,058	0	0	0	0	1,059	MI	1,072	1.0132	549528	MICHIGAN
36240	HAMILTON 3624-854336	31	2,336	0	0	0	2,367	MI	2,387	1.0084	549550	MICHIGAN
36250	JOLIET 3625-854336	19,611	1,858	0	0	0	21,469	MI	21,772	1.0141	549508	ILLINOIS
36250	JOLIET 3625-854336	1,955	0	0	0	0	1,955	MI	1,998	1.0210	549508	ILLINOIS
36300	LAGRANGE IN COMP AUX 854	0	2,851	0	0	0	2,851	MI	2,674	1.0087	530076	INDIANA
36310	DEFIANCE 3631-854336	46,488	2,210	0	0	0	48,698	EM	48,282	1.0120	549212	OHIO
36700	LAGRANGE 3630-854336	1,757	0	0	0	0	1,757	MI	1,788	1.0176	549544	INDIANA
36200	WOODSTOCK 3620-854336	48,397	4,250	273	0	0	52,910	WI	54,150	1.0234	549448	ILLINOIS
36203	GOODMAN DOMESTIC	0	343	0	0	0	343	WI	345	1.0058	540103	WISCONSIN
36203	GOODMAN MASTER FUEL	8,746	0	0	0	0	8,746	WI	8,795	1.0058	540102	WISCONSIN
36220	KEWASKUM 3622-854336	6,998	221	0	0	0	7,219	WI	7,379	1.0222	549496	WISCONSIN
36230	JANESVILLE 3623-854336	8,676	838	0	0	0	9,512	WI	9,743	1.0243	548472	WISCONSIN
36240	MARSHFIELD 3624-854336	-35,070	0	0	0	0	-35,070	WI	-38,380	1.0000	548478	WISCONSIN
36240	MARSHFIELD 3624-854336	15,513	703	0	0	0	16,316	WI	16,580	1.0039	548476	WISCONSIN
36280	WEYAUWEGA 3625-854336	2,722	533	0	0	0	3,255	WI	3,257	1.0008	549488	WISCONSIN
36270	MOUNTAIN 3627-854336	22,869	887	0	0	0	23,756	WI	23,917	1.0068	549492	WISCONSIN
36610	STEVENS POINT COMP 854	0	0	0	0	137	137	WI	137	1.0000	530140	WISCONSIN
36640	BONDUEL SECT WI AUX 854	0	0	0	0	165	165	WI	165	1.0000	530011	WISCONSIN
TOTAL NON-STORAGE		1,490,409	98,888	13,521	2,639	13,566	1,519,223		1,658,115	1.0222		

ANR PIPELINE COMPANY  
 USE OF GAS DETAIL - STORAGE  
 VOLUMES IN MSCF AT 14.73 PSIA  
 VAS - VOLUME ALLOCATION SYSTEM

FEBRUARY, 2011

PSID	LOCATION	FUEL 819	STATION OTHER 818	OPERA PL 817	MAINT PL T 833	GAS DEHY 821	WELLS 816	EXTRACT 824	FARMS 826	SWR 831	CRG 841	MCF VOLUME TOTAL	AREA	BTH VOLUME TOTAL	BTU FACTOR	CMS #
42200	W G WOOLFOLK 2720-819336	58,805	0	0	0	0	0	0	0	0	0	58,805	MI	80,789	1.0324	549578
42200	WOOLFOLK MASTER FUEL	0	2,409	0	48	115	0	0	0	0	0	2,568	MI	2,546	1.0304	540060
42210	LOREED 2721-819336	4,151	34	0	0	92	0	0	0	0	0	4,277	ST	4,420	1.0334	540021
42260	LINCOLN 2726-819336	46,912	0	0	0	0	0	0	0	0	0	46,912	MI	47,500	1.0125	549592
42310	SOUTH CHESTER 2731-819336	4,549	1,209	0	0	0	0	0	0	0	0	5,758	ST	5,822	1.0111	540051
42600	AUSTIN MI SF MNTNC 833	0	0	0	4	0	0	0	0	0	0	4	ST	4	1.0000	530003
42600	AUSTIN MI SF WELLS 816	0	0	0	0	0	4,018	0	0	0	0	4,018	ST	4,110	1.0229	530004
42600	AUSTIN MI SF FARMS 826	0	0	0	0	0	0	239	0	0	0	239	ST	244	1.0209	530006
42722	WINFIELD 2722-819336	12,050	508	0	0	0	0	0	0	0	0	12,558	ST	12,702	1.0116	549570
42723	GOODWELL 2723-819336	40,817	377	0	0	0	0	0	0	0	0	41,164	ST	42,039	1.0205	549050
42729	MUTTONVILLE 2729-819336	0	3,237	0	0	0	0	0	0	0	0	3,237	ST	3,275	1.0117	549588
42732	CHARLTON 2732-819336	3,990	0	0	0	0	0	0	0	0	0	3,990	ST	4,038	1.0120	549522
42761	WINFIELD MI SF DEHY 821	0	0	0	0	332	0	0	0	0	0	332	ST	336	1.0090	530147
42761	WINFIELD MI SF WELLS 816	0	0	0	0	0	1,052	0	0	0	0	1,052	ST	1,063	1.0000	530148
42761	WINFIELD MI SF FARMS 826	0	0	0	0	0	0	185	0	0	0	185	ST	187	1.0103	530149
42763	GOODWELL MI SF DEHY 821	0	0	0	0	707	0	0	0	0	0	707	ST	717	1.0141	530056
42763	GOODWELL MI SF FARMS 826	0	0	0	0	0	0	1,026	0	0	0	1,026	ST	1,041	1.0146	530185
42763	GOODWELL MI SF WELLS 816	0	0	0	0	0	2,012	0	0	0	0	2,012	ST	2,042	1.0149	530187
42767	CHESTER, MI SF WELLS 846	0	0	0	0	0	2,032	0	0	0	0	2,032	ST	2,046	1.0069	530188
42768	CHARLTON MI SF WELLS 816	0	0	0	0	0	291	0	0	0	0	291	ST	295	1.0137	530023
42774	LINCOLN MI SF WELLS 816	0	0	0	0	0	3,525	0	0	0	0	3,525	MI	3,567	1.0119	530081
42774	LINCOLN MI SF FARMS 826	0	0	0	0	0	0	0	27	0	0	27	MI	27	1.0000	530062
42778	FREEMAN MI SF WELLS 816	0	0	0	0	0	2,080	0	0	0	0	2,080	ST	2,088	1.0087	530046
42778	FREEMAN MI SF FARMS 826	0	0	0	0	0	0	0	304	0	0	304	ST	308	1.0060	530047
42783	MUTTONVILLE MI SF DEHY 821	0	0	0	0	922	0	0	0	0	0	922	ST	933	1.0119	530104
42783	MUTTONVILLE MI SF WELLS 816	0	0	0	0	0	1,091	0	0	0	0	1,091	ST	1,104	1.0119	530105
42786	LOREED MI SF FARMS 826	0	0	0	0	0	0	0	252	0	0	252	ST	260	1.0317	530092
42786	LOREED MI SF WELLS 816	0	0	0	0	0	11,008	0	0	0	0	11,008	ST	11,351	1.0320	530091
42787	REED CITY, MI SF FARMS 826	0	0	0	0	0	0	0	710	0	0	710	ST	729	1.0268	530127
42787	REED CITY MI SF WELLS 816	0	0	0	0	0	2,920	0	0	0	0	2,920	ST	3,001	1.0277	530126
42787	REED CITY MI SF MNTNC 833	0	0	0	26	0	0	0	0	0	0	26	ST	26	1.0000	530124
42787	REED CITY MI SF DEHY 821	0	0	0	0	40	0	0	0	0	0	40	ST	41	1.0250	530125
42861	WINFIELD MI SF WELL 832	0	0	0	0	0	0	0	0	366	0	366	ST	370	1.0109	530150
42863	GOODWELL MI SF WELL 832	0	0	0	0	0	0	0	0	19	0	19	ST	19	1.0000	530053
42866	CHARLTON, MI SF SWR 832	0	0	0	0	0	0	0	0	138	0	138	ST	139	1.0072	530189
42674	LINCOLN MI SF WELL WELL 832	0	0	0	0	0	0	0	0	674	0	674	MI	682	1.0119	530083
42886	LOREED MI SF WELL 832	0	0	0	0	0	0	0	0	68	0	68	ST	70	1.0294	530093
42900	COLD SPRINGS 1 WELLS 816	0	0	0	0	0	2,028	0	0	0	0	2,028	ST	2,224	1.0966	530204
<b>TOTAL STORAGE</b>		<b>171,274</b>	<b>7,770</b>	<b>0</b>	<b>78</b>	<b>2,208</b>	<b>32,058</b>	<b>0</b>	<b>2,753</b>	<b>1,265</b>	<b>0</b>	<b>217,406</b>		<b>222,282</b>	<b>1.0221</b>	

ANR PIPELINE COMPANY  
 USE OF GAS DETAIL - NON STORAGE  
 VOLUMES IN MSCF AT 14.73 PSIA  
 VAS - VOLUME ALLOCATION SYSTEM

FEBRUARY, 2011

PSID	LOCATION	FUEL 854	UTHER R81	PI O 856	PL M 863	DEHY 859	MSCF TOTAL	AREA	DTU TOTAL	BTU FACTOR	CMS #	STATE
27310	GRAND CHENIER LA DEHY 859	0	0	0	0	2,451	2,451	EG	2,573	1.0498	530058	LOUISIANA
27330	GRAND CHENIER 2121-755336	0	6	0	0	0	0	EG	6	1.0000	549022	LOUISIANA
28200	EUGENE ISL BLK 106 2320-854336	0	4,020	0	223	0	4,243	EG	4,838	1.1399	549052	FEDERAL OFFSHORE LOUISIANA
28210	PATTERSON 2321-854336	41,141	1,830	0	300	0	43,071	EG	43,888	1.0190	549006	LOUISIANA
29230	EUNICE 2323-854336	10,860	3,039	0	0	0	13,899	EG	14,357	1.0330	549018	LOUISIANA
28300	JENA 2330-854336	32	12,135	0	0	0	12,167	EM	19,300	1.0089	549030	LOUISIANA
28400	DELHI 2340-854336	5,435	1,875	0	0	0	7,110	EM	7,151	1.0058	549048	LOUISIANA
28700	PATTERSON SECT LA ON OPERATION	0	0	7,801	0	0	7,801	EG	7,949	1.0180	530117	LOUISIANA
28900	PATTERSON SECT LA OFF MNTNG 863	0	0	0	4	0	4	EG	4	1.0000	530114	FEDERAL OFFSHORE LOUISIANA
28600	ANR VERMILLION 397 FUEL	0	0	0	0	1,211	1,211	EG	1,400	1.1561	530192	FEDERAL OFFSHORE LOUISIANA
29230	GREENVILLE MASTER FUEL BLDG A B	40,732	8,511	0	0	0	49,243	EM	49,978	1.0088	540074	MISSISSIPPI
29260	SAROLIS MASTER FUEL BLDG A B	58,264	780	0	0	0	59,044	EM	60,238	1.0198	540071	MISSISSIPPI
29290	BROWNSVILLE MASTER FUEL BLDG C1	85,578	0	0	0	0	85,578	EM	87,931	1.0275	540064	TENNESSEE
29320	COITAGE GROVE MASTER FUEL BLDG	81,033	215	0	0	0	81,248	EM	84,065	1.0347	540066	TENNESSEE
29360	MADISONVILLE 3135-854336	84,717	951	0	0	0	85,668	EM	88,318	1.0076	548134	KENTUCKY
29400	CELESTINE 3141-854336	0	0	0	0	0	0	EM	0	1.0000	549152	INDIANA
29410	CELESTINE IN COMP AUX 854	0	1,401	0	0	0	1,401	EM	1,411	1.0071	530019	INDIANA
29440	SHELBYVILLE 3144-854336	85,312	2,851	0	0	0	88,173	EM	89,006	1.0094	549170	INDIANA
29460	SULPHUR SPRINGS 3145-854336	13,286	48	0	0	0	13,338	EM	13,478	1.0105	549190	INDIANA
29470	PORTLAND 3147-854336	33,208	1,595	0	0	0	34,803	EM	35,211	1.0117	549194	INDIANA
32400	E G HILL 2820-854336	41,076	375	0	0	0	41,451	WG	42,732	1.0309	540011	TEXAS
32400	EG HILL ENGINE 4	5,438	0	0	0	0	5,438	WG	5,469	1.0057	540098	TEXAS
32550	WEATHERFORD 2538-755336	11,495	111	0	0	0	11,608	WG	12,010	1.0348	540063	OKLAHOMA
32560	TRANSOK 2539-755336	2,329	0	0	0	0	2,329	WG	2,397	1.0292	540061	OKLAHOMA
32600	MOORELAND 2530-755336	33,199	501	0	0	0	33,700	WG	34,329	1.0187	549270	OKLAHOMA
32730	MEADE 2622-854336	31,683	549	0	0	0	32,232	WG	33,131	1.0279	549278	KANSAS
33300	GREENSBURG 2626-854336	35,175	0	0	0	0	35,175	WG	36,108	1.0266	549286	KANSAS
33310	BUTTERMILK 2627-854336	1	0	0	0	0	1	WG	1	1.0000	549274	KANSAS
33350	STATION ALDEN 3428-854336	35,927	0	0	0	0	35,927	WM	37,308	1.0384	549314	KANSAS
33400	ENTERPRISE 3430-854336	39,424	0	0	0	0	39,424	WM	40,394	1.0246	549334	KANSAS
33450	HAVENSVILLE 3435-854336	38,528	1,192	0	0	0	39,720	WM	40,707	1.0248	549358	KANSAS
33500	MAITLAND 3440-854336	58,528	0	0	0	0	58,528	WM	57,894	1.0242	549304	MISSOURI
33550	LINEVILLE 3445-854336	41,232	9,762	0	0	0	50,984	WM	52,164	1.0231	549382	IOWA
33600	BIRMINGHAM 3450-854336	49,186	1,381	0	0	0	50,569	WM	51,036	1.0215	549402	IOWA
36200	NEW WINDSOR 3620-854336	39,062	1,421	0	0	0	40,483	WM	41,585	1.0272	549420	ILLINOIS
36210	SANDWICH 3621-854336	24,189	1,729	0	0	0	25,918	WM	26,607	1.0298	549438	ILLINOIS
36220	ST JOHN 3622-854336	21,153	375	1,713	0	0	23,241	MI	23,624	1.0185	549512	INDIANA
36230	BRIDGMAN 3623-854336	40,555	2,211	0	0	0	42,766	MI	43,178	1.0096	548526	MICHIGAN
36240	HAMILTON 3624-854336	11,707	2,300	0	0	0	14,007	MI	14,142	1.0086	548550	MICHIGAN
36250	JOLIET 3625-854336	18,488	1,750	0	0	0	19,218	MI	18,527	1.0170	549508	ILLINOIS
36300	LAGRANGE IN COMP AUX 854	0	2,268	0	0	0	2,268	MI	2,289	1.0093	530076	INDIANA
36310	DEFIANCE 3631-854336	60,030	2,070	0	0	0	62,100	EM	62,851	1.0121	549212	OHIO
36700	LAGRANGE 3630-854336	2,075	0	0	0	0	2,075	MI	2,103	1.0135	549544	INDIANA
38200	WOODSTOCK 3620-854336	38,841	3,122	1,053	0	0	40,828	WI	41,732	1.0222	549448	ILLINOIS
38203	GOODMAN MASTER FUEL	11,923	0	0	0	0	11,923	WI	12,009	1.0072	540102	WISCONSIN
38203	GOODMAN DOMESTIC	0	265	0	0	0	265	WI	268	1.0113	540103	WISCONSIN
38220	KEWASKUM 3822-854336	8,902	252	0	0	0	9,154	WI	9,355	1.0220	549496	WISCONSIN
38230	JANESVILLE 3823-854336	3,797	628	0	0	0	4,426	WI	4,522	1.0217	548472	WISCONSIN

ANR PIPELINE COMPANY  
 USE OF GAS DETAIL - NON STORAGE  
 VOLUMES IN MSCF AT 14.73 PSIA  
 VAS - VOLUME ALLOCATION SYSTEM

FEBRUARY, 2011

PSID	LOCATION	FUEL 854	OTHER 854	PL O 856	PL M 863	DEHY 889	NCF TOTAL	AREA	DTN TOTAL	BIU FAC FOR	CMS #	STATE
38240	MARSHFIELD 3824-854336	9,596	758	0	0	0	10,353	WI	10,532	1 0173	549476	WISCONSIN
38260	WEYAUWEGA 3826-854336	3,703	509	0	0	0	4,212	WI	4,275	1 0150	549486	WISCONSIN
38270	MOUNTAIN 3827-854338	18,416	421	0	0	0	18,837	WI	19,007	1 0090	549492	WISCONSIN
38600	EDEN SECT WI AUX 854	0	0	0	0	146	146	WI	147	1 0068	530035	WISCONSIN
38910	STEVENS POINT COMP 854	0	0	0	0	159	159	WI	161	1 0126	530140	WISCONSIN
TOTAL NON-STORAGE		1,269,089	80,088	10,577	527	3,967	1,364,219		1,392,291	1 0206		

ANR PIPELINE COMPANY  
 USE OF GAS DETAIL - STORAGE  
 VOLUMES IN MSCF AT 14.73 PSIA  
 VAS - VOLUME ALLOCATION SYSTEM

MARCH, 2011

PSID	LOCATION	STATION				GAS						MCF VOLUME TOTAL	AREA	BTU		CMS #
		FUEL 819	OTHER 818	OPERA PL 817	MAINT PL T 833	DEHY 821	WELLS 816	EXTRACT 824	FARMS 826	SWR 832	ENG 841			VOLUME TOTAL	BTU TOTAL	
42200	W G WOOLFOLK 2720-819336	14,307	0	0	0	0	0	0	0	0	0	14,307	MI	14,772	1.0325	549576
42200	WOOLFOLK MASTER FUEL	0	2,551	0	51	215	0	0	0	0	0	2,817	MI	2,888	1.0281	540099
42210	LOREED 2721-819336	4,246	20	0	0	5	0	0	0	0	0	4,271	ST	4,365	1.0290	540021
42260	LINCOLN 2725-819336	50,835	0	0	0	0	0	0	0	0	0	50,835	MI	51,734	1.0177	549592
42310	SOUTH CHESTER 2731-819336	46	0	0	0	0	0	0	0	0	0	46	ST	46	1.0000	540051
42600	AUSTIN MI SF MNTNC 833	0	0	0	2	0	0	0	0	0	0	2	ST	2	1.0000	530003
42600	AUSTIN MI SF WELLS 816	0	0	0	0	0	3,712	0	0	0	0	3,712	ST	3,796	1.0199	530004
42600	AUSTIN MI SF FARMS 826	0	0	0	0	0	0	146	0	0	0	146	ST	148	1.0137	530006
42722	WINFIELD 2722-819336	7,712	433	0	0	0	0	0	0	0	0	8,145	ST	8,210	1.0060	549570
42723	GOODWELL 2723-819336	0	391	0	0	0	0	0	0	0	0	391	ST	399	1.0179	549650
42729	MUTTONVILLE 2729-819336	69	1,516	0	0	0	0	0	0	0	0	1,587	ST	1,609	1.0139	549588
42732	CHARLTON 2732-819336	188	1,095	0	0	0	0	0	0	0	0	1,281	ST	1,300	1.0148	549622
42761	WINFIELD MI SF DEHY 821	0	0	0	0	390	0	0	0	0	0	390	ST	393	1.0077	530147
42761	WINFIELD MI SF WELLS 816	0	0	0	0	0	897	0	0	0	0	897	ST	895	1.0081	530148
42761	WINFIELD MI SF FARMS 826	0	0	0	0	0	0	122	0	0	0	122	ST	123	1.0062	530149
42763	GOODWELL MI SF FARMS 826	0	0	0	0	0	0	0	593	0	0	593	ST	1,012	1.0191	530185
42763	GOODWELL MI SF WELLS 816	0	0	0	0	0	2,089	0	0	0	0	2,089	ST	2,130	1.0195	530187
42767	CHESTER, MI SF WELLS 846	0	0	0	0	0	2,056	0	0	0	0	2,056	ST	2,074	1.0088	530188
42768	CHARLTON MI SF WELLS 816	0	0	0	0	0	2,958	0	0	0	0	2,958	ST	2,998	1.0135	530023
42774	LINCOLN MI SF WELLS 816	0	0	0	0	0	3,631	0	0	0	0	3,631	MI	3,692	1.0188	530061
42774	LINCOLN MI SF FARMS 826	0	0	0	0	0	0	0	35	0	0	35	MI	35	1.0000	530082
42774	LINCOLN MI SF DEHY 821	0	0	0	0	59	0	0	0	0	0	59	MI	59	1.0169	530080
42778	FREEMAN MI SF WELLS 816	0	0	0	0	0	2,112	0	0	0	0	2,112	ST	2,126	1.0066	530046
42778	FREEMAN MI SF FARMS 826	0	0	0	0	0	0	0	362	0	0	362	ST	384	1.0052	530047
42783	MUTTONVILLE MI SF DEHY 821	0	0	0	0	443	0	0	0	0	0	443	ST	448	1.0135	530104
42783	MUTTONVILLE MI SF WELLS 816	0	0	0	0	0	936	0	0	0	0	936	ST	950	1.0150	530105
42786	LOREED MI SF MNTNC 833	0	0	0	2	0	0	0	0	0	0	2	ST	2	1.0000	530080
42786	LOREED MI SF WELLS 816	0	0	0	0	0	11,584	0	0	0	0	11,584	ST	11,954	1.0319	530091
42786	LOREED MI SF FARMS 826	0	0	0	0	0	0	0	284	0	0	284	ST	293	1.0317	530092
42787	REED CITY MI SF DEHY 821	0	0	0	0	130	0	0	0	0	0	130	ST	133	1.0231	530125
42787	REED CITY MI SF WELLS 816	0	0	0	0	0	3,175	0	0	0	0	3,175	ST	3,270	1.0299	530126
42787	REED CITY, MI SF FARMS 826	0	0	0	0	0	0	0	863	0	0	863	ST	886	1.0290	530127
42860	AUSTIN MI SF WELL 832	0	0	0	0	0	0	0	0	912	0	912	ST	930	1.0197	530186
42861	WINFIELD MI SF WELL 832	0	0	0	0	0	0	0	0	987	0	987	ST	995	1.0081	530150
42863	GOODWELL MI SF WELL 832	0	0	0	0	0	0	0	0	780	0	780	ST	795	1.0182	530053
42867	CHESTER MI SF WELLS 816	0	0	0	0	0	0	0	0	17	0	17	ST	17	1.0000	530198
42868	CHARLTON, MI SF SWR 832	0	0	0	0	0	0	0	0	17	0	17	ST	17	1.0000	530169
42874	LINCOLN MI SF WELL WELL 832	0	0	0	0	0	0	0	0	150	0	150	MI	152	1.0133	530083
42886	LOREED MI SF WELL 832	0	0	0	0	0	0	0	0	98	0	98	ST	101	1.0305	530093
42900	COLD SPRINGS 1 WELLS 816	0	0	0	0	0	1,585	0	0	0	0	1,585	ST	1,635	1.0447	530204
TOTAL STORAGE		77,401	6,008	0	55	1,242	34,805	0	2,825	2,981	0	125,297		127,902	1.0208	

ANR PIPELINE COMPANY  
 USE OF GAS DETAIL - NON STORAGE  
 VOLUMES IN MSCF AT 14.73 PSIA  
 VAS - VOLUME ALLOCATION SYSTEM

MARCH, 2011

PSID	LOCATION	FUEL 854	OTRRR 854	PL.O 856	PL.M 863	DEHY 859	MCF TOTAL	AREA	DTI TOTAL	BTU FACTOR	CMS #	STATE
27310	GRAND CHENIER LA DEHY 859	0	0	0	0	1,158	1,158	EG	1,215	1,0492	530058	LOUISIANA
27330	GRAND CHENIER 2121-758336	0	0	0	0	0	6	EG	8	1,0000	549022	LOUISIANA
28200	EUGENE ISL BLK 188 2320-85433	0	4,584	0	231	0	4,815	EG	5,445	1,1308	549002	FEDERAL OFFSHORE LOUISIANA
28210	PATTERSON 2321-854336	44,583	484	0	368	0	45,433	EG	48,168	1,0162	549006	LOUISIANA
28230	EUNICE 2323-854336	18,244	276	0	0	0	18,519	EG	19,275	1,0409	549018	LOUISIANA
28300	JENA 2330-854336	0	1,121	0	0	0	1,121	EM	1,128	1,0082	549030	LOUISIANA
28400	DELHI 2340-854336	10,454	403	0	0	0	10,857	EM	10,953	1,0088	549046	LOUISIANA
28800	PATTERSON SECT LA OFF MNTNC 863	0	0	0	39	0	39	EG	42	1,0789	530114	FEDERAL OFFSHORE LOUISIANA
28800	PATTERSON SECT LA OFF OPERATION	0	0	119	0	0	119	EG	134	1,1261	530115	FEDERAL OFFSHORE LOUISIANA
28800	ANR VERMILLION 397 FUEL	0	0	0	0	1,275	1,275	EG	1,475	1,1569	530192	FEDERAL OFFSHORE LOUISIANA
29220	GREENVILLE SECT AR MNTNC 863	0	0	0	37	0	37	EM	37	1,0000	530062	ARKANSAS
29230	GREENVILLE MASTER FUEL BLDG A B	23,877	10,035	0	149	0	34,061	EM	48,579	1,4202	540074	MISSISSIPPI
29200	SARDIS MASTER FUEL BLDG A B	84,295	1,592	0	0	0	85,887	EM	87,569	1,0198	540071	MISSISSIPPI
29290	BROWNSVILLE MASTER FUEL BLDG C1	135,595	0	0	0	0	135,595	EM	138,323	1,0275	540084	TENNESSEE
29320	COTTAGE GROVE MASTER FUEL BLDG	87,046	215	0	0	0	87,261	EM	90,292	1,0347	540066	TENNESSEE
29350	MADISONVILLE 3135-854336	106,340	1,019	0	0	0	107,359	EM	108,171	1,0076	549134	KENTUCKY
29400	CELESTINE 3141-854336	0	0	0	0	0	0	EM	0	1,0000	548152	INDIANA
29410	CELESTINE IN COMP AUX 854	0	1,177	0	0	0	1,177	EM	1,184	1,0059	530019	INDIANA
29440	SHELBYVILLE 3144-854336	107,985	2,194	0	0	0	110,159	EM	110,879	1,0074	549170	INDIANA
29460	SULPHUR SPRINGS 3145-854336	10,862	79	0	0	0	10,941	EM	11,034	1,0085	548190	INDIANA
29470	PORTLAND 3147-854336	87,882	1,332	0	0	0	89,214	EM	90,250	1,0116	548194	INDIANA
32400	E G HILL 2620-854336	85,128	0	0	0	0	85,126	WG	87,901	1,0426	540011	TEXAS
32400	EG HILL ENGINE 4	8,722	0	0	0	0	8,722	WG	8,672	0,9943	540098	TEXAS
32550	WEATHERFORD 2538-755336	21,711	156	0	0	0	21,867	WG	22,907	1,0475	540063	OKLAHOMA
32560	TRANSOK 2539-755336	2,919	0	0	0	0	2,919	WG	3,004	1,0281	540061	OKLAHOMA
32600	MOORELAND 2530-755336	37,544	666	0	0	0	38,110	WG	38,734	1,0164	548270	OKLAHOMA
32700	MEADE 2822-854336	49,078	155	0	0	0	49,233	WG	50,511	1,0280	548275	KANSAS
33300	GREENSBURG 2626-854336	51,690	591	0	0	0	52,281	WG	53,997	1,0328	548298	KANSAS
33350	STATION ALDEN 3425-854336	60,827	0	0	0	0	60,827	WM	63,167	1,0385	549314	KANSAS
33400	ENTERPRISE 3430-854336	57,746	0	0	0	0	57,746	WM	58,457	1,0295	549334	KANSAS
33450	HAVENSVILLE 3435-854336	59,116	1,086	0	0	0	60,206	WM	61,978	1,0294	549358	KANSAS
33500	MAITLAND 3440-854336	78,138	0	0	0	0	78,136	WM	80,445	1,0296	548364	MISSOURI
33550	LINEVILLE 3445-854336	72,205	5,068	0	0	0	77,293	WM	79,092	1,0233	549382	IOWA
33600	BIRMINGHAM 3460-854336	68,883	932	0	0	0	69,815	WM	71,919	1,0301	549402	IOWA
38200	NEW WINDSOR 3620-854336	62,582	829	0	0	0	63,411	WM	65,325	1,0302	545420	ILLINOIS
38210	SANDWICH 3621-854336	35,916	0	0	0	0	35,915	WM	37,031	1,0311	549438	ILLINOIS
38220	ST JOHN 3622-854336	5	1,138	290	18,145	0	20,578	MI	20,741	1,0079	548512	INDIANA
38230	BRIDGMAN 3623-854336	42,930	2,105	0	0	0	45,035	MI	45,455	1,0093	548526	MICHIGAN
38240	HAMILTON 3624-854336	54,220	2,126	0	0	0	56,346	MI	56,860	1,0091	548550	MICHIGAN
38250	JOLIET 3828-854336	26,544	0	0	0	0	26,544	MI	26,885	1,0128	548508	ILLINOIS
38300	LAGRANGE IN COMP AUX 854	0	2,013	0	0	0	2,013	MI	2,031	1,0088	530075	INDIANA
38310	DEFIANCE 3831-854336	100,601	1,726	0	0	0	102,327	EM	103,586	1,0123	549212	OHIO
38700	LAGRANGE 3830-854336	0	0	0	0	0	0	MI	0	1,0000	549544	INDIANA
38200	WOODSTOCK 3820-854336	52,650	3,425	258	0	0	56,331	WI	58,288	1,0344	549448	ILLINOIS
38203	GOODMAN MASTER FUEL	254	0	0	0	0	254	WI	258	1,0157	540102	WISCONSIN
38203	GOODMAN DOMESTIC	0	225	0	0	0	225	WI	228	1,0138	540103	WISCONSIN
38220	KEWASKUM 3822-854336	5,137	13,187	0	0	0	18,324	WI	18,848	1,0286	549496	WISCONSIN
38230	JANESVILLE 3823-854336	4,900	310	0	0	0	6,210	WI	6,342	1,0253	549472	WISCONSIN

ANR PIPELINE COMPANY  
 USE OF GAS DETAIL - NON STORAGE  
 VOLUMES IN MSCF AT 14.73 PSIA  
 VAS - VOLUME ALLOCATION SYSTEM

MARCH, 2011

PSID	LOCATION	FUEL 854	OTHER 854	PL O 856	PL M 863	DEHY 859	SCF TOTAL	AREA	DTG TOTAL	BTU FACTOR	CMN #	STATE
38240	MARSHFIELD 3824-854338	5,137	988	0	10	0	5,812	WI	5,882	1,0120	549478	WISCONSIN
38260	WEYAUWEGA 3826-854336	7,120	548	0	0	0	7,888	WI	7,788	1,0130	549488	WISCONSIN
38270	MOUNTAIN 3827-854338	0	480	0	0	0	480	WI	462	1,0043	549492	WISCONSIN
38600	EDEN SECT WI AUX 854	0	0	0	0	119	119	WI	119	1,0000	530035	WISCONSIN
38600	EDEN SECT WI MNTNC 863	0	0	0	4	0	4	WI	4	1,0000	530038	WISCONSIN
38610	STEVENS POINT COMP 854	0	0	0	0	119	119	WI	120	1,0084	530140	WISCONSIN
38640	BONDUEL SECT WI OPERATIONS 856	0	0	21	0	0	21	WI	21	1,0000	530013	WISCONSIN
38640	BONDUEL SECT WI AUX 854	0	0	0	0	138	138	WI	138	1,0000	530011	WISCONSIN
<b>TOTAL NON-STORAGE</b>		<b>1,748,813</b>	<b>61,847</b>	<b>586</b>	<b>19,981</b>	<b>2,807</b>	<b>1,834,134</b>		<b>1,890,401</b>	<b>1,0307</b>		



ANR PIPELINE COMPANY  
 USE OF GAS DETAIL - STORAGE  
 VOLUMES IN MSCF AT 14.73 PSIA  
 VAS - VOLUME ALLOCATION SYSTEM

APRIL, 2011

PSID	LOCATION	FUEL 819	STATION OTHER 818	OPERA PL 817	MAINT PL T 833	GAS DEHY 831	WELLS 816	EXTRACT 824	FARMS 826	SSR 832	CNG 841	MCF VOLUME TOTAL	AREA	DTH VOLUME TOTAL	BTU FACTOR	CMS #
42200	W G WOOLFOLK 2720-819336	20,583	0	0	0	0	0	0	0	0	0	20,583	MI	21,063	1.0233	549576
42200	WOOLFOLK MASTER FUEL	0	2,295	0	0	641	0	0	0	0	0	2,936	MI	3,000	1.0218	540099
42210	LOREED 2721-819336	9,757	11	0	0	21	0	0	0	0	0	9,789	ST	10,029	1.0245	540021
42260	LINCOLN 2726-819336	42,215	0	0	0	0	0	0	0	0	0	42,215	MI	42,965	1.0178	549592
42310	SOUTH CHESTER 2731-819336	20,589	0	0	0	0	0	0	0	0	0	20,589	ST	20,733	1.0080	540051
42800	AUSTIN MI SF WELLS 816	0	0	0	0	0	2,888	0	0	0	0	2,888	ST	2,937	1.0177	530004
42800	AUSTIN MI SF FARMS 826	0	0	0	0	0	0	191	0	0	0	191	ST	194	1.0187	530006
42722	WINFIELD 2722-819336	7	267	0	0	0	0	0	0	0	0	274	ST	278	1.0146	549570
42722	GOODWELL 2723-819336	0	262	0	0	0	0	0	0	0	0	262	ST	267	1.0194	549650
42729	MUTTONVILLE 2729-819336	3,594	438	0	0	0	0	0	0	0	0	4,032	ST	4,067	1.0087	549588
42732	CHARLTON 2732-819336	15,760	1,281	0	0	0	0	0	0	0	0	17,021	ST	17,169	1.0087	549622
42781	WINFIELD MI SF DEHY 821	0	0	0	0	44	0	0	0	0	0	44	ST	44	1.0000	530147
42781	WINFIELD MI SF WELLS 816	0	0	0	0	0	1,060	0	0	0	0	1,060	ST	1,060	1.0188	530148
42781	WINFIELD MI SF FARMS 826	0	0	0	0	0	0	72	0	0	0	72	ST	73	1.0139	530149
42783	GOODWELL MI SF FARMS 826	0	0	0	0	0	0	1,102	0	0	0	1,102	ST	1,126	1.0238	530185
42783	GOODWELL MI SF WELLS 816	0	0	0	0	0	2,493	0	0	0	0	2,493	ST	2,547	1.0217	530187
42767	CHESTER, MI SF WELLS 848	0	0	0	0	0	2,250	0	0	0	0	2,250	ST	2,263	1.0058	530188
42767	CHESTER MI 42767 AUX 818	0	35	0	0	0	0	0	0	0	0	35	ST	35	1.0000	530222
42768	CHARLTON MI SF WELLS 816	0	0	0	0	0	3,210	0	0	0	0	3,210	ST	3,232	1.0089	530023
42774	LINCOLN MI SF WELLS 816	0	0	0	0	0	3,872	0	0	0	0	3,872	MI	3,937	1.0188	530081
42774	LINCOLN MI SF DEHY 821	0	0	0	0	10	0	0	0	0	0	10	MI	10	1.0000	530090
42778	FREEMAN MI SF WELLS 816	0	0	0	0	0	2,112	0	0	0	0	2,112	ST	2,124	1.0087	530048
42778	FREEMAN MI SF FARMS 826	0	0	0	0	0	0	287	0	0	0	287	ST	288	1.0037	530047
42783	MUTTONVILLE MI SF DEHY 821	0	0	0	0	62	0	0	0	0	0	62	ST	62	1.0000	530104
42783	MUTTONVILLE MI SF WELLS 816	0	0	0	0	0	1,082	0	0	0	0	1,082	ST	1,074	1.0113	530105
42786	LOREED MI SF FARMS 826	0	0	0	0	0	0	174	0	0	0	174	ST	178	1.0230	530092
42786	LOREED MI SF MNTNG 833	0	0	0	23	0	0	0	0	0	0	23	ST	23	1.0000	530080
42786	LOREED MI SF WELLS 816	0	0	0	0	0	14,051	0	0	0	0	14,051	ST	14,374	1.0230	530081
42787	REED CITY, MI SF FARMS 826	0	0	0	0	0	0	456	0	0	0	456	ST	456	1.0219	530127
42787	REED CITY MI SF DEHY 821	0	0	0	0	5	0	0	0	0	0	5	ST	5	1.0000	530125
42787	REED CITY MI SF WELLS 816	0	0	0	0	0	3,392	0	0	0	0	3,392	ST	3,473	1.0239	530126
42860	AUSTIN MI SF WELL 832	0	0	0	0	0	0	0	45	0	0	45	ST	45	1.0000	530186
42861	WINFIELD MI SF WELL 832	0	0	0	0	0	0	0	37	0	0	37	ST	37	1.0000	530150
42863	GOODWELL MI SF WELL 832	0	0	0	0	0	0	0	146	0	0	146	ST	146	1.0137	530053
42883	MUTTONVILLE MI SF WELLS 816	0	0	0	0	0	0	0	72	0	0	72	ST	72	1.0000	530109
42886	LOREED MI SF WELL 832	0	0	0	0	0	0	0	123	0	0	123	ST	125	1.0183	530093
42887	REED CITY MI SF WELL 832	0	0	0	0	0	0	0	1,037	0	0	1,037	ST	1,081	1.0231	530128
42900	COLD SPRINGS 1 WELLS 816	0	0	0	0	0	953	0	0	0	0	953	ST	1,000	1.0493	530204
<b>TOTAL STORAGE</b>		<b>112,485</b>	<b>4,569</b>	<b>0</b>	<b>23</b>	<b>783</b>	<b>37,341</b>	<b>0</b>	<b>2,262</b>	<b>1,460</b>	<b>0</b>	<b>158,923</b>		<b>161,584</b>	<b>1.0167</b>	

ANR PIPELINE COMPANY  
 USE OF GAS DETAIL - NON STORAGE  
 VOLUMES IN MSCF AT 14.73 PSIA  
 VAS - VOLUME ALLOCATION SYSTEM

APRIL 2011

PNID	LOCATION	FUEL 854	OTHER 854	PL O 856	PL M 863	DEHY 859	MSF TOTAL	AREA	DTH TOTAL	BTU FACTOR	CMS #	STATE
27310	GRAND CHIENIER LA DENY 850	0	0	0	0	7,081	7,081	EG	7,453	1.0525	530058	LOUISIANA
27340	OFFSHORE GR CHIENIER MNTNC 863	0	0	0	15	0	15	EG	15	1.0000	530111	FEDERAL OFFSHORE LOUISIANA
28200	EUGENE ISL BLK 188 2320-85433	0	4,394	0	173	0	4,567	EG	5,170	1.1320	549092	FEDERAL OFFSHORE LOUISIANA
28210	PATTERSON 2321-854338	59,821	174	0	327	0	60,322	EG	61,355	1.0171	549098	LOUISIANA
28230	EUNICE 2323-854336	34,078	368	0	0	0	34,444	EG	35,901	1.0423	549018	LOUISIANA
28300	JENA 2330-854338	0	24	0	0	0	24	EM	24	1.0000	549030	LOUISIANA
28400	DELHI 2340-854336	10,134	0	0	0	0	10,134	EM	10,224	1.0089	549048	LOUISIANA
28700	PATTERSON SECT LA ON MNTNC 863	0	0	0	34	0	34	EG	34	1.0000	530116	LOUISIANA
28800	PATTERSON SECT LA OFF MNTNC 863	0	0	0	15	0	15	EG	16	1.0667	530114	FEDERAL OFFSHORE LOUISIANA
28800	PATTERSON SECT LA OFF OPERATION	0	0	120	0	0	120	EG	130	1.1333	530115	FEDERAL OFFSHORE LOUISIANA
28800	ANR VERMILLION 397 FUEL	0	0	0	0	1,096	1,096	EG	1,281	1.1698	530192	FEDERAL OFFSHORE LOUISIANA
29230	GREENVILLE MASTER FUEL BLDG A B	13,937	8,636	0	39	0	22,612	EM	22,783	1.0076	540074	MISSISSIPPI
29260	SARDIS MASTER FUEL BLDG A B	89,815	94	0	0	0	90,679	EM	61,897	1.0201	540071	MISSISSIPPI
29290	BROWNSVILLE MASTER FUEL BLDG C1	103,434	0	0	0	0	103,434	EM	106,276	1.0275	540054	LOUISIANA
29320	COTTAGE GROVE MASTER FUEL BLDG	69,430	7	0	0	0	69,437	EM	71,846	1.0347	540066	TENNESSEE
29350	MADISONVILLE 3135-854336	72,547	783	9	0	0	73,330	EM	73,904	1.0078	549134	KENTUCKY
29400	CELESTINE 3141-854336	82,719	0	0	0	0	82,719	EM	63,139	1.0067	549152	INDIANA
29410	CELESTINE IN COMP AUX 854	0	263	0	0	0	263	EM	264	1.0038	530019	INDIANA
29440	SHELBYVILLE 3144-854338	71,326	885	0	0	0	72,011	EM	72,493	1.0067	549170	INDIANA
29480	SULPHUR SPRINGS 3145-854338	8,971	63	0	0	0	9,024	EM	9,084	1.0066	549160	INDIANA
29470	PORTLAND 3147-854336	64,791	1,436	0	0	0	66,227	EM	60,989	1.0115	549194	INDIANA
32350	GAGEBY CREEK 2950-854336	0	47	0	0	0	47	WG	50	1.0638	549254	TEXAS
32400	E G HILL 2920-854336	53,685	0	0	0	0	53,685	WG	56,079	1.0448	540911	TEXAS
32400	EG HILL ENGINE 4	13,897	0	0	0	0	13,897	WG	13,634	0.9811	540096	TEXAS
32550	WEATHERFORD 2536-755336	15,028	459	0	0	0	15,487	WG	16,299	1.0522	540063	OKLAHOMA
32580	TRANSOK 2539-755336	2,252	5	0	0	0	2,257	WG	2,321	1.0284	540061	OKLAHOMA
32600	MOORELAND 2530-755336	38,027	270	0	0	0	38,297	WG	37,024	1.0200	549270	OKLAHOMA
32700	MEADE 2622-854336	37,727	0	0	0	0	37,727	WG	39,040	1.0348	549278	KANSAS
33300	GREENSBURG 2626-854336	45,520	0	0	0	0	45,520	WG	47,068	1.0340	549296	KANSAS
33310	BUTTERMILK 2627-854336	0	0	0	0	0	0	WG	0	1.0000	549274	KANSAS
33350	STATION ALDEN 3425-854336	50,511	0	0	0	0	50,511	WM	52,458	1.0365	549314	KANSAS
33400	ENTERPRISE 3430-854336	52,187	0	0	0	0	52,187	WM	53,773	1.0304	549334	KANSAS
33450	HAVENSVILLE 3435-854336	51,134	676	0	0	0	51,810	WM	53,409	1.0309	549358	KANSAS
33500	MAITLAND 3440-854336	68,576	0	0	0	0	68,576	WM	70,698	1.0309	549394	MISSOURI
33550	LINEVILLE 3445-854336	57,066	10,909	0	0	0	67,974	WM	69,570	1.0235	549392	IOWA
33600	BIRMINGHAM 3450-854336	62,074	498	0	0	0	62,572	WM	64,403	1.0293	549402	IOWA
36200	NEW WINDSOR 3620-854336	47,558	449	0	0	0	48,007	WM	49,369	1.0284	549420	ILLINOIS
36210	SANDWICH 3621-854336	30,216	0	0	0	0	30,216	WM	31,266	1.0347	549438	ILLINOIS
36220	ST JOHN 3622-854336	37,442	1,797	342	0	0	39,581	MI	40,897	1.0332	549512	INDIANA
36230	BRIDGMAN 3623-854336	58,054	1,948	0	0	0	60,002	MI	61,146	1.0191	549526	MICHIGAN
36240	HAMILTON 3624-854336	78,562	0	0	0	0	78,562	MI	79,192	1.0080	549550	MICHIGAN
36250	JOLIET 3625-854336	5,885	0	0	0	0	5,885	MI	6,095	1.0357	549508	ILLINOIS
36300	LAGRANGE IN COMP AUX 854	0	1,532	0	0	0	1,532	MI	1,544	1.0078	530076	INDIANA
36310	DEFIANCE 3631-854336	77,790	1,340	0	0	0	79,130	EM	80,105	1.0125	549212	OHIO
36700	LAGRANGE 3630-854336	20	0	0	0	0	20	MI	20	1.0000	549544	INDIANA
38200	WOODSTOCK 3820-854336	348	2,020	162	0	0	2,530	WI	2,592	1.0245	549448	ILLINOIS
38203	GOODMAN MASTER FUEL	19	0	0	0	0	19	WI	19	1.0000	540102	WISCONSIN
38203	GOODMAN DOMESTIC	0	142	0	0	0	142	WI	147	1.0352	540103	WISCONSIN

ANR PIPELINE COMPANY  
 USE OF GAS DETAIL - NON STORAGE  
 VOLUMES IN MSCF AT 14.73 PSIA  
 VAS - VOLUME ALLOCATION SYSTEM

APRIL, 2011

PSID	LOCATION	FUEL 854	OTHER 854	PL O 856	PL N 863	DEHY 859	MCFT TOTAL	AREA	DTH TOTAL	RTF FACTOR	CMS #	STATE
38220	KEYWASKUM 3822-854336	378	147	0	0	0	525	WI	527	1.0038	549496	WISCONSIN
38230	JANESVILLE 3823-854336	214	287	0	0	0	501	WI	505	1.0000	549472	WISCONSIN
38240	MARSHFIELD 3824-854336	17,301	674	0	10	0	17,885	WI	18,107	1.0008	549475	WISCONSIN
38260	WEYAUWEGA 3826-854336	680	363	0	0	0	1,046	WI	1,047	1.0010	549488	WISCONSIN
38270	MOUNTAIN 3827-854336	0	294	0	0	0	294	WI	295	1.0034	549482	WISCONSIN
38610	STEVENS POINT COMP 854	0	0	0	0	77	77	WI	77	1.0000	530140	WISCONSIN
38640	BONDUEL SECT WI OPERATIONS 856	0	0	102	0	0	102	WI	102	1.0000	530013	WISCONSIN
38640	BONDUEL SECT WI AUX 854	0	0	0	0	95	95	WI	95	1.0000	530011	WISCONSIN
38640	BONDUEL SECT WI MNTNC 863	0	0	0	13,538	0	13,538	WI	13,755	1.0180	530012	WISCONSIN
<b>TOTAL NON STORAGE</b>		<b>1,531,954</b>	<b>40,744</b>	<b>726</b>	<b>14,152</b>	<b>8,349</b>	<b>1,595,825</b>		<b>1,633,011</b>	<b>1.0232</b>		

ANR PIPELINE COMPANY  
 USE OF GAS DETAIL - STORAGE  
 VOLUMES IN MSCF AT 14.73 PSIA  
 VAS - VOLUME ALLOCATION SYSTEM

MAY, 2011

PSID	LOCATION	FUEL 819	STATION OTHER 818	OPERA PL 817	MAINT PE T 833	GAS DEHY 821	WELLS 816	EXTRACT 824	FARMS 826	SWR 832	CNG 841	MCF VOLUME TOTAL	AREA	DTH VOLUME TOTAL	BTU FACTOR	CMS #
42200	W G WOOLFOLK 2720-819336	85,259	0	0	0	0	0	0	0	0	0	85,259	MI	89,654	1.0164	549576
42200	WOOLFOLK MASTER FUEL	0	1,543	0	161	1,110	0	0	0	0	0	2,814	MI	2,856	1.0149	540099
42210	LOREED 2721-819336	14,660	9	0	0	0	0	0	0	0	0	14,669	ST	14,917	1.0169	546021
42260	LINCOLN 2728-819336	58,389	0	0	0	0	0	0	0	0	0	58,389	MI	60,084	1.0292	549592
42310	SOUTH CHESTER 2731-819336	21,140	0	0	0	0	0	0	0	0	0	21,140	ST	21,265	1.0059	546051
42600	AUSTIN MI SF WELLS 818	0	0	0	0	0	1,870	0	0	0	0	1,870	ST	2,023	1.0269	530064
42600	AUSTIN MI SF FARMS 826	0	0	0	0	0	0	0	72	0	0	72	ST	73	1.0139	530086
42722	WINFIELD 2722-819336	0	2	0	0	0	0	0	0	0	0	2	ST	2	1.0000	549570
42723	GOODWELL 2723-819336	0	182	0	0	0	0	0	0	0	0	182	ST	186	1.0220	549650
42729	MUTTONVILLE 2729-819336	10,617	228	0	0	0	0	0	0	0	0	10,845	ST	10,971	1.0116	549588
42732	CHARLTON 2732-819336	23,715	746	0	0	0	0	0	0	0	0	24,461	ST	24,829	1.0069	549822
42761	WINFIELD MI SF WELLS 818	0	0	0	0	0	1,275	0	0	0	0	1,275	ST	1,317	1.0329	530148
42761	WINFIELD MI SF FARMS 826	0	0	0	0	0	0	0	35	0	0	35	ST	36	1.0266	530149
42763	GOODWELL MI SF FARMS 826	0	0	0	0	0	0	0	1,102	0	0	1,102	ST	1,130	1.0254	530185
42763	GOODWELL MI SF WELLS 816	0	0	0	0	0	2,765	0	0	0	0	2,765	ST	2,836	1.0267	530187
42767	CHESTER MI 42767 AUX 818	0	19	0	0	0	0	0	0	0	0	19	ST	19	1.0000	530222
42767	CHESTER, MI SF WELLS 816	0	0	0	0	0	2,438	0	0	0	0	2,438	ST	2,455	1.0078	530189
42768	CHARLTON MI SF WELLS 818	0	0	0	0	0	3,589	0	0	0	0	3,589	ST	3,617	1.0078	530023
42774	LINCOLN MI SF WELLS 816	0	0	0	0	0	4,030	0	0	0	0	4,030	MI	4,146	1.0288	530981
42774	LINCOLN MI SF FARMS 826	0	0	0	0	0	0	0	5	0	0	5	MI	5	1.0000	530082
42778	FREEMAN MI SF WELLS 816	0	0	0	0	0	2,121	0	0	0	0	2,121	ST	2,131	1.0047	530046
42783	MUTTONVILLE MI SF WELLS 816	0	0	0	0	0	1,292	0	0	0	0	1,292	ST	1,307	1.0116	530105
42786	LOREED MI SF WELLS 816	0	0	0	0	0	14,945	0	0	0	0	14,945	ST	15,184	1.0160	530091
42786	LOREED MI SF FARMS 826	0	0	0	0	0	0	0	79	0	0	79	ST	80	1.0127	530092
42786	LOREED MI SF MNTNC 833	0	0	0	19	0	0	0	0	0	0	19	ST	19	1.0000	530090
42787	REED CITY MI SF WELLS 816	0	0	0	0	0	3,875	0	0	0	0	3,875	ST	3,952	1.0199	530126
42863	GOODWELL MI SF WELL 832	0	0	0	0	0	0	0	0	1,309	0	1,309	ST	1,336	1.0261	530053
42867	CHESTER MI SF WELLS 816	0	0	0	0	0	0	0	3	0	0	3	ST	3	1.0000	530198
42868	CHARLTON, MI SF SWR 832	0	0	0	0	0	0	0	0	5	0	5	ST	5	1.0000	530189
42868	LOREED MI SF WELL 832	0	0	0	0	0	0	0	0	44	0	44	ST	44	1.0000	530093
42900	COLD SPRINGS 1 WELLS 816	0	0	0	0	0	955	0	0	0	0	955	ST	962	1.0073	530204
42900	COLD SPRINGS 1 WELL 832	0	0	0	0	0	0	0	0	1	0	1	ST	1	1.0000	530200
TOTAL STORAGE		213,780	2,729	0	180	1,110	39,253	0	1,293	1,102	0	268,507		284,057	1.0175	

ANR PIPELINE COMPANY  
 USE OF GAS DETAIL - NON STORAGE  
 VOLUMES IN MSCF AT 14.73 PSIA  
 VAS - VOLUME ALLOCATION SYSTEM

MAY, 2011

PSID	LOCATION	FUEL 854	OTHER 854	PL. O 856	PL. M 863	DEHY 859	MGF TOTAL	AREA	DTU TOTAL	BTU FACTOR	CMS #	STATE
27310	GRAND CHENIER LA DEHY 859	0	0	0	0	14,836	14,836	EG	15,429	1.0542	538958	LOUISIANA
27330	GRAND CHENIER 2121-755336	0	3	0	0	0	3	EG	3	1.0000	549022	LOUISIANA
27350	GR CHENIER ANR LATERAL MNTNC 86	0	0	0	63	0	63	EG	64	1.0189	530057	LOUISIANA
28200	EUGENE ISL BLK 188 2320-85433	0	4,780	0	231	0	5,011	EG	5,586	1.1347	548002	FEDERAL OFFSHORE LOUISIANA
28210	PATTERSON 2321-854338	55,296	1	0	368	0	58,865	EG	66,522	1.0154	549006	LOUISIANA
28230	EUNICE 2323-854338	41,019	129	0	134	0	41,282	EG	42,718	1.0348	549018	LOUISIANA
28300	JENA 2330-854338	1,321	454	0	0	0	1,775	EM	1,778	1.0017	549030	LOUISIANA
28400	DELHI 2340-854336	5,699	11	69	0	0	5,779	EM	5,810	1.0054	549048	LOUISIANA
28700	PATTERSON SECT LA ON MNTNC 863	0	0	0	5	0	5	EG	5	1.0000	530116	LOUISIANA
28800	PATTERSON SECT LA OFF MNTNC 883	0	0	0	21	0	21	EG	21	1.0000	530114	FEDERAL OFFSHORE LOUISIANA
28850	ANR VERMILLION 397 FUEL	0	0	0	0	1,219	1,219	EG	1,425	1.1690	530192	FEDERAL OFFSHORE LOUISIANA
28900	JENA SECT LA TRANS OPERATIONS 85	0	0	1,132	0	0	1,132	EM	1,141	1.0060	530159	LOUISIANA
29230	GREENVILLE MASTER FUEL BLDG A B	35,288	3,770	0	0	0	39,038	EM	39,328	1.0074	540074	MISSISSIPPI
29200	SARDIS MASTER FUEL BLDG A B	68,483	750	0	121	0	67,364	EM	68,704	1.0199	540071	MISSISSIPPI
29280	BROWNSVILLE MASTER FUEL BLDG C1	127,841	0	0	0	0	127,841	EM	131,356	1.0275	540084	TENNESSEE
29320	COTTAGE GROVE MASTER FUEL BLDG	91,960	0	0	0	0	91,960	EM	95,151	1.0347	540066	TENNESSEE
29350	MADISONVILLE 3135-854336	90,008	498	0	0	0	90,504	EM	91,128	1.0069	549134	KENTUCKY
29400	CELESTINE 3141-854336	94,614	0	0	0	0	94,614	EM	95,141	1.0056	549162	INDIANA
29410	CELESTINE IN COMP AUX 854	0	37	0	0	0	37	EM	37	1.0000	530018	INDIANA
29440	SHELBYVILLE 3144-854336	92,936	550	34,377	205	0	128,968	EM	128,806	1.0058	549170	INDIANA
29460	SULPHUR SPRINGS 3145-854336	5,282	53	0	0	0	5,335	EM	5,366	1.0058	549190	INDIANA
29470	PORTLAND 3147-854336	64,751	477	0	0	0	65,228	EM	66,007	1.0119	549194	INDIANA
32400	E G HILL 2620-854336	58,315	0	0	0	0	58,315	WG	60,803	1.0427	540011	TEXAS
32400	EG HILL ENGINE 4	550	0	0	0	0	550	WG	539	0.9800	540098	TEXAS
32550	WEATHERFORD 2638-755336	13,968	320	0	0	0	14,288	WG	15,163	1.0612	540063	OKLAHOMA
32580	TRANSOK 2539-755336	2,622	5	0	0	0	2,627	WG	2,596	1.0263	540061	OKLAHOMA
32600	MOORELAND 2530-755338	38,097	113	0	0	0	38,210	WG	38,984	1.0203	549270	OKLAHOMA
32700	MEADE 2622-854336	31,368	126	0	0	0	31,492	WG	32,570	1.0374	549278	KANSAS
33300	GREENSBURG 2828-854338	42,459	0	0	0	0	42,459	WG	44,097	1.0386	549298	KANSAS
33350	STATION ALDEN 3425-854336	47,573	0	0	0	0	47,573	WM	49,410	1.0380	549314	KANSAS
33400	ENTERPRISE 3430-854336	45,723	0	0	0	0	45,723	WM	47,168	1.0314	549304	KANSAS
33450	HAVENSVILLE 3435-854338	48,598	659	0	0	0	48,595	WM	51,212	1.0326	549358	KANSAS
33500	MAITLAND 3440-854338	60,235	0	0	0	0	60,235	WM	62,147	1.0317	549364	MISSOURI
33550	LINEVILLE 3445-854336	65,109	1,414	0	0	0	66,523	WM	68,069	1.0232	549362	IOWA
33600	BIRMINGHAM 3450-854336	64,553	331	0	0	0	64,884	WM	66,815	1.0298	549402	IOWA
36200	NEW WINDSOR 3620-854336	61,710	108	0	0	0	61,816	WM	63,678	1.0391	549420	ILLINOIS
36210	SANDWICH 3821-854338	34,733	1,884	0	0	0	38,417	WM	37,583	1.0320	549438	ILLINOIS
36220	ST JOHN 3822-854336	53,580	242	30	0	0	53,832	MI	55,540	1.0317	549512	INDIANA
36230	BRIDGMAN 3623-854336	72,112	1,057	0	0	0	73,169	MI	73,703	1.0077	549526	MICHIGAN
36240	HAMILTON 3624-854336	93,937	468	3,315	0	0	97,718	MI	95,532	1.0083	549558	MICHIGAN
36250	JOLIET 3626-854338	10,674	287	0	0	0	16,961	MI	17,496	1.0315	549598	ILLINOIS
36300	LAGRANGE IN COMP AUX 854	0	311	0	0	0	311	MI	313	1.0064	530076	INDIANA
36310	DEFIANCE 3631-854336	107,080	1,776	0	0	0	108,855	EM	110,173	1.0121	549212	OHIO
36700	LAGRANGE 3630-854336	0	0	0	0	0	0	MI	0	1.0000	549544	INDIANA
38200	WOODSTOCK 3820-854336	40	1,341	183	0	0	1,564	WI	1,810	1.0294	549448	ILLINOIS
38203	GOODMAN MASTER FUEL	5	0	0	0	0	5	WI	5	1.0000	540102	WISCONSIN
38203	GOODMAN DOMESTIC	0	35	0	0	0	35	WI	35	1.0000	540103	WISCONSIN
38220	KEWASKUM 3822-854330	128	46	0	0	0	172	WI	172	1.0000	548496	WISCONSIN

ANR PIPELINE COMPANY  
 USE OF GAS DETAIL - NON STORAGE  
 VOLUMES IN MSCF AT 14.73 PSIA  
 VAS - VOLUME ALLOCATION SYSTEM

MAY, 2011

PSID	LOCATION	INCL 854	OTHER 851	PL O 856	PL M 863	DEHY 889	MCF TOTAL	AREA	BTH TOTAL	BTD FACTOR	CMS #	STATE
38230	JANESVILLE 3823-854336	107	44	0	0	0	151	WI	151	1.0000	548472	WISCONSIN
38240	MARSHFIELD 3824-854336	15,854	235	0	0	0	16,089	WI	16,213	1.0077	548476	WISCONSIN
38260	WEYAUWEGA 3826-854338	0	175	0	0	0	175	WI	175	1.0057	548488	WISCONSIN
38270	MOUNTAIN 3827-854338	0	9	0	0	0	9	WI	9	1.0000	548492	WISCONSIN
38610	STEVENS POINT COMP 854	0	0	0	0	16	16	WI	16	1.0000	530140	WISCONSIN
38640	BONDUEL SECT WI OPERATIONS 856	0	0	16	0	0	16	WI	16	1.0000	530010	WISCONSIN
38640	BONDUEL SECT WI AUX 854	0	0	0	0	16	16	WI	16	1.0000	530011	WISCONSIN
<b>TOTAL NON-STORAGE</b>		<b>1,747,960</b>	<b>22,264</b>	<b>39,122</b>	<b>1,148</b>	<b>15,889</b>	<b>1,826,393</b>		<b>1,865,856</b>	<b>1.0222</b>		

ANR PIPELINE COMPANY  
 USE OF GAS DETAIL - STORAGE  
 VOLUMES IN MSCF AT 14.73 PSIA  
 VAS - VOLUME ALLOCATION SYSTEM

JUNE, 2011

PSID	LOCATION	FUEL 819	STATION OTHER 818	OPERA PL 817	MAINT PL T 833	GAS DEHY 821	WELLS 816	EXTRACT 824	FARMS 826	SWR 832	CRG 841	MSCF VOLUME TOTAL	AREA	DTH VOLUME TOTAL	BTU FACTOR	CMS #
42200	W G WOOLFOLK 2720-819338	53,935	0	0	0	0	0	0	0	0	0	53,935	MI	56,285	1.0250	549576
42200	WOOLFOLK MASTER FUEL	0	1,048	0	0	0	0	0	0	0	0	1,048	MI	1,070	1.0229	540089
42210	LOREED 2721-819336	11,124	8	0	0	2	0	0	0	0	0	11,134	ST	11,404	1.0243	540021
42260	LINCOLN 2726-819338	46,589	0	0	0	0	0	0	0	0	0	46,589	MI	47,609	1.0238	549592
42310	SOUTH CHESTER 2731-819338	17,507	0	0	0	0	0	0	0	0	0	17,507	ST	17,568	1.0035	540051
42600	AUSTIN MI SF WELLS 816	0	0	0	0	0	2,323	0	0	0	0	2,323	ST	2,371	1.0207	530004
42722	WINFIELD 2722-819338	0	0	0	0	0	0	0	0	0	0	0	ST	0	1.0000	549570
42723	GOODWELL 2723-819338	0	20	0	0	0	0	0	0	0	0	20	ST	20	1.0000	549650
42729	MUTTONVILLE 2729-819338	9,882	201	0	0	0	0	0	0	0	0	9,883	ST	9,985	1.0124	549588
42732	CHARLTON 2732-819338	17,457	551	0	0	0	0	0	0	0	0	18,008	ST	18,160	1.0084	549522
42781	WINFIELD MI SF WELLS 818	0	0	0	0	0	1,407	0	0	0	0	1,407	ST	1,438	1.0205	530148
42783	GOODWELL MI SF FARMS 826	0	0	0	0	0	0	0	293	0	0	293	ST	299	1.0205	530185
42783	GOODWELL MI SF WELLS 818	0	0	0	0	0	3,028	0	0	0	0	3,028	ST	3,089	1.0208	530187
42787	CHESTER, MI SF WELLS 846	0	0	0	0	0	2,578	0	0	0	0	2,578	ST	2,598	1.0070	530188
42787	CHESTER MI 42787 AUX 818	0	95	0	0	0	0	0	0	0	0	95	ST	95	1.0000	530222
42788	CHARLTON MI SF WELLS 816	0	0	0	0	0	3,887	0	0	0	0	3,887	ST	3,918	1.0080	530023
42774	LINCOLN MI SF FARMS 826	0	0	0	0	0	0	0	1	0	0	1	MI	1	1.0000	530082
42774	LINCOLN MI SF WELLS 818	0	0	0	0	0	4,177	0	0	0	0	4,177	MI	4,280	1.0199	530081
42778	FREEMAN MI SF WELLS 818	0	0	0	0	0	2,121	0	0	0	0	2,121	ST	2,137	1.0075	530046
42778	FREEMAN MI SF FARMS 826	0	0	0	0	0	0	0	51	0	0	51	ST	51	1.0000	530047
42783	MUTTONVILLE MI SF WELLS 816	0	0	0	0	0	1,423	0	0	0	0	1,423	ST	1,440	1.0119	530105
42788	LOREED MI SF FARMS 826	0	0	0	0	0	0	0	58	0	0	58	ST	59	1.0172	530092
42786	LOREED MI SF MNTNC 833	0	0	0	7	0	0	0	0	0	0	7	ST	7	1.0000	530090
42786	LOREED MI SF WELLS 816	0	0	0	0	0	15,138	0	0	0	0	15,138	ST	15,518	1.0250	530091
42787	REED CITY, MI SF FARMS 826	0	0	0	0	0	0	0	151	0	0	151	ST	154	1.0199	530127
42787	REED CITY MI SF DEHY 821	0	0	0	0	3	0	0	0	0	0	3	ST	3	1.0000	530125
42787	REED CITY MI SF WELLS 816	0	0	0	0	0	3,672	0	0	0	0	3,672	ST	3,756	1.0229	530126
42860	AUSTIN MI SF WELL 832	0	0	0	0	0	0	0	0	10	0	10	ST	10	1.0000	530186
42861	WINFIELD MI SF WELL 832	0	0	0	0	0	0	0	0	1,158	0	1,158	ST	1,180	1.0208	530150
42888	CHARLTON MI SF SWR 832	0	0	0	0	0	0	0	0	0	0	0	ST	0	1.0000	530189
42888	LOREED MI SF WELL 832	0	0	0	0	0	0	0	0	30	0	30	ST	30	1.0000	530093
42900	COLD SPRINGS 1 WELLS 816	0	0	0	0	0	1,850	0	0	0	0	1,850	ST	1,909	1.0319	530204
<b>TOTAL STORAGE</b>		<b>158,274</b>	<b>1,921</b>	<b>0</b>	<b>7</b>	<b>5</b>	<b>41,602</b>	<b>0</b>	<b>554</b>	<b>1,196</b>	<b>0</b>	<b>201,558</b>		<b>206,800</b>	<b>1.0196</b>	

ANR PIPELINE COMPANY  
 USE OF GAS DETAIL - NON STORAGE  
 VOLUMES IN MSCF AT 14.73 PSIA  
 VAS - VOLUME ALLOCATION SYSTEM  
 JUNE, 2011

PSID	LOCATION	FUEL 854	OTHER 854	PL O 856	PL M 863	DEHY 859	MSCF TOTAL	AREA	DTH TOTAL	BTU FACTOR	CMS #	STATE
27310	GRAND CHENIER LA DEHY 859	0	0	0	0	12,695	12,695	EG	13,367	1.0529	530058	LOUISIANA
27330	GRAND CHENIER 2121-755336	0	1	0	0	0	1	EG	1	1.0000	549022	LOUISIANA
27340	OFFSHORE GR CHENIER MNTNC 863	0	0	0	11	0	11	EG	11	1.0000	530111	FEDERAL OFFSHORE LOUISIANA
28260	EUGENE ISL BLK 188 2320-85433	0	4,572	0	199	0	4,771	EG	5,507	1.1543	549002	FEDERAL OFFSHORE LOUISIANA
28210	PATTERSON 2321-854336	56,668	183	0	239	0	57,090	EG	58,273	1.0207	549006	LOUISIANA
28230	EUNICE 2323-854336	35,828	77	0	0	0	36,905	EG	37,019	1.0310	549018	LOUISIANA
29000	JENA 2330-854336	184	7	0	0	0	111	EM	111	1.0000	549030	LOUISIANA
28400	DELHI 2340-854336	0	1,407	0	0	0	1,407	EM	1,418	1.0078	549046	LOUISIANA
28800	PATTERSON SECT LA OFF MNTNC 863	0	0	0	3	0	3	EG	3	1.0000	530114	FEDERAL OFFSHORE LOUISIANA
28800	PATTERSON SECT LA OFF OPERATION	0	0	235	0	0	235	EG	269	1.1447	530115	FEDERAL OFFSHORE LOUISIANA
28800	ANR VERMILION 397 FUEL	0	0	0	0	1,396	1,396	EG	1,650	1.1819	530192	FEDERAL OFFSHORE LOUISIANA
28900	JENA SECT LA TRANS OPERATIONS 85	0	0	239	0	0	239	EM	241	1.0054	530159	LOUISIANA
29230	GREENVILLE MASTER FUEL BLDG A B	32,365	28	0	0	0	32,393	EM	32,032	1.0074	540074	MISSISSIPPI
29280	SARDIS MASTER FUEL BLDG A B	69,471	660	0	67	0	70,201	EM	71,599	1.0169	540071	MISSISSIPPI
29290	BROWNSVILLE MASTER FUEL BLDG C1	111,717	0	0	0	0	111,717	EM	114,789	1.0275	540064	TENNESSEE
29320	COTTAGE GROVE MASTER FUEL BLDG	87,465	0	0	0	0	87,465	EM	90,500	1.0347	540068	TENNESSEE
29350	MADISONVILLE 3135-854336	81,197	0	0	0	0	81,197	EM	81,867	1.0061	549134	KENTUCKY
28400	CELESTINE 3141-854336	88,804	0	0	0	0	88,804	EM	88,384	1.0087	549152	INDIANA
28410	CELESTINE IN COMP AUX 854	0	100	0	0	0	100	EM	100	1.0000	530019	INDIANA
29440	SHELBYVILLE 3144-854336	98,657	2,111	5,719	446	0	106,933	EM	107,682	1.0087	549170	INDIANA
29460	SULPHUR SPRINGS 3145-854336	5,957	1	0	0	0	5,958	EM	6,018	1.0101	549190	INDIANA
29470	PORTLAND 3147-854336	76,364	317	0	0	0	76,681	EM	77,373	1.0090	549184	INDIANA
32400	E G HILL 2620-854336	56,686	0	0	0	0	56,686	WG	59,321	1.0465	540011	TEXAS
32400	EG HILL ENGINE 4	1,446	0	0	0	0	1,446	WG	1,432	0.9903	540098	TEXAS
32550	WEATHERFORD 2638-755336	13,640	96	0	0	0	13,736	WG	14,833	1.0653	540063	OKLAHOMA
32560	TRANSOK 2539-755336	603	0	0	0	0	603	WG	619	1.0285	540061	OKLAHOMA
32600	MOORELAND 2530-755336	37,273	141	0	0	0	37,414	WG	38,386	1.0254	540270	OKLAHOMA
32700	MEADE 2622-854336	33,042	126	0	0	0	33,168	WG	34,426	1.0379	549278	KANSAS
33300	GREENSBURG 2626-854336	42,438	0	0	0	0	42,438	WG	44,215	1.0419	549295	KANSAS
33350	STATION ALDEN 3425-854336	49,684	0	0	0	0	49,684	WM	51,600	1.0388	549314	KANSAS
33400	ENTERPRISE 3430-854336	46,234	0	0	0	0	46,234	WM	47,823	1.0344	549334	KANSAS
33450	HAVENSVILLE 3435-854336	48,557	0	0	0	0	48,557	WM	50,197	1.0338	549358	KANSAS
33500	MAITLAND 3440-854336	60,938	0	0	0	0	60,938	WM	63,008	1.0340	549364	MISSOURI
33550	LINEVILLE 3445-854336	56,487	1,810	0	0	0	58,297	WM	59,856	1.0233	549382	IOWA
33600	BIRMINGHAM 3450-854336	56,168	196	0	0	0	56,364	WM	58,144	1.0318	549402	IOWA
36200	NEW WINDSOR 3626-854336	41,791	75	0	0	0	41,866	WM	43,337	1.0351	549420	ILLINOIS
36210	SANDWICH 3621-854336	14,052	167	0	0	0	14,169	WM	14,582	1.0362	549438	ILLINOIS
36220	ST JOHN 3622-854336	67,738	784	0	0	0	68,522	MI	70,217	1.0247	549512	INDIANA
36230	BRIDGMAN 3623-854336	91,611	669	0	0	0	92,280	MI	94,242	1.0213	549526	MICHIGAN
36240	HAMILTON 3624-854336	99,744	28	0	0	0	99,772	MI	101,862	1.0220	549550	MICHIGAN
36250	JOLIET 3626-854336	14,432	1	0	0	0	14,433	MI	14,793	1.0249	549508	ILLINOIS
36300	LAGRANGE IN COMP AUX 854	0	9	0	0	0	9	MI	9	1.0000	530078	INDIANA
36310	DEFIANCE 3631-854336	82,645	1,010	0	0	0	83,655	EM	84,662	1.0123	549212	OHIO
36700	LAGRANGE 3630-854336	8,739	0	0	0	0	8,739	MI	8,919	1.0206	549544	INDIANA
36200	WOODSTOCK 3626-854336	10,477	600	20	0	0	11,097	WI	11,199	1.0092	549448	ILLINOIS
36203	GOODMAN MASTER FUEL	11	0	0	0	0	11	WI	11	1.0000	549102	WISCONSIN
36203	GOODMAN DOMESTIC	0	10	0	0	0	10	WI	10	1.0000	549103	WISCONSIN
36220	KEWASKUM 3622-854336	0	38	0	0	0	38	WI	38	1.0000	549496	WISCONSIN



ANR PIPELINE COMPANY  
 USE OF GAS DETAIL - NON STORAGE  
 VOLUMES IN MSCF AT 14.73 PSIA  
 VAS - VOLUME ALLOCATION SYSTEM

JUNE, 2011

PSID	LOCATION	FUEL 854	OTHER 854	PL O 856	PL M 863	DEHY 859	MCF TOTAL	AREA	DTH TOTAL	DTU FACTOR	CMS #	STATE
38230	JANESVILLE 3823-854336	0	0	0	0	0	0	WI	0	1.0000	549472	WISCONSIN
38240	MARSHFIELD 3824-854336	22,355	132	0	0	0	22,487	WI	22,667	1.0080	549470	WISCONSIN
38260	WEYAUWEGA 3826-854336	0	0	0	0	0	0	WI	6	1.0000	549488	WISCONSIN
38270	MOUNTAIN 3827-854336	0	0	0	0	0	0	WI	0	1.0000	549492	WISCONSIN
38610	STEVENS POINT COMP 854	0	0	0	0	2	2	WI	2	1.0000	530140	WISCONSIN
38640	BONDUEL SECT WI AUX 854	0	0	0	0	2	2	WI	2	1.0000	530011	WISCONSIN
<b>TOTAL NON-STORAGE</b>		<b>1,702,198</b>	<b>15,305</b>	<b>6,213</b>	<b>965</b>	<b>14,095</b>	<b>1,738,776</b>		<b>1,781,201</b>	<b>1.0244</b>		

ANR PIPELINE COMPANY  
 USE OF GAS DETAIL - STORAGE  
 VOLUMES IN MSCF AT 14.73 PSIA  
 VAS - VOLUME ALLOCATION SYSTEM

JULY 2011

PSID	LOCATION	FUEL \$19	STATION OTHER \$18	OPERA PI \$17	MAINT PLT \$33	GAS BERY \$21	WELLS \$16	EXTRACT \$24	FARMS \$26	NWR \$32	CMG \$41	SCF VOLUME TOTAL	AREA	DTH VOLUME TOTAL	RT FACTOR	CMS #
42200	W G WOOLFOLK 2720-819336	42,290	0	0	0	0	0	0	0	0	0	42,290	MI	49,220	1.0220	549576
42700	WOOLFOLK MASTER FUEL	0	890	0	75	0	0	0	0	0	0	973	MI	991	1.0165	540099
42710	LOREED 2731-819336	13,577	10	0	0	2	0	0	0	0	0	13,589	ST	13,899	1.0220	540021
42260	LINCOLN 2725-819338	40,917	0	0	0	0	0	0	0	0	0	40,917	MI	41,816	1.0220	549582
42310	SOUTH CHESTER 2731-819336	11,846	0	0	0	0	0	0	0	0	0	11,848	ST	11,901	1.0346	540051
42800	AUSTIN MI SF WELLS 816	0	0	0	0	0	2,527	0	0	0	0	2,527	ST	2,580	1.0210	530004
42800	AUSTIN MI SF FARMS 828	0	0	0	0	0	0	0	13	0	0	13	ST	13	1.0660	530005
42722	WINFIELD 2722-819336	0	0	0	0	0	0	0	0	0	0	0	ST	0	1.0000	549570
42723	GOODWELL 2723-819336	0	6	0	0	0	0	0	0	0	0	6	ST	6	1.0000	549050
42729	MUTTONVILLE 2729-819336	7,155	98	0	0	0	0	0	0	0	0	7,253	ST	7,347	1.0130	549588
42732	CHARLTON 2732-819336	20,289	687	0	0	0	0	0	0	0	0	20,966	ST	21,134	1.0085	549622
42761	WINFIELD MI SF WELLS 816	0	0	0	0	0	1,545	0	0	0	0	1,545	ST	1,578	1.0214	530148
42761	WINFIELD MI SF FARMS 826	0	0	0	0	0	0	0	16	0	0	19	ST	19	1.0000	530149
42763	GOODWELL MI SF WELLS 816	0	0	0	0	0	3,132	0	0	0	0	3,132	ST	3,197	1.0208	530187
42763	GOODWELL MI SF FARMS 826	0	0	0	0	0	0	0	119	0	0	119	ST	121	1.0368	530155
42767	CHESTER MI 42767 AUX 818	0	625	0	0	0	0	0	0	0	0	625	ST	626	1.0010	530222
42767	CHESTER MI SF WELLS 846	0	0	0	22	0	2,689	0	0	0	0	2,691	ST	2,708	1.0087	530188
42768	CHARLTON MI SF WELLS 818	0	0	0	0	0	4,208	0	0	0	0	4,208	ST	4,245	1.0068	530023
42774	LINCOLN MI SF DEHY 821	0	0	0	0	1	0	0	0	0	0	1	MI	1	1.0000	530080
42774	LINCOLN MI SF WELLS 816	0	0	0	0	0	4,259	0	0	0	0	4,259	MI	4,352	1.0218	530081
42778	FREEMAN MI SF WELLS 816	0	0	0	0	0	2,127	0	0	0	0	2,127	ST	2,137	1.0047	530046
42778	FREEMAN MI SF FARMS 826	0	0	0	0	0	0	0	26	0	0	26	ST	26	1.0000	530047
42783	MUTTONVILLE MI SF WELLS 816	0	0	0	0	0	1,500	0	0	0	0	1,500	ST	1,518	1.0107	530105
42788	LOREED MI SF WELLS 816	0	0	0	0	0	15,721	0	0	0	0	15,721	ST	16,066	1.0219	530094
42787	REED CITY MI SF WELLS 816	0	0	0	0	0	3,729	0	0	0	0	3,729	ST	3,803	1.0198	530126
42787	REED CITY MI SF FARMS 828	0	0	0	0	0	0	0	851	0	0	851	ST	868	1.0200	530127
42808	LOREED MI SF WELL 832	0	0	0	0	0	0	0	0	21	0	21	ST	21	1.0000	530093
42887	REED CITY MI SF WELL 832	0	0	0	0	0	0	0	0	230	0	230	ST	234	1.0174	530128
42900	COLD SPRINGS 1 WELLS 910	0	0	0	0	0	2,195	0	0	0	0	2,195	ST	2,225	1.0137	530204
	TOTAL STORAGE	136,054	2,324	0	97	3	43,612	0	1,028	251	0	183,359		185,651		1,0179

ANR PIPELINE COMPANY  
 USE OF GAS DETAIL - NON STORAGE  
 VOLUMES IN MSCF AT 14.73 PSIA  
 VAS - VOLUME ALLOCATION SYSTEM

JULY, 2011

PSID	LOCATION	FUEL 854	OTHER 854	PL O 856	PL M 863	DEHY 859	MCP TOTAL	AREA	D10 TOTAL	D10 FACTOR	CMS #	STATE
27310	GRAND CHENIER LA DEHY 859	0	0	0	0	4,833	4,833	EG	6,089	1.0530	530058	LOUISIANA
27330	GRAND CHENIER 2121-755336	0	4	0	0	0	4	EG	4	1.0000	549022	LOUISIANA
27340	OFFSHORE GR CHENIER MNTNC 883	0	0	0	58	0	58	EG	61	1.0517	530111	FEDERAL OFFSHORE LOUISIANA
27350	GR CHENIER ANR LATERAL MNTNC 86	0	0	0	11	0	11	EG	11	1.0000	530057	LOUISIANA
28200	EUGENE ISL BLK 188 2320-85433	0	4,798	0	172	0	4,970	EG	5,487	1.1040	549002	FEDERAL OFFSHORE LOUISIANA
28210	PATTERSON 2321-854338	68,194	24	0	0	0	68,218	EG	87,404	1.0179	549008	LOUISIANA
28230	ELINICE 2523-854338	40,080	192	0	48	0	40,320	EG	41,291	1.0241	549018	LOUISIANA
28300	JENA 2330-854336	94	7	0	0	0	101	EM	101	1.0000	549030	LOUISIANA
28400	DELHI 2340-854336	3,379	1,289	0	0	0	4,668	EM	4,706	1.0081	549046	LOUISIANA
28800	PATTERSON SECT LA OFF OPERATION	0	0	27,028	0	0	27,028	EG	31,280	1.1322	530115	FEDERAL OFFSHORE LOUISIANA
28800	ANR VERMILLION 397 FUEL	0	0	0	0	1,418	1,418	EG	1,712	1.2073	530192	FEDERAL OFFSHORE LOUISIANA
29230	GREENVILLE MASTER FUEL BLDG A B	0	29	0	0	0	28	EM	29	1.0000	549074	MISSISSIPPI
29280	SARDIS MASTER FUEL BLDG A B	73,199	91	0	0	0	73,290	EM	74,781	1.0201	549071	MISSISSIPPI
29320	COTTAGE GROVE MASTER FUEL BLDG	73,797	0	0	0	0	73,797	EM	76,357	1.0347	549066	TENNESSEE
29350	MADISONVILLE 3135-854336	65,713	734	0	0	0	66,447	EM	69,850	1.0081	549104	KENTUCKY
29400	CELESTINE 3141-854338	73,510	0	0	0	0	73,510	EM	73,944	1.0059	549152	INDIANA
29410	CELESTINE IN COMP AUX 854	0	90	0	0	0	90	EM	90	1.0000	530018	INDIANA
29440	SHELBYVILLE 3144-854336	90,857	937	4,808	2,941	0	99,543	EM	100,132	1.0059	549170	INDIANA
29460	SULPHUR SPRINGS 3145-854336	6,588	84	0	0	0	6,672	EM	6,703	1.0048	549190	INDIANA
29470	PORTLAND 3147-854336	37,700	738	0	0	0	38,438	EM	38,667	1.0065	549194	INDIANA
32450	E G HILL 2620-854338	52,697	6	0	0	0	52,703	WG	55,212	1.0478	540011	TEXAS
32400	EG HILL ENGINE 4	15,147	0	0	0	0	15,147	WG	15,050	0.9940	540098	TEXAS
32550	WEATHERFORD 2538-755338	12,111	75	0	0	0	12,186	WG	13,104	1.0753	540053	OKLAHOMA
32600	MOORELAND 2530-755338	35,466	276	0	39	0	35,800	WG	36,680	1.0245	549270	OKLAHOMA
32700	MEADE 2622-854336	30,814	7	0	0	0	30,821	WG	31,939	1.0430	549278	KANSAS
33300	GREENSBURG 2626-854336	37,445	19	0	0	0	37,464	WG	39,225	1.0470	549296	KANSAS
33310	BOTTERMILK 2627-854336	353	31	0	0	0	384	WG	401	1.0443	549274	KANSAS
33350	STATION ALDEN 3425-854338	42,779	0	0	0	0	42,779	WM	44,425	1.0385	549314	KANSAS
33400	ENTERPRISE 3430-854336	43,703	0	0	0	0	43,703	WM	45,282	1.0361	549334	KANSAS
33450	HAVENSVILLE 3435-854336	44,218	1,058	0	0	0	45,276	WM	46,943	1.0388	549358	KANSAS
33500	MAITLAND 3440-854338	58,319	0	0	0	0	58,319	WM	58,400	1.0070	549364	MISSOURI
33550	LINEVILLE 3445-854336	53,650	66	0	0	0	53,736	WM	55,827	1.0352	549382	IOWA
33800	BIRMINGHAM 3450-854338	56,284	381	0	0	0	56,665	WM	58,537	1.0330	549402	IOWA
36200	NEW WINDSOR 3620-854336	43,899	9	0	0	0	43,708	WM	45,165	1.0333	549420	ILLINOIS
36210	SANDWICH 3621-854336	27,749	209	0	0	0	27,958	WM	29,017	1.0378	549438	ILLINOIS
36220	ST JOHN 3622-854338	77,017	18	0	0	0	77,036	MI	79,298	1.0294	549512	INDIANA
36230	BRIDGMAN 3623-854338	85,653	667	0	0	0	85,730	MI	87,885	1.0226	549528	MICHIGAN
36240	HAMILTON 3624-854338	95,620	49	57	0	0	95,726	MI	99,749	1.0107	549550	MICHIGAN
36260	JOLIET 3626-854336	0	0	0	0	0	0	MI	0	1.0000	549598	ILLINOIS
36300	LAGRANGE IN COMP AUX 854	0	510	0	0	0	510	MI	519	1.0176	530076	INDIANA
36310	DEFIANCE 3631-854338	74,037	847	0	0	0	74,884	EM	75,790	1.0121	549512	OHIO
36700	LAGRANGE 3830-854338	11,317	0	0	0	0	11,317	MI	11,441	1.0110	549544	INDIANA
38200	WOODSTOCK 3820-854336	9,285	249	5	0	0	9,538	WI	9,803	1.0087	549448	ILLINOIS
38203	GOODMAN MASTER FOEL	1	0	0	0	0	1	WI	1	1.0000	549102	WISCONSIN
38203	GOODMAN DOMESTIC	0	1	0	0	0	1	WI	1	1.0000	549103	WISCONSIN
38220	KEWASKUM 3822-854336	0	5	0	0	0	5	WI	5	1.0000	549496	WISCONSIN
38230	JANESVILLE 3823-854338	0	1	0	0	0	1	WI	1	1.0000	549472	WISCONSIN
38240	MARSHFIELD 3824-854336	40,961	143	0	10	0	41,154	WI	41,413	1.0088	549476	WISCONSIN

ANR PIPELINE COMPANY  
 USE OF GAS DETAIL - NON STORAGE  
 VOLUMES IN MSCF AT 14.73 PSIA  
 VAS - VOLUME ALLOCATION SYSTEM

JULY, 2011

PSID	LOCATION	FUEL 854	OTHER 854	PL O 856	PL M 863	DEHY 859	MSF TOTAL	AREA	DTH TOTAL	BTD FACTOR	CAIS #	STATE
38260	WEYAUWEGA 3826-854336	323	10	0	0	0	333	WI	333	1.0000	549468	WISCONSIN
38270	MOUNTAIN 3827-854336	0	0	0	0	0	0	WI	0	1.0000	549492	WISCONSIN
38610	STEVENS POINT COMP 854	0	0	0	0	2	2	WI	2	1.0000	530140	WISCONSIN
38640	BONQUEL SECT WI AUX 854	0	0	0	0	1	1	WI	1	1.0000	530011	WISCONSIN
TOTAL NON-STORAGE		1,477,009	13,673	32,488	3,279	6,264	1,532,713		1,572,533	1.0280		

ANR PIPELINE COMPANY  
 USE OF GAS DETAIL - STORAGE  
 VOLUMES IN MSCF AT 14.73 PSIA  
 VAS - VOLUME ALLOCATION SYSTEM

AUGUST, 2011

PSID	LOCATION	FUEL 819	STATION OTHER 818	OPERA PL 817	MAINT PL T 833	GAS DEHY 821	WELLS 816	EXTRACT 824	FARMS 826	SWR 832	CNG 841	MCF VOLUME TOTAL	AREA	BTU VOLUME TOTAL	BTU FACTOR	CMS #
42200	W G WOOLFOLK 2720-819336	22,329	0	0	0	0	0	0	0	0	0	22,329	MI	22,794	1.0208	549576
42200	WOOLFOLK MASTER FUEL	0	917	0	0	0	0	0	0	0	0	917	MI	933	1.0174	540099
42210	LOREED 2721-819336	23,969	11	0	0	0	0	0	0	0	0	23,980	ST	24,476	1.0207	540021
42200	LINCOLN 2726-819336	48,164	0	0	0	0	0	0	0	0	0	48,164	MI	48,094	1.0193	549592
42310	SOUTH CHESTER 2731-819336	10,633	0	0	0	0	0	0	0	0	0	10,633	ST	10,634	1.0001	540051
42600	AUSTIN MI SF WELLS 818	0	0	0	0	0	2,646	0	0	0	0	2,646	ST	2,704	1.0219	530004
42600	AUSTIN MI SF FARMS 828	0	0	0	0	0	0	0	2	0	0	2	ST	2	1.0000	530006
42722	WINFIELD 2722-819336	0	0	0	0	0	0	0	0	0	0	0	ST	0	1.0000	549570
42723	GOODWELL 2723-819336	0	3	0	0	0	0	0	0	0	0	3	ST	3	1.0000	549650
42729	MUTTONVILLE 2729-819336	0	21	0	0	0	0	0	0	0	0	21	ST	21	1.0000	549598
42732	CHARLTON 2732-819336	11,892	1,133	0	0	0	0	0	0	0	0	13,025	ST	13,124	1.0070	549622
42761	WINFIELD MI SF DEHY 821	0	0	0	0	3	0	0	0	0	0	3	ST	3	1.0000	530147
42761	WINFIELD MI SF WELLS 816	0	0	0	0	0	1,721	0	0	0	0	1,721	ST	1,760	1.0227	530148
42761	WINFIELD MI SF FARMS 826	0	0	0	0	0	0	0	14	0	0	14	ST	14	1.0000	530149
42763	GOODWELL MI SF FARMS 826	0	0	0	0	0	0	0	32	0	0	32	ST	32	1.0000	530185
42763	GOODWELL MI SF WELLS 816	0	0	0	0	0	3,087	0	0	0	0	3,087	ST	3,148	1.0198	530187
42767	CHESTER MI 42767 AUX 818	0	113	0	0	0	0	0	0	0	0	113	ST	111	0.9823	530222
42767	CHESTER MI SF WELLS 848	0	0	0	0	0	2,742	0	0	0	0	2,742	ST	2,763	1.0077	530189
42768	CHARLTON MI SF WELLS 818	0	0	0	0	0	4,391	0	0	0	0	4,391	ST	4,421	1.0068	530023
42774	LINCOLN MI SF WELLS 818	0	0	0	0	0	4,395	0	0	0	0	4,395	MI	4,478	1.0189	530061
42778	FREEMAN MI SF WELLS 816	0	0	0	0	0	2,124	0	0	0	0	2,124	ST	2,134	1.0047	530046
42783	MUTTONVILLE MI SF WELLS 818	0	0	0	0	0	1,494	0	0	0	0	1,494	ST	1,519	1.0127	530105
42780	LOREED MI SF WELLS 816	0	0	0	0	0	16,282	0	0	0	0	16,282	ST	16,607	1.0200	530091
42786	LOREED MI SF FARMS 826	0	0	0	0	0	0	0	30	0	0	30	ST	30	1.0000	530092
42786	LOREED MI SF MNTNG 833	0	0	0	19	0	0	0	0	0	0	19	ST	19	1.0000	530090
42787	REED CITY MI SF FARMS 826	0	0	0	0	0	0	0	96	0	0	96	ST	97	1.0104	530127
42787	REED CITY MI SF WELLS 816	0	0	0	0	0	3,825	0	0	0	0	3,825	ST	3,893	1.0178	530126
42863	GOODWELL MI SF WELL 832	0	0	0	0	0	0	0	0	371	0	371	ST	379	1.0216	530053
42874	LINCOLN MI SF WELL WELL 832	0	0	0	0	0	0	0	0	37	0	37	MI	37	1.0000	530083
42886	LOREED MI SF WELL 832	0	0	0	0	0	0	0	0	945	0	945	ST	963	1.0190	530093
42887	REED CITY MI SF WELL 832	0	0	0	0	0	0	0	0	834	0	834	ST	849	1.0180	530128
42900	COLD SPRINGS 1 WELLS 816	0	0	0	0	0	2,658	0	0	0	0	2,658	ST	2,711	1.0199	530204
TOTAL STORAGE		116,987	2,198	0	19	3	45,365	0	174	2,187	0	166,933		169,747	1.0189	

ANR PIPELINE COMPANY  
 USE OF GAS DETAIL - NON STORAGE  
 VOLUMES IN MSCF AT 14.73 PSIA  
 VAS - VOLUME ALLOCATION SYSTEM

AUGUST, 2011

PSID	LOCATION	FUEL 854	OTHER 854	PL O 856	PL M 863	DEHY 859	MSCF TOTAL	AREA	BTU TOTAL	BTU FACTOR	CMS #	STATE
28200	EUGENE ISL BLK 188 2820-85433	0	5,039	0	188	0	5,228	EG	6,867	1.1228	549002	FEDERAL OFFSHORE LOUISIANA
28210	PATTERSON 2321-854336	81,424	95	0	161	0	81,680	EG	82,819	1.0185	549006	LOUISIANA
28230	EUNICE 2323-854336	36,978	148	0	0	0	37,126	EG	39,054	1.0519	549016	LOUISIANA
28300	JENA 2330-854336	0	4	0	0	0	4	EM	4	1.0000	549030	LOUISIANA
28400	DELHI 2340-854339	2	12	0	0	0	14	EM	14	1.0000	549046	LOUISIANA
28800	PATTERSON SECT LA OFF MNTNC 853	0	0	0	10	0	10	EG	10	1.0000	530114	FEDERAL OFFSHORE LOUISIANA
28800	ANR VERMILLION 387 FUEL	0	0	0	0	1,440	1,440	EG	1,741	1.2090	530192	FEDERAL OFFSHORE LOUISIANA
29230	GREENVILLE MASTER FUEL BLDG A B	2,289	94	0	0	0	2,383	EM	2,399	1.0067	540074	MISSISSIPPI
29280	SARDIS MASTER FUEL BLDG A B	81,729	342	0	0	0	82,071	EM	83,713	1.0200	540071	MISSISSIPPI
29290	BROWNSVILLE MASTER FUEL BLDG C1	82,856	0	0	0	0	82,856	EM	85,134	1.0275	540064	TENNESSEE
29320	COTTAGE GROVE MASTER FUEL BLDG	80,877	0	0	0	0	80,877	EM	83,883	1.0347	640006	TENNESSEE
29350	MADISONVILLE 3135-854336	96,778	662	0	0	0	97,440	EM	87,674	1.0050	549134	KENTUCKY
29400	CELESTINE 3141-854336	75,179	0	0	0	0	75,179	EM	75,582	1.0054	549152	INDIANA
29410	CELESTINE IN MNTNC 863	0	0	0	17,393	0	17,393	EM	17,452	1.0040	530020	INDIANA
29410	CELESTINE IN COMP AUX 854	0	360	0	0	0	360	EM	360	1.0000	530019	INDIANA
29440	SHELBYVILLE 3144-854336	78,610	734	0	0	0	79,344	EM	79,949	1.0051	549170	INDIANA
29480	SULPHUR SPRINGS 3145-854336	7,642	106	0	0	0	7,748	EM	7,679	1.0041	549190	INDIANA
29470	PORTLAND 3147-854336	66,126	3,061	0	0	0	69,207	EM	68,686	1.0008	549194	INDIANA
32400	E G HILL 2820-854336	47,205	0	0	0	0	47,205	WG	49,390	1.0403	540011	TEXAS
32400	EG HILL ENGINE 4	13,410	0	0	0	0	13,410	WG	13,402	0.9994	540098	TEXAS
32650	WEATHERFORD 2538-755336	13,084	8	0	0	0	13,092	WG	13,957	1.0668	540063	OKLAHOMA
32900	MOORELAND 2530-755336	37,848	150	0	0	0	37,998	WG	39,137	1.0355	548270	OKLAHOMA
32700	MEADE 2622-854336	29,116	26	0	0	0	29,142	WG	30,491	1.0463	548278	KANSAS
33300	GREENSBURG 2626-854336	42,613	40	0	116	0	42,769	WG	45,053	1.0534	549296	KANSAS
33350	STATION ALDEN 3425-854336	48,015	0	0	0	0	48,015	WM	49,860	1.0386	549314	KANSAS
33400	ENTERPRISE 3430-854336	48,154	0	0	0	0	48,154	WM	49,929	1.0389	549334	KANSAS
33450	HAVENSVILLE 3435-854336	48,315	208	0	0	0	48,523	WM	50,336	1.0374	549358	KANSAS
33500	MAITLAND 3440-854336	60,001	0	0	0	0	60,001	WM	62,246	1.0374	549364	MISSOURI
33550	LINEVILLE 3445-854336	54,824	55	0	0	0	54,879	WM	56,987	1.0384	549382	IOWA
33600	BIRMINGHAM 3450-854336	53,640	328	0	0	0	54,176	WM	56,033	1.0343	549402	IOWA
36200	NEW WINDSOR 3620-854336	47,876	18	0	0	0	47,894	WM	49,599	1.0356	549420	ILLINOIS
36210	SANDWICH 3621-854336	20,026	0	0	0	0	20,026	WM	20,770	1.0372	549438	ILLINOIS
36220	ST JOHN 3622-854336	91,267	448	0	0	0	91,713	MI	94,294	1.0281	548512	INDIANA
36230	BRIDGMAN 3623-854336	76,023	391	0	0	0	76,414	MI	78,085	1.0220	548528	MICHIGAN
36240	HAMILTON 3624-854336	102,954	37	0	0	0	102,991	MI	103,890	1.0087	549550	MICHIGAN
36250	JOLIET 3625-854336	0	0	0	0	0	0	MI	0	1.0000	549508	ILLINOIS
36300	LAGRANGE IN COMP AUX 854	0	18	0	0	0	18	MI	18	1.0000	530076	INDIANA
36310	DEFIANCE 3631-854336	77,838	2,126	0	0	0	79,964	EM	80,847	1.0123	549212	OHIO
36700	LAGRANGE 3630-854336	7,839	0	0	0	0	7,839	MI	7,901	1.0079	549544	INDIANA
38200	WOODSTOCK 3820-854336	6,897	174	68	0	0	7,139	WI	7,202	1.0088	549448	ILLINOIS
38203	GOODMAN MASTER FUEL	3	0	0	0	0	3	WI	3	1.0000	540102	WISCONSIN
38220	KEWASKUM 3822-854336	0	15	0	0	0	15	WI	15	1.0000	548498	WISCONSIN
38230	JANESVILLE 3823-854336	0	1	0	0	0	1	WI	1	1.0000	549472	WISCONSIN
38240	MARSHFIELD 3824-854336	35,677	0	0	0	0	35,677	WI	36,018	1.0096	549476	WISCONSIN
38280	WEYAUWEGA 3826-854336	111	28	0	0	0	140	WI	140	1.0000	549468	WISCONSIN
38270	MOUNTAIN 3827-854336	0	0	0	0	0	0	WI	0	1.0000	549462	WISCONSIN
38610	STEVENS POINT COMP 854	0	0	0	0	2	2	WI	2	1.0000	530140	WISCONSIN
38840	BONDUEL SECT WI AUX 854	0	0	0	0	1	1	WI	1	1.0000	530011	WISCONSIN

ANR PIPELINE COMPANY  
 USE OF GAS DETAIL - NON STORAGE  
 VOLUMES IN MSCF AT 14.73 PSIA  
 VAS - VOLUME ALLOCATION SYSTEM

AUGUST, 2011

PSID	LOCATION	FUEL 854	OTHER 854	P.L.O 856	P.M 863	DEHY 859	NCF TOTAL	AREA	DTH TOTAL	HU FACTOR	CMS #	STATE
	TOTAL NON-STORAGE	1,623,332	14,746	68	17,866	1,443	1,657,455		1,698,763	1.0249		

ANR PIPELINE COMPANY  
 USE OF GAS DETAIL - STORAGE  
 VOLUMES IN MSCF AT 14.73 PSIA  
 VAS - VOLUME ALLOCATION SYSTEM

SEPTEMBER, 2011

PSID	LOCATION	FUEL 819	STATION OTHER 818	OPERA PL 817	MAINT PL I 833	GAS DEHY 821	WELLS 816	EXTRACT 824	FARMS 826	SWR 832	CNG 841	MCF VOLUME TOTAL	AREA	DTR VOLUME TOTAL	BTU FACTOR	CMS #
42200	W G WOOLFOLK 2720-819336	49,007	0	0	0	0	0	0	0	0	0	49,007	MI	50,027	1 0208	549576
42200	WOOLFOLK MASTER FUFI	0	778	0	3	0	0	0	0	0	0	781	MI	796	1 0162	540099
42210	LOREED 2721-819336	27,643	84	0	0	0	0	0	0	0	0	27,727	ST	28,298	1 0206	540021
42260	LINCOLN 2726-819336	52,048	0	0	0	0	0	0	0	0	0	52,048	MI	53,128	1 0208	549592
42310	SOUTH CHESTER 2731-819336	17,948	0	0	0	0	0	0	0	0	0	17,948	ST	17,894	0 9971	540061
42600	AUSTIN MI SF WELLS 818	0	0	0	0	0	3,670	0	0	0	0	3,670	ST	3,743	1 0199	530004
42600	AUSTIN MI SF FARMS 826	0	0	0	0	0	0	0	3	0	0	3	ST	3	1 0000	530008
42722	WINFIELD 2722-819336	0	0	0	0	0	0	0	0	0	0	0	ST	0	1 0000	548670
42723	GOODWELL 2723-819336	0	1	0	0	0	0	0	0	0	0	0	ST	1	1 0000	549850
42729	MUTTONVILLE 2729-819336	0	2	0	0	0	0	0	0	0	0	2	ST	2	1 0000	549588
42732	CHARLTON 2732-819336	17 710	1,238	0	0	0	0	0	0	0	0	18,948	ST	19,097	1 0079	549622
42761	WINFIELD MI SF FARMS 826	0	0	0	0	0	0	0	42	0	0	42	ST	42	1 0000	530149
42761	WINFIELD MI SF DEHY 821	0	0	0	0	11	0	0	0	0	0	11	ST	11	1 0000	530147
42761	WINFIELD MI SF WELLS 816	0	0	0	0	0	1,812	0	0	0	0	1,812	ST	1,844	1 0177	530148
42763	GOODWELL MI SF WELLS 816	0	0	0	0	0	3,077	0	0	0	0	3,077	ST	3,138	1 0199	530187
42763	GOODWELL MI SF FARMS 826	0	0	0	0	0	0	0	135	0	0	135	ST	137	1 0148	530185
42767	CHESTER MI SF WELLS 818	0	0	0	0	0	2,889	0	0	0	0	2,889	ST	2,909	1 0068	530188
42767	CHESTER MI 42767 AUX 818	0	253	0	0	0	0	0	0	0	0	253	ST	262	0 9960	530222
42769	CHARLTON MI SF WELLS 816	0	0	0	0	0	4,677	0	0	0	0	4,677	ST	4,714	1 0079	530023
42774	LINCOLN MI SF WELLS 816	0	0	0	0	0	4,600	0	0	0	0	4,600	MI	4,692	1 0200	530081
42774	LINCOLN MI SF FARMS 826	0	0	0	0	0	0	0	3	0	0	3	MI	3	1 0000	530082
42778	FREEMAN MI SF WELLS 816	0	0	0	0	0	2,323	0	0	0	0	2,323	ST	2,332	1 0039	530046
42778	FREEMAN MI SF FARMS 826	0	0	0	0	0	0	0	71	0	0	71	ST	71	1 0000	530047
42783	MUTTONVILLE MI SF DEHY 821	0	0	0	0	3	0	0	0	0	0	3	ST	3	1 0000	530104
42783	MUTTONVILLE MI SF WELLS 816	0	0	0	0	0	1,489	0	0	0	0	1,489	ST	1,506	1 0114	530106
42786	LOREED MI SF WELLS 816	0	0	0	0	0	17,640	0	0	0	0	17,640	ST	17,982	1 0200	530091
42786	LOREED MI SF FARMS 826	0	0	0	0	0	0	0	86	0	0	86	ST	87	1 0118	530092
42787	REED CITY MI SF WELLS 818	0	0	0	0	0	3,914	0	0	0	0	3,914	ST	3,992	1 0199	530126
42787	REED CITY MI SF FARMS 826	0	0	0	0	0	0	0	296	0	0	296	ST	301	1 0169	530127
42900	COLD SPRINGS 1 WELLS 816	0	0	0	0	0	3,254	0	0	0	0	3,254	ST	3,289	1 0108	530204
<b>TOTAL STORAGE</b>		<b>164,354</b>	<b>2,356</b>	<b>0</b>	<b>3</b>	<b>14</b>	<b>49,345</b>	<b>0</b>	<b>636</b>	<b>0</b>	<b>0</b>	<b>216,708</b>		<b>220,304</b>	<b>1.0166</b>	



ANR PIPELINE COMPANY  
 USE OF GAS DETAIL - NON STORAGE  
 VOLUMES IN MSCF AT 14.73 PSIA  
 VAS - VOLUME ALLOCATION SYSTEM

SEPTEMBER, 2011

PSID	LOCATION	FUEL 854	OTHER 854	PL O 856	PL M 863	DEHY 859	NET TOTAL	AREA	BTU TOTAL	BTU FACTOR	CMS #	STATE
27340	OFFSHORE GR CHENIER MNTNC 863	0	0	0	20	0	20	EG	30	1.0345	530111	FEDERAL OFFSHORE LOUISIANA
28200	EUGENE ISL BLK 188 2320-85433	0	3,888	0	19	0	3,907	EG	4,495	1.1505	649002	FEDERAL OFFSHORE LOUISIANA
28210	PATTERSON 2321-854336	52,004	9	1	0	0	52,014	EG	52,829	1.0157	549006	LOUISIANA
28230	EUNICE 2323-854338	36,910	240	0	0	0	37,150	EG	38,734	1.0426	549018	LOUISIANA
28300	JENA 2330-854336	81	45	0	0	0	126	EM	126	1.0000	549030	LOUISIANA
28400	DELHI 2340-854336	7,468	0	0	0	0	7,468	EM	7,700	1.0283	549046	LOUISIANA
28800	PATTERSON SECT LA OFF MNTNC 863	0	0	0	1	0	1	EG	1	1.0000	530114	FEDERAL OFFSHORE LOUISIANA
28800	PATTERSON SECT LA OFF OPERATION	0	0	118	0	0	118	EG	135	1.1441	530115	FEDERAL OFFSHORE LOUISIANA
28800	ANR VERMILLION 397 FUEL	0	0	0	0	182	182	EG	219	1.2033	630182	FEDERAL OFFSHORE LOUISIANA
29230	GREENVILLE MASTER FUEL BLDG A B	26,335	353	0	0	0	26,688	EM	26,843	1.0058	540074	MISSISSIPPI
29260	SARDIS MASTER FUEL BLDG A B	81,079	270	0	0	0	81,349	EM	82,863	1.0198	540071	MISSISSIPPI
29290	BROWNSVILLE MASTER FUEL BLDG C1	124,733	0	0	3,191	0	127,924	EM	131,593	1.0287	540064	TENNESSEE
29320	COTTAGE GROVE MASTER FUEL BLDG	88,946	0	0	0	0	88,946	EM	89,475	1.0291	540068	TENNESSEE
29350	MADISONVILLE 3135-854336	96,797	0	0	0	0	96,797	EM	97,277	1.0050	549134	KENTUCKY
29400	CELESTINE 3141-854336	79,906	0	0	0	0	79,906	EM	82,216	1.0289	549152	INDIANA
29410	CELESTINE IN COMP AUX 854	0	109	0	0	0	109	EM	109	1.0000	530019	INDIANA
29440	SHELBYVILLE 3144-854336	97,223	1,011	0	0	0	98,234	EM	98,717	1.0048	549170	INDIANA
29480	SULPHUR SPRINGS 3145-854338	8,258	10	0	0	0	8,268	EM	8,326	1.0073	549180	INDIANA
29470	PORTLAND 3147-854336	89,825	599	0	0	0	90,424	EM	91,115	1.0076	549184	INDIANA
32400	E G HILL 2820-854338	46,561	0	0	0	0	46,561	WG	48,446	1.0405	540011	TEXAS
32400	EG HILL ENGINE 4	14,709	0	0	0	0	14,709	WG	14,466	0.9835	540008	TEXAS
32550	WEATHERFORD 2538-755336	12,360	150	0	0	0	12,510	WG	13,267	1.0605	540063	OKLAHOMA
32560	TRANSOK 2539-755336	3,028	0	0	0	0	3,028	WG	3,126	1.0324	540061	OKLAHOMA
32600	MOORELAND 2530-755336	34,575	22	0	0	0	34,597	WG	35,928	1.0385	549270	OKLAHOMA
32700	MEADE 2622-854336	31,077	0	0	0	0	31,077	WG	32,396	1.0424	549278	KANSAS
33300	GREENSBURG 2626-854336	43,536	0	0	14	0	43,550	WG	45,585	1.0467	549296	KANSAS
33350	STATION ALDEN 3425-854336	39,210	0	0	0	0	39,210	WM	40,721	1.0385	549314	KANSAS
33400	ENTERPRISE 3430-854336	46,157	0	0	0	0	46,157	WM	47,895	1.0377	549334	KANSAS
33450	HAVENSVILLE 3435-854336	41,783	20	0	0	0	41,783	WM	43,389	1.0380	549358	KANSAS
33500	MAITLAND 3440-854336	62,905	28	0	0	0	62,933	WM	64,379	1.0378	549384	MISSOURI
33550	LINEVILLE 3445-854336	51,577	253	0	0	0	51,830	WM	53,576	1.0337	549382	IOWA
33600	BIRMINGHAM 3450-854336	55,752	208	0	0	0	55,961	WM	57,931	1.0352	549402	IOWA
30200	NEW WINDSOR 3620-854336	45,647	31	0	0	0	45,678	WM	47,239	1.0342	549420	ILLINOIS
36210	SANDWICH 3621-854336	17,269	0	0	0	0	17,269	WM	17,829	1.0382	549438	ILLINOIS
36220	ST JOHN 3622-854336	85,807	0	0	0	0	85,807	MI	89,017	1.0374	549512	INDIANA
36230	BRIDGMAN 3623-854336	59,761	1,300	0	0	0	61,061	MI	62,851	1.0295	549528	MICHIGAN
36240	HAMILTON 3624-854336	109,122	130	0	0	0	109,252	MI	109,972	1.0056	549550	MICHIGAN
36250	JOLIET 3626-854336	0	0	0	0	0	0	MI	0	1.0000	549558	ILLINOIS
38300	LAGRANGE IN COMP AUX 854	0	118	0	0	0	118	MI	118	1.0000	530076	INDIANA
38310	DEFIANCE 3831-854338	112,955	1,013	0	0	0	113,968	EM	117,264	1.0289	549212	OHIO
38700	LAGRANGE 3830-854336	0	0	0	0	0	0	MI	0	1.0000	549544	INDIANA
38200	WOODSTOCK 3820-854336	2,703	243	0	0	0	2,956	WI	2,961	1.0068	549448	ILLINOIS
38203	GOODMAN MASTER FUEL	50	0	0	0	0	50	WI	50	1.0000	540102	WISCONSIN
38203	GOODMAN DOMESTIC	0	1	0	0	0	1	WI	1	1.0000	540103	WISCONSIN
38220	KEWASKUM 3822-854336	11	24	0	0	0	35	WI	35	1.0000	549496	WISCONSIN
38230	JANESVILLE 3823-854336	359	8	0	0	0	367	WI	370	1.0082	549472	WISCONSIN
38240	MARSHFIELD 3824-854336	22,202	137	0	0	0	22,339	WI	22,519	1.0081	549476	WISCONSIN
38260	WEYAUWEGA 3828-854338	0	4	0	0	0	4	WI	4	1.0000	549488	WISCONSIN

ANR PIPELINE COMPANY  
 USE OF GAS DETAIL - NON STORAGE  
 VOLUMES IN MSCF AT 14.73 PSIA  
 VAS - VOLUME ALLOCATION SYSTEM

SEPTEMBER, 2011

PSID	LOCATION	FUEL 854	OTHER 854	PL O 856	PL M 863	DEHY 859	MCF TOTAL	AREA	BTU TOTAL	BTU FACTOR	UBIN #	STATE
38270	MOUNTAIN 3827-854338	0	0	0	0	0	0	WI	0	1.0000	549492	WISCONSIN
38610	STEVENS POINT COMP 854	0	0	0	0	6	6	WI	6	1.0000	530140	WISCONSIN
38640	BONDUEL SECT WI MNTNC 853	0	0	0	7	0	7	WI	7	1.0000	530012	WISCONSIN
TOTAL NON-STORAGE		1,725,779	40,225	129	3,261	188	1,739,581		1,784,361	1.0257		

ANR PIPELINE COMPANY  
 USE OF GAS DETAIL - STORAGE  
 VOLUMES IN MSCF AT 14.73 PSIA  
 VAS - VOLUME ALLOCATION SYSTEM

OCTOBER, 2011

PSID	LOCATION	FUEL 819	STATION OTHER 818	OPERA PL 817	MAIN PL 1 833	GAS DEHY 821	WELLS 816	EXTRACT 824	FARMS 826	SWR 832	CNG 841	MEF VOLUME TOTAL	AREA	DTI VOLUME TOTAL	DTI FACTOR	GIS #
42200	W/G WOOLFOLK 2720-819336	37,435	0	0	0	0	0	0	0	0	0	37,435	MI	38,210	1.0287	549576
42200	WOOLFOLK MASTER FUEL	0	1,199	0	235	0	0	0	0	0	0	1,434	MI	1,480	1.0181	540088
42210	LOREED 2721-818336	18,866	14	0	19	0	0	0	0	0	0	18,898	ST	18,271	1.0197	540021
42280	LINCOLN 2726-819336	22,808	0	0	0	0	0	0	0	0	0	22,808	MI	23,273	1.0204	549592
42310	SOUTH CHESTER 2731-819336	33,240	0	0	0	0	0	0	0	0	0	33,240	ST	33,134	0.9968	540051
42600	AUSTIN MI SF WELLS 818	0	0	0	0	0	4,377	0	0	0	0	4,377	ST	4,473	1.0218	530004
42600	AUSTIN MI SF FARMS 826	0	0	0	0	0	0	14	0	0	0	14	ST	14	1.0000	530006
42722	WINFIELD 2722-819336	0	565	0	0	0	0	0	0	0	0	565	ST	570	1.0195	549570
42723	GOODWELL 2723-819336	0	6	0	0	0	0	0	0	0	0	6	ST	6	1.0000	549550
42729	MUTTONVILLE 2729-819336	0	87	0	0	0	0	0	0	0	0	87	ST	88	1.0115	549588
42732	CHARLTON 2732-819336	19,516	747	0	0	0	0	0	0	0	0	20,263	ST	20,426	1.0080	549622
42761	WINFIELD MI SF DEHY 821	0	0	0	0	1	0	0	0	0	0	1	ST	1	1.0000	530147
42761	WINFIELD MI SF WELLS 816	0	0	0	0	0	1,783	0	0	0	0	1,783	ST	1,788	1.0199	530148
42761	WINFIELD MI SF FARMS 826	0	0	0	0	0	0	71	0	0	0	71	ST	72	1.0141	530149
42761	WINFIELD MI SF MNTNC 833	0	0	0	45	0	0	0	0	0	0	45	ST	45	1.0000	530195
42763	GOODWELL MI SF WELLS 816	0	0	0	0	0	3,200	0	0	0	0	3,200	ST	3,273	1.0228	530187
42763	GOODWELL MI SF FARMS 826	0	0	0	0	0	0	194	0	0	0	194	ST	188	1.0217	530185
42767	CHESTER, MI SF WELLS 846	0	0	0	0	0	3,194	0	0	0	0	3,194	ST	3,216	1.0069	530188
42767	CHESTER MI 42767 AUX 818	0	101	0	0	0	0	0	0	0	0	101	ST	97	0.9604	530222
42768	CHARLTON MI SF WELLS 816	0	0	0	0	0	5,033	0	0	0	0	5,033	ST	5,073	1.0079	530023
42774	LINCOLN MI SF WELLS 816	0	0	0	0	0	4,868	0	0	0	0	4,868	MI	4,898	1.0290	530081
42778	FREEMAN MI SF WELLS 816	0	0	0	0	0	2,235	0	0	0	0	2,235	ST	2,243	1.0036	530048
42783	MUTTONVILLE MI SF WELLS 816	0	0	0	0	0	1,487	0	0	0	0	1,487	ST	1,504	1.0114	530105
42786	LOREED MI SF MNTNC 833	0	0	0	4	0	0	0	0	0	0	4	ST	4	1.0000	530090
42786	LOREED MI SF WELLS 816	0	0	0	0	0	17,851	0	0	0	0	17,851	ST	18,208	1.0200	530091
42786	LOREED MI SF FARMS 826	0	0	0	0	0	0	138	0	0	0	138	ST	140	1.0145	530082
42787	REED CITY MI SF WELLS 816	0	0	0	0	0	3,927	0	0	0	0	3,927	ST	4,013	1.0219	530126
42787	REED CITY, MI SF FARMS 826	0	0	0	0	0	0	0	535	0	0	535	ST	546	1.0208	530127
42880	AUSTIN MI SF WELL 832	0	0	0	0	0	0	0	0	5,617	0	5,617	ST	5,740	1.0219	530186
42867	CHESTER MI SF WELLS 816	0	0	0	0	0	0	0	0	28	0	28	ST	28	1.0000	530198
42868	CHARLTON, MI SF SWR 832	0	0	0	0	0	0	0	0	88	0	88	ST	88	1.0000	530189
42900	COLD SPRINGS 1 WELLS 816	0	0	0	0	0	3,782	0	0	0	0	3,782	ST	3,880	1.0259	530204
<b>TOTAL STORAGE</b>		<b>131,865</b>	<b>2,719</b>	<b>0</b>	<b>303</b>	<b>1</b>	<b>51,455</b>	<b>0</b>	<b>942</b>	<b>5,731</b>	<b>0</b>	<b>193,016</b>		<b>195,754</b>	<b>1.0143</b>	

ANR PIPELINE COMPANY  
 USE OF GAS DETAIL - NON STORAGE  
 VOLUMES IN MSCF AT 14.73 PSIA  
 VAS - VOLUME ALLOCATION SYSTEM

OCTOBER, 2011

PSID	LOCATION	HTL 854	OTHER 854	PLD 856	PLM 861	DEHY 859	MCF TOTAL	AREA	DTI TOTAL	DTU FACTOR	EMS #	STATE
28200	EUGENE ISL BLK 188 2320-85433	0	4,567	0	0	0	4,567	EG	5,009	1.0968	549002	FEDERAL OFFSHORE LOUISIANA
28210	PATTERSON 2321-854336	44,287	0	0	11	0	44,298	EG	45,034	1.0188	549008	LOUISIANA
28230	EUNICE 2323-854336	34,014	131	0	0	0	34,145	EG	35,700	1.0455	549018	LOUISIANA
28300	JENA 2330-854338	35	190	0	0	0	225	EM	225	1.0000	549030	LOUISIANA
28400	DELHI 2340-854336	9,890	0	0	0	0	9,890	EM	10,171	1.0284	549048	LOUISIANA
28700	PATTERSON SECT LA ON MNTNC 863	0	0	0	0	0	0	EG	535	1.0000	530116	LOUISIANA
28800	PATTERSON SECT LA OFF MNTNC 863	0	0	0	3	0	3	EG	3	1.0000	530114	FEDERAL OFFSHORE LOUISIANA
28800	PATTERSON SECT LA OFF OPERATION	0	0	119	0	8	119	EG	130	1.0824	530115	FEDERAL OFFSHORE LOUISIANA
28800	ANR VERMILLION 367 FUEL	0	0	0	0	134	134	EG	162	1.2090	530192	FEDERAL OFFSHORE LOUISIANA
29230	GREENVILLE MASTER FUEL BLDG A B	38,399	3,946	0	0	0	42,345	EM	42,575	1.0054	540074	MISSISSIPPI
29260	SARDIS MASTER FUEL BLDG A B	77,865	5	0	0	0	77,890	EM	79,438	1.0199	540071	MISSISSIPPI
29290	BROWNSVILLE MASTER FUEL BLDG C1	138,034	0	0	0	0	138,034	EM	140,025	1.0293	540054	TENNESSEE
29320	COTTAGE GROVE MASTER FUEL BLDG	107,732	0	0	53	0	107,785	EM	110,945	1.0293	540066	TENNESSEE
29350	MADISONVILLE 3135-854336	0	0	0	17	0	17	EM	17	1.0000	549134	LOUISIANA
29350	MADISONVILLE 3135-854338	99,514	818	0	0	0	99,332	EM	99,851	1.0053	549134	KENTUCKY
29400	CELESTINE 3141-854336	97,014	0	0	0	0	97,014	EM	99,830	1.0290	549152	INDIANA
29410	CELESTINE IN COMP AUX 854	0	1,076	0	0	0	1,076	EM	1,079	1.0028	630019	INDIANA
29440	SHELBYVILLE 3144-854338	114,820	2,119	0	0	0	116,939	EM	117,504	1.0048	549170	INDIANA
29460	SULPHUR SPRINGS 3145-854336	9,725	23	0	0	0	9,748	EM	9,810	1.0064	549190	INDIANA
29470	PORTLAND 3147-854336	95,328	1,750	0	0	0	97,078	EM	97,985	1.0093	549194	INDIANA
32400	E G HILL 2620-854336	62,042	0	0	0	0	62,042	WG	64,213	1.0350	540011	TEXAS
32400	EG HILL ENGINE 4	15,415	0	0	0	0	15,415	WG	15,066	0.9774	540098	TEXAS
32550	WEATHERFORD 2539-755338	20,723	102	0	0	0	20,825	WG	21,895	1.0514	540063	OKLAHOMA
32560	TRANSOK 2539-755336	3,197	10	0	0	0	3,207	WG	3,310	1.0321	540061	OKLAHOMA
32600	MOORELAND 2530-755336	37,914	306	0	0	0	38,220	WG	39,085	1.0227	549270	OKLAHOMA
32700	MEADE 2622-854336	39,878	0	0	0	0	39,878	WG	41,239	1.0341	549278	KANSAS
33300	GREENSBURG 2628-854336	52,721	0	0	0	0	52,721	WG	54,664	1.0369	549296	KANSAS
33350	STATION ALDEN 3425-854338	48,718	0	0	0	0	48,718	WM	50,593	1.0385	549314	KANSAS
33400	ENTERPRISE 3430-854336	50,593	0	0	0	0	50,593	WM	52,183	1.0314	549334	KANSAS
33450	HAVENSVILLE 3435-854338	51,469	49	0	0	0	51,546	WM	53,189	1.0318	549358	KANSAS
33500	MAITLAND 3440-854336	58,775	0	0	0	0	58,775	WM	60,639	1.0317	549364	MISSOURI
33550	LINEVILLE 3445-854336	62,189	258	0	0	0	62,425	WM	64,351	1.0309	549382	IOWA
33800	BIRMINGHAM 3450-854336	62,808	208	0	19	0	63,031	WM	64,892	1.0295	549402	IOWA
36200	NEW WINDSOR 3620-854338	54,740	82	0	0	0	54,822	WM	56,560	1.0317	549420	ILLINOIS
36210	SANDWICH 3621-854338	32,510	0	0	0	0	32,510	WM	33,568	1.0331	549438	ILLINOIS
36220	ST JOHN 3622-854336	50,420	484	203	0	0	51,107	MI	52,751	1.0324	549512	INDIANA
36230	BRIDGMAN 3623-854336	58,724	1,441	0	0	0	60,165	MI	61,621	1.0282	549528	MICHIGAN
36240	HAMILTON 3624-854336	88,410	944	10	0	0	89,364	MI	90,064	1.0081	549550	MICHIGAN
36250	JOLIET 3626-854336	0	0	0	0	0	0	MI	0	1.0000	549508	ILLINOIS
36300	LAGRANGE IN COMP AUX 854	0	887	0	0	0	887	MI	894	1.0079	530076	INDIANA
36310	DEFIANCE 3631-854336	125,288	2,935	0	0	0	127,323	EM	130,993	1.0288	549212	OHIO
36700	LAGRANGE 3630-854336	0	0	0	0	0	0	MI	0	1.0000	549544	INDIANA
38200	WOODSTOCK 3820-854336	540	329	7	0	0	876	WI	883	1.0080	549448	ILLINOIS
38203	GOODMAN MASTER FUEL	5	0	0	0	0	5	WI	5	1.0000	540102	WISCONSIN
38203	GOODMAN DOMESTIC	0	34	0	0	0	34	WI	34	1.0000	540103	WISCONSIN
38220	KEWASKUM 3822-854336	813	13,875	0	0	0	14,688	WI	14,910	1.0151	549496	WISCONSIN
38240	MARSHFIELD 3824-854336	19,480	583	0	4	0	20,067	WI	20,225	1.0079	549476	WISCONSIN
38260	WEYAUWEGA 3826-854336	9	125	0	0	0	134	WI	135	1.0075	549488	WISCONSIN

ANR PIPELINE COMPANY  
 USE OF GAS DETAIL - NON STORAGE  
 VOLUMES IN MSCF AT 14.73 PSIA  
 VAS - VOLUME ALLOCATION SYSTEM

OCTOBER, 2011

PSID	LOCATION	FUEL 854	OTHER 854	PL G 856	PL M 863	REHY 889	MCF TOTAL	AREA	DTL TOTAL	DFD FACTOR	CMS #	STATE
38270	MOUNTAIN 3827-854336	0	106	0	0	0	106	WI	106	1.0000	549492	WISCONSIN
38600	EGEN SECT WI AUX 854	0	0	0	0	5	5	WI	5	1.0000	530035	WISCONSIN
38810	STEVENS POINT COMP 854	0	0	0	0	36	36	WI	36	1.0000	530140	WISCONSIN
38840	BONDUEL SECT WI AUX 854	0	0	0	0	26	26	WI	26	1.0000	530011	WISCONSIN
TOTAL NON-STORAGE		1,861,064	36,479	339	107	201	1,888,190		1,944,623	1.0244		

ANR PIPELINE COMPANY  
 USE OF GAS DETAIL - STORAGE  
 VOLUMES IN MSCF AT 14.73 PSIA  
 VAS - VOLUME ALLOCATION SYSTEM

NOVEMBER, 2011

PSID	LOCATION	FUEL 819	STATION OTHER 818	OPERA PL 817	MAINT PL I 833	GAS DEHY 821	WELLS 816	EXTRACT 824	FARMS 826	SWR 832	ENG 841	SCF VOLUME TOTAL	AREA	DTM VOLUME TOTAL	BTU FACTOR	CMS #
42200	W G WOOLFOLK 2720-819336	89,615	0	0	0	0	0	0	0	0	0	89,615	MI	91,775	1.0241	549576
42200	WOOLFOLK MASTER FUEL	0	1,829	0	0	0	0	0	0	0	0	1,829	MI	1,889	1.0219	540009
42210	LOREED 2721-819336	2,649	16	0	0	0	0	0	0	0	0	2,665	ST	2,725	1.0225	540021
42260	LINCOLN 2726-819336	53,532	0	0	0	0	0	0	0	0	0	53,532	MI	54,702	1.0219	549592
42310	SOUTH CHESTER 2731-819336	0	0	0	0	0	0	0	0	0	0	0	ST	0	1.0000	540051
42800	AUSTIN MI SF WELLS 816	0	0	0	0	0	4,269	0	0	0	0	4,269	ST	4,328	1.0138	530004
42800	AUSTIN MI SF FARMS 826	0	0	0	0	0	0	30	0	0	0	30	ST	30	1.0000	530006
42722	WINFIELD 2722-819336	4,283	453	0	0	0	0	0	0	0	0	4,746	ST	4,810	1.0135	549570
42723	GOODWELL 2723-819336	0	65	0	0	0	0	0	0	0	0	65	ST	66	1.0154	549550
42729	MUTTONVILLE 2729-819336	0	927	0	0	0	0	0	0	0	0	927	ST	939	1.0129	549588
42732	CHARLTON 2732-819336	193	1,004	0	0	0	0	0	0	0	0	1,197	ST	1,207	1.0084	549622
42761	WINFIELD MI SF DEHY 821	0	0	0	0	67	0	0	0	0	0	67	ST	67	1.0000	530147
42761	WINFIELD MI SF WELLS 816	0	0	0	0	0	1,548	0	0	0	0	1,548	ST	1,565	1.0110	530146
42761	WINFIELD MI SF FARMS 826	0	0	0	0	0	0	0	184	0	0	184	ST	188	1.0109	530149
42763	GOODWELL MI SF FARMS 826	0	0	0	0	0	0	482	0	0	0	482	ST	491	1.0187	530185
42763	GOODWELL MI SF WELLS 816	0	0	0	0	0	2,857	0	0	0	0	2,857	ST	2,914	1.0200	530187
42767	CHESTER MI 42767 AUX 818	0	259	0	0	0	0	0	0	0	0	259	ST	254	0.9867	530222
42767	CHESTER, MI SF WELLS 816	0	0	0	0	0	3,163	0	0	0	0	3,163	ST	3,229	1.0209	530198
42768	CHARLTON MI SF WELLS 816	0	0	0	0	0	5,044	0	0	0	0	5,044	ST	5,084	1.0079	530023
42774	LINCOLN MI SF FARMS 826	0	0	0	0	0	0	0	11	0	0	11	MI	11	1.0000	530082
42774	LINCOLN MI SF WELLS 816	0	0	0	0	0	4,406	0	0	0	0	4,406	MI	4,502	1.0216	530061
42778	FREEMAN MI SF WELLS 816	0	0	0	0	0	2,213	0	0	0	0	2,213	ST	2,226	1.0059	530046
42778	FREEMAN MI SF FARMS 826	0	0	0	0	0	0	0	174	0	0	174	ST	175	1.0057	530047
42783	MUTTONVILLE MI SF DEHY 821	0	0	0	0	380	0	0	0	0	0	380	ST	384	1.0105	530104
42783	MUTTONVILLE MI SF WELLS 816	0	0	0	0	0	1,448	0	0	0	0	1,448	ST	1,465	1.0124	530105
42786	LOREED MI SF FARMS 826	0	0	0	0	0	0	0	178	0	0	178	ST	182	1.0225	530092
42786	LOREED MI SF WELLS 816	0	0	0	0	0	17,586	0	0	0	0	17,586	ST	18,008	1.0240	530091
42787	REED CITY, MI SF FARMS 826	0	0	0	0	0	0	0	640	0	0	640	ST	656	1.0250	530127
42787	REED CITY MI SF DEHY 821	0	0	0	0	59	0	0	0	0	0	59	ST	60	1.0169	530125
42787	REED CITY MI SF WELLS 816	0	0	0	0	0	3,774	0	0	0	0	3,774	ST	3,822	1.0260	530126
42860	AUSTIN MI SF WELL 832	0	0	0	0	0	0	0	0	0	0	0	ST	0	1.0000	530186
42861	WINFIELD MI SF WELL 832	0	0	0	0	0	0	0	0	269	0	269	ST	271	1.0074	530150
42867	CHESTER MI SF WELLS 816	0	0	0	0	0	0	0	0	0	0	0	ST	0	1.0000	530198
42868	CHARLTON, MI SF SWR 832	0	0	0	0	0	0	0	0	0	0	0	ST	0	1.0000	530189
42863	MUTTONVILLE MI SF WELLS 816	0	0	0	0	0	0	0	0	17	0	17	ST	17	1.0000	530108
42900	COLD SPRINGS 1 WELLS 819	0	0	0	0	0	4,120	0	0	0	0	4,120	ST	4,247	1.0308	530204
42900	COLD SPRINGS 1 WELL 832	0	0	0	0	0	0	0	0	25	0	25	ST	25	1.0000	530200
<b>TOTAL STORAGE</b>		<b>160,282</b>	<b>4,553</b>	<b>0</b>	<b>0</b>	<b>506</b>	<b>60,428</b>	<b>0</b>	<b>1,599</b>	<b>311</b>	<b>0</b>	<b>207,779</b>		<b>212,343</b>	<b>1.0220</b>	

ANR PIPELINE COMPANY  
 USE OF GAS DETAIL - NON STORAGE  
 VOLUMES IN MSCF AT 14.73 PSIA  
 VAS - VOLUME ALLOCATION SYSTEM

NOVEMBER, 2011

PSID	LOCATION	FUEL 854	OTHER 854	PL O 856	PL M 863	DEHY 859	MCF TOTAL	AREA	DTH TOTAL	BTU FACTOR	CMS #	STATE
27350	GR CHENIER ANR LATERAL MNTNC 86	0	0	0	12	0	12	EG	12	1.0000	530057	LOUISIANA
28200	EUGENE 1SL BLK 188 2320-85433	0	4,306	0	0	0	4,405	EG	4,879	1.1078	549002	FEDERAL OFFSHORE LOUISIANA
28210	PATTERSON 2321-854336	46,477	0	0	0	0	46,477	EG	49,145	1.0138	549006	LOUISIANA
28230	EUNICE 2323-854336	30,712	617	0	43	0	31,372	EG	32,512	1.0363	549018	LOUISIANA
28300	JENA 2330-854336	122	0	0	0	0	122	EM	122	1.0000	549030	LOUISIANA
28400	DELHI 2340-854336	10,614	47	0	0	0	10,661	EM	10,850	1.0280	549048	LOUISIANA
28800	PATTERSON SECT LA OFF MNTNC 863	0	0	0	3	0	3	EG	3	1.0000	530114	FEDERAL OFFSHORE LOUISIANA
28800	PATTERSON SECT LA OFF OPERATION	0	0	118	0	0	116	EG	130	1.1017	530115	FEDERAL OFFSHORE LOUISIANA
28600	ANR VERMILLION 397 FUEL	0	0	0	0	922	922	EG	1,111	1.2050	530192	FEDERAL OFFSHORE LOUISIANA
28800	ANR VERMILLION 397 FUEL	0	0	0	12	0	12	EG	12	1.0000	530192	FEDERAL OFFSHORE LOUISIANA
28800	JENA SECT LA TRANS OPERATIONS 85	0	0	48	0	0	48	EM	48	1.0000	530159	LOUISIANA
29230	GREENVILLE MASTER FUEL BLDG A B	39,552	8,894	0	0	0	48,446	EM	49,701	1.0053	540074	MISSISSIPPI
29260	SARVIS MASTER FUEL BLDG A B	78,101	0	0	0	0	78,101	EM	79,655	1.0199	540071	MISSISSIPPI
29280	BROWNSVILLE MASTER FUEL BLDG C1	135,630	0	0	0	0	135,630	EM	139,610	1.0280	540064	TENNESSEE
29320	COTTAGE GROVE MASTER FUEL BLDG	111,900	0	0	0	0	111,900	EM	115,177	1.0293	540066	TENNESSEE
29350	MADISONVILLE 3135-854336	102,928	0	0	0	0	102,928	EM	103,528	1.0058	540134	KENTUCKY
29400	CELESTINE 3141-854336	100,945	0	0	0	0	100,945	EM	103,861	1.0299	548152	INDIANA
29410	CELESTINE IN COMP AUX 854	0	1,284	0	0	0	1,284	EM	1,291	1.0055	530019	INDIANA
29440	SHELBYVILLE 3144-854336	111,831	2,017	0	0	0	113,848	EM	114,548	1.0081	540170	INDIANA
29450	SULPHUR SPRINGS 3145-854336	8,663	78	0	0	0	8,739	EM	8,799	1.0089	549190	INDIANA
29470	PORTLAND 3147-854336	103,448	1,438	0	0	0	104,884	EM	105,899	1.0078	549194	INDIANA
32400	E G HILL 2620-854336	62,566	0	0	0	0	62,566	WG	64,499	1.0309	540011	TEXAS
32400	EG HILL ENGINE 4	14,952	0	0	0	0	14,952	WG	14,849	0.9797	540098	TEXAS
32550	WEATHERFORD 2638-755336	21,751	150	0	0	0	21,901	WG	22,839	1.0474	540003	OKLAHOMA
32560	TRANSOK 2539-755336	2,522	0	0	0	0	2,522	WG	2,708	1.0320	540061	OKLAHOMA
32600	MOORELAND 2539-755336	36,010	419	0	0	0	36,729	WG	38,594	1.0223	549270	OKLAHOMA
32700	MEADE 2622-854336	42,506	293	0	0	0	42,799	WG	43,983	1.0279	549278	KANSAS
33300	GREENSBURG 2626-854336	47,802	0	0	0	0	47,802	WG	49,632	1.0381	549206	KANSAS
33310	BUTTERMILK 2627-854336	1,071	0	0	0	0	1,071	WG	1,114	1.0401	549274	KANSAS
33350	STATION ALDEN 3425-854336	51,271	0	685	14,925	0	66,861	WM	69,238	1.0356	549314	KANSAS
33400	ENTERPRISE 3430-854336	70,860	0	0	0	0	70,860	WM	72,901	1.0288	549334	KANSAS
33450	HAVENSVILLE 3435-854336	58,456	827	0	0	0	59,283	WM	60,870	1.0285	549358	KANSAS
33500	MAITLAND 3440-854336	67,503	0	0	0	0	67,503	WM	69,422	1.0284	549394	MISSOURI
33550	LINEVILLE 3445-854336	58,450	312	0	0	0	58,762	WM	59,367	1.0281	549382	IOWA
33600	BIRMINGHAM 3450-854336	62,633	540	0	3	0	63,176	WM	64,972	1.0284	549402	IOWA
36200	NEW WINDSOR 3820-854336	55,386	330	0	0	0	55,716	WM	57,345	1.0292	549420	ILLINOIS
36210	SANDWICH 3621-854336	35,956	0	0	0	0	35,956	WM	36,926	1.0287	549438	ILLINOIS
36220	ST JOHN 3622-854336	36,214	742	426	0	0	39,362	MI	40,231	1.0216	549512	INDIANA
36230	BRIDGMAN 3623-854336	58,379	2,510	0	0	0	58,889	MI	59,325	1.0074	549526	MICHIGAN
36240	HAMILTON 3624-854336	88,548	2,593	0	1,320	0	90,461	MI	91,386	1.0069	549550	MICHIGAN
36250	JOLIET 3626-854336	8,874	0	0	0	0	8,874	MI	9,084	1.0237	549508	ILLINOIS
36300	LAGRANGE IN COMP AUX 854	0	1,702	0	0	0	1,702	MI	1,713	1.0065	530078	INDIANA
36310	DEFIANCE 3631-854336	123,545	1,287	0	0	0	124,832	EM	129,348	1.0121	549212	OHIO
36700	LAGRANGE 3630-854336	0	0	0	0	0	0	MI	0	1.0000	549544	INDIANA
38200	WOODSTOCK 3820-854336	46,668	2,955	120	0	0	49,743	WI	50,872	1.0227	549446	ILLINOIS
38203	GOODMAN MASTER FUEL	35	5	0	0	0	39	WI	39	1.0289	540102	WISCONSIN
38203	GOODMAN DOMESTIC	0	172	0	0	0	172	WI	172	1.0000	546103	WISCONSIN
38220	KEWASKUM 3622-854336	23,006	134	0	0	0	23,140	WI	23,773	1.0274	549496	WISCONSIN

ANR PIPELINE COMPANY  
 USE OF GAS DETAIL - NON STORAGE  
 VOLUMES IN MSCF AT 14.73 PSIA  
 VAS - VOLUME ALLOCATION SYSTEM

NOVEMBER, 2011

PSID	LOCATION	FUEL 854	OTHER 854	PL O 856	PL M 863	DEHY 859	MCF TOTAL	AREA	DTI TOTAL	BTU FACTOR	CMS #	STATE
38230	JANESVILLE 3823-854336	736	240	0	0	0	976	WI	1,012	1 0369	549472	WISCONSIN
38240	MARSHFIELD 3824-854336	5,411	817	0	0	0	6,228	WI	8,333	1 0169	549476	WISCONSIN
38260	WEYAUWEGA 3828-854336	7,972	2,327	0	0	0	10,299	WI	10,502	1 0197	549488	WISCONSIN
38270	MOUNTAIN 3827-854336	114	654	0	0	0	768	WI	774	1 0078	549492	WISCONSIN
38610	STEVENS POINT COMP 854	0	0	0	0	105	105	WI	107	1 0190	530140	WISCONSIN
38640	BONDUEL SECT WI AUX 854	0	0	0	0	77	77	WI	77	1 0000	530011	WISCONSIN
<b>TOTAL NON-STORAGE</b>		<b>1,970,628</b>	<b>37,776</b>	<b>1,377</b>	<b>16,327</b>	<b>1,104</b>	<b>2,027,212</b>		<b>2,070,606</b>	<b>1.0214</b>		



ANR PIPELINE COMPANY  
 USE OF GAS DETAIL - STORAGE  
 VOLUMES IN MSCF AT 14.73 PSIA  
 VAS - VOLUME ALLOCATION SYSTEM

DECEMBER, 2011

PSID	LOCATION	FUEL #19	STATION	OPERA	MAINT	GAS DEHY #11	WELLS #16	EXTRACT #24	FARMS #26	SWR #32	CNG #41	MCF VOLUME TOTAL	AREA	DTH VOLUME TOTAL	BTU FACTOR	CMS #
			OTHER #18	PL #17	PL T #33											
42200	W G WOOLFOLK 2720-819336	36,884	0	0	0	0	0	0	0	0	0	36,884	MI	37,773	1.0241	549576
42200	WOOLFOLK MASTER FUEL	0	2,231	0	0	0	0	0	0	0	0	2,231	MI	2,282	1.0229	540099
42210	LOREED 2721-819336	3,912	74	0	0	68	0	0	0	0	0	4,054	ST	4,151	1.0239	540021
42260	LINCOLN 2726-819336	46,729	0	0	0	0	0	0	0	0	0	46,729	MI	47,645	1.0239	549592
42600	AUSTIN MI SF WELLS 816	0	0	0	0	0	4,413	0	0	0	0	4,413	ST	4,483	1.0159	530004
42600	AUSTIN MI SF FARMS 826	0	0	0	0	0	0	0	113	0	0	113	ST	114	1.0088	530006
42722	WINFIELD 2722-819336	4,913	397	0	3	0	0	0	0	0	0	5,313	ST	5,377	1.0120	549570
42723	GOODWELL 2723-819336	0	342	0	0	0	0	0	0	0	0	342	ST	347	1.0146	549650
42729	MUTTONVILLE 2729-819336	0	1,176	0	0	0	0	0	0	0	0	1,176	ST	1,191	1.0128	549588
42732	CHARLTON 2732-819336	197	1,030	0	0	0	0	0	0	0	0	1,227	ST	1,230	1.0073	549622
42761	WINFIELD MI SF DEHY 821	0	0	0	0	260	0	0	0	0	0	260	ST	262	1.0077	530147
42761	WINFIELD MI SF WELLS 810	0	0	0	0	0	1,425	0	0	0	0	1,425	ST	1,449	1.0105	530148
42761	WINFIELD MI SF FARMS 826	0	0	0	0	0	0	0	197	0	0	197	ST	199	1.0102	530149
42763	GOODWELL MI SF FARMS 826	0	0	0	0	0	0	0	687	0	0	687	ST	697	1.0146	530185
42763	GOODWELL MI SF WELLS 816	0	0	0	0	0	2,545	0	0	0	0	2,545	ST	2,583	1.0149	530187
42767	CHESTER, MI SF WELLS 846	0	0	0	0	0	5,594	0	0	0	0	5,594	ST	5,700	1.0189	530188
42767	CHESTER MI 42767 AUX 816	0	61	0	0	0	0	0	0	0	0	61	ST	60	0.9836	530222
42768	CHARLTON MI SF WELLS 816	0	0	0	0	0	5,046	0	0	0	0	5,046	ST	5,066	1.0079	530023
42774	LINCOLN MI SF WELLS 816	0	0	0	0	0	4,063	0	0	0	0	4,063	MI	4,180	1.0238	530081
42774	LINCOLN MI SF FARMS 826	0	0	0	0	0	0	0	25	0	0	25	MI	25	1.0000	530082
42778	FREEMAN MI SF WELLS 816	0	0	0	0	0	2,187	0	0	0	0	2,187	ST	2,207	1.0046	530046
42778	FREEMAN MI SF FARMS 826	0	0	0	0	0	0	0	289	0	0	289	ST	290	1.0035	530047
42783	MUTTONVILLE MI SF DEHY 821	0	0	0	0	453	0	0	0	0	0	453	ST	458	1.0110	530104
42783	MUTTONVILLE MI SF WELLS 816	0	0	0	0	0	1,434	0	0	0	0	1,434	ST	1,462	1.0195	530105
42786	LOREED MI SF WELLS 816	0	0	0	0	0	17,422	0	0	0	0	17,422	ST	17,840	1.0240	530091
42786	LOREED MI SF FARMS 826	0	0	0	0	0	0	0	258	0	0	258	ST	264	1.0233	530092
42787	REED CITY MI SF WELLS 816	0	0	0	0	0	3,608	0	0	0	0	3,608	ST	3,738	1.0419	530120
42787	REED CITY, MI SF FARMS 826	0	0	0	0	0	0	0	841	0	0	841	ST	876	1.0416	530127
42787	REED CITY MI SF DEHY 821	0	0	0	0	160	0	0	0	0	0	160	ST	166	1.0375	530125
42860	AUSTIN MI SF WELL 832	0	0	0	0	0	0	0	0	1,653	0	1,653	ST	1,679	1.0157	530166
42861	WINFIELD MI SF WELL 832	0	0	0	0	0	0	0	0	207	0	207	ST	209	1.0097	530160
42883	MUTTONVILLE MI SF WELLS 816	0	0	0	0	0	0	0	0	2	0	2	ST	2	1.0000	530108
42900	COLD SPRINGS 1 WELLS 816	0	0	0	0	0	3,929	0	0	0	0	3,929	ST	4,015	1.0219	530204
42900	COLD SPRINGS 1 WELL 832	0	0	0	0	0	0	0	0	6	0	6	ST	6	1.0000	530200
<b>TOTAL STORAGE</b>		<b>92,635</b>	<b>8,311</b>	<b>0</b>	<b>3</b>	<b>841</b>	<b>51,696</b>	<b>0</b>	<b>2,410</b>	<b>1,868</b>	<b>0</b>	<b>154,864</b>		<b>158,264</b>	<b>1.0220</b>	

ANR PIPELINE COMPANY  
 USE OF GAS DETAIL - NON STORAGE  
 VOLUMES IN MSCF AT 14.73 PSIA  
 VAS - VOLUME ALLOCATION SYSTEM

DECEMBER, 2011

PSID	LOCATION	FUEL 854	OTHER 854	PL O 856	PL M 863	DEHY 859	MCY TOTAL	AREA	BTU TOTAL	BTU FACTOR	CMS #	STATE
27340	OFFSHORE GR CHENIER MNTNC 863	0	0	0	29	0	29	EG	30	1.0345	530111	FEDERAL OFFSHORE LOUISIANA
27350	GR CHENIER ANR LATERAL MNTNC 86	0	0	0	40	0	40	EG	41	1.0250	530067	LOUISIANA
28200	EUGENE ISL BLK 189 2320-85433	0	0	0	121	0	121	EG	129	1.0661	549002	FEDERAL OFFSHORE LOUISIANA
28210	PATTERSON 2321-854336	74,166	114	0	21	0	74,303	EG	75,380	1.0145	549006	LOUISIANA
28230	EUNICE 2323-854336	25,053	1,199	0	80	0	26,332	EG	27,346	1.0386	549018	LOUISIANA
28300	JENA 2330-854336	1,269	53	0	0	0	1,322	EM	1,322	1.0000	549030	LOUISIANA
28400	DELHI 2340-854336	4,759	56	266	0	0	5,081	EM	5,213	1.0280	549046	LOUISIANA
28700	PATTERSON SECT LA ON OPERATION	0	0	133	0	0	133	EG	134	1.0075	530117	LOUISIANA
28800	PATTERSON SECT LA OFF MNTNC 863	0	0	0	140	0	140	EC	152	1.0857	530114	FEDERAL OFFSHORE LOUISIANA
28800	ANR VERMILLION 397 FUEL	0	0	0	0	910	910	EG	1,062	1.1890	530192	FEDERAL OFFSHORE LOUISIANA
28800	ANR VERMILLION 397 FUEL	0	0	0	13	0	13	EG	13	1.0000	530191	FEDERAL OFFSHORE LOUISIANA
28900	JENA SECT LA TRANS OPERATIONS 85	0	0	146	0	0	146	EM	146	1.0000	530159	LOUISIANA
29220	GREENVILLE SECT AR MNTNC 863	0	0	0	34	0	34	EM	34	1.0000	530082	ARKANSAS
29230	GREENVILLE MASTER FUEL BLDG A B	13,019	10,934	0	0	0	23,953	EM	24,076	1.0051	540074	MISSISSIPPI
29260	SARDIS MASTER FUEL BLDG A B	87,276	73	0	0	0	87,349	EM	89,987	1.0199	540071	MISSISSIPPI
29290	BROWNSVILLE MASTER FUEL BLDG C1	138,996	0	0	0	0	138,996	EM	143,970	1.0293	540064	TENNESSEE
29320	COTTAGE GROVE MASTER FUEL BLDG	116,145	0	0	0	0	116,145	EM	119,549	1.0293	540068	TENNESSEE
29350	MADISONVILLE 3135-854336	90,520	188	0	0	0	90,708	EM	91,111	1.0044	540134	KENTUCKY
29400	CELESTINE 3141-854336	104,984	0	0	0	0	104,984	EM	107,832	1.0273	549182	INDIANA
29410	CELESTINE IN COMP AUX 854	0	1,631	0	0	0	1,631	EM	1,639	1.0044	530019	INDIANA
29440	SHELBYVILLE 3144-854336	101,061	2,320	0	19	0	103,400	EM	104,007	1.0059	549170	INDIANA
29460	SULPHUR SPRINGS 3145-854336	8,703	160	0	0	0	8,863	EM	8,915	1.0059	549190	INDIANA
29470	PORTLAND 3147-854336	81,435	1,647	0	26	0	83,308	EM	83,811	1.0072	549194	INDIANA
32400	E G HILL 2820-854336	68,415	583	0	0	0	68,998	WG	69,655	1.0307	540011	TEXAS
32400	EG HILL ENGINE 4	2,393	0	0	0	0	2,393	WG	2,344	0.9795	540088	TEXAS
32550	WEATHERFORD 2538-755336	22,927	594	0	0	0	23,521	WG	24,560	1.0442	540063	OKLAHOMA
32560	TRANSOK 2539-755336	3,417	20	0	0	0	3,437	WG	3,540	1.0300	540031	OKLAHOMA
32600	MOORELAND 2530-756336	37,855	304	0	0	0	38,159	WG	39,209	1.0273	549270	OKLAHOMA
32700	MEADE 2622-854336	31,473	2,004	0	0	0	33,477	WG	34,294	1.0244	549278	KANSAS
33300	GREENSBURG 2626-854336	46,873	0	0	0	0	46,873	WG	48,901	1.0369	549295	KANSAS
33310	BUTTERMILK 2627-854336	21,480	0	0	0	0	21,480	WG	22,254	1.0370	548274	KANSAS
33350	STATION ALDEN 3425-854336	56,018	0	0	0	0	56,018	WM	58,176	1.0365	549314	KANSAS
33400	ENTERPRISE 3430-854336	59,096	0	0	0	0	59,096	WM	60,679	1.0268	549334	KANSAS
33450	HAVENSVILLE 3435-854336	59,768	1,424	0	0	0	61,192	WM	62,798	1.0263	549358	KANSAS
33500	MAITLAND 3440-854336	73,351	0	0	0	0	73,351	WM	75,281	1.0283	549384	MISSOURI
33550	LINEVILLE 3445-854336	65,851	1,294	0	0	0	67,145	WM	68,692	1.0230	549382	IOWA
33600	BIRMINGHAM 3450-854336	62,786	1,208	0	0	0	63,992	WM	65,564	1.0246	549402	IOWA
36200	NEW WINDSOR 3620-854336	61,894	415	0	0	0	62,219	WM	63,887	1.0266	549420	ILLINOIS
36210	SANDWICH 3621-854336	33,494	0	0	0	0	33,494	WM	34,375	1.0253	548438	ILLINOIS
36220	ST JOHN 3622-854336	59	342	440	0	0	840	MI	848	1.0095	548612	INDIANA
36230	BRIDGMAN 3623-854336	57,332	2,501	0	0	0	58,833	MI	60,448	1.0193	548626	MICHIGAN
36240	HAMILTON 3624-854336	16,850	2,226	0	208	0	19,284	MI	19,401	1.0061	549550	MICHIGAN
36250	LOUIE 3626-854336	28,557	0	0	0	0	28,557	MI	29,146	1.0206	548508	ILLINOIS
36300	LAGRANGE IN COMP AUX 854	0	2,627	0	0	0	2,627	MI	2,640	1.0049	530076	INDIANA
36310	DEFIANCE 3631-854336	82,719	1,952	0	0	0	84,671	EM	88,932	1.0267	549212	OHIO
36700	LAGRANGE 3630-854336	0	0	0	0	0	0	MI	0	1.0000	549544	INDIANA
36200	WOODSTOCK 3620-854336	49,484	0,753	169	0	0	52,406	WI	53,595	1.0227	549448	ILLINOIS
36203	GOODMAN MASTER FUEL	0	4	0	0	0	4	WI	4	1.0000	640102	WISCONSIN

ANR PIPELINE COMPANY  
 USE OF GAS DETAIL - NON STORAGE  
 VOLUMES IN MSCF AT 14.73 PSIA  
 VAS - VOLUME ALLOCATION SYSTEM

DECEMBER, 2011

PSID	LOCATION	FUEL 854	OTHER 854	FL O 856	FL M 863	DEHY 859	MCF TOTAL	AREA	DTI TOTAL	BFL FACTOR	CMS #	STATE
38203	GOODMAN DOMESTIC	0	259	0	0	0	259	WI	264	1.0193	549193	WISCONSIN
38220	KEWASKUM 3822-854336	26,556	484	0	0	0	26,960	WI	27,495	1.0198	549496	WISCONSIN
38230	JANESVILLE 3823-854336	5,681	333	0	0	0	7,014	WI	7,164	1.0242	549472	WISCONSIN
38240	MARSHFIELD 3824-854330	5,323	1,181	0	0	0	6,504	WI	6,588	1.0126	549476	WISCONSIN
38260	WEYAUWEGA 3826-854336	18,290	299	0	0	0	18,589	WI	18,833	1.0147	549488	WISCONSIN
38270	MOUNTAIN 3827-854336	0	486	0	0	0	486	WI	490	1.0082	549492	WISCONSIN
38610	STEVENS POINT COMP 854	0	0	0	0	145	145	WI	146	1.0055	530140	WISCONSIN
38640	BONDUEL SECT WI AUX 854	0	0	0	0	133	133	WI	134	1.0075	530011	WISCONSIN
38640	BONDUEL SECT WI OPERATIONS 856	0	0	61	0	0	61	WI	61	1.0000	530013	WISCONSIN
TOTAL NON-STORAGE		1,841,199	42,988	1,215	731	1,188	1,887,319		1,929,936	1.0226		

## **TAB 2**

**ANR PIPELINE COMPANY  
SUMMARY OF 2010 TRANSPORTER'S USE  
FOR THE YEAR ENDED DECEMBER 31, 2011**

Line No.	Description	2011 Mcf																																																																														
<b>I. <u>Total Gas Used For Compressor Fuel</u></b>																																																																																
1	Total Gas Used For Compressor Engine Fuel at Transmission Compressor Stations	20,464,525																																																																														
2	Total Gas Used For Compressor Engine Fuel at Storage Compressor Stations	1,623,116																																																																														
3	Total Gas Used For Compressor Engine Fuel at Compressor Stations	<u>22,087,641</u>																																																																														
<b>II. <u>Company Use of Gas in Transporter's Use Matrix</u></b>																																																																																
4	A. Total Gas Used for Compressor Engine Fuel from Part 1 Above	22,087,641																																																																														
<b><u>B. Other Company Use of Gas (From CUG-1 Report)</u></b>																																																																																
5	Gas Used in Field Operations	<table style="width: 100%; border-collapse: collapse;"> <thead> <tr> <th style="width: 80%;"></th> <th style="text-align: right; border-bottom: 1px solid black;">Account No.</th> <th style="width: 10%;"></th> </tr> </thead> <tbody> <tr> <td></td> <td style="text-align: right;">753</td> <td style="text-align: right;">0</td> </tr> <tr> <td>6</td> <td>Gas Used in Other Compressor Operations</td> <td style="text-align: right;">755      0</td> </tr> <tr> <td>7</td> <td></td> <td style="text-align: right;">818      <u>50,685</u></td> </tr> <tr> <td>8</td> <td>Sub-Total (Lines 6 - 7)</td> <td style="text-align: right;">50,685</td> </tr> <tr> <td>9</td> <td>Gas Used in Other Dehydration Operations</td> <td style="text-align: right;">859      69,051</td> </tr> <tr> <td>10</td> <td></td> <td style="text-align: right;">821      <u>8,169</u></td> </tr> <tr> <td>11</td> <td>Sub-Total (lines 9 - 10)</td> <td style="text-align: right;">77,220</td> </tr> <tr> <td>12</td> <td>Gas Used in Maintenance of Mains</td> <td style="text-align: right;">764      0</td> </tr> <tr> <td>13</td> <td></td> <td style="text-align: right;">833      768</td> </tr> <tr> <td>14</td> <td></td> <td style="text-align: right;">863      <u>80,983</u></td> </tr> <tr> <td>15</td> <td>Sub-Total (lines 12 - 14)</td> <td style="text-align: right;">81,751</td> </tr> <tr> <td>16</td> <td>Gas Used For Maintenance Operations</td> <td style="text-align: right;">856      106,570</td> </tr> <tr> <td>17</td> <td>Gas Used For Wells Operations</td> <td style="text-align: right;">816      521,341</td> </tr> <tr> <td>18</td> <td>Gas Used For Storage Line Operations</td> <td style="text-align: right;">817      0</td> </tr> <tr> <td>19</td> <td>Gas Used in Extraction Plant Operations</td> <td style="text-align: right;">824      0</td> </tr> <tr> <td>20</td> <td>Gas Used For Rent</td> <td style="text-align: right;">826      21,456</td> </tr> <tr> <td>21</td> <td>Gas Used For Well Rehab</td> <td style="text-align: right;">832      <u>23,663</u></td> </tr> <tr> <td>22</td> <td>Total Other Company Use Of Gas (Lines 5, 8, 11, 15, and 16-21)</td> <td style="text-align: right;">882,686</td> </tr> <tr> <td>23</td> <td>Work Orders</td> <td style="text-align: right;">155,657</td> </tr> <tr> <td>24</td> <td>Other Adjustments</td> <td style="text-align: right;"><u>0</u></td> </tr> <tr> <td>25</td> <td>Total Company Use of Gas (Lines 4, 22, 23, and 24)</td> <td style="text-align: right;">23,125,984</td> </tr> <tr> <td>26</td> <td>Mcf to Dth Conversion (Mcf * 1.024)</td> <td style="text-align: right;">23,681,008</td> </tr> <tr> <td>27</td> <td>Total A/C 858 and Storage Fuel Paid to Others</td> <td style="text-align: right;">2,897,656</td> </tr> <tr> <td>28</td> <td>Total Lost and Unaccounted For Gas</td> <td style="text-align: right;"><u>(1,273,973)</u></td> </tr> <tr> <td>29</td> <td>Total Transporter's Use</td> <td style="text-align: right;"><u><u>25,304,691</u></u></td> </tr> </tbody> </table>		Account No.			753	0	6	Gas Used in Other Compressor Operations	755      0	7		818 <u>50,685</u>	8	Sub-Total (Lines 6 - 7)	50,685	9	Gas Used in Other Dehydration Operations	859      69,051	10		821 <u>8,169</u>	11	Sub-Total (lines 9 - 10)	77,220	12	Gas Used in Maintenance of Mains	764      0	13		833      768	14		863 <u>80,983</u>	15	Sub-Total (lines 12 - 14)	81,751	16	Gas Used For Maintenance Operations	856      106,570	17	Gas Used For Wells Operations	816      521,341	18	Gas Used For Storage Line Operations	817      0	19	Gas Used in Extraction Plant Operations	824      0	20	Gas Used For Rent	826      21,456	21	Gas Used For Well Rehab	832 <u>23,663</u>	22	Total Other Company Use Of Gas (Lines 5, 8, 11, 15, and 16-21)	882,686	23	Work Orders	155,657	24	Other Adjustments	<u>0</u>	25	Total Company Use of Gas (Lines 4, 22, 23, and 24)	23,125,984	26	Mcf to Dth Conversion (Mcf * 1.024)	23,681,008	27	Total A/C 858 and Storage Fuel Paid to Others	2,897,656	28	Total Lost and Unaccounted For Gas	<u>(1,273,973)</u>	29	Total Transporter's Use	<u><u>25,304,691</u></u>
	Account No.																																																																															
	753	0																																																																														
6	Gas Used in Other Compressor Operations	755      0																																																																														
7		818 <u>50,685</u>																																																																														
8	Sub-Total (Lines 6 - 7)	50,685																																																																														
9	Gas Used in Other Dehydration Operations	859      69,051																																																																														
10		821 <u>8,169</u>																																																																														
11	Sub-Total (lines 9 - 10)	77,220																																																																														
12	Gas Used in Maintenance of Mains	764      0																																																																														
13		833      768																																																																														
14		863 <u>80,983</u>																																																																														
15	Sub-Total (lines 12 - 14)	81,751																																																																														
16	Gas Used For Maintenance Operations	856      106,570																																																																														
17	Gas Used For Wells Operations	816      521,341																																																																														
18	Gas Used For Storage Line Operations	817      0																																																																														
19	Gas Used in Extraction Plant Operations	824      0																																																																														
20	Gas Used For Rent	826      21,456																																																																														
21	Gas Used For Well Rehab	832 <u>23,663</u>																																																																														
22	Total Other Company Use Of Gas (Lines 5, 8, 11, 15, and 16-21)	882,686																																																																														
23	Work Orders	155,657																																																																														
24	Other Adjustments	<u>0</u>																																																																														
25	Total Company Use of Gas (Lines 4, 22, 23, and 24)	23,125,984																																																																														
26	Mcf to Dth Conversion (Mcf * 1.024)	23,681,008																																																																														
27	Total A/C 858 and Storage Fuel Paid to Others	2,897,656																																																																														
28	Total Lost and Unaccounted For Gas	<u>(1,273,973)</u>																																																																														
29	Total Transporter's Use	<u><u>25,304,691</u></u>																																																																														

**ANR PIPELINE COMPANY  
FUEL MATRIX  
COMPANY USE OF GAS  
FOR THE YEAR ENDED DECEMBER 31, 2011**

		JANUARY	FEBRUARY	MARCH	APRIL	MAY	JUNE	JULY	AUGUST	SEPTEMBER	OCTOBER	NOVEMBER	DECEMBER	Total 2011
<b><u>GAS USED FOR COMPRESSOR ENGINE FUEL</u></b>														
STORAGE	819	99,725	171,274	77,401	112,485	213,780	156,274	138,054	116,987	164,354	131,885	150,287	92,035	1,623,116
TRANSMISSION	834	1,589,397	1,349,147	1,810,660	1,572,666	1,770,224	1,217,503	1,490,662	1,639,078	1,736,004	1,897,543	2,008,404	1,894,185	20,404,325
<b>TOTAL GAS USED FOR COMPRESSOR FUEL</b>		<b>1,689,122</b>	<b>1,520,421</b>	<b>1,888,061</b>	<b>1,685,151</b>	<b>1,984,004</b>	<b>1,373,777</b>	<b>1,628,716</b>	<b>1,756,065</b>	<b>1,900,358</b>	<b>2,029,408</b>	<b>2,158,691</b>	<b>1,978,620</b>	<b>22,027,441</b>
<b><u>OTHER COMPANY USE OF GAS</u></b>														
<b><u>OTHER UNDERGROUND STORAGE</u></b>														
WELLS OPER	816	44,381	32,058	34,605	37,341	39,253	41,602	43,612	45,365	49,345	51,455	50,428	51,686	521,341
STOR LINE OPER	817	0	0	0	0	0	0	0	0	0	0	0	0	0
OTHER COMP OPER	818	8,227	7,770	6,008	4,569	2,729	1,923	2,324	2,196	2,356	2,719	4,553	5,311	50,685
DEHYDRATION	821	1,353	2,208	1,242	783	1,110	5	3	3	14	1	506	941	8,169
EXTRACT PLANT	824	0	0	0	0	0	0	0	0	0	0	0	0	0
RENTS	820	4,880	2,753	2,825	2,262	1,293	554	1,028	174	836	942	1,699	2,410	21,456
WELL REHAB	832	5,271	1,265	2,951	1,460	1,102	1,196	261	2,187	0	5,731	311	1,858	23,683
MAINTENANCE	833	0	78	55	23	180	7	67	19	3	303	0	3	759
<b>SUBTOTAL</b>		<b>64,112</b>	<b>46,132</b>	<b>47,896</b>	<b>46,438</b>	<b>45,727</b>	<b>45,285</b>	<b>47,315</b>	<b>49,946</b>	<b>52,354</b>	<b>61,161</b>	<b>57,497</b>	<b>62,229</b>	<b>626,082</b>
<b><u>OTHER TRANSMISSION</u></b>														
MAINS OPER	856	13,621	10,577	686	726	39,122	6,213	32,498	68	128	339	1,377	1,215	108,570
OTHER EXPENSES	859	13,986	3,967	2,807	8,349	15,089	14,095	6,254	1,443	180	201	1,104	1,188	69,051
MAINTENANCE	863	2,639	527	19,981	14,152	1,148	965	3,279	17,866	3,261	107	18,327	731	80,983
<b>SUBTOTAL</b>		<b>29,826</b>	<b>15,071</b>	<b>23,474</b>	<b>23,227</b>	<b>56,159</b>	<b>21,273</b>	<b>42,831</b>	<b>18,377</b>	<b>3,577</b>	<b>647</b>	<b>18,808</b>	<b>3,134</b>	<b>256,604</b>
<b>TOTAL OTHER COMPANY USE OF GAS</b>		<b>93,938</b>	<b>61,203</b>	<b>71,370</b>	<b>69,665</b>	<b>101,886</b>	<b>66,558</b>	<b>65,346</b>	<b>68,323</b>	<b>55,931</b>	<b>61,798</b>	<b>70,306</b>	<b>65,363</b>	<b>882,686</b>
<b>TOTAL PER CUG-1 REPORTS O&amp;M</b>		<b>1,783,060</b>	<b>1,581,624</b>	<b>1,959,431</b>	<b>1,754,848</b>	<b>2,085,890</b>	<b>1,940,335</b>	<b>1,716,062</b>	<b>1,824,388</b>	<b>1,956,289</b>	<b>2,091,206</b>	<b>2,234,991</b>	<b>2,042,183</b>	<b>22,970,327</b>
<b>WORK ORDERS</b>		<b>0</b>	<b>0</b>	<b>0</b>	<b>0</b>	<b>0</b>	<b>0</b>	<b>556</b>	<b>0</b>	<b>2,537</b>	<b>1,017</b>	<b>151,539</b>	<b>0</b>	<b>155,657</b>
<b>TOTAL COMPANY USE OF GAS</b>		<b>1,783,060</b>	<b>1,581,624</b>	<b>1,959,431</b>	<b>1,754,848</b>	<b>2,085,890</b>	<b>1,940,340</b>	<b>1,716,618</b>	<b>1,824,388</b>	<b>1,958,826</b>	<b>2,092,223</b>	<b>2,386,530</b>	<b>2,042,183</b>	<b>23,125,984</b>

\* Measurement adjustments to Fuel volumes relating to activity in the Prior Year are included in with January 2011 volumes

<b>Mcfs</b>	1,783,060	1,581,624	1,959,431	1,754,848	2,085,890	1,940,335	1,716,062	1,824,388	1,956,289	2,091,206	2,234,991	2,042,183	22,970,327
<b>Dths</b>	1,622,297	1,614,493	2,010,303	1,794,595	2,130,913	1,986,709	1,759,164	1,868,510	2,004,665	2,148,307	2,282,949	2,088,202	23,511,127
<b>Btu</b>	1,0220	1,0208	1,0300	1,0226	1,0216	1,0239	1,0251	1,0242	1,0247	1,0235	1,0215	1,0225	1,0235

**ANR PIPELINE COMPANY**  
**Transporter's Actual Fuel Usage**  
**Volume Reported in MCF**  
**2011**

	SOUTHEAST AREA	SOUTHWEST AREA	MAINLINE TRANSMISSION			ANR P/L STORAGE AREA	TOTAL
			SE LEG	SW LEG	NORTHERN		
January	92858	263052	565389	575105	286658	0	1783060
February	72886	181932	587191	339533	420282	0	1581624
March	71364	238258	775966	503349	370494	0	1959431
April	107694	204917	629024	431853	292053	69307	1754848
May	117905	187941	827530	432786	410736	109010	2085890
June	112107	185491	747561	376109	423156	95811	1940335
July	145460	184308	511466	370144	409775	94929	1716082
August	105481	183414	664939	381668	397795	91091	1824388
September	93401	186032	818225	359921	388441	110269	1956289
October	83266	232308	922696	422420	303763	126733	2091206
November	85321	232542	942388	476127	498633	0	2234991
December	102021	236318	850771	476507	376566	0	2042183
<b>Total</b>	<b>1189564</b>	<b>2495513</b>	<b>8843226</b>	<b>5146502</b>	<b>4578372</b>	<b>717150</b>	<b>22970327</b>
April - December	952656	1833271	6914680	3727515	3500940	717150	17646212

## **TAB 3**



**OCTOBER 2010**

**ANR PIPELINE COMPANY**  
**USE OF GAS DETAIL - NON STORAGE**  
**VOLUMES IN MSCF AT 14.73 PSIA**  
**SEAGULL COMET CMS DATA**

PSID	LOCATION	10	11,12,13,14,15	17	16	18,19	MC/F	CMS	
		FUEL 854	OTHER 854	PL Q 856	PL M 863	DEHY R59	VOLUME TOTAL		
27078	OFFSHORE-LATERAL LINES	0	0	0	0	0	0	WC167BP	OFFSHORE
27168	OFFSHORE - WEST CAN	0	0	0	0	0	0	WC167BP	OFFSHORE
27652	OFFSHORE	0	0	0	0	0	0	SEBP	OFFSHORE
27332	GRAND CHEMIE, LA COMP	0	0	0	0	13,072	13,072	549523	LOUISIANA
27326	LAKE ARTHUR, LA COMP	0	0	0	0	0	0	549526	LOUISIANA
27336	GRAND CHEMIE, LA COMP	0	0	0	0	0	0	549523	LOUISIANA
27340	OFFSHORE GR CHEMIE	0	0	0	0	0	0	549525	OFFSHORE
27350	GR CHEMIE-ANR LATERAL	0	0	0	0	0	0	549524	LOUISIANA
28200	BLOCK 188 COMP ST A E	0	4,631	0	98	0	4,729	549502	OFFSHORE
28210	PATTERSON, LA COMP	37,612	0	0	0	0	37,612	549506	LOUISIANA
28210	PATTERSON, LA COMP	0	5,322	0	162	0	5,484	SEBP	LOUISIANA
28230	EUNICE, LA COMP STA	25	741	0	0	0	766	549518	LOUISIANA
28300	JENA, LA COMP STA	7,245	0	0	0	0	7,245	549530	LOUISIANA
28400	DELHI, LA COMP STA	44,192	0	0	0	0	44,192	549546	LOUISIANA
28500	EUNICE SECT, LA DNSHORE	0	0	0	0	0	0	549521	LOUISIANA
28510	EUNICE SECT, LA DNSHORE	0	0	0	0	0	0	549520	LOUISIANA
28500	PATTERSON SECT, LA O	0	0	0	0	0	0	549541	LOUISIANA
28600	PATTERSON SECT, LA O	0	0	0	0	0	0	549547	OFFSHORE
28520	PATTERSON SECT, LA BUG	0	0	120	0	0	120	549542	OFFSHORE
28500	JENA SECT, LA (TRANS)	0	0	0	0	0	0	MLEBP	LOUISIANA
28220	GREENVILLE SECT, AR	0	0	0	0	0	0	549506	ARKANSAS
28230	GREENVILLE, MS COMP	0	44	0	0	0	44	549564	MISSISSIPPI
28230	GREENVILLE, MS BLDG A	71,592	0	0	0	0	71,592	549574	MISSISSIPPI
28230	GREENVILLE, MS BLDG B	0	0	0	0	0	0	549575	MISSISSIPPI
28230	GREENVILLE VGR FUEL	0	0	0	0	0	0	549576	MISSISSIPPI
28260	SARDIS, MS COMP STA	0	2,762	0	0	0	2,762	549588	MISSISSIPPI
28260	SARDIS MASTER FUEL BLDG A	70,767	0	0	0	0	70,767	549571	MISSISSIPPI
28260	SARDIS COM FUEL	0	0	0	0	0	0	549572	MISSISSIPPI
28280	BROWNSVILLE MASTER FUEL	111,806	0	0	0	0	111,806	549564	TENNESSEE
28280	BROWNSVILLE TN COMP	0	226	0	0	0	226	549598	TENNESSEE
28330	COTTAGE GROVE EFM C-1	87,400	0	0	0	0	87,400	549566	TENNESSEE
28330	COTTAGE GROVE EFM C-2	31,156	0	0	0	0	31,156	549587	TENNESSEE
28330	COTTAGE GROVE, TN STA	0	0	0	0	0	0	549116	TENNESSEE
28330	COTTAGE GROVE SECT, KY	0	0	0	0	0	0	MLEBP	KENTUCKY
28330	MADISONVILLE, KY COMP	80,995	457	0	0	0	81,452	549134	KENTUCKY
28380	SLAUGHTERS, KY COMP	0	0	0	0	0	0	NO METER	
28400	CELESTINE SECT KY	0	0	0	0	0	0	549152	KENTUCKY
28410	CELESTINE, IN COMP ST	96,779	222	0	0	0	97,001	549152	INDIANA
28440	SHELBYVILLE, IN COMP	75,957	855	0	0	0	76,812	549175	INDIANA
28480	SULPHUR SPRINGS, IN C	11,679	0	0	0	0	11,679	549190	INDIANA
28470	PORTLAND, IN COMP ST	57,495	2,417	0	0	0	59,912	549194	INDIANA
32350	GAGEBY, TX FIELD COMP	0	0	0	0	0	0	549254	TEXAS
32400	EG HILL, TX COMP STA	51,854	0	0	0	0	51,854	549011	TEXAS
32400	EG HILL ENGINE #4	14,371	0	0	0	0	14,371	549598	TEXAS
32500	ELK CITY SECT, OK	0	0	0	0	0	0	549017	OKLAHOMA
32550	CLUSTER, OK FIELD COMP	14,501	889	0	0	0	15,390	549563	OKLAHOMA
32560	TRAMOK, OK FDCUSTER	2,713	0	0	0	0	2,713	549581	OKLAHOMA
32600	MOORELAND, OK COMP	40,256	199	0	0	0	40,455	549276	OKLAHOMA
32700	MEADE, KS CS	34,091	0	0	0	0	34,091	549278	KANSAS
33300	GREENSBURG, KS STA	57,143	0	0	0	0	57,143	549296	KANSAS
33310	BUTTERMILK, KS STA	0	0	0	0	0	0	549274	KANSAS
33380	ALDEN, KS COMP STAS	50,825	0	0	0	0	50,825	549314	KANSAS
33400	ENTERPRISE, KS COMP	49,931	0	0	0	0	49,931	549334	KANSAS
33400	ENTERPRISE, KS COMP - eng #9 only	combined	0	0	0	0	0	549334	KANSAS
33450	HAYENSVILLE, KS COMP	44,353	0	0	0	0	44,353	549358	KANSAS
33470	HAYENSVILLE SECT MO	0	0	0	0	0	0		MISSOURI
33500	MAITLAND, MO COMP ST	59,161	0	0	0	0	59,161	549364	MISSOURI
33540	LINCOLN SECT MO	0	0	0	0	0	0	549362	MISSOURI
33580	LINCOLN, IA COMP STA	58,772	5,157	0	0	0	63,929	549382	IOWA
33600	BIRMINGHAM, IA COMP	62,761	679	0	0	0	63,440	549402	IOWA
33200	NEW WINDSOR, IL COMP	51,581	84	0	0	0	51,665	549420	ILLINOIS
33210	SANDWICH, IL COMP ST	33,273	300	0	0	0	34,573	549438	ILLINOIS
33230	ST JOHN, IN COMP STA	84,523	2,836	209	0	0	87,568	549512	INDIANA
33130	BRIDGMAN, MI COMP ST	81,546	284	0	0	0	81,830	549526	MICHIGAN
33240	HAMILTON, MI COMP ST	197,653	0	0	0	0	197,653	549559	MICHIGAN
33260	LOLIET, IL COMP STA	16,703	48	0	0	0	16,751	549509	ILLINOIS
33300	LAGRANGE, IN COMP ST	3,957	717	0	0	0	4,674	549544	INDIANA
33310	DEPIANCE, OH COMP ST	106,111	1,242	0	0	0	107,353	549512	OHIO
33630	ST. JOHN SECT IL	0	0	0	0	0	0		ILLINOIS
33640	ST. JOHN SECT MI	N/A	0	0	0	0	0		MICHIGAN
33700	LAGRANGE SECT MI	0	0	4	0	0	4	549544	MICHIGAN
33740	DEPIANCE, MI	0	0	0	0	0	0	549512	OHIO
33800	WOODSTOCK, IL COMP	5,861	707	16	0	0	6,584	549448	ILLINOIS
33820	KEWASKUM, WI COMP S	0	0	0	0	0	0	549496	WISCONSIN
33830	JANESVILLE, WI COMP S	781	0	0	0	0	781	549472	WISCONSIN
33840	MARSHFIELD, WI COMP	16,224	135	0	0	0	16,359	549476	WISCONSIN
33850	WEYAUWEGA, WI COMP	0	46	0	0	0	46	549488	WISCONSIN
33870	MOUNTAIN, WI COMP ST	0	167	0	0	0	167	549492	WISCONSIN
33890	EDEN SECT WI	0	0	0	0	0	0	549515	WISCONSIN
33910	STEVENS POINT SECT, W	0	0	0	0	35	35	549555	WISCONSIN
33930	SPRING PRAIRIE SECT, W	0	0	0	0	0	0	549537	WISCONSIN
33940	BONDUEL SECT, WI	0	0	0	0	14	14	549505	WISCONSIN
33950	GOODMAN COMPRESSOR STATION	0	56	0	0	0	56	549502	WISCONSIN
33980	VERMILION 397 OTHER	0	0	0	0	1,421	1,421	536192	OFFSHORE
Subtotal - Non Storage		1,823,571	31,997	345	214	14,582	1,870,693		
							246,732		
							2,117,425		

Total Storage Fuel 246,732  
 Total Fuel Burned 2,117,425

**OCTOBER 2010 REPORT**  
**ANR PIPELINE COMPANY**  
**USE OF GAS DETAIL - STORAGE**  
**VOLUMES IN MSCF AT 14.73 PSIA**  
**SEAGULL, COMET, CMS DATA**

REVISED: 11/2011

PSID	LOCATION	30	31,32,33,34,35	37	36	38	41,42,43	44	45	46	39	MCF		STATE	
		FUEL	STATION	OPERA	MAINT	GAS	WELLS	EXTRACT	FARMS	WELL	CNG	VOLUME	CMS		
		819	OTHER	PL	PLT	DEHY	816	824	826	832	841	TOTAL	#		
42200	WOOLFOLK, MI COMP	61,864	1,362	0	0	0	0	0	0	0	0	0	63,226	549576	MICHIGAN
42210	LOREED, MI COMP ST	36,635	13	0	0	0	0	0	0	0	0	0	36,648	540021	MICHIGAN
42260	LINCOLN, MI COMP ST	49,907	0	0	0	0	0	0	0	0	0	0	49,907	549592	MICHIGAN
42310	CHESTER, MI COMP	22,047	2,089	0	0	0	0	0	0	0	0	0	24,136	540051	MICHIGAN
42600	AUSTIN, MI SF	0	0	0	0	0	3,479	0	0	0	0	0	3,488	540003	MICHIGAN
42722	WINFIELD, MI COMP	0	53	0	1	0	0	0	0	0	0	0	53	549570	MICHIGAN
42723	GOODWELL, MI COMP	0	12	0	0	0	0	0	0	0	0	0	12	549650	MICHIGAN
42729	MUTTONVILLE, MI FL	7,560	124	0	0	0	0	0	0	0	0	0	7,684	549588	MICHIGAN
42732	CHARLTON, MI FLF	24	672	0	0	0	0	0	0	0	0	0	696	GAYBP	MICHIGAN
42751	WINFIELD, MI SF	0	0	0	0	0	1,780	0	198	0	0	0	1,978	549572	MICHIGAN
42763	GOODWELL, MI SF	0	0	0	0	0	3,292	0	264	0	0	0	3,556	549654	MICHIGAN
42767	CHESTER, MI SF	0	0	0	0	0	5,237	0	0	0	0	0	5,237	540055	MICHIGAN
42768	CHARLTON, MI SF	0	0	0	0	0	5,673	0	0	0	0	0	5,673	549625	MICHIGAN
42774	LINCOLN, MI SF	0	0	0	0	0	4,659	0	0	0	0	0	4,659	549594	MICHIGAN
42778	FREEMAN, MI SF	0	0	0	0	0	2,269	0	0	0	0	0	2,269	540019	MICHIGAN
42783	MUTTONVILLE, MI SF	0	0	0	0	0	1,496	0	0	0	0	0	1,505	549590	MICHIGAN
42786	LOREED, MI SF	0	0	0	0	0	20,766	0	173	0	0	0	20,939	540023	MICHIGAN
42787	REED CITY, MI SF	0	0	0	0	1	3,914	0	416	0	0	0	4,331	549634	MICHIGAN
42860	AUSTIN, MI SF	0	0	0	0	0	0	0	0	0	0	0	0	540001	MICHIGAN
42861	WINFIELD, MI SF	0	0	0	0	0	0	0	0	0	0	0	0	549574	MICHIGAN
42863	GOODWELL, MI SF	0	0	0	0	0	0	0	0	0	0	0	0	549652	MICHIGAN
42867	CHESTER, MI SF	0	0	0	0	0	0	0	0	27	0	0	27	540053	MICHIGAN
42868	CHARLTON, MI SF	0	0	0	0	0	0	0	0	0	0	0	0	549624	MICHIGAN
42874	LINCOLN, MI SF	0	0	0	0	0	0	0	0	0	0	0	0	549596	MICHIGAN
42878	FREEMAN, MI SF	0	0	0	0	0	0	0	0	360	0	0	360	MLWBP	MICHIGAN
42883	MUTTONVILLE, MI SF	0	0	0	0	0	0	0	0	26	0	0	26	549590	MICHIGAN
42886	LOREED, MI SF	0	0	0	0	0	0	0	0	272	0	0	272	540025	MICHIGAN
42887	REED CITY, MI SF	0	0	0	0	0	0	0	0	0	0	0	0	549632	MICHIGAN
42900	COLD SPRINGS 1 SF	0	0	0	0	0	4,044	0	0	0	0	0	4,044	530200	MICHIGAN
	Subtotal - Storage	178,943	4,324	0	1	10	56,609	0	1,050	585	0	0	240,732		

**REVISED  
OCTOBER 2010**

AMR PIPELINE COMPANY  
 USE OF GAS DETAIL - NON STORAGE  
 VOLUMES IN MBOF AT 14.73 F59A  
 SEAGULL COMET CMS DATA

F59B	LOCATION	10		11,12,13,14,16		17		18,19		MCF VOLUME TOTAL	CMS #	
		FUEL	OTHER	PL O	PL M	DEMY	VOLUME	CMS				
		854	854	856	862	859						
27670	OFFSHORE-LATERAL LINES	0	0	0	0	0	0	0	0	0	WC1E7BP	OFFSHORE
27100	OFFSHORE - WEST CAM	0	0	0	0	0	0	0	0	0	WC1E7BP	OFFSHORE
27690	OFFSHORE	0	0	0	0	0	0	0	0	0	SEBP	OFFSHORE
27310	GRAND CHENIER, LA COMP	0	0	0	0	0	13,072	0	13,072	549023		LOUISIANA
27320	LAKE ARTHUR, LA COMP	0	0	0	0	0	0	0	0	549026		LOUISIANA
27330	GRAND CHENIER, LA COMP	0	0	0	0	0	0	0	0	549022		LOUISIANA
27340	OFFSHORE GR CHENIER	0	0	0	0	0	0	0	0	549025		OFFSHORE
27350	GR CHENIER,AMR LATERAL	0	0	0	0	0	0	0	0	549024		LOUISIANA
28200	BLOCK 18B COMPR STA E	0	4,631	0	39	0	0	4,729	39002			OFFSHORE
28210	PATTERSON, LA COMPR	37,612	0	0	0	0	0	37,612	549006			LOUISIANA
28210	PATTERSON, LA COMPR	0	5,332	0	102	0	0	5,434	SEBP			LOUISIANA
28220	EUNICE, LA COMPR STA	25	741	0	0	0	0	766	549018			LOUISIANA
28300	JENA, LA COMPR STA	7,245	0	0	0	0	0	7,245	549030			LOUISIANA
28400	DELHI, LA COMPR STA	44,192	0	0	0	0	0	44,192	549046			LOUISIANA
28600	EUNICE SECT, LA ONSHORE	0	0	0	0	0	0	0	549021			LOUISIANA
28610	EUNICE SECT, LA ONSHORE	0	0	0	0	0	0	0	549020			LOUISIANA
28700	PATTERSON SECT, LA O	0	0	0	0	0	0	0	549041			LOUISIANA
28800	PATTERSON SECT, LA O	0	0	0	0	0	0	0	549047			OFFSHORE
28820	PATTERSON SECT, LA RUG	0	0	120	0	0	0	120	549043			OFFSHORE
28900	JENA SECT, LA (TRANS)	0	0	0	0	0	0	0	ML EBP			LOUISIANA
28220	GREENVILLE SECT, AR	0	0	0	0	0	0	0	549086			ARKANSAS
28230	GREENVILLE, MS COMPR	0	44	0	0	0	0	44	549084			MISSISSIPPI
28230	GREENVILLE, MS BLDG A	71,592	0	0	0	0	0	71,592	549074			MISSISSIPPI
28230	GREENVILLE, MS BLDG B	0	0	0	0	0	0	0	549075			MISSISSIPPI
29230	GREENVILLE VGR FUEL	0	0	0	0	0	0	0	549076			MISSISSIPPI
28260	SARDIS, MS COMPR STA	0	2,762	0	0	0	0	2,762	549082			MISSISSIPPI
28260	SARDIS MASTER FUEL BLDG A	70,767	0	0	0	0	0	70,767	549071			MISSISSIPPI
28260	SARDIS DOM FUEL	0	0	0	0	0	0	0	549072			MISSISSIPPI
29250	BROWNSVILLE MASTER FUEL	111,806	0	0	0	0	0	111,806	549064			TENNESSEE
29290	BROWNSVILLE, TN COMPR	0	226	0	0	0	0	226	549096			TENNESSEE
29320	COTTAGE GROVE EFM C-1	67,400	0	0	0	0	0	67,400	549066			TENNESSEE
29320	COTTAGE GROVE EFM C-2	0	0	0	0	0	0	0	549067			TENNESSEE
29320	COTTAGE GROVE, TN STA	0	0	0	0	0	0	0	549116			TENNESSEE
29330	COTTAGE GROVE SECT, KY	0	0	0	0	0	0	0	MLEBP			KENTUCKY
29360	MADISONVILLE, KY COMP	60,935	457	0	0	0	0	61,452	549134			KENTUCKY
29360	SLAUGHTERS, KY COMP	0	0	0	0	0	0	0	NO METER			
29400	CELESTINE SECT, KY	0	0	0	0	0	0	0	549152			KENTUCKY
29410	CELESTINE, IN COMPR ST	96,779	222	0	0	0	0	97,001	549152			INDIANA
29440	SHELBYVILLE, IN COMPR	79,957	936	0	0	0	0	80,893	549170			INDIANA
29460	SULPHUR SPRINGS, IN C	11,679	0	0	0	0	0	11,679	549196			INDIANA
29470	FORTLAND, IN COMPR ST	57,495	2,417	0	0	0	0	59,912	549194			INDIANA
32350	GAGEBY, TX FIELD COMP	0	0	0	0	0	0	0	549254			TEXAS
32400	EG HILL, TX COMPR STA	61,554	0	0	0	0	0	61,554	549011			TEXAS
32400	EG HILL ENGINE #4	14,371	0	0	0	0	0	14,371	549088			TEXAS
32600	ELK CITY SECT, OK	0	0	0	0	0	0	0	549017			OKLAHOMA
32650	CUSTER, OK FIELD COMP	14,361	865	0	0	0	0	15,386	549063			OKLAHOMA
32660	TRANSOK OK FCUSTER	2,713	0	0	0	0	0	2,713	549061			OKLAHOMA
32690	MOORELAND, OK COMPR	40,256	199	0	0	0	0	40,256	549270			OKLAHOMA
32700	MEADE KS CS	34,081	0	0	0	0	0	34,081	549278			KANSAS
33300	GREENSBURG, KS STA	57,143	0	0	0	0	0	57,143	549296			KANSAS
33310	BUTTERMILK, KS STA	0	0	0	0	0	0	0	549274			KANSAS
33350	ALDEN, KS COMPR STA/S	50,029	0	0	0	0	0	50,029	549314			KANSAS
33400	ENTERPRISE, KS COMPR	49,951	0	0	0	0	0	49,951	549334			KANSAS
33400	ENTERPRISE, KS COMPR - sup #9 only	combined	0	0	0	0	0	0	549334			KANSAS
33450	HAVENSVILLE, KS COMPR	44,353	0	0	0	0	0	44,353	549350			KANSAS
33470	HAVENSVILLE SECT MO	0	0	0	0	0	0	0				MISSOURI
33500	MAITLAND, MO COMPR ST	59,161	0	0	0	0	0	59,161	549364			MISSOURI
33540	LINEVILLE, SECT MO	0	0	0	0	0	0	0	549362			MISSOURI
33550	LINEVILLE, IA COMPR STA	58,772	5,157	0	0	0	0	63,929	549382			IOWA
33600	BIRMINGHAM, IA COMPR	62,761	679	0	0	0	0	63,450	549402			IOWA
36200	NEW WINDSOR, IL COMPR	61,581	84	0	0	0	0	61,665	549420			ILLINOIS
36210	SANDWICH, IL COMPR ST	33,273	960	0	0	0	0	34,179	549438			ILLINOIS
36220	ST JOHN, IN COMPR STA	84,952	2,925	209	0	0	0	87,696	549512			INDIANA
36230	BRIDEMAN, MI COMPR ST	85,640	284	0	0	0	0	85,924	549526			MICHIGAN
36240	HAMILTON, MI COMP ST	107,865	0	0	0	0	0	107,865	549560			MICHIGAN
36250	KOJET, IL COMPR STA	16,753	48	0	0	0	0	16,751	549506			ILLINOIS
36360	LAGRANGE, IN COMPR ST	3,967	717	0	0	0	0	4,704	549544			INDIANA
36370	ORFANCE, OH COMPR ST	109,111	1,242	0	0	0	0	110,353	549212			OHIO
36620	ST. JOHN SECT, IL	0	0	0	0	0	0	0				ILLINOIS
36640	ST. JOHN SECT, MI	N/A	0	0	0	0	0	0				MICHIGAN
36700	LAGRANGE SECT MI	0	0	4	0	0	0	4	549544			MICHIGAN
36740	DEPIANCE, MI	0	0	0	0	0	0	0	549212			OHIO
38200	WOODSTOCK, IL COMPR	6,861	707	18	0	0	0	7,586	549448			ILLINOIS
38220	KEWASKUM, WI COMPR S	0	0	0	0	0	0	0	549496			WISCONSIN
38230	JANESVILLE, WI COMPR S	781	0	0	0	0	0	781	549472			WISCONSIN
38240	MARSHFIELD, WI COMPR	16,224	135	0	0	0	0	16,359	549476			WISCONSIN
38260	WEAUMUECA, WI COMPR	0	46	0	0	0	0	46	549488			WISCONSIN
38270	MOUNTAIN, WI COMPR ST	0	107	0	0	0	0	107	549492			WISCONSIN
38600	EDEN SECT, WI	0	0	0	0	0	0	0	549015			WISCONSIN
38610	STEVENS POINT SECT, WI	0	0	0	0	0	55	55	549059			WISCONSIN
38630	SPRING PRAIRIE SECT, WI	0	0	0	0	0	0	0	549057			WISCONSIN
38640	BONDUEL SECT, WI	0	0	0	0	14	14	14	549006			WISCONSIN
38260	GOODMAN COMPRESSOR STATION	0	56	0	0	0	0	56	549182			WISCONSIN
29600	VERMILION 297 OTHER	0	0	0	0	1,421	1,421	1,421	530192			OFFSHORE
Subtotal - Non-Storage		1,792,376	31,957		248	214	14,562	1,839,457				

Total Storage Fuel 249,732  
 Total Fuel Burned 2,089,189

**ANR PIPELINE COMPANY**  
 USE OF GAS DETAIL - STORAGE  
 VOLUMES IN MSCF AT 14.73 PSIA  
 SEAGULL, COMET, CMS DATA

PSID	LOCATION	30	31,32,33,34,35	37	36	38	41,42,43	44	45	46	39	MCF		STATE
		FUEL	STATION	OPERA	MAINT	GAS	WELLS	EXTRACT	FARMS	WELL	CNG	TOTAL	CMS	
			OTHER	PL	PLT	DEHY	WELLS	EXTRACT	FARMS	MNTNC	CNG	TOTAL	CMS	
		819	818	817	833	821	816	824	826	832	841	TOTAL	#	
42200	WOOLFOLK, MI COMP	81,864	1,362	0	0	0	0	0	0	0	0	63,228	549576	MICHIGAN
42210	LOREED, MI COMP ST	36,835	13	0	0	0	0	0	0	0	0	36,848	540021	MICHIGAN
42260	LINCOLN, MI COMP ST	49,907	0	0	0	0	0	0	0	0	0	49,907	549592	MICHIGAN
42310	CHESTER, MI COMP	22,047	2,089	0	0	0	0	0	0	0	0	24,136	540051	MICHIGAN
42600	AUSTIN, MI SF	0	0	0	0	0	3,479	0	9	0	0	3,488	540003	MICHIGAN
42722	WINFIELD, MI COMP	0	52	0	1	0	0	0	0	0	0	53	549570	MICHIGAN
42723	GOODWELL, MI COMP	0	12	0	0	0	0	0	0	0	0	12	549650	MICHIGAN
42729	MUTTONVILLE, MI FL	7,566	124	0	0	0	0	0	0	0	0	7,690	549688	MICHIGAN
42732	CHARLTON, MI FL	24	672	0	0	0	0	0	0	0	0	696	GAYBP	MICHIGAN
42761	WINFIELD, MI SF	0	0	0	0	0	1,780	0	198	0	0	1,978	549572	MICHIGAN
42763	GOODWELL, MI SF	0	0	0	0	0	3,292	0	264	0	0	3,556	549654	MICHIGAN
42767	CHESTER, MI SF	0	0	0	0	0	5,237	0	0	0	0	5,237	540055	MICHIGAN
42768	CHARLTON, MI SF	0	0	0	0	0	5,673	0	0	0	0	5,673	549625	MICHIGAN
42774	LINCOLN, MI SF	0	0	0	0	0	4,659	0	0	0	0	4,659	549594	MICHIGAN
42778	FREEMAN, MI SF	0	0	0	0	0	2,269	0	0	0	0	2,269	540019	MICHIGAN
42783	MUTTONVILLE, MI SF	0	0	0	0	9	1,496	0	0	0	0	1,505	549590	MICHIGAN
42786	LOREED, MI SF	0	0	0	0	0	20,706	0	173	0	0	20,939	540023	MICHIGAN
42787	REED CITY, MI SF	0	0	0	0	1	3,914	0	416	0	0	4,331	549634	MICHIGAN
42860	AUSTIN, MI SF	0	0	0	0	0	0	0	0	0	0	0	540001	MICHIGAN
42861	WINFIELD, MI SF	0	0	0	0	0	0	0	0	0	0	0	549574	MICHIGAN
42863	GOODWELL, MI SF	0	0	0	0	0	0	0	0	0	0	0	549652	MICHIGAN
42867	CHESTER, MI SF	0	0	0	0	0	0	0	0	27	0	27	540053	MICHIGAN
42868	CHARLTON, MI SF	0	0	0	0	0	0	0	0	0	0	0	549624	MICHIGAN
42874	LINCOLN, MI SF	0	0	0	0	0	0	0	0	0	0	0	549596	MICHIGAN
42878	FREEMAN, MI SF	0	0	0	0	0	0	0	0	360	0	360	MLWBP	MICHIGAN
42883	MUTTONVILLE, MI SF	0	0	0	0	0	0	0	0	26	0	26	549590	MICHIGAN
42886	LOREED, MI SF	0	0	0	0	0	0	0	0	272	0	272	540025	MICHIGAN
42887	REED CITY, MI SF	0	0	0	0	0	0	0	0	0	0	0	549632	MICHIGAN
42900	COLD SPRINGS 1 SF	0	0	0	0	0	4,044	0	0	0	0	4,044	330200	MICHIGAN
	Subtotal - Storage	176,043	4,324	0	1	10	56,609	0	1,060	685	0	240,732		

**NOVEMBER 2010**

NOVEMBER 2010 REPORT  
 ANR PIPELINE COMPANY  
 USE OF GAS DETAIL - NON STORAGE  
 VOLUMES IN MSCF AT 14.73 PSIA  
 SEAGULL, COMET, CMS DATA

PSID	LOCATION	10	11,12,13,14,15	17	16	18,19	MCF		
		FUEL	OTHER	PL O	PL M	DEHY	VOLUME	CMS	
		854	854	856	863	859	TOTAL	#	
27070	OFFSHORE-LATERAL LINES	0	0	0	0	0	0	WC167BP	OFFSHORE
27100	OFFSHORE - WEST CAM	0	0	0	0	0	0	WC167BP	OFFSHORE
27090	OFFSHORE-	0	0	0	0	0	0	SEBP	OFFSHORE
27310	GRAND CHENIER, LA COM	0	0	0	0	0	0	549023	LOUISIANA
27320	LAKE ARTHUR, LA COMP	0	0	0	0	0	0	549026	LOUISIANA
27330	GRAND CHENIER, LA COM	0	0	0	0	0	0	549022	LOUISIANA
27340	OFFSHORE GR CHENIER	0	0	0	0	0	0	549025	OFFSHORE
27350	GR CHENIER-ANR LATERAL	0	0	0	331	0	331	549024	LOUISIANA
28200	BLOCK 188 COMPR STA E	0	4,392	0	167	0	4,559	549002	OFFSHORE
28210	PATTERSON, LA COMPR	35,390	0	0	0	0	35,390	549006	LOUISIANA
28210	PATTERSON, LA COMPR	0	5,910	0	300	0	6,210	SEBP	LOUISIANA
28230	EUNICE, LA COMPR STA	2,337	826	0	0	0	3,163	549018	LOUISIANA
28300	JENA, LA COMPR STA	2,398	0	0	0	0	2,398	549030	LOUISIANA
28400	DELHI, LA COMPR STA	14,279	5	0	0	0	14,284	549046	LOUISIANA
28600	EUNICE SECT, LA ONSHORE	0	0	0	0	0	0	549021	LOUISIANA
28610	EUNICE SECT, LA ONSHORE	0	0	0	0	0	0	549020	LOUISIANA
28700	PATTERSON SECT, LA O	0	0	0	0	0	0	540041	LOUISIANA
28800	PATTERSON SECT, LA O	0	0	0	16	0	16	540047	OFFSHORE
28820	PATTERSON SECT, LA EUG	0	0	119	0	0	119	540043	OFFSHORE
28900	JENA SECT, LA (TRANS)	0	0	0	0	0	0	MLEBP	LOUISIANA
29220	GREENVILLE SECT, AR	0	0	0	0	0	0	549066	ARKANSAS
29230	GREENVILLE, MS COMPR	0	7,134	0	0	0	7,134	549064	MISSISSIPPI
29230	GREENVILLE, MS BLDG A	62,186	0	0	0	0	62,186	540074	MISSISSIPPI
29230	GREENVILLE, MS BLDG B	0	0	0	0	0	0	540075	MISSISSIPPI
29230	GREENVILLE VGR FUEL	0	0	0	0	0	0	540076	MISSISSIPPI
29260	SARDIS, MS COMPR STA	0	0	0	0	0	0	549082	MISSISSIPPI
29260	SARDIS MASTER FUEL BLDG A	57,499	0	0	0	0	57,499	540071	MISSISSIPPI
29260	SARDIS DOM FUEL	0	0	0	0	0	0	540072	MISSISSIPPI
29290	BROWNSVILLE MASTER FUEL	101,051	0	0	0	0	101,051	540064	TENNESSEE
29290	BROWNSVILLE, TN COMPR	0	0	0	0	0	0	549088	TENNESSEE
29320	COTTAGE GROVE EFM C-1	22,882	0	0	0	0	22,882	540066	TENNESSEE
29320	COTTAGE GROVE EFM C-2	21,040	0	0	0	0	21,040	540067	TENNESSEE
29320	COTTAGE GROVE, TN STA	0	0	0	0	0	0	549116	TENNESSEE
29330	COTTAGE GROVE SECT, KY	0	0	0	0	0	0	MLEBP	KENTUCKY
29350	MADISONVILLE, KY COMP	59,744	1,138	0	0	0	60,882	549134	KENTUCKY
29380	SLAUGHTERS, KY COMP	0	0	0	0	0	0	NO METER	
29400	CELESTINE SECT KY	0	0	0	0	0	0	549152	KENTUCKY
29410	CELESTINE, IN COMPR ST	55,207	1,198	0	0	0	56,405	549152	INDIANA
29440	SHELBYVILLE, IN COMPR	54,573	2,829	0	0	0	57,402	549170	INDIANA
29460	SULPHUR SPRINGS, IN C	7,962	80	0	0	0	8,042	549190	INDIANA
29470	PORTLAND, IN COMPR ST	33,537	1,964	0	0	0	35,501	549194	INDIANA
32350	GAGEBY, TX FIELD COMP	0	11	0	0	0	11	549254	TEXAS
32400	EG HILL, TX COMPR STA	57,711	0	0	0	0	57,711	540011	TEXAS
32400	E G HILL ENGINE #4	14,722	0	0	0	0	14,722	540098	TEXAS
32500	ELK CITY SECT, OK	0	0	0	0	0	0	540017	OKLAHOMA
32550	CUSTER, OK FIELD COMP	13,355	0	0	0	0	13,355	540063	OKLAHOMA
32560	TRANSOK OK FC/CUSTER	2,918	0	0	0	0	2,918	540061	OKLAHOMA
32600	MOORELAND, OK COMPR	43,156	568	0	0	0	43,724	549270	OKLAHOMA
32700	MEADE KS CS	39,828	0	0	0	0	39,828	549278	KANSAS
33300	GREENSBURG, KS STA	43,483	0	0	0	0	43,483	549286	KANSAS
33310	BUTTERMILK, KS STA	1	0	0	0	0	1	549274	KANSAS
33350	ALDEN, KS COMPR STA/S	60,702	0	0	0	0	60,702	549314	KANSAS
33400	ENTERPRISE, KS COMPR	59,235	0	0	0	0	59,235	549334	KANSAS
33400	ENTERPRISE, KS COMPR - eng #9 only	combined	0	0	0	0	0	549334	KANSAS
33450	HAVENSVILLE, KS COMPR	54,502	0	0	0	0	54,502	549358	KANSAS
33470	HAVENSVILLE SECT MO	0	0	0	0	0	0		MISSOURI
33500	MAITLAND, MO COMPR ST	63,922	0	0	0	0	63,922	549364	MISSOURI
33540	LINEVILLE SECT MO	0	0	0	0	0	0	549382	MISSOURI
33550	LINEVILLE, IA COMPR STA	71,999	9,384	0	0	0	81,383	549382	IOWA
33600	BIRMINGHAM, IA COMPR	70,394	908	0	0	0	71,302	549402	IOWA
36200	NEW WINDSOR, IL COMPR	69,085	5	0	0	0	69,090	549420	ILLINOIS
36210	SANDWICH, IL COMPR ST	52,156	1,699	0	0	0	53,855	549438	ILLINOIS
36220	ST JOHN, IN COMPR STA	53,259	2,092	701	0	0	56,052	549512	INDIANA
36230	BRIDGMAN, MI COMPR ST	2,283	3,066	0	0	0	5,349	549526	MICHIGAN
36240	HAMILTON, MI COMP ST	93,769	2,539	0	0	0	96,308	549550	MICHIGAN
36250	JOLIET, IL COMPR STA	25,695	0	0	0	0	25,695	549508	ILLINOIS
36300	LAGRANGE, IN COMPR ST	0	1,579	0	0	0	1,579	549544	INDIANA
36310	DEFIANCE, OH COMPR ST	83,049	1,689	0	0	0	84,738	549212	OHIO
36620	ST JOHN SECT, IL	0	0	0	0	0	0		ILLINOIS
36640	ST JOHN SECT, MI	N/A	0	0	0	0	0		MICHIGAN
36700	LAGRANGE SECT, MI	0	0	0	0	0	0	549544	MICHIGAN
36740	DEFIANCE, MI	0	0	0	0	0	0	549212	OHIO
38200	WOODSTOCK, IL COMPR	0	2,228	40	0	0	2,268	549448	ILLINOIS
38220	KEWASKUM, WI COMPR S	11,331	0	0	0	0	11,331	549496	WISCONSIN
38230	JANESVILLE, WI COMPR S	5,713	271	0	0	0	5,984	549472	WISCONSIN
38240	MARSHFIELD, WI COMPR	4,269	377	0	0	0	4,646	549476	WISCONSIN
38260	WEYAUWEGA, WI COMPR	1,186	349	0	0	0	1,535	549488	WISCONSIN
38270	MOUNTAIN, WI COMPR ST	98	420	0	0	0	516	549492	WISCONSIN
38600	EDEN SECT, WI	0	0	0	0	0	0	540015	WISCONSIN
38610	STEVENS POINT SECT, W	0	0	0	0	99	99	540059	WISCONSIN
38630	SPRING PRAIRIE SECT, W	0	0	0	0	0	0	540057	WISCONSIN
38640	BONDUEL SECT, WI	0	0	0	0	106	106	540005	WISCONSIN
38203	GOODMAN COMPRESSOR STATION	59	170	0	0	0	229	540102	WISCONSIN
28800	VERMILLION 397 OTHER	0	0	0	0	1,439	1,439	530182	OFFSHORE
	Subtotal - Non-Storage	1,527,963	52,831	860	814	1,644	1,584,112		
	Total Storage Fuel						168,390		
	Total Fuel Burned						1,752,502		



**ANR PIPELINE COMPANY**  
**USE OF GAS DETAIL - STORAGE**  
**VOLUMES IN MSCF AT 14.73 PSIA**  
**SEAGULL, COMET, CMS DATA**

PSID	LOCATION	30			31,32,33,34,35			37			36			38			41,42,43			44			45			46			39			STATE
		FUEL	STATION	OTHER	OPERA	MAINT	GAS	WELLS	EXTRACT	FARMS	WELL	MNTNC	CNG	VOLUME	CMS	WELLS	EXTRACT	FARMS	WELL	MNTNC	CNG	VOLUME	CMS	WELLS	EXTRACT	FARMS	WELL	MNTNC	CNG	VOLUME	CMS	
		819	818	817	833	821	816	824	826	832	841	TOTAL	#																			
42200	WOOLFOLK, MI COMP	38,375	2,177	0	0	0	0	0	0	0	0	40,552	549576	MICHIGAN																		
42210	LOREED, MI COMP ST	4,477	9	0	0	9	0	0	0	0	0	4,495	540021	MICHIGAN																		
42200	LINCOLN, MI COMP ST	54,580	0	0	0	0	0	0	0	0	0	54,580	549592	MICHIGAN																		
42310	CHESTER, MI COMP	4,743	515	0	0	0	0	0	0	0	0	5,258	540051	MICHIGAN																		
42600	AUSTIN, MI SF	0	0	0	0	0	4,574	0	31	0	0	4,605	540003	MICHIGAN																		
42722	WINFIELD, MI COMP	1,595	294	0	0	0	0	0	0	0	0	1,889	549570	MICHIGAN																		
42723	GOODWELL, MI COMP	0	100	0	0	0	0	0	0	0	0	100	549650	MICHIGAN																		
42728	MUTTONVILLE, MI FL	0	965	0	0	0	0	0	0	0	0	965	549588	MICHIGAN																		
42732	CHARLTON, MI FLF	4	966	0	0	0	0	0	0	0	0	990	GAYBP	MICHIGAN																		
42781	WINFIELD, MI SF	0	0	0	1	163	1,657	0	229	0	0	2,050	549572	MICHIGAN																		
42783	GOODWELL, MI SF	0	0	0	0	0	3,241	0	390	0	0	3,631	549654	MICHIGAN																		
42787	CHESTER, MI SF	0	0	0	0	0	5,240	0	0	0	0	5,240	540055	MICHIGAN																		
42788	CHARLTON, MI SF	0	0	0	0	0	5,192	0	0	0	0	5,192	549625	MICHIGAN																		
42774	LINCOLN, MI SF	0	0	0	0	0	4,588	0	0	0	0	4,588	549594	MICHIGAN																		
42778	FREEMAN, MI SF	0	0	0	0	0	2,209	0	0	0	0	2,209	540019	MICHIGAN																		
42783	MUTTONVILLE, MI SF	0	0	0	0	253	1,459	0	0	0	0	1,712	549590	MICHIGAN																		
42786	LOREED, MI SF	0	0	0	0	0	20,108	0	182	0	0	20,290	540023	MICHIGAN																		
42787	REED CITY, MI SF	0	0	0	20	26	3,704	0	600	0	0	4,350	549634	MICHIGAN																		
42860	AUSTIN, MI SF	0	0	0	0	0	0	0	0	1,617	0	1,617	540001	MICHIGAN																		
42861	WINFIELD, MI SF	0	0	0	0	0	0	0	0	0	0	0	549574	MICHIGAN																		
42863	GOODWELL, MI SF	0	0	0	0	0	0	0	0	0	0	0	549652	MICHIGAN																		
42867	CHESTER, MI SF	0	0	0	0	0	0	0	0	0	0	0	540053	MICHIGAN																		
42868	CHARLTON, MI SF	0	0	0	0	0	0	0	0	38	0	38	549624	MICHIGAN																		
42874	LINCOLN, MI SF	0	0	0	0	0	0	0	0	0	0	0	549596	MICHIGAN																		
42878	FREEMAN, MI SF	0	0	0	0	0	0	0	0	0	0	0	MLWBP	MICHIGAN																		
42883	MUTTONVILLE, MI SF	0	0	0	0	0	0	0	0	0	0	0	549590	MICHIGAN																		
42886	LOREED, MI SF	0	0	0	0	0	0	0	0	0	0	0	540025	MICHIGAN																		
42887	REED CITY, MI SF	0	0	0	0	0	0	0	0	0	0	0	549632	MICHIGAN																		
42900	COLD SPRINGS 1 SF	0	0	0	0	0	4,039	0	0	0	0	4,039	530200	MICHIGAN																		
	Subtotal - Storage	103,774	5,046	0	21	451	56,011	0	1,432	1,655	0	168,390																				

**REVISED  
NOVEMBER 2010**

NOVEMBER 2010 REPORT  
 ANR PIPELINE COMPANY  
 USE OF GAS DETAIL - NON STORAGE  
 VOLUMES IN MSCF AT 14.73 PSIA  
 SEAGULL, COMET, CMS DATA

PSID	LOCATION	REVENUE PER MONTH					MCF TOTAL	CMS #	
		10	11,12,13,14,15	17	16	18,19			
		FUEL 854	OTHER 854	PL O 856	PL M 863	DEHY 859			
27070	OFFSHORE-LATERAL LINES	0	0	0	0	0	0	WC167BP	OFFSHORE
27100	OFFSHORE - WEST CAM	0	0	0	0	0	0	WC167BP	OFFSHORE
27090	OFFSHORE-	0	0	0	0	0	0	SEBP	OFFSHORE
27310	GRAND CHENIER, LA COM	0	0	0	0	11,936	11,936	549023	LOUISIANA
27320	LAKE ARTHUR, LA COMP	0	0	0	0	0	0	549026	LOUISIANA
27330	GRAND CHENIER, LA COM	0	0	0	0	0	0	549022	LOUISIANA
27340	OFFSHORE GR CHENIER	0	0	0	0	0	0	549025	OFFSHORE
27350	GR CHENIER-ANR LATERAL	0	0	0	331	0	331	549024	LOUISIANA
28200	BLOCK 188 COMPR STA E	0	4,392	0	167	0	4,559	549002	OFFSHORE
28210	PATTERSON, LA COMPR	35,390	0	0	0	0	35,390	549006	LOUISIANA
28210	PATTERSON, LA COMPR	0	5,910	0	300	0	6,210	SEBP	LOUISIANA
28230	EUNICE, LA COMPR STA	2,337	2,278	0	0	0	4,615	549018	LOUISIANA
28300	JENA, LA COMPR STA	2,398	0	0	0	0	2,398	549030	LOUISIANA
28400	DELHI, LA COMPR STA	14,279	5	0	0	0	14,284	549046	LOUISIANA
28600	EUNICE SECT, LA ONSHORE	0	0	0	0	0	0	549021	LOUISIANA
28610	EUNICE SECT, LA ONSHORE	0	0	0	0	0	0	549020	LOUISIANA
28700	PATTERSON SECT, LA O	0	0	0	0	0	0	540041	LOUISIANA
28800	PATTERSON SECT, LA O	0	0	0	16	0	16	540047	OFFSHORE
28820	PATTERSON SECT, LA EUG	0	0	119	0	0	119	540043	OFFSHORE
28900	JENA SECT, LA (TRANS)	0	0	0	0	0	0	MLEBP	LOUISIANA
29220	GREENVILLE SECT, AR	0	0	0	0	0	0	549066	ARKANSAS
29230	GREENVILLE, MS COMPR	0	7,134	0	0	0	7,134	549064	MISSISSIPPI
29230	GREENVILLE, MS BLDG A	62,186	0	0	0	0	62,186	540074	MISSISSIPPI
29230	GREENVILLE, MS BLDG B	0	0	0	0	0	0	540075	MISSISSIPPI
29230	GREENVILLE VGR FUEL	0	0	0	0	0	0	540076	MISSISSIPPI
29260	SARDIS, MS COMPR STA	0	0	0	0	0	0	549082	MISSISSIPPI
29260	SARDIS MASTER FUEL BLDG A	57,499	0	0	0	0	57,499	540071	MISSISSIPPI
29260	SARDIS DOM FUEL	0	0	0	0	0	0	540072	MISSISSIPPI
29290	BROWNSVILLE MASTER FUEL	101,051	0	0	0	0	101,051	540064	TENNESSEE
29290	BROWNSVILLE, TN COMPR	0	550	0	0	0	550	549098	TENNESSEE
29320	COTTAGE GROVE EFM C-1	22,882	0	0	0	0	22,882	540066	TENNESSEE
29320	COTTAGE GROVE EFM C-2	21,040	0	0	0	0	21,040	540067	TENNESSEE
29320	COTTAGE GROVE, TN STA	0	0	0	0	0	0	549116	TENNESSEE
29330	COTTAGE GROVE SECT, KY	0	0	0	0	0	0	MLEBP	KENTUCKY
29350	MADISONVILLE, KY COMP	59,744	1,138	0	0	0	60,882	549134	KENTUCKY
29380	SLAUGHTERS, KY COMP	0	0	0	0	0	0	NO METER	
29400	CELESTINE SECT KY	0	0	0	0	0	0	549152	KENTUCKY
29410	CELESTINE, IN COMPR ST	55,207	1,198	0	0	0	56,405	549152	INDIANA
29440	SHELBYVILLE, IN COMPR	54,728	2,829	0	0	0	57,557	549170	INDIANA
29460	SULPHUR SPRINGS, IN C	7,962	80	0	0	0	8,042	549190	INDIANA
29470	PORTLAND, IN COMPR ST	33,537	1,964	0	0	0	35,501	549194	INDIANA
32350	GAGEBY, TX FIELD COMP	0	11	0	0	0	11	549254	TEXAS
32400	EG HILL, TX COMPR STA	57,711	274	0	0	0	57,985	540011	TEXAS
32400	E G HILL ENGINE #4	14,722	0	0	0	0	14,722	540098	TEXAS
32500	ELK CITY SECT, OK	0	0	0	0	0	0	540017	OKLAHOMA
32550	CUSTER, OK FIELD COMP	13,355	228	0	0	0	13,583	540063	OKLAHOMA
32560	TRANSOK OK FC/CUSTER	2,918	9	0	0	0	2,927	540061	OKLAHOMA
32800	MOORELAND, OK COMPR	43,156	568	0	0	0	43,724	549270	OKLAHOMA
32700	MEADE KS CS	39,828	0	0	0	0	39,828	549278	KANSAS
33300	GREENSBURG, KS STA	43,483	0	0	0	0	43,483	549296	KANSAS
33310	BUTTERMILK, KS STA	1	0	0	0	0	1	549274	KANSAS
33350	ALDEN, KS COMPR STA/S	60,702	0	0	0	0	60,702	549314	KANSAS
33400	ENTERPRISE, KS COMPR	59,235	0	0	0	0	59,235	549334	KANSAS
33400	ENTERPRISE, KS COMPR - eng #5 only	combined	0	0	0	0	0	549334	KANSAS
33450	HAVENSVILLE, KS COMPR	54,502	0	0	0	0	54,502	549358	KANSAS
33470	HAVENSVILLE SECT MO	0	0	0	0	0	0		MISSOURI
33500	MAYLAND, MO COMPR ST	63,922	0	0	0	0	63,922	549364	MISSOURI
33540	LINEVILLE SECT MO	0	0	0	0	0	0	549382	MISSOURI
33550	LINEVILLE, IA COMPR STA	71,999	9,384	0	0	0	81,383	549382	IOWA
33600	BIRMINGHAM, IA COMPR	70,394	908	0	0	0	71,302	549402	IOWA
36200	NEW WINDSOR, IL COMPR	69,085	15	0	0	0	69,100	549420	ILLINOIS
36210	SANDWICH, IL COMPR ST	52,156	2,057	0	0	0	54,213	549438	ILLINOIS
36220	ST JOHN, IN COMPR STA/	53,259	2,092	701	0	0	56,052	549512	INDIANA
36230	BRIDGMAN, MI COMPR ST	2,283	3,066	0	0	0	5,349	549526	MICHIGAN
36240	HAMILTON, MI COMP ST	93,769	2,539	0	0	0	96,308	549550	MICHIGAN
36250	JOLIET, IL COMPR STA	25,695	0	0	0	0	25,695	549508	ILLINOIS
36300	LAGRANGE, IN COMPR ST	0	1,579	0	0	0	1,579	549544	INDIANA
36310	DEFIANCE, OH COMPR ST	83,049	1,689	0	0	0	84,738	549212	OHIO
36620	ST. JOHN SECT, IL	0	0	0	0	0	0		ILLINOIS
36640	ST. JOHN SECT, MI	N/A	0	0	0	0	0		MICHIGAN
36700	LAGRANGE SECT, MI	0	0	0	0	0	0	549544	MICHIGAN
36740	DEFIANCE, MI	0	0	0	0	0	0	549212	OHIO
38200	WOODSTOCK, IL COMPR	0	2,228	40	0	0	2,268	549448	ILLINOIS
38220	KEWASKUM, WI COMPR S	11,331	0	0	0	0	11,331	549496	WISCONSIN
38230	JANESVILLE, WI COMPR S	5,713	271	0	0	0	5,984	549472	WISCONSIN
38240	MARSHFIELD, WI COMPR	4,269	377	0	0	0	4,646	549476	WISCONSIN
38260	WEYAUWEGA, WI COMPR	1,186	349	0	0	0	1,535	549488	WISCONSIN
38270	MOUNTAIN, WI COMPR ST	96	420	0	0	0	516	549492	WISCONSIN
38600	EDEN SECT, WI	0	0	0	0	0	0	540015	WISCONSIN
38610	STEVENS POINT SECT, W	0	0	0	0	99	99	540059	WISCONSIN
38630	SPRING PRAIRIE SECT, W	0	0	0	0	0	0	540057	WISCONSIN
38640	BONDUEL SECT, WI	0	0	0	0	106	106	540005	WISCONSIN
38203	GOODMAN COMPRESSOR STATION	59	170	0	0	229	229	540102	WISCONSIN
28800	VERMILION 397 OTHER	0	0	0	0	1,439	1,439	530192	OFFSHORE
	Subtotal - Non-Storage	1,528,118	55,712	860	814	13,580	1,599,084		
	Total Storage Fuel						168,390		
	Total Fuel Burned						1,767,474		

NOVEMBER 2010 REPORT

ANR PIPELINE COMPANY  
 USE OF GAS DETAIL - STORAGE  
 VOLUMES IN MSCF AT 14.73 PSIA  
 SEAGULL, COMET, CMS DATA

PSID	LOCATION	30	31	32	33	34	35	37	36	38	41,42,43	44	45	46	39	MCF		STATE
		FUEL	STATION	OTHER	OPERA	MAINT	GAS	WELLS	EXTRACT	FARMS	WELL	CNG	VOLUME	CMS				
		819	816	817	833	821	816	824	826	832	841	TOTAL	#					
42200	WOOLFOLK, MI COMP	38,375	2,177	0	0	0	0	0	0	0	0	0	0	0	0	40,552	549576	MICHIGAN
42210	LOREED, MI COMP ST	4,477	9	0	0	9	0	0	0	0	0	0	0	0	0	4,486	549021	MICHIGAN
42260	LINCOLN, MI COMP ST	54,580	0	0	0	0	0	0	0	0	0	0	0	0	0	54,580	549392	MICHIGAN
42310	CHESTER, MI COMP	4,743	515	0	0	0	0	0	0	0	0	0	0	0	0	5,258	549051	MICHIGAN
42600	AUSTIN, MI SF	0	0	0	0	0	4,574	0	0	31	0	0	0	0	0	4,605	549003	MICHIGAN
42722	WINFIELD, MI COMP	1,595	294	0	0	0	0	0	0	0	0	0	0	0	0	1,889	549570	MICHIGAN
42723	GOODWELL, MI COMP	0	100	0	0	0	0	0	0	0	0	0	0	0	0	100	549650	MICHIGAN
42729	MUTTONVILLE, MI FL	0	965	0	0	0	0	0	0	0	0	0	0	0	0	965	549588	MICHIGAN
42732	CHARLTON, MI FLF	4	986	0	0	0	0	0	0	0	0	0	0	0	0	990	GAYBP	MICHIGAN
42761	WINFIELD, MI SF	0	0	0	1	163	1,657	0	0	229	0	0	0	0	0	2,050	549572	MICHIGAN
42763	GOODWELL, MI SF	0	0	0	0	0	3,241	0	0	390	0	0	0	0	0	3,631	549654	MICHIGAN
42767	CHESTER, MI SF	0	0	0	0	0	5,240	0	0	0	0	0	0	0	0	5,240	549055	MICHIGAN
42768	CHARLTON, MI SF	0	0	0	0	0	5,192	0	0	0	0	0	0	0	0	5,192	549625	MICHIGAN
42774	LINCOLN, MI SF	0	0	0	0	0	4,588	0	0	0	0	0	0	0	0	4,588	549594	MICHIGAN
42778	FREEMAN, MI SF	0	0	0	0	0	2,209	0	0	0	0	0	0	0	0	2,209	549019	MICHIGAN
42783	MUTTONVILLE, MI SF	0	0	0	0	253	1,459	0	0	0	0	0	0	0	0	1,712	549590	MICHIGAN
42786	LOREED, MI SF	0	0	0	0	0	20,108	0	0	182	0	0	0	0	0	20,290	549023	MICHIGAN
42787	REED CITY, MI SF	0	0	0	20	26	3,704	0	0	600	0	0	0	0	0	4,350	549634	MICHIGAN
42860	AUSTIN, MI SF	0	0	0	0	0	0	0	0	0	1,617	0	0	0	0	1,617	549001	MICHIGAN
42861	WINFIELD, MI SF	0	0	0	0	0	0	0	0	0	0	0	0	0	0	0	549574	MICHIGAN
42863	GOODWELL, MI SF	0	0	0	0	0	0	0	0	0	0	0	0	0	0	0	549652	MICHIGAN
42867	CHESTER, MI SF	0	0	0	0	0	0	0	0	0	0	0	0	0	0	0	549053	MICHIGAN
42868	CHARLTON, MI SF	0	0	0	0	0	0	0	0	0	38	0	0	0	0	38	549624	MICHIGAN
42874	LINCOLN, MI SF	0	0	0	0	0	0	0	0	0	0	0	0	0	0	0	549596	MICHIGAN
42878	FREEMAN, MI SF	0	0	0	0	0	0	0	0	0	0	0	0	0	0	0	MLWBP	MICHIGAN
42883	MUTTONVILLE, MI SF	0	0	0	0	0	0	0	0	0	0	0	0	0	0	0	549590	MICHIGAN
42886	LOREED, MI SF	0	0	0	0	0	0	0	0	0	0	0	0	0	0	0	549025	MICHIGAN
42887	REED CITY, MI SF	0	0	0	0	0	0	0	0	0	0	0	0	0	0	0	549632	MICHIGAN
42900	COLD SPRINGS 1 SF	0	0	0	0	0	4,039	0	0	0	0	0	0	0	0	4,039	530200	MICHIGAN
	Subtotal - Storage	103,774	5,046	0	21	451	56,011	0	0	1,432	1,655	0	166,390					

**DECEMBER 2010**

DECEMBER 2010 REPORT  
 ANR PIPELINE COMPANY  
 USE OF GAS DETAIL - NON STORAGE  
 VOLUMES IN MSCF AT 14.73 PSIA  
 SEAGULL, COMET, CMS DATA

PSID	LOCATION	INITIAL					MCF VOLUME	CMS #	
		10	11,12,13,14,15	17	16	18,19			
		FUEL	OTHER	PL O	PL M	DEHY	TOTAL		
		854	854	856	863	859			
27070	OFFSHORE-LATERAL LINES	0	0	0	0	0	0	WC167BP	OFFSHORE
27100	OFFSHORE - WEST CAM	0	0	0	0	0	0	WC167BP	OFFSHORE
27090	OFFSHORE	0	0	0	0	0	0	SEBP	OFFSHORE
27310	GRAND CHENIER, LA COMP	0	0	0	0	0	0	549023	LOUISIANA
27320	LAKE ARTHUR, LA COMP	0	0	0	0	0	0	549026	LOUISIANA
27330	GRAND CHENIER, LA COMP	0	0	0	0	0	0	549022	LOUISIANA
27340	OFFSHORE GR CHENIER	0	0	0	0	0	0	549025	OFFSHORE
27350	GR CHENIER-ANR LATERAL	0	0	0	0	0	0	549024	LOUISIANA
28200	BLOCK 188 COMPR STA E	0	4,422	0	193	0	4,615	549002	OFFSHORE
28210	PATTERSON, LA COMPR	46,530	0	0	0	0	46,530	549006	LOUISIANA
28210	PATTERSON, LA COMPR	0	7,094	0	346	0	7,350	SEBP	LOUISIANA
28230	EUNICE, LA COMPR STA	3,224	89	0	0	0	3,313	549018	LOUISIANA
28300	JENA, LA COMPR STA	1,908	33	0	0	0	1,941	549030	LOUISIANA
28400	DELHI, LA COMPR STA	16,852	0	0	0	0	16,852	549046	LOUISIANA
28600	EUNICE SECT, LA ONSHORE	0	0	0	0	0	0	549021	LOUISIANA
28610	EUNICE SECT, LA ONSHORE	0	0	0	0	0	0	549020	LOUISIANA
28700	PATTERSON SECT, LA O	0	0	0	25	0	25	540041	LOUISIANA
28800	PATTERSON SECT, LA O	0	0	0	8	0	8	540047	OFFSHORE
28820	PATTERSON SECT, LA EUG	0	0	120	0	0	120	540043	OFFSHORE
28900	JENA SECT, LA (TRANS)	0	0	0	0	0	0	MLEBP	LOUISIANA
29220	GREENVILLE SECT. AR	0	0	0	0	0	0	549066	ARKANSAS
29230	GREENVILLE, MS COMPR	0	21,777	0	0	0	21,777	549064	MISSISSIPPI
29230	GREENVILLE, MS BLDG A	47,405	0	0	0	0	47,405	540074	MISSISSIPPI
29230	GREENVILLE, MS BLDG B	0	0	0	0	0	0	540075	MISSISSIPPI
29230	GREENVILLE VGR FUEL	0	0	0	0	0	0	540076	MISSISSIPPI
29260	SARDIS, MS COMPR STA	0	42	0	0	0	42	549082	MISSISSIPPI
29260	SARDIS MASTER FUEL BLDG A	59,713	0	0	0	0	59,713	540071	MISSISSIPPI
29260	SARDIS DOM FUEL	0	0	0	0	0	0	540072	MISSISSIPPI
29290	BROWNSVILLE MASTER FUEL	101,967	0	0	0	0	101,967	540064	TENNESSEE
29290	BROWNSVILLE, TN COMPR	0	0	0	0	0	0	549098	TENNESSEE
29320	COTTAGE GROVE EFM C-1	30,460	0	0	0	0	30,460	540066	TENNESSEE
29320	COTTAGE GROVE EFM C-2	0	0	0	0	0	0	540067	TENNESSEE
29320	COTTAGE GROVE, TN STA	0	0	0	0	0	0	549116	TENNESSEE
29330	COTTAGE GROVE SECT, KY	0	0	0	41,198	0	41,198	MLEBP	KENTUCKY
29350	MADISONVILLE, KY COMP	47,936	0	0	0	0	47,936	549134	KENTUCKY
29380	SLAUGHTERS, KY COMP	0	0	0	0	0	0	NO METER	
29400	CELESTINE SECT KY	0	0	0	0	0	0	549152	KENTUCKY
29410	CELESTINE, IN COMPR ST	49,273	1,568	0	0	0	50,841	549152	INDIANA
29440	SHELBYVILLE, IN COMPR	71,352	3,700	0	0	0	75,052	549170	INDIANA
29460	SULPHUR SPRINGS, IN C	19,594	96	0	0	0	19,690	549190	INDIANA
29470	PORTLAND, IN COMPR ST	3,753	1,900	0	0	0	5,653	549194	INDIANA
32350	GAGEBY, TX FIELD COMP	0	0	0	0	0	0	549254	TEXAS
32400	EG HILL, TX COMPR STA	65,211	20	0	0	0	65,231	540011	TEXAS
32400	E G HILL ENGINE #4	14,618	0	0	0	0	14,618	540098	TEXAS
32500	ELK CITY SECT, OK	0	0	0	0	0	0	540017	OKLAHOMA
32550	CUSTER, OK FIELD COMP	16,370	142	0	0	0	16,512	540063	OKLAHOMA
32560	TRANSOK OK FC/CUSTER	2,407	0	0	0	0	2,407	540061	OKLAHOMA
32600	MOORELAND, OK COMPR	46,056	789	0	0	0	46,845	549270	OKLAHOMA
32700	MEADE KS CS	42,950	0	0	0	0	42,950	549278	KANSAS
33300	GREENSBURG, KS STA	53,282	0	0	0	0	53,282	549296	KANSAS
33310	BUTTERMILK, KS STA	188	0	0	0	0	188	549274	KANSAS
33350	ALDEN, KS COMPR STA/S	65,291	0	0	0	0	65,291	549314	KANSAS
33400	ENTERPRISE, KS COMPR	60,935	0	0	0	0	60,935	549334	KANSAS
33400	ENTERPRISE, KS COMPR - eng #9 only	combined	0	0	0	0	0	549334	KANSAS
33480	HAVENSVILLE, KS COMPR	58,188	0	0	0	0	58,188	549358	KANSAS
33470	HAVENSVILLE SECT MO	0	0	0	0	0	0		MISSOURI
33500	MATLAND, MO COMPR ST	70,042	0	0	0	0	70,042	549364	MISSOURI
33540	LINEVILLE SECT MO	0	0	0	0	0	0	549382	MISSOURI
33550	LINEVILLE, IA COMPR STA	74,313	10,322	0	0	0	84,635	549382	IOWA
33600	BIRMINGHAM, IA COMPR	73,051	1,315	0	0	0	74,366	549402	IOWA
36200	NEW WINDSOR, IL COMPR	57,134	1,666	0	0	0	58,800	549420	ILLINOIS
36210	SANDWICH, IL COMPR ST	39,301	0	0	0	0	39,301	549438	ILLINOIS
36220	ST JOHN, IN COMPR STA/	0	2,692	1,220	0	0	3,920	549512	INDIANA
36230	BRIDGMAN, MI COMPR ST	11,815	257	0	0	0	12,072	549526	MICHIGAN
36240	HAMILTON, MI COMP ST	405	3,018	0	0	0	3,423	549550	MICHIGAN
36250	JOLIET, IL COMPR STA	21,521	0	0	0	0	21,521	549508	ILLINOIS
36300	LAGRANGE, IN COMPR ST	0	2,960	0	0	0	2,960	549544	INDIANA
36310	DEFIANCE, OH COMPR ST	39,770	2,685	0	0	0	42,455	549212	OHIO
36620	ST JOHN SECT, IL	0	0	0	0	0	0		ILLINOIS
36640	ST JOHN SECT, MI	N/A	0	0	0	0	0		MICHIGAN
36700	LAGRANGE SECT, MI	0	0	0	0	0	0	549544	MICHIGAN
36740	DEFIANCE, MI	0	0	0	0	0	0	549212	OHIO
38200	WOODSTOCK, IL COMPR	36,178	3,820	263	0	0	40,261	549448	ILLINOIS
38220	KEWASKUM, WI COMPR S	5,761	0	0	0	0	5,761	549496	WISCONSIN
38230	JANESVILLE, WI COMPR S	9,127	484	0	0	0	9,611	549472	WISCONSIN
38240	MARSHFIELD, WI COMPR	47,295	916	0	0	0	48,211	549476	WISCONSIN
38260	WEYAUWEGA, WI COMPR	10,905	584	0	0	0	11,489	549488	WISCONSIN
38270	MOUNTAIN, WI COMPR ST	2,868	645	0	0	0	3,513	549492	WISCONSIN
38600	EDEN SECT, WI	0	0	0	0	0	0	540015	WISCONSIN
38610	STEVENS POINT SECT, W	0	0	0	0	239	239	540059	WISCONSIN
38630	SPRING PRAIRIE SECT, W	0	0	0	0	0	0	540057	WISCONSIN
38640	BONDUEL SECT, WI	0	0	0	0	171	171	540005	WISCONSIN
38203	GOODMAN COMPRESSOR STATION	6,908	284	0	0	0	7,192	540102	WISCONSIN
28800	VERMILLION 397 OTHER	0	0	0	0	1,281	1,281	530192	OFFSHORE
	Subtotal - Non-Storage	1,431,865	73,230	1,603	41,770	1,691	1,550,159		
	Total Storage Fuel						154,491		
	Total Fuel Burned						1,704,650		

ANR PIPELINE COMPANY  
 USE OF GAS DETAIL - STORAGE  
 VOLUMES IN MSCF AT 14.73 PSIA  
 SEAGULL, COMET, CMS DATA

PSID	LOCATION	30	31,32,33,34,35	37	36	38	41,42,43	44	45	46	39	MCF	STATE	
		FUEL	STATION	OPERA	MAINT	GAS	WELLS	EXTRACT	FARMS	WELL	CNG			VOLUME
		819	818	817	833	821	816	824	826	832	841	TOTAL	#	
42200	WOOLFOLK, MI COMP	47,295	2,930	0	0	0	0	0	0	0	0	50,225	549576	MICHIGAN
42210	LOREED, MI COMP ST	5,275	39	0	0	106	0	0	0	0	0	5,419	540021	MICHIGAN
42260	LINCOLN, MI COMP ST	18,778	0	0	0	0	0	0	0	0	0	18,778	549592	MICHIGAN
42310	CHESTER, MI COMP	10,014	0	0	0	0	0	0	0	0	0	10,014	540051	MICHIGAN
42600	AUSTIN, MI SF	0	0	0	0	0	3,353	0	33	0	0	3,386	540003	MICHIGAN
42722	WINFIELD, MI COMP	6,920	455	0	0	0	0	0	0	0	0	7,375	549570	MICHIGAN
42723	GOODWELL, MI COMP	0	317	0	0	0	0	0	0	0	0	317	549550	MICHIGAN
42729	MUTTONVILLE, MI FL	0	3,195	0	0	0	0	0	0	0	0	3,195	549568	MICHIGAN
42732	CHARLTON, MI FLF	8,893	0	0	0	0	0	0	0	0	0	8,893	GAYBP	MICHIGAN
42761	WINFIELD, MI SF	0	0	0	0	209	1,439	0	182	0	0	1,830	549572	MICHIGAN
42763	GOODWELL, MI SF	0	0	0	0	0	2,857	0	619	0	0	3,476	549654	MICHIGAN
42767	CHESTER, MI SF	0	0	0	0	0	4,401	0	0	0	0	4,401	540055	MICHIGAN
42768	CHARLTON, MI SF	0	0	0	0	0	4,127	0	0	0	0	4,127	549825	MICHIGAN
42774	LINCOLN, MI SF	0	0	0	0	0	4,160	0	0	0	0	4,160	549594	MICHIGAN
42778	FREEMAN, MI SF	0	0	0	0	0	2,190	0	0	0	0	2,190	540019	MICHIGAN
42783	MUTTONVILLE, MI SF	0	0	0	0	832	1,326	0	0	0	0	2,158	549590	MICHIGAN
42786	LOREED, MI SF	0	0	0	0	0	15,956	0	260	0	0	16,216	540023	MICHIGAN
42787	REED CITY, MI SF	0	0	0	0	220	3,232	0	1,294	0	0	4,746	549634	MICHIGAN
42880	AUSTIN, MI SF	0	0	0	0	0	0	0	0	0	0	0	540001	MICHIGAN
42861	WINFIELD, MI SF	0	0	0	0	0	0	0	0	0	0	0	549574	MICHIGAN
42863	GOODWELL, MI SF	0	0	0	0	0	0	0	0	0	0	0	549652	MICHIGAN
42867	CHESTER, MI SF	0	0	0	0	0	0	0	0	0	0	0	540053	MICHIGAN
42869	CHARLTON, MI SF	0	0	0	0	0	0	0	0	0	0	0	549624	MICHIGAN
42874	LINCOLN, MI SF	0	0	0	0	0	0	0	0	0	0	0	549596	MICHIGAN
42878	FREEMAN, MI SF	0	0	0	0	0	0	0	0	0	0	0	MLWBP	MICHIGAN
42883	MUTTONVILLE, MI SF	0	0	0	0	0	0	0	0	0	0	0	549590	MICHIGAN
42886	LOREED, MI SF	0	0	0	0	0	0	0	0	0	0	0	540025	MICHIGAN
42887	REED CITY, MI SF	0	0	0	0	0	0	0	0	0	0	0	549632	MICHIGAN
42900	COLD SPRINGS 1 SF	0	0	0	0	0	3,585	0	0	0	0	3,585	530200	MICHIGAN
	Subtotal - Storage	97,175	6,936	0	0	1,366	46,628	0	2,368	0	0	154,491		

**REVISED  
DECEMBER 2010**





ANR PIPELINE COMPANY  
 USE OF GAS DETAIL - STORAGE  
 VOLUMES IN MSCF AT 14.73 PSIA  
 SEAGULL, COMET, CMS DATA

PSID	LOCATION	30 31,32,33,34,35 37 36 38 41,42,43 44 45 46 39											MCF	STATE		
		FUEL	STATION	OPERA	MAINT	GAS	WELLS		EXTRACT	FARMS	WELL	CNG			VOLUME	CMS
		819	OTHER	PL	PLT	DEHY	816	824	826	832	841	TOTAL			#	
42200	WOOLFOLK, MI COMP	47,295	2,930	0	0	0	0	0	0	0	0	0	50,225	548576	MICHIGAN	
42210	LOREED, MI COMP ST	5,275	39	0	0	105	0	0	0	0	0	0	5,419	548021	MICHIGAN	
42260	LINCOLN, MI COMP ST	18,778	0	0	0	0	0	0	0	0	0	0	18,778	549592	MICHIGAN	
42310	CHESTER, MI COMP	10,014	85	0	0	0	0	0	0	0	0	0	10,099	548051	MICHIGAN	
42600	AUSTIN, MI SF	0	0	0	0	0	3,353	0	33	0	0	0	3,386	548003	MICHIGAN	
42722	WINFIELD, MI COMP	6,920	455	0	0	0	0	0	0	0	0	0	7,375	549570	MICHIGAN	
42723	GOODWELL, MI COMP	0	317	0	0	0	0	0	0	0	0	0	317	549650	MICHIGAN	
42728	MUTTONVILLE, MI FL	0	3,195	0	0	0	0	0	0	0	0	0	3,195	549588	MICHIGAN	
42732	CHARLTON, MI FLF	8,893	1,099	0	0	0	0	0	0	0	0	0	9,992	GAYBP	MICHIGAN	
42761	WINFIELD, MI SF	0	0	0	0	209	1,439	0	182	0	0	0	1,830	549572	MICHIGAN	
42763	GOODWELL, MI SF	0	0	0	0	0	2,857	0	619	0	0	0	3,476	549654	MICHIGAN	
42767	CHESTER, MI SF	0	0	0	0	0	6,839	0	0	0	0	0	6,839	548055	MICHIGAN	
42768	CHARLTON, MI SF	0	0	0	0	0	4,829	0	0	0	0	0	4,829	549625	MICHIGAN	
42774	LINCOLN, MI SF	0	0	0	0	0	4,160	0	0	0	0	0	4,160	549594	MICHIGAN	
42778	FREEMAN, MI SF	0	0	0	0	0	2,190	0	0	0	0	0	2,190	548019	MICHIGAN	
42783	MUTTONVILLE, MI SF	0	0	0	0	832	1,326	0	0	0	0	0	2,158	549590	MICHIGAN	
42786	LOREED, MI SF	0	0	0	0	0	15,958	0	260	0	0	0	16,218	548023	MICHIGAN	
42787	REED CITY, MI SF	0	0	0	0	220	3,232	0	1,294	0	0	0	4,746	549534	MICHIGAN	
42860	AUSTIN, MI SF	0	0	0	0	0	0	0	0	3,171	0	0	3,171	548081	MICHIGAN	
42861	WINFIELD, MI SF	0	0	0	0	0	0	0	0	0	0	0	0	549574	MICHIGAN	
42863	GOODWELL, MI SF	0	0	0	0	0	0	0	0	0	0	0	0	549552	MICHIGAN	
42867	CHESTER, MI SF	0	0	0	0	0	0	0	0	0	0	0	0	548053	MICHIGAN	
42868	CHARLTON, MI SF	0	0	0	0	0	0	0	0	0	0	0	0	549524	MICHIGAN	
42874	LINCOLN, MI SF	0	0	0	0	0	0	0	0	1	0	0	1	549596	MICHIGAN	
42878	FREEMAN, MI SF	0	0	0	0	0	0	0	0	0	0	0	0	MLWBP	MICHIGAN	
42883	MUTTONVILLE, MI SF	0	0	0	0	0	0	0	0	0	0	0	0	549590	MICHIGAN	
42886	LOREED, MI SF	0	0	0	0	0	0	0	0	260	0	0	260	548025	MICHIGAN	
42887	REED CITY, MI SF	0	0	0	0	0	0	0	0	0	0	0	0	549832	MICHIGAN	
42900	COLD SPRINGS 1 SF	0	0	0	0	0	3,585	0	0	0	0	0	3,585	530200	MICHIGAN	
	Subtotal - Storage	97,175	8,120	0	0	1,368	49,766	0	2,388	3,432	0	0	162,247			

## **TAB 4**



WE FEB 22 PM 3 37

ML540

ANR PIPELINE COMPANY  
 E6131 COUNTY ROAD X  
 WEYAUWEGA WI 54983  
 EL PASO 6300 HP COMPRESSOR ENERGY AN

ACCOUNT NUMBER	DATE DUE	AMOUNT DUE
3235-169-331	03/07/2011	\$108,176.83

**WE ENERGIES**  
 ACCT# 3235-169-331  
 B078442  
 ML540.1070.63000.1220

**Billing Summary**

Previous Balance 01/10/11 ..... \$89,685.83  
 Payment Received As Of 02/07/11 ..... \$89,685.83 CH  
 Balance As Of 02/16/11 ..... \$ 00  
 Current Energy Charges 02/15/11 ..... \$108,176.83  
**Total Amount Due \$108,176.83**

Usage Day	Charges Day	Avg Temp
Electric 15728.558 kWh	1,484.98	\$422.44

**Electric Service for 01/15/11 to 02/15/11 (31 Days) - 1,534 Heating Degree Days**

On Peak Period : 10am to 10pm  
**Electricity Used**  
 Meter Number: PFXZT1181  
 Actual Reading on 02/15/11 ..... 3505  
 Actual Reading on 01/15/11 ..... 3252  
 Difference ..... 253  
 Meter Multiplier ..... x3500  
 Total Consumption ..... 885,263 kWhs  
 Total On-Peak Consumption ..... 368,212 kWhs  
 Total Off-Peak Consumption ..... 517,051 kWhs  
 Actual On-Peak Demand (01/10/11 @ 10:15)  
 3,985,700kw  
 Actual Off-Peak Demand (01/19/11 @ 07:30)  
 4,325,800kw  
 Actual Reactive Demand (01/19/11 @ 10:15)  
 2,148,800kvar  
**Total Usage Period : 01/15/11 to 02/15/11**  
 Current Period Power Factor  
 3,985,700 / sqrt (3,985,700 squared + 2,148,800 squared) = 0.880  
 Customer Demand 08/15/10 - 07/16/10  
 5,389,800kw  
 Billed On-Peak Demand  
 3,985,700\*(1 - .5(.896 - .85)) = 3,926,900kw  
 Total Consumption for All Meters 885,263  
 Total On-Peak Consumption 368,212  
 Total Off-Peak Consumption 517,051  
 Next Scheduled Meter Reading Date ..... 03/14/11

**Current Electricity Charges**  
 General Primary Service - CP 1 31 Days  
 Customer Demand Charge > 12470 and < 138000  
 (5,389.90 kw x \$1.007000/kw) ..... \$5,427.83  
 On-Peak Demand Charge > 12470 and < 138000  
 (3,925.90 kw x \$10.882000/kw) ..... \$42,721.64  
 Facilities (31 days x \$17.200270/days) ..... \$536.07  
 State Low-Income Assistance Fee ..... \$203.83  
 On-Peak Energy > 12470 and < 138000  
 (368,212 kWh x \$0.063850/kWh) ..... \$25,719.81  
 Off-Peak Energy > 12470 and < 138000  
 (517,051 kWh x \$0.049740/kWh) ..... \$25,718.12  
 Fuel Cost Adjustment - On Peak  
 (368,212 kWh x \$0.002510/kWh) ..... \$924.21  
 Fuel Cost Adjustment - Off Peak  
 (517,051 kWh x \$0.002510/kWh) ..... \$1,297.80  
 Subtotal Electricity Charges \$102,547.91  
 Sales Tax (\$102,314.98 x 5.50%) ..... \$5,628.83  
**Total Electricity Charges \$108,176.83**

**Messages**

- Important Account Information: Consumption is billed using electronic meter pulse data. The dial meter readings are used as a check to validate the electronic pulses.
- Important Information: Your bill includes a power factor credit. This month, your power factor adjustment was calculated as follows: (3925.90 - 3985.70) x 10.882000 (On Peak Demand Charge) = \$ 650.74CR.

Date: 2-23-2011



**Contact Us**  
 8:5:00 Monday-Friday

Customer Service: 1-800-714-7777, ext. 7700      Web Site: www.we-energies.com  
 Electric Emergency: 1-800-862-4787

Please detach bottom portion and return with your payment made payable to We Energies. Please mail payment 7 days prior to due date.

030711323516933100010817683000108176836

ACCOUNT NUMBER	DATE DUE	AMOUNT DUE	CALCULATED AS PER
3235-169-331	03/07/11	\$108,176.83	

6H  
 eye 031 AC2809

AC2809 3235-169-331  
 00XXXX015 1 SP 10640:960736385 P  
**ANR PIPELINE COMPANY**  
 ACCOUNTS PAYABLE  
 PO BOX 2446  
 HOUSTON TX 77252-2446





2011 MAR 21 PM 2 47

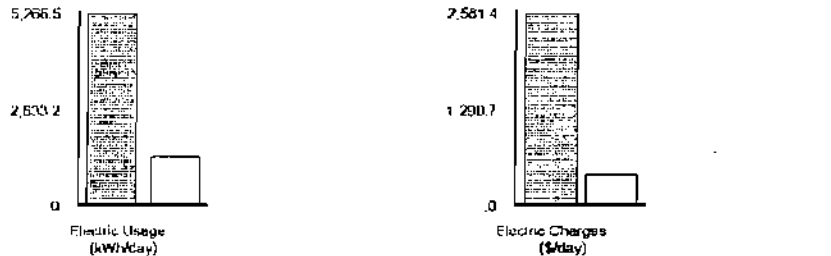
ACCOUNT NUMBER	DATE DUE	AMOUNT DUE
3235-169-331	04/04/2011	\$72,281.35

**ANR PIPELINE COMPANY**  
**E6131 COUNTY ROAD X**  
**WEYAUWEGA WI 54983**  
 EL PASO 8000 HP COMPRESSOR ENERGY AN

**Billing Summary**

Previous Balance 02/15/11 ..... \$108,178.83  
 Payment Received As Of 03/07/11..... \$108,176.83 CR  
 Balance As Of 03/15/11..... \$ 00  
 Current Energy Charges 03/15/11..... \$72,281.35  
**Total Amount Due \$72,281.35**

**Monthly Energy Usage**



	Usage/Day	Charges/Day	Avg Temp
Electric	5,266.50	\$2,581.48	27F 30F

**Electric Service for 02/15/11 to 03/15/11 (28 Days) - 1,053 Heating Degree Days**

**On Peak Period : 10am to 10pm**

**Electricity Used**

Meter Number..... PFXZT1161  
 Actual Reading on 03/15/11..... 3547  
 Actual Reading on 02/15/11..... 3505  
 Difference..... 42  
 Meter Multiplier..... x3500  
 Total Consumption..... 147,462 kWhrs  
 Total On-Peak Consumption..... 76,157 kWhrs  
 Total Off-Peak Consumption..... 71,305 kWhrs  
 Actual On-Peak Demand (03/14/11 @ 10:45)  
 ..... 5,186.900kw  
 Actual Off-Peak Demand (03/08/11 @ 09:45)  
 ..... 2,063.500kw  
 Actual Reactive Demand (03/14/11 @ 10:45)  
 ..... 1,462.900kvar

**Total Usage Period : 02/15/11 to 03/15/11**

Current Period Power Factor  
 $5,186.900 / \sqrt{(5,186.900 \text{ squared} + 1,462.900 \text{ squared})} = 0.962$   
 Customer Demand 06/15/10 - 07/16/10  
 5,389.900kw  
 Billed On-Peak Demand  
 $5,186.900 * (1 - .5(.962 - .85)) = 4,896.400kw$   
**Total Consumption for All Meters 147,462**  
**Total On-Peak Consumption 76,157**  
**Total Off-Peak Consumption 71,305**  
 Next Scheduled Meter Reading Date..... 04/14/11

**Current Electricity Charges**

General Primary Service - CP1 28 Days  
 Customer Demand Charge > 12470 and < 138000  
 (5,389.90 kw x \$1.007000/kw)..... \$5,427.63  
 On-Peak Demand Charge > 12470 and < 138000  
 (4,896.40 kw x \$10.882000/kw)..... \$53,282.62  
 Act 141 2005 Contribution (28 days x \$5.233830/days)..... \$146.55  
 Act 141 Base Rate Cost (147,462 kWh x \$0.001740-/kWh)..... \$256.58 CR  
 Facilities (28 days x \$17.260270/days)..... \$463.29  
 State Low-Income Assistance Fee..... \$203.83  
 On-Peak Energy > 12470 and < 138000  
 (76,157 kWh x \$0.069850/kWh)..... \$5,319.57  
 Off-Peak Energy > 12470 and < 138000  
 (71,305 kWh x \$0.049740/kWh)..... \$3,546.71  
 Fuel Cost Adjustment - On Peak  
 (76,157 kWh x \$0.002510/kWh)..... \$191.15  
 Fuel Cost Adjustment - Off Peak  
 (71,305 kWh x \$0.002510/kWh)..... \$178.98  
 Subtotal Electricity Charges \$68,523.75  
 Sales Tax (\$68,319.92 x 5.50%)..... \$3,757.60  
**Total Electricity Charges \$72,281.35**

**WE ENERGIES**  
**ACCT# 3235-169-331**  
**B078442**  
**ML540.1070.63000.1220**

**Messages**

- Important Account Information** Consumption is billed using electronic meter pulse data. The dial meter readings are used as a check to validate the electronic pulses.
- Important Information** Your bill includes a power factor credit. This  $(4896.40 - 5186.90) \times 10.882000$  (On Peak Demand Charge) = \$ 311

**Contact Us**

8-5:00 Monday-Friday

Customer Service: 1-800-714-7777, ext. 7700

Electric Emergency: 1-800-662-4797

Web Site: www.we-energies.com

Please detach bottom portion and return with your payment made payable to We Energies. Please mail payment 7 days prior to due date.

**ANR PIPELINE COMPANY**  
**E6131 COUNTY ROAD X**  
**WEYAUWEGA WI 54983**  
**EL PASO 6000 HP COMPRESSOR ENERGY AN**

**DATE DUE** 05/09/2011  
**AMOUNT DUE** \$65,022.47  
**ACCOUNT NUMBER** 3235-169-331

**Billing Summary**

Previous Balance 03/15/11	\$72,281.35
Payment Received As Of 04/04/11	\$72,281.35CR
Balance As Of 04/18/11	\$ 0.00
Current Energy Charges 04/18/11	\$85,022.47
<b>Total Amount Due</b>	<b>\$65,022.47</b>

**Monthly Energy Usage**



Average Electric Used Per Day	<b>This Year</b> 3,087.84kWh	<b>Last Year</b> 1,341.71kWh
Average Electric Cost Per Day	\$2,097.50	\$359.49
Average Temperature	37F	47F

**Messages**

Important Account Information Consumption is billed using electronic meter pulse data. The dial meter readings are used as a check to validate the electronic pulses.

Important Information Your bill includes a power factor credit. This month, your power factor adjustment was calculated as follows: ( 4550.40 - 4737.60 ) x 10.862000 (On Peak Demand Charge) = \$ 2035.02CR

**Electric Service for 03/15/11 to 04/15/11 (31 Days)** - 881 Heating Degree Days / 3 Cooling Degree Days

On Peak Period : 10am to 10pm

**Electricity Used**

Meter Number:	PFXZT1181
Actual Reading on 04/15/11	3574
Actual Reading on 03/15/11	3547
Difference	27
Meter Multiplier	x2500
Total Consumption	65,103 kWhrs
Total On-Peak Consumption	49,399 kWhrs
Total Off-Peak Consumption	45,704 kWhrs
Actual On-Peak Demand (03/25/11 @ 12:30)	4,737,500kw
Actual Off-Peak Demand (03/25/11 @ 09:30)	5,207,900kw
Actual Reactive Demand (03/25/11 @ 12:30)	1,891,300kvar
Next Scheduled Meter Reading Date	05/13/11

**Current Electricity Charges**

General Primary Service - CP1 31 Days	
Customer Demand Charge > 12470 and < 138000	
(5,389.99 kw x \$1.007000/kw)	\$5,427.63
On-Peak Demand Charge > 12470 and < 138000	
(4,550.40 kw x \$10.882000/kw)	\$49,517.46
Act 141 2005 Contribution (31 days x \$5.233830/days)	\$182.28
Act 141 Base Rate Cost (95,103 kWh x \$0.001740-/kWh)	\$165.48 CR
Facilities (31 days x \$17.290270/days)	\$535.07
State Low-Income Assistance Fee	\$203.83
On-Peak Energy > 12470 and < 138000	
(49,399 kWh x \$0.069850/kWh)	\$3,450.82
Off-Peak Energy > 12470 and < 138000	
(45,704 kWh x \$0.049740/kWh)	\$2,273.32
Fuel Cost Adjustment - On Peak	
(49,399 kWh x \$0.002510/kWh)	\$123.99
Fuel Cost Adjustment - Off Peak	
(45,704 kWh x \$0.002510/kWh)	\$114.72
<b>Subtotal Electricity Charges</b>	<b>\$81,643.30</b>
Sales Tax (\$81,439.47 x 6.50%)	\$3,379.17
<b>Total Electricity Charges</b>	<b>\$65,022.47</b>

**Total Usage Period: 03/15/11 to 04/15/11**

Next Scheduled Meter Reading Date 05/13/11

**Contact Us**

8-5:00 Monday-Friday  
 Customer Service: 1-800-714-7777, ext. 7700  
 Electric Emergency: 1-800-882-4787

[Back of bill explanations and additional info](#)

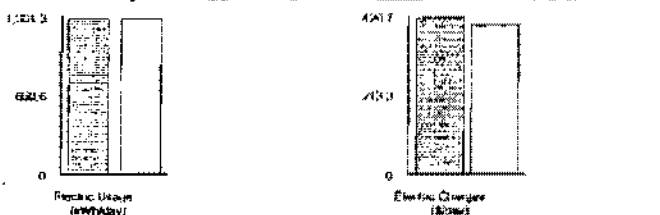


ACCOUNT NUMBER	DATE DUE	AMOUNT DUE
3235-169-331	06/06/2011	\$12,375.37

**ML540**

**ANR PIPELINE COMPANY**  
 E6131 COUNTY ROAD X  
 WEYAUWEGA WI 54983  
 EL PASO 8000 HP COMPRESSOR ENERGY AN

**Monthly Energy Usage**



**Billing Summary**

Previous Balance 04/15/11 ..... \$65,022.47  
 Payment Received As Of 05/13/11 ..... \$65,022.47  
 Balance As Of 05/15/11 ..... \$ 0.00  
 Current Energy Charges 05/15/11 ..... \$12,375.37  
**Total Amount Due \$12,375.37**

	Usage/Day	Charges/Day	Avg Temp
Electric	1,301.36	1,293.52	\$426.44
			\$406.42

**Electric Service for 04/15/11 to 05/14/11 (29 Days) - 557 Heating Degree Days / 3 Cooling Degree Days**

**On Peak Period : 10am to 10pm**

**Electricity Used**

Meter Number ..... PFXZT1161  
 Actual Reading on 05/14/11 ..... 3585  
 Actual Reading on 04/15/11 ..... 3574  
 Difference ..... 11  
 Meter Multiplier ..... x3500  
 Total Consumption ..... 37,740 kWhrs  
 Total On-Peak Consumption ..... 13,470 kWhrs  
 Total Off-Peak Consumption ..... 24,270 kWhrs  
 Actual On-Peak Demand (04/15/11 @ 21:30) ..... 69,900kw  
 Actual Off-Peak Demand (05/02/11 @ 07:00) ..... 72,700kw  
 Actual Reactive Demand (04/15/11 @ 21:30) ..... 76,900kvar  
**Total Usage Period : 04/15/11 to 05/14/11**  
 Current Period Power Factor  
 269,000 / sqn (269,000 squared + 76,900 squared) = 0.873  
 Customer Demand 05/15/10 - 07/16/10  
 5,389,900kw  
 Billed On-Peak Demand - Rate Min 300,000kw  
 Total Consumption for All Meters 37,740  
 Total On-Peak Consumption 13,470  
 Total Off-Peak Consumption 24,270  
 Next Scheduled Meter Reading Date ..... 06/14/11

**Current Electricity Charges**

General Primary Service - CP1 29 Days  
 Customer Demand Charge > 12470 and < 138000  
 (5,389.90 kw x \$1,007,000/kw) ..... \$5,427.83  
 On-Peak Demand Charge > 12470 and < 138000  
 (300.00 kw x \$10,882,000/kw) ..... \$3,264.60  
 Act 141 2005 Contribution (29 days x \$5,233,830/days) ..... \$151.78  
 Act 141 Base Rate Cost (37,740 kWh x \$0.001740 /kWh) ..... \$65.67  
 Facilities (29 days x \$17,280/29days) ..... \$500.59  
 State Low-Income Assistance Fee ..... \$203.83  
 On-Peak Energy > 12470 and < 138000  
 (13,470 kWh x \$0.069850/kWh) ..... \$940.88  
 Off-Peak Energy > 12470 and < 138000  
 (24,270 kWh x \$0.049740/kWh) ..... \$1,207.19  
 Fuel Cost Adjustment - On Peak  
 (13,470 kWh x \$0.004279/kWh) (prorated) ..... \$57.64  
 Fuel Cost Adjustment - Off Peak  
 (24,270 kWh x \$0.002159/kWh) (prorated) ..... \$52.40  
 Subtotal Electricity Charges \$11,740.83  
 Sales Tax (\$11,537.00 x 5.50%) ..... \$634.54  
**Total Electricity Charges \$12,375.37**

**WE ENERGIES**  
**ACCT# 3235-169-331**  
**B078442**  
**ML540.1070.63000.1220**

**Messages**

- Important Account Information** Consumption is billed using electronic meter pulse data. The dial meter readings are used as a check to validate the electronic pulses.
- Important Rate Information** The Public Service Commission of Wisconsin authorized a change from your current Fuel Cost Adjustment (FCA) factor of \$ 0.0251 per kilowatt-hour to \$ 0.0593 per on-peak kilowatt-hour and \$ 0.0183 per off-peak kilowatt-hour effective April 29, 2011. This adjustment is due to higher 2011 fuel costs. If you participate in the Energy for Tomorrow program, your FCA factor is prorated.
- Important Information** Your bill includes a power factor charge. This month, your power factor adjustment was calculated as follows: (300.00 - 269.00) x 10.882000 (On Peak Demand Charge) = \$ 337.34.



**Contact Us**  
 8:00 Monday-Friday

Customer Service: 1-800-714-7777, ext 7700      Web Site: www.wa-energies.com  
 Electric Emergency: 1-800-662-4797

Please detach bottom portion and return with your payment made payable to We Energies. Please mail payment 7 days prior to due date.

0606113235169331000012375376

ACCOUNT NUMBER
3235-169-331

DATE DUE	AMOUNT DUE	AMOUNT ENCLOSED
06/06/11	\$12,375.37	

SH  
 cnc 031 AC2809

AC2809 3235-169-331  
 00000016 1 SP 106481063927223 P

ANR PIPELINE COMPANY  
 ACCOUNTS PAYABLE  
 PO BOX 2446  
 HOUSTON TX 77252-2446





2011 JUN 20 PM 3 49

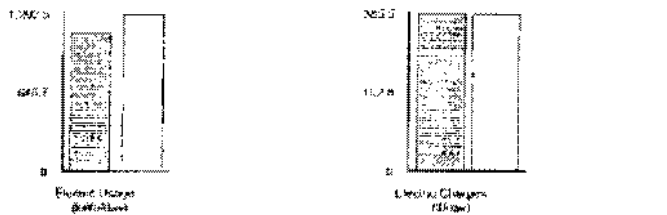
2011 JUN 22 AM 10 11

ACCOUNT NUMBER	DATE DUE	AMOUNT DUE
3235-169-331	07/05/2011	\$12,338.97

**ANR PIPELINE COMPANY**  
 E6131 COUNTY ROAD X  
 WEYAUWEGA WI 54983  
 EL PASO 6500 HP COMPRESSOR ENERGY AN

**ML540**

**Monthly Energy Usage**



**Billing Summary**

Previous Balance 05/16/11 ..... \$12,375.37  
 Payment Received As Of 05/31/11 ..... \$12,375.37  
 Balance As Of 06/15/11 ..... \$ 0.00  
 Current Energy Charges 06/15/11 ..... \$12,338.97  
**Total Amount Due \$12,338.97**

	Usage/Day	Charges/Day	Avg Temp
Electric	361.26	1,793.52	\$305.59
			\$384.00
			61.7
			68F

**Electric Service for 05/14/11 to 06/15/11 (32 Days) - 230 Heating Degree Days / 104 Cooling Degree Days**

On Peak Period : 10am to 10pm

**Electricity Used**

Meter Number ..... PF XZT1151  
 Actual Reading on 06/15/11 ..... 3595  
 Actual Reading on 05/14/11 ..... 3585  
 Difference ..... 10  
 Meter Multiplier ..... x3500  
 Total Consumption ..... 36,123 kWhrs  
 Total On-Peak Consumption ..... 11,997 kWhrs  
 Total Off-Peak Consumption ..... 24,126 kWhrs  
 Actual On Peak Demand (06/07/11 @ 14:45)  
 ..... 61,500kw  
 Actual Off-Peak Demand (05/16/11 @ 07:39)  
 ..... 69,900kw  
 Actual Reactive Demand (06/07/11 @ 14:45)  
 ..... 96,500kvar  
**Total Usage Period : 05/14/11 to 06/15/11**  
 Current Period Power Factor  
 249,300 / sqrt(249,300 squared + 96,500  
 squared) = 0.937  
 Customer Demand 06/15/10 - 07/15/10  
 5,389,900kw  
 Billed On-Peak Demand - Rate Mn 300,000kw  
 Total Consumption for All Meters 36,123  
 Total On-Peak Consumption 11,997  
 Total Off-Peak Consumption 24,126  
 Next Scheduled Meter Reading Date 07/15/11

**Current Electricity Charges**

General Primary Service - CP1 32 Days  
 Customer Demand Charge > 12470 and < 138000  
 (\$ 388.80 kw x \$1,007.00/kw) ..... \$5,427.63  
 On-Peak Demand Charge > 12470 and < 138000  
 (\$300.00 kw x \$10,882.00/kw) ..... \$3,264.60  
 Act 141 2005 Contribution (32 days x \$5,233.60/days) ..... \$1,675.48  
 Act 141 Base Rate Cost (36,123 kWh x \$0.001740/kWh) ..... \$62.85  
 Facilities (32 days x \$17,260.270/days) ..... \$552.33  
 State Low-Income Assistance Fee ..... \$203.83  
 On-Peak Energy > 12470 and < 138000  
 (11,997 kWh x \$8,669.50/kWh) ..... \$1,039,000.65  
 Off-Peak Energy > 12470 and < 138000  
 (24,126 kWh x \$0.049740/kWh) ..... \$1,200.03  
 Fuel Cost Adjustment - On Peak  
 (11,997 kWh x \$0.005930/kWh) ..... \$71.14  
 Fuel Cost Adjustment - Off Peak  
 (24,126 kWh x \$0.001830/kWh) ..... \$44.15  
 Subtotal Electricity Charges \$11,706.33  
 Sales Tax (\$11,706.33 x 5.0%) ..... \$585.24  
**Total Electricity Charges \$12,338.97**

**WE ENERGIES**  
 ACCT# 3235-169-331  
 B078442  
 ML540.(070.63000.1220)

**Messages**

- Important Account Information** Consumption is billed using electronic meter pulse data. The rate meter readings are used as a check to validate the electronic pulses.
- Important Account Information** One of your meter(s) registered lower than normal energy usage this month which is not consistent with your past usage patterns. Usually a drop in usage is the result of customer conservation, seasonal changes or changes in energy needs. If you believe your energy usage has not changed, please call us.
- Important Information** Your bill includes a power factor charge. This month, your power factor adjustment was calculated as follows: (300.00 - 249.30) x 10,882.000 (On Peak Demand Charge) = \$ 551.72.

**Contact Us**

8:5:00 Monday-Friday

Customer Service: 1-800-714-7777, ext 7700

Web Site: www.we-energies.com

Electric Emergency: 1-800-662-4797

Please detach bottom portion and return with your payment made payable to We Energies. Please mail payment 7 days prior to due date.

47958210000748326155076

ACCOUNT NUMBER
3235-169-331

DATE DUE
07/05/11

AMOUNT DUE
\$12,338.97

AMOUNT ENCLOSED

811  
cyc 031 AC2809

AC2809 3235-169-331  
00000014 1 SP 106481125056265 P

ANR PIPELINE COMPANY  
 ACCOUNTS PAYABLE  
 PO BOX 2446  
 HOUSTON TX 77252-2446





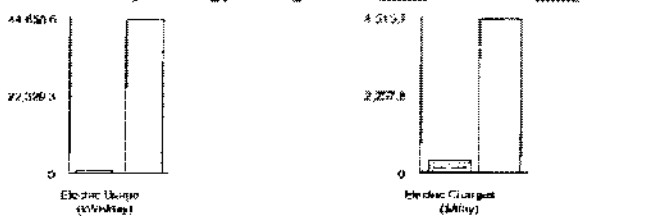


MLS40

ANR PIPELINE COMPANY  
E6131 COUNTY ROAD X  
WEYAUWEGA WI 54983  
EL PASO 8000 HP COMPRESSOR ENERGY AN

ACCOUNT NUMBER	DATE DUE	AMOUNT DUE
3235-169-331	08/08/2011	\$11,909.76

Monthly Energy Usage



Billing Summary

Previous Balance 06/15/11 ..... \$12,338.97  
 Payment Received As Of 07/01/11 ..... \$12,338.97 CR  
 Balance As Of 07/19/11 ..... \$0.00  
 Current Energy Charges 07/19/11 ..... \$11,909.76  
**Total Amount Due \$11,909.76**

	Usage/Day	Charges/Day	Avg Temp
Electric	44,658.6 kWh	\$4,519.76	69.2 72F

Electric Service for 06/15/11 to 07/16/11 (31 Days) - 43 Heating Degree Days / 172 Cooling Degree Days

On Peak Period : 10am to 10pm

Electricity Used

Meter Number ..... PFXZT1161  
 Actual Reading on 07/16/11 ..... 3604  
 Actual Reading on 06/15/11 ..... 3595  
 Difference ..... 9  
 Meter Multiplier ..... x3500  
 Total Consumption ..... 32,108 kWhs  
 Total On-Peak Consumption ..... 11,603 kWhs  
 Total Off-Peak Consumption ..... 20,505 kWhs  
 Actual On-Peak Demand (07/01/11 @ 17:00) ..... 54,300kw  
 Actual Off-Peak Demand (07/04/11 @ 17:00) ..... 55,900kw  
 Actual Reactive Demand (07/01/11 @ 17:00) ..... 104,980kvar  
**Total Usage Period : 06/15/11 to 07/16/11**  
 Current Period Power Factor  
 $247,400 / \sqrt{(247,400)^2 + 104,980^2} = 0.823$   
 Customer Demand 06/15/10 - 07/16/10  
 5,224,700kw  
 Billed On-Peak Demand - Rate Min 300,000kw  
 Total Consumption for All Meters 32,108  
 Total On-Peak Consumption 11,603  
 Total Off-Peak Consumption 20,505  
 Next Scheduled Meter Reading Date... 08/12/11

Current Electricity Charges

General Primary Service - CP1 31 Days  
 Customer Demand Charge > 12470 and < 138000  
 $(5,224.70 \text{ kw} \times \$1,007,000/\text{kw})$  ..... \$5,261.27  
 On-Peak Demand Charge > 12470 and < 138000  
 $(300.00 \text{ kw} \times \$10,882,000/\text{kw})$  ..... \$3,264.60  
 Act 141 2005 Contribution (31 days x \$5,233,630/days) ..... \$162.25  
 Act 141 Base Rate Cost  $(32,108 \text{ kWh} \times \$0.001740/\text{kWh})$  ..... \$55.97 CR  
 Facilities (31 days x \$17,260,270/days) ..... \$535.07  
 State Low-Income Assistance Fee ..... \$195.00  
 On-Peak Energy > 12470 and < 138000  
 $(11,603 \text{ kWh} \times \$0.069850/\text{kWh})$  ..... \$810.47  
 Off-Peak Energy > 12470 and < 138000  
 $(20,505 \text{ kWh} \times \$0.049740/\text{kWh})$  ..... \$1,019.92  
 Fuel Cost Adjustment - On Peak  
 $(11,603 \text{ kWh} \times \$0.005930/\text{kWh})$  ..... \$68.81  
 Fuel Cost Adjustment - Off Peak  
 $(20,505 \text{ kWh} \times \$0.001830/\text{kWh})$  ..... \$37.52  
 Subtotal Electricity Charges \$11,299.04  
 Sales Tax  $(\$11,299.04 \times 5.50\%)$  ..... \$610.72  
**Total Electricity Charges \$11,909.76**

**WE ENERGIES**  
**ACCT# 3235-169-331**  
**B078442**  
**MLS40.1070.63000.1220**

Messages

- Important Account Information Consumption is billed using electronic meter pulse data. The dial meter readings are used as a check to validate the electronic pulses.
- Important Information Your bill includes a power factor charge. This month, your power factor adjustment was calculated as follows:  $(300.00 - 247.40) \times 10,882,000$  (On Peak Demand Charge) = \$ 572.38

Contact Us

8-5:00 Monday-Friday

Customer Service: 1-800-714-7777, ext. 7700

Web Site: www.we-energies.com

Electric Emergency: 1-800-652-4797

Please detach bottom portion and return with your payment made payable to We Energies. Please mail payment 7 days prior to due date.

080811323516993100001190976000011909760

ACCOUNT NUMBER
3235-169-331

DATE DUE	AMOUNT DUE	AMOUNT ENCLOSED
08/08/11	\$11,909.76	

SH  
cyc 031 AC2509

AC2509 3235-169-331  
00000016 1 SP 105481171404666 P

ANR PIPELINE COMPANY  
ACCOUNTS PAYABLE  
PO BOX 2446  
HOUSTON TX 77252-2446

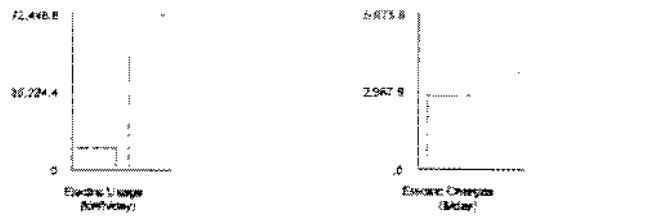




ACCOUNT NUMBER	DATE DUE	AMOUNT DUE
3235-169-331	09/06/2011	\$80,588.08

**ANR PIPELINE COMPANY**  
 E6131 COUNTY ROAD X  
 WEYAUWEGA WI 54983  
 EL PASO 6000 HP COMPRESSOR ENERGY AN

**Monthly Energy Usage**



**Billing Summary**

Previous Balance 07/19/11..... \$11,909.76  
 Payment Received As Of 08/04/11..... \$11,909.76 CR  
 Balance As Of 08/15/11..... \$ .00  
 Current Energy Charges 08/15/11..... \$80,588.08  
**Total Amount Due \$80,588.08**

	Usage/Day	Charges/Day	Avg Temp
Electric	10,506.89	\$2,876.19	74F 74F

**Electric Service for 07/16/11 to 08/13/11 (28 Days) - 8 Heating Degree Days / 257 Cooling Degree Days**

On Peak Period : 10am to 10pm

**Electricity Used**

Meter Number..... PFXZT1161  
 Actual Reading on 08/13/11..... 3688  
 Actual Reading on 07/16/11..... 3604  
 Difference..... 84  
 Meter Multiplier..... x3500  
 Total Consumption..... 294,249 kWhrs  
 Total On-Peak Consumption..... 143,142 kWhrs  
 Total Off-Peak Consumption..... 151,107 kWhrs  
 Actual On-Peak Demand (07/26/11 @ 18:15)  
 ..... 5,020.300kw  
 Actual Off-Peak Demand (07/29/11 @ 22:15)  
 ..... 4,965.700kw  
 Actual Reactive Demand (07/25/11 @ 18:15)  
 ..... 1,840.900kvar  
**Total Usage Period : 07/16/11 to 08/13/11**  
 Current Period Power Factor  
 $5,020.300 / \text{sqrt}(5,020.300 \text{ squared} + 1,840.900 \text{ squared}) = 0.939$   
 Customer Demand 07/16/10 - 08/14/10  
 5,207.900kw  
 Billed On-Peak Demand  
 $5,020.300 * (1 - .5(.939 - .85)) = 4,796.900kw$   
**Total Consumption for All Meters 294,249**  
**Total On-Peak Consumption 143,142**  
**Total Off-Peak Consumption 151,107**  
 Next Scheduled Meter Reading Date ..... 09/15/11

**Current Electricity Charges**

General Primary Service - CP1 28 Days  
 Customer Demand Charge > 12470 and < 138000  
 (5,207.90 kw x \$1.007000/kw)..... \$5,244.36  
 On-Peak Demand Charge > 12470 and < 138000  
 (4,796.90 kw x \$10.882000/kw)..... \$52,189.87  
 Act 141 2005 Contribution (28 days x \$5.233830/days)..... \$146.55  
 Act 141 Base Rate Cost (294,249 kWh x \$0.001740-/kWh)..... \$611.99 CR  
 Facilities (28 days x \$17,260270/days)..... \$483.29  
 State Low-Income Assistance Fee..... \$195.00  
 On-Peak Energy > 12470 and < 138000  
 (143,142 kWh x \$0.069850/kWh)..... \$9,998.47  
 Off-Peak Energy > 12470 and < 138000  
 (151,107 kWh x \$0.049740/kWh)..... \$7,515.06  
 Fuel Cost Adjustment - On Peak  
 (143,142 kWh x \$0.005930/kWh)..... \$848.83  
 Fuel Cost Adjustment - Off Peak  
 (151,107 kWh x \$0.001830/kWh)..... \$276.53  
**Subtotal Electricity Charges \$76,306.97**  
 Sales Tax (\$76,301.97 x 5.50%) ..... \$4,191.11  
**Total Electricity Charges \$80,588.08**

**Messages**

- Important Account Information** Consumption is billed using electronic meter pulse data. The dial meter readings are used as a check to validate the electronic pulses.
- Important Account Information** One of your meter(s) registered lower than normal energy usage this month which is not consistent with your past usage patterns. Usually a drop in usage is the result of customer conservation, seasonal changes or changes in energy needs. If you believe your energy usage has not changed, please call us.
- Important Information** Your bill includes a power factor credit. This month, your power factor adjustment was calculated as follows: (4796.90 - 5020.30) x 10.882000 (On Peak Demand Charge) = \$ 2431.04CR.

**Contact Us**

8-5:00 Monday-Friday

Customer Service: 1-800-714-7777, ext. 7700

Web Site: www.we-energies.com

Electric Emergency: 1-800-562-4797

Please detach bottom portion and return with your payment made payable to We Energies. Please mail payment 7 days prior to due date.

090611323516933100008058808000080588087

ACCOUNT NUMBER	DATE DUE	AMOUNT DUE	AMOUNT ENCLOSED
3235-169-331	09/06/11	\$80,588.08	

SH  
 cyc 031 AC2809

AC2809 3235-169-331



ANR PIPELINE COMPANY  
 ACCOUNTS PAYABLE  
 PO BOX 2446  
 HOUSTON TX 77252-2446



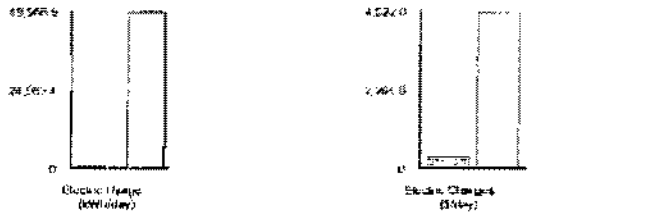
2011 SEP 26 PM 5 05

ACCOUNT NUMBER	DATE DUE	AMOUNT DUE
3235-169-331	10/10/2011	\$12,165.42

ML540

ANR PIPELINE COMPANY  
 E6131 COUNTY ROAD X  
 WEYAUWEGA WI 54983  
 EL PASO 6000 HP COMPRESSOR ENERGY AN

Monthly Energy Usage



Billing Summary

Previous Balance 08/15/11 ..... \$80,588.08  
 Payment Received As Of 09/06/11 ..... \$80,588.08  
 Balance As Of 09/19/11 ..... \$ 0.00  
 Current Energy Charges 09/19/11 ..... \$12,165.42  
**Total Amount Due \$12,165.42**

	Usage/Day	Charges/Day	Avg Temp
Electric	48,966.97	\$4,522.05	66F

Electric Service for 08/13/11 to 09/16/11 (34 Days) - 127 Heating Degree Days / 149 Cooling Degree Days

On Peak Period : 10am to 10pm

Electricity Used

Meter Number ..... PFXT1161  
 Actual Reading on 09/16/11 ..... 3689  
 Actual Reading on 08/13/11 ..... 3688  
 Difference ..... 11  
 Meter Multiplier ..... x3500  
 Total Consumption ..... 35,584 kWhrs  
 Total On Peak Consumption ..... 12,370 kWhrs  
 Total Off-Peak Consumption ..... 23,214 kWhrs  
 Actual On-Peak Demand (08/24/11 @ 12:00)  
 ..... 55,800kw  
 Actual Off-Peak Demand (09/15/11 @ 07:15)  
 ..... 65,700kw  
 Actual Reactive Demand (09/23/11 @ 12:00)  
 ..... 79,700kvar  
 Total Usage Period : 08/13/11 to 09/16/11  
 Current Period Power Factor  
 254,400 / sqrt (254,400 squared + 79,700  
 squared) = 0.574  
 Customer Demand 03/15/11 - 04/15/11  
 5,267,900kw  
 Billed On-Peak Demand - Rate Min 300,000kw  
 Total Consumption for All Meters 35,584  
 Total On-Peak Consumption 12,370  
 Total Off-Peak Consumption 23,214  
 Next Scheduled Meter Reading Date ..... 10/14/11

Current Electricity Charges

General Primary Service - CP1 34 Days  
 Customer Demand Charge > 12470 and < 138000  
 (5,267.90 kw x \$1.007000/kw) ..... \$5,294.36  
 On-Peak Demand Charge > 12470 and < 138000  
 (300.00 kw x \$10.882000/kw) ..... \$3,264.60  
 Act 141 2005 Contribution (34 days x \$5.233830/days) ..... \$177.95  
 Act 141 Base Rate Cost (35,584 kWh x \$0.001740/kWh) ..... \$61.92  
 Facilities (34 days x \$17.230270/days) ..... \$586.85  
 State Low-Income Assistance Fee ..... \$195.00  
 On-Peak Energy > 12470 and < 138000  
 (12,370 kWh x \$0.069850/kWh) ..... \$864.04  
 Off-Peak Energy > 12470 and < 138000  
 (23,214 kWh x \$0.049740/kWh) ..... \$1,164.66  
 Fuel Cost Adjustment - On Peak  
 (12,370 kWh x \$0.005930/kWh) ..... \$73.35  
 Fuel Cost Adjustment - Off Peak  
 (23,214 kWh x \$0.001930/kWh) ..... \$44.88  
 Sales Tax (\$11,346.37 x 5.50%) ..... \$624.05  
**Subtotal Electricity Charges \$11,541.07**  
**Total Electricity Charges \$12,165.42**

WE ENERGIES

ACCT# 3235-169-331

B078442

ML540,1070,63000,1220

Messages

- Important Account Information A new Real-Time Market Pricing rider was recently approved, on a limited basis, by the Public Service Commission of Wisconsin. For details go to [we-energies.com](http://we-energies.com) and type "Real-Time Pricing Rider" in the search box.
- Important Account Information Consumption is billed using electronic meter pulse data. The dial meter readings are used as a check to validate the electronic pulses.
- Important Information Your bill includes a power factor charge. This month, your power factor adjustment was calculated as follows: (300.00 - 254.40) x 10.882000 (On Peak Demand Charge) = \$ 496.22.

Contact Us

8:5:00 Monday-Friday

Please detach bottom portion and return with your payment made payable to We Energies. Please mail payment 7 days prior to due date.

Customer Service: 1-800-714-7777, ext 7700

Web Site: [www.we-energies.com](http://www.we-energies.com)

Electric Emergency: 1-800-662-4757

101011329516933100001216542000012165422

ACCOUNT NUMBER	DATE DUE	AMOUNT DUE	AMOUNT ENCLOSED
3235-169-331	10/10/11	\$12,165.42	

SEP  
cyc 031 AC2809

AC2809 3235-169-331  
00000010 1 SP 105461256240363 P

ANR PIPELINE COMPANY  
 ACCOUNTS PAYABLE  
 PO BOX 2446  
 HOUSTON TX 77252-2446



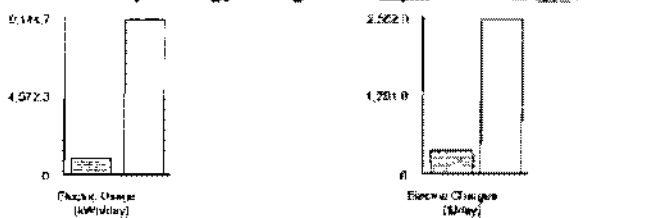


ML540

ACCOUNT NUMBER	DATE DUE	AMOUNT DUE
3235-169-331	11/07/2011	\$11,730.43

2011 OCT 24 PM 2: 53  
 ANR PIPELINE COMPANY  
 E6131 COUNTY ROAD X  
 WEYAUWEGA WI 54983  
 EL PASO 5000 HP COMPRESSOR ENERGY AN

Monthly Energy Usage



Billing Summary

Previous Balance 09/19/11 ..... \$12,165.42  
 Payment Received As Of 10/04/11 ..... \$12,165.42 cr  
 Balance As Of 10/17/11 ..... \$ 0.00  
 Current Energy Charges 10/17/11 ..... \$11,730.43  
**Total Amount Due \$11,730.43**

	Usage/Day	Charges/Day	Avg Temp
Electric	4,972.3	\$404.60	56F

Electric Service for 09/16/11 to 10/15/11 (29 Days) - 274 Heating Degree Days / 29 Cooling Degree Days

On Peak Period : 10am to 10pm

**Electricity Used**  
 Meter Number ..... PFX2T1151  
 Actual Reading on 10/15/11 ..... 3707  
 Actual Reading on 09/16/11 ..... 3699  
 Difference ..... 8  
 Meter Multiplier ..... x3500  
 Total Consumption ..... 30,282 kWhrs  
 Total On-Peak Consumption ..... 10,897 kWhrs  
 Total Off-Peak Consumption ..... 19,385 kWhrs  
 Actual On-Peak Demand (09/26/11 @ 21:15) ..... 65,700kw  
 Actual Off-Peak Demand (09/20/11 @ 07:15) ..... 62,900kw  
 Actual Reactive Demand (09/26/11 @ 21:15) ..... 78,300kvar  
**Total Usage Period : 09/16/11 to 10/15/11**  
 Current Period Power Factor  
 284,400 / sqrt (264,400 squared + 78,300 squared) = 0.643  
 Customer Demand 03/15/11 - 04/15/11  
 5,207,900kw  
 Billed On-Peak Demand - Rate Min 300,000kw  
 Total Consumption for All Meters 30,282  
 Total On-Peak Consumption 10,897  
 Total Off-Peak Consumption 19,385  
 Next Scheduled Meter Reading Date .. 11/14/11

**Current Electricity Charges**  
 General Primary Service - CP1 29 Days  
 Customer Demand Charge > 12470 and < 138000  
 (\$ 207.90 kw x \$1,007,000/kw) ..... \$5,244.36  
 On-Peak Demand Charge > 12470 and < 138000  
 (300.00 kw x \$10,862,000/kw) ..... \$3,264.60  
 Act 141 2005 Contribution (29 days x \$5,233.50/days) ..... \$151.78  
 Act 141 Base Rate Cost (30,282 kWh x \$0.001740/kWh) ..... \$52.69 cr  
 Facilities (29 days x \$17,260.27/days) ..... \$500.55  
 State Low-Income Assistance Fee ..... \$195.00  
 On-Peak Energy > 12470 and < 138000  
 (10,897 kWh x \$0.069650/kWh) ..... \$761.16  
 Off-Peak Energy > 12470 and < 138000  
 (19,385 kWh x \$0.049740/kWh) ..... \$964.21  
 Fuel Cost Adjustment - On Peak  
 (10,897 kWh x \$0.003930/kWh) ..... \$42.82  
 Fuel Cost Adjustment - Off Peak  
 (19,385 kWh x \$0.001630/kWh) ..... \$31.57  
 Subtotal Electricity Charges \$11,129.06  
 Sales Tax (\$10,934.06 x 5.50%) ..... \$601.37  
**Total Electricity Charges \$11,730.43**

**WE ENERGIES**  
 ACCT# 3235-169-331  
 B078442  
 ML540.1070.63000.1220

Messages

- Important Account Information: Consumption is billed using electronic meter pulse data. The dial meter readings are used as a check to validate the electronic pulses.
- Important Information: Your bill includes a power factor charge. This month, your power factor adjustment was calculated as follows: (300.00 - 264.40) x 10.862000 (On Peak Demand Charge) = \$ 367.40

2011 OCT 25 PM 2:53

Contact Us

8-5:00 Monday-Friday

Customer Service: 1-800-714-7777, ext 7700

Electric Emergency: 1-800-662-4797

Web Site: www.we-energies.com

Please detach bottom portion and return with your payment made payable to We Energies. Please mail payment 7 days prior to due date.

110711323516933100001173043000011730435

ACCOUNT NUMBER
3235-169-331

DATE DUE	AMOUNT DUE	AMOUNT ENCLOSED
11/07/11	\$11,730.43	

SH  
 opt. 031 AG2808

AC2808 3235-169-331  
 00000013 1 SP 10548129537898 P  
 ANR PIPELINE COMPANY  
 ACCOUNTS PAYABLE  
 PO BOX 2446  
 HOUSTON TX 77252-2446



>> close window

**ANR PIPELINE COMPANY**  
**E6131 COUNTY ROAD X**  
**WEYAUWEGA WI 54983**  
**EL PASO 6000 HP COMPRESSOR ENERGY AN**

**DATE DUE** 12/05/2011  
**AMOUNT DUE** \$12,123.86  
**ACCOUNT NUMBER** 3235-169-331

**Billing Summary**

Previous Balance 10/17/11	\$11,730.43
Payment Received As Of 11/07/11	\$11,730.43CR
Balance As Of 11/15/11	\$0.00
Current Energy Charges 11/15/11	\$12,123.86

**Total Amount Due \$12,123.86**

**Monthly Energy Usage**



	<b>This Year</b>	<b>Last Year</b>
Average Electric Used Per Day	1,173.16kWh	1,325.90kWh
Average Electric Cost Per Day	\$391.09	\$410.88
Average Temperature	43F	46F

**Messages**

Important Account Information Consumption is billed using electronic meter pulse data. The dial meter readings are used as a check to validate the electronic pulses.

Important Information Your bill includes a power factor charge. This month, your power factor adjustment was calculated as follows: ( 300.00 - 265.00 ) x 10.862000 (On Peak Demand Charge) = \$ 380.87

**Electric Service for 10/15/11 to 11/15/11 (31 Days) - 890 Heating Degree Days**

On Peak Period : 10am to 10pm

**Electricity Used**

Meter Number:	PFXZT1161
Actual Reading on 11/15/11	3716
Actual Reading on 10/15/11	3707
Difference	11
Meter Multiplier	x3500
Total Consumption	36,368 kWhrs
Total On-Peak Consumption	11,916 kWhrs
Total Off-Peak Consumption	24,452 kWhrs
Actual On-Peak Demand (10/17/11 @ 18:45)	62,900kw
Actual Off-Peak Demand (10/20/11 @ 08:15)	69,900kw
Actual Reactive Demand (10/17/11 @ 18:45)	74,100kvar
Next Scheduled Meter Reading Date	12/14/11

**Current Electricity Charges**

General Primary Service - CP1 31 Days	
Customer Demand Charge > 12470 and < 138000	
(5,207.90 kw x \$1.007000/kw)	\$5,244.36
On-Peak Demand Charge > 12470 and < 138000	
(300.00 kw x \$10.862000/kw)	\$3,264.60
Act 141 2005 Contribution (31 days x \$5.233830/days)	\$162.25
Act 141 Base Rate Cost (36,368 kWh x \$0.001740- /kWh)	\$63.26 CR
Facilities (31 days x \$17.260270/days)	\$535.07
State Low-Income Assistance Fee	\$195.00
On-Peak Energy > 12470 and < 138000	
(11,916 kWh x \$0.069850/kWh)	\$832.33
Off-Peak Energy > 12470 and < 138000	
(24,452 kWh x \$0.049740/kWh)	\$1,216.24
Fuel Cost Adjustment - On Peak	
(11,916 kWh x \$0.005830/kWh)	\$70.66
Fuel Cost Adjustment - Off Peak	
(24,452 kWh x \$0.001830/kWh)	\$44.75
<b>Subtotal Electricity Charges</b>	<b>\$11,501.98</b>
Sales Tax (\$11,501.98 x 5.50%)	\$621.88
<b>Total Electricity Charges</b>	<b>\$12,123.86</b>

**Total Usage Period: 10/15/11 to 11/15/11**

Current Period Power Factor	
265.000 / sqrt (265.000 squared +	74.100
squared) =	0.547
Customer Demand 03/15/11 - 04/15/	11
	5,207.900kw

Billed On-Peak Demand - Rate Min	300.000kw
<b>Total Consumption for All Meters</b>	<b>36,368</b>
<b>Total On-Peak Consumption</b>	<b>11,916</b>
<b>Total Off-Peak Consumption</b>	<b>24,452</b>

**Contact Us**

8-5:00 Monday-Friday

Customer Service: 1-800-714-7777, ext. 7700

Electric Emergency: 1-800-662-4797

[Back of bill explanations and additional info](#)

---

Your bill contains 1 insert, click on the image to view this important information:



>> close window

>> close window

**ANR PIPELINE COMPANY**  
**E6131 COUNTY ROAD X**  
**WEYAUWEGA WI 54983**  
**EL PASO 6000 HP COMPRESSOR ENERGY AN**

**DATE DUE** 01/09/2012  
**AMOUNT DUE** \$48,312.76  
**ACCOUNT NUMBER** 3235-169-331

**Billing Summary**

Previous Balance 11/15/11	\$12,123.86
Payment Received As Of 12/05/11	\$12,123.86CR
Balance As Of 12/19/11	\$ 0.00
Current Energy Charges 12/19/11	\$48,312.76
<b>Total Amount Due</b>	<b>\$48,312.76</b>

**Monthly Energy Usage**



	<b>This Year</b>	<b>Last Year</b>
Average Electric Used Per Day	2,564.97kWh	1,487.22kWh
Average Electric Cost Per Day	\$1,610.43	\$388.21
Average Temperature	32F	27F

**Messages**

Important Account Information Consumption is billed using electronic meter pulse data. The dial meter readings are used as a check to validate the electronic pulses.

Important Account Information One of your meter(s) registered lower than normal energy usage this month which is not consistent with your past usage patterns. Usually a drop in usage is the result of customer conservation, seasonal changes or changes in energy needs. If you believe your energy usage has not changed, please call us.

Important Information Your bill includes a power factor credit. This month, your power factor adjustment was calculated as follows: ( 3229.60 - 3295.50 ) x 10 882600 (On Peak Demand Charge) = \$ 717.12CR .

**Electric Service for 11/15/11 to 12/15/11 (30 Days) - 977 Heating Degree Days**

On Peak Period : 10am to 10pm

**Electricity Used**

Meter Number:	PFXZT1238
Actual Reading on 12/15/11	15
Actual Reading on 11/22/11	0
Difference	15
Meter Multiplier	x3500
Meter Number	PFXZT1161
Actual Reading on 11/22/11	3722
Actual Reading on 11/15/11	3718
Difference	4
Meter Multiplier	x3500
Total Consumption 11/15/11 - 11/22/	11
	15,577 kWhrs
Total On-Peak Consumption 11/15/11 - 11/22/	11
	8,802 kWhrs
Total Off-Peak Consumption 11/15/11 - 11/22/	11
	6,775 kWhrs
Total Consumption 11/22/11 - 12/15/	11
	61,372 kWhrs
Total On-Peak Consumption 11/22/11 - 12/15/	11
	20,574 kWhrs
Total Off-Peak Consumption 11/22/11 - 12/15/11	40,798 kWhrs
Actual On-Peak Demand (11/15/11 @ 13:30)	3,295.500kw
Actual Off-Peak Demand (12/14/11 @ 05:15)	5,094.500kw
Actual Reactive Demand (11/15/11 @ 13:30)	1,889.700kvar

**Current Electricity Charges**

General Primary Service - CP1 30 Days	
Customer Demand Charge > 12470 and < 138000	
(5,207.90 kw x \$1.007000/kw)	\$5,244.36
On-Peak Demand Charge > 12470 and < 138000	
(3,229.80 kw x \$10.882600/kw)	\$35,144.51
Act 141 2005 Contribution (30 days x \$5.233830/days)	\$157.01
Act 141 Base Rate Cost (76,949 kWh x \$0.001740/kWh)	\$133.89 CR
Facilities (30 days x \$17.260270/days)	\$517.81
State Low-Income Assistance Fee	\$195.00
On-Peak Energy > 12470 and < 138000	
(29,376 kWh x \$0.069850/kWh)	\$2,051.91
Off-Peak Energy > 12470 and < 138000	
(47,573 kWh x \$0.049740/kWh)	\$2,366.28
Fuel Cost Adjustment - On Peak	
(29,376 kWh x \$0.005930/kWh)	\$174.20
Fuel Cost Adjustment - Off Peak	
(47,573 kWh x \$0.001830/kWh)	\$87.06
<b>Subtotal Electricity Charges</b>	<b>\$45,804.25</b>
Sales Tax (\$45,609.25 x 5.50%)	\$2,508.51
<b>Total Electricity Charges</b>	<b>\$48,312.76</b>

Next Scheduled Meter Reading Date 01/16/12

**Total Usage Period: 11/15/11 to 12/15/11**

Current Period Power Factor

$3,295.500 / \text{sqrt}(3,295.500 \text{ squared} + 0.890 \text{ squared}) = 1,689.700$

Customer Demand 03/15/11 - 04/15/11

5,207,900kw

Billed On-Peak Demand

$3,295.500 * (1 - .5(0.890 - 0.85)) = 3,229.600kw$

**Total Consumption for All Meters 76,949**

**Total On-Peak Consumption 29,376**

**Total Off-Peak Consumption 47,573**

**Contact Us**

8-5:00 Monday-Friday

Customer Service: 1-800-714-7777, ext. 7700

Electric Emergency: 1-800-662-4797

[Back of bill explanations and additional info](#)

Your bill contains 2 inserts, click on the images to view this important information:



**Annual statement  
of the low-income  
Public Benefits  
programs**

>> close window

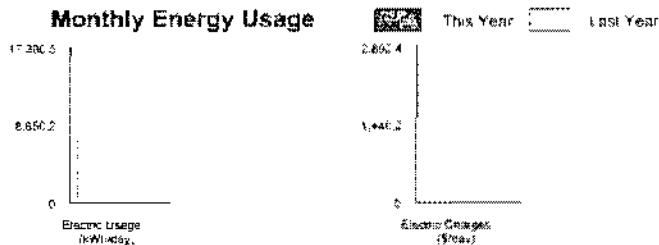




ACCOUNT NUMBER	DATE DUE	AMOUNT DUE
3235-169-331	02/06/2012	\$68,994.07

**ANR PIPELINE COMPANY**  
 ES131 COUNTY ROAD X  
 WEYAUWEGA WI 54983  
 EL PASO 6000 HP COMPRESSOR ENERGY AN

**Monthly Energy Usage**



**Billing Summary**

Previous Balance 12/15/11..... \$48,312.76  
 Payment Received As Of 01/16/12..... \$48,312.76 CR  
 Balance As Of 01/17/12..... \$ .00  
 Current Energy Charges 01/17/12..... \$68,994.07  
**Total Amount Due \$68,994.07**

	Usage/Day	Charges/Day	Avg Temp
Electric	10,432.16	\$2,090.79	28F 20F

**Electric Service for 12/15/11 to 01/17/12 (33 Days) - 1,220 Heating Degree Days**

**On Peak Period : 10am to 10pm**  
**Electricity Used**  
 Meter Number..... PFXZT1238  
 Actual Reading on 01/17/12..... 113  
 Actual Reading on 12/15/11..... 15  
 Difference..... 98  
 Meter Multiplier..... x3500  
 Total Consumption..... 344,261 kWhrs  
 Total On-Peak Consumption..... 110,720 kWhrs  
 Total Off-Peak Consumption..... 233,541 kWhrs  
 Actual On-Peak Demand (01/03/12 @ 12:30)  
 ..... 3,669,300kw  
 Actual Off-Peak Demand (01/13/12 @ 02:00)  
 ..... 4,982,500kw  
 Actual Reactive Demand (01/03/12 @ 12:30)  
 ..... 2,014,500kvar  
**Total Usage Period : 12/15/11 to 01/17/12**  
 Current Period Power Factor  
 3,669,300 / sqrt (3,669,300 squared + 2,014,500  
 squared) = 0.877  
 Customer Demand 03/16/11 - 04/15/11  
 5,207,900kw  
 Billed On-Peak Demand  
 3,669,300\*(1 - 5(.877 - .85)) = 3,619,800kw  
**Total Consumption for All Meters 344,261**  
**Total On-Peak Consumption 110,720**  
**Total Off-Peak Consumption 233,541**  
 Next Scheduled Meter Reading Date..... 02/14/12

**Current Electricity Charges**

General Primary Service - CP1 33 Days  
 Customer Demand Charge > 12470 and < 138000  
 (5,207.90 kw x \$1.007000/kw)..... \$5,214.36  
 On-Peak Demand Charge > 12470 and < 138000  
 (3,619.80 kw x \$10.862000/kw)..... \$39,390.66  
 Act 141 2005 Contribution (33 days x \$5.233830/days)..... \$172.72  
 Act 141 Base Rate Cost (344,261 kWh x \$0.001740/kWh)..... \$599.01 CR  
 Facilities (33 days x \$17,260270/days)..... \$569.59  
 State Low-Income Assistance Fee..... \$195.00  
 On-Peak Energy > 12470 and < 138000  
 (110,720 kWh x \$0.069850/kWh)..... \$7,733.79  
 Off-Peak Energy > 12470 and < 138000  
 (233,541 kWh x \$0.049740/kWh)..... \$11,616.33  
 Fuel Cost Adjustment - On Peak  
 (110,720 kWh x \$0.005930/kWh)..... \$656.57  
 Fuel Cost Adjustment - Off Peak  
 (233,541 kWh x \$0.001630/kWh)..... \$382.38  
**Subtotal Electricity Charges \$65,407.39**  
 Sales Tax (\$65,212.39 x 5.50%)..... \$3,586.68  
**Total Electricity Charges \$68,994.07**

**Messages**

- Important Account Information** Consumption is billed using electronic meter pulse data. The dial meter readings are used as a check to validate the electronic pulses.
- Important Information** Your bill includes a power factor credit. This month, your power factor adjustment was calculated as follows:  
 (3,619.80 - 3,669.30) x 10.862000 (On Peak Demand Charge) = \$ 5,338.66CR

**Contact Us**

8-5:00 Monday-Friday

Customer Service: 1-800-714-7777, ext. 7700

Web Site: www.we-energies.com

Electric Emergency: 1-800-662-4797

Please detach bottom portion and return with your payment made payable to We Energies. Please mail payment 7 days prior to due date.

020612323516933100006899407000068994073

ACCOUNT NUMBER	DATE DUE	AMOUNT DUE	AMOUNT ENCLOSED
3235-169-331	02/06/12	\$68,994.07	

SH  
 cyc 031 AC2809

AC2809 3235-169-331



ANR PIPELINE COMPANY  
 ACCOUNTS PAYABLE  
 PO BOX 2445  
 HOUSTON TX 77252-2445

## **TAB 5**



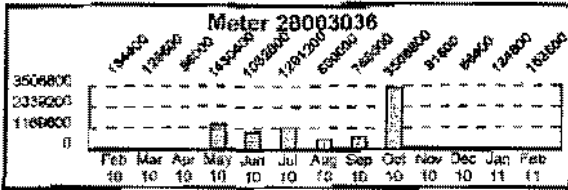
A Touchstone Energy® Cooperative  
 1327 Boyne Avenue, Boyne City, MI 49712  
 888-485-2537 gtlakes.com

Billing Date 02/11/11

Account Number 712044292-004

Name ANR PIPELINE CO  
 Service Address PFLUM RD NE

Meter Number	Service From	Service To	Days Billed	Meter Reading		Multiplier	Consumption		Description	Rate
				Previous	Current		Feb-11	Feb-10		
28003036	12/31/10	01/31/11	31	2605 (Act)	2637 (Act)	4800	153600	134400	PSDS Three Phase	PSD



**Previous Account Activity**

Previous Balance	\$37,000.23
Payment Received 01/27/11 - *Thank You*	\$37,000.23
<b>Account Balance Before Current Charges</b>	<b>\$0.00</b>

**Current Activity**

Monthly Charge	\$390.00
Minimum Recovery Charge	\$28,338.70
Energy Usage	153600 kWh x 00.044250 \$6,796.60
Maximum Demand	500.00 kW x 01.430000 \$715.00
Coincident Demand	209.28 kW x 07.160000 \$1,498.44
Reactive Demand	145.20 kVAR x 00.250000 \$36.30
PSCR on Energy Use	153600 kWh x 00.011440 \$1,757.18
Energy Optimization Surcharge	\$533.14
State Sales Tax	11726.86 x 00.060000 \$703.61
<b>Total Current Activity</b>	<b>\$38,769.17</b>

Max kW	257.280	01/24/11	11:15 AM
500.00 kW Minimum			
Coincident kW	209.280	01/23/11	7:00 PM
200.00 kW Minimum			
Max Reactive kVAR	145.200	01/24/11	12:00 PM

**Total Amount Due on or Before 03/07/11 \$38,769.17**

Energy Optimization programs are now available. Members can take advantage of special offers and rebates for energy efficiency products. Visit [michigan-energy.org](http://michigan-energy.org) or call 877-296-4319 for details.

Pay your bill online and view daily usage. Visit [my.gtlakes.com](http://my.gtlakes.com) today.



A Touchstone Energy® Cooperative  
 1327 Boyne Avenue, Boyne City, MI 49712  
 888-485-2537 gtlakes.com

Due Date 03/07/11  
 Billing Date 02/11/11  
 Account # 712044292-004

Total Amount Due \$38,769.17

712044292 004 03876917 030711 4


BILL PAYMENT CENTER  
 2183 N WATER ROAD  
 HART, MI 49420-9007

03ES43480  
 03/07/11 10:10  
 000012

*Red*

Check this box and complete reverse side to update your address or phone number, enroll in the automatic bill payment program, or People Fund.



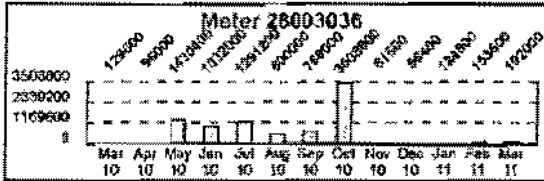
A Touchstone Energy<sup>®</sup> Cooperative   
888-495-2537 glakes.com

Billing Date 03/16/11

Account Number 712044292-004

Name ANR PIPELINE CO  
Service Address PFLUM RD NE

Meter Number	Service From	To	Days Billed	Meter Reading		Multiplier	Consumption		Description	Rate
				Previous	Current		Mar. 11	Mar. 10		
28003036	01/31/11	02/28/11	28	2637 (Act)	2677 (Act)	4800	192000	129800	PSDS Three Phase	PSD



**Previous Account Activity**

Previous Balance	\$38,769.17
Payment Received 02/28/11 - "Thank You"	\$38,769.17
Account Balance Before Current Charges	\$0.00

**Current Activity**

Monthly Charge	\$390.00	
Minimum Recovery Charge	\$28,338.70	
Energy Usage	192000 kWh x 00.044250	\$6,498.00
Maximum Demand	856.32 kW x 01.430000	\$1,224.54
Coincident Demand	657.60 kW x 07.160000	\$4,708.42
Reactive Demand	475.20 kVAR x 00.250000	\$118.80
PSCR on Energy Use	192000 kWh x 00.011440	\$2,196.48
Energy Optimization Surcharge		\$533.14
State Sales Tax	17667.38 x 00.060000	\$1,060.04
<b>Total Current Activity</b>		<b>\$45,066.12</b>


Max kW 856.320 02/11/11 2:45 PM  
500.00 kW Minimum  
Coincident kW 657.600 02/09/11 8:00 PM  
200.00 kW Minimum  
Max Reactive kVAR 475.200 02/11/11 4:00 PM

**Total Amount Due on or Before 04/06/11 \$45,066.12**

Sign up for the People Fund and you'll be entered to win a \$100 billing credit. Six lucky winners will be drawn twice a year. Simply check the box on the back of your bill stub or sign up online. Thank you for supporting this worthy cause.

Recycle your secondary refrigerator or freezer through our Energy Optimization program and receive a \$50 rebate. Visit [www.michigan-energy.org](http://www.michigan-energy.org) or call 877-296-4349 today.



A Touchstone Energy<sup>®</sup> Cooperative   
888-495-2537 glakes.com

Due Date 04/06/11  
Billing Date 03/16/11  
Account # 712044292-004

Total Amount Due \$45,066.12

712044292 004 04506612 040611 7

ANR PIPELINE CO  
ATTN: JENNIFER HOUTMAN  
10000 PFLUM RD NE  
MANCELONA MI 49658-9250

GLENN-001  
DL 07/10/07-07-10  
000016

BILL PAYMENT CENTER  
2183 N WATER ROAD  
HART, MI 49120-9007

Check this box and complete reverse side to update your address or phone number, enroll in the automatic bill payment program, or People Fund.



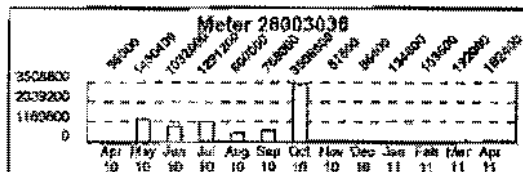
A Touchstone Energy<sup>®</sup> Cooperative  
888-465-2537 gtlakes.com

Billing Date 04/15/11

Account Number 712044292-004

Name ANR PIPELINE CO  
Service Address PFLUM RD NE

Meter Number	Service		Days Billed	Meter Reading		Multiplier	Consumption		Description	Rate
	From	To		Previous	Current		Apr-11	Apr-10		
28003036	02/28/11	03/31/11	31	2577 (Act)	2715 (Act)	4600	182400	96000	PSDS Three Phase	PSD



**Previous Account Activity**

Previous Balance	\$45,066.12
Payment Received 03/28/11 - *Thank You*	\$45,066.12
Account Balance Before Current Charges	\$0.00

**Current Activity**

Monthly Charge	\$390.00
Minimum Recovery Charge	\$26,336.70
Energy Usage	182400 kWh x 00.044250 \$8,071.20
Maximum Demand	900.48 kW x 01.430000 \$1,287.69
Coincident Demand	200.00 kW x 07.180000 \$1,432.00
Reactive Demand	498.24 kVAR x 00.250000 \$124.56
PSGR on Energy Use	182400 kWh x 00.011440 \$2,086.66
Energy Optimization Surcharge	\$533.14
State Sales Tax	13925.25 x 00.060000 \$835.52
<b>Total Current Activity</b>	<b>\$41,099.47</b>

Max kW 900.480 03/29/11 5:00 PM  
500.00 kW Minimum  
Coincident kW 197.520 03/03/11 8:00 PM  
200.00 kW Minimum  
Max Reactive kVAR 498.240 03/29/11 5:00 PM

**Total Amount Due on or Before 05/09/11 \$41,099.47**

Enroll in the People Fund and you will be entered for two chances to win a \$100 billing credit. Visit [gtlakes.com](http://gtlakes.com) today. Your small change will make a big difference.



A Touchstone Energy<sup>®</sup> Cooperative  
888-465-2537 gtlakes.com

Due Date 05/09/11 Total Amount Due \$41,099.47  
Billing Date 04/15/11  
Account # 712044292-004

712044292 004 04109947 050911 7

ANR PIPELINE CO  
ATTN: JENNIFER HOUTMAN  
10000 PFLUM RD NE  
MANCELONA MI 49859-9250


BILL PAYMENT CENTER  
2183 N WATER ROAD  
HART, MI 49428-9007

0000114  
ALTRA ID 100-10  
000011

Check this box and complete reverse side to update your address or phone number, enroll in the automatic bill payment program, or People Fund.

Book - 100  
Page 1 of 1



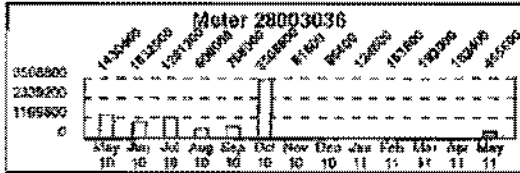
A Touchstone Energy<sup>®</sup> Cooperative   
 888-485-2537 gtlakes.com

Billing Date 05/13/11

Account Number 712044292-004

Name ANR PIPELINE CO  
 Service Address PFLUM RD NE

Meter Number	Service From To	Days Billed	Meter Reading		Multiplier	Consumption		Description	Rate
			Previous	Current		May-11	May-10		
28003036	03/31/11 - 04/30/11	30	2715 (Act)	2812 (Act)	4800	465600	1430400	PSDS Three Phase	FSD



**Previous Account Activity**

Previous Balance	\$41,099.47
Payment Received 04/28/11 - *Thank You*	\$41,099.47
Account Balance Before Current Charges	\$0.00

**Current Activity**

Monthly Charge	\$390.00
Minimum Recovery Charge	\$26,338.70
Energy Usage	465600 kWh x 00.044250 \$20,602.80
Maximum Demand	4166.40 kW x 01.430000 \$5,957.95
Coincident Demand	674.88 kW x 07.160000 \$4,832.14
Reactive Demand	3844.56 kVAR x 00.250000 \$961.14
PSCR on Energy Use	465600 kWh x 00.011440 \$5,326.46
Energy Optimization Surcharge	\$533.14
State Sales Tax	38603.83 x 00.060000 \$2,316.22
<b>Total Current Activity</b>	<b>\$67,258.55</b>

Max kW 4166.400 04/29/11 8:45 PM  
 500.00 kW Minimum  
 Coincident kW 674.880 04/19/11 9:00 PM  
 200.00 kW Minimum  
 Max Reactive kVAR 3844.560 04/29/11 12:00 PM


**Total Amount Due on or Before 06/06/11 \$67,258.55**

Energy Optimization programs are now available. Members can take advantage of special offers and rebates for energy efficiency products. Visit [michigan-energy.org](http://michigan-energy.org) or call 877-296-4319 for details.

Pay your bill online and view your daily energy usage. Visit [my.gtlakes.com](http://my.gtlakes.com) today.

Support non-profit groups in your local community through the People Fund. We'll round up your bill to the next dollar and use the extra change for grants. Fill out the back of your payment stub, visit [gtlakes.com](http://gtlakes.com) or call us today to enroll!




A Touchstone Energy<sup>®</sup> Cooperative   
 888-485-2537 gtlakes.com

Due Date 06/06/11 Total Amount Due \$67,258.55  
 Billing Date 05/13/11  
 Account # 712044292-004

712044292 004 06725855 060611

ANR PIPELINE CO  
 ATTN: JENNIFER HOUTMAN  
 10000 PFLUM RD NE  
 MANCERONA MI 49659-9250

  
 BILL PAYMENT CENTER  
 2160 N WATER ROAD  
 HART, MI 49420-9007

SENDING  
 05/13/2011  
 000008

Check this box and complete reverse side to update your address or phone number, enroll in the automatic bill payment program, or People Fund.



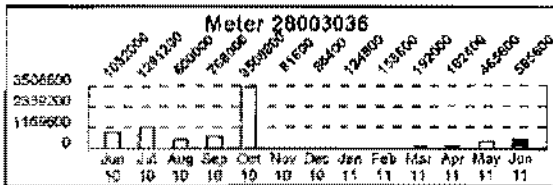
A Touchstone Energy® Cooperative  
888-485-2537 gtlakes.com

Billing Date 06/15/11

Account Number 712044292-004

Name ANR PIPELINE CO  
Service Address PFLUM RD NE

Meter Number	Service From	To	Days Billed	Meter Reading		Multiplier	Consumption		Description	Rate
				Previous	Current		Jun-11	Jun-10		
28003036	04/30/11	05/31/11	31	2812 (Act)	2934 (Act)	4800	585600	1032000	PSDS Three Phase	PSD



**Previous Account Activity**

Previous Balance	\$67,258.55
Payment Received 05/26/11 - *Thank You*	\$67,258.55
<b>Account Balance Before Current Charges</b>	<b>\$0.00</b>

**Current Activity**

Monthly Charge	\$390.00
Minimum Recovery Charge	\$20,338.70
Energy Usage	585600 kWh x 00.044250 \$25,912.80
Maximum Demand	4253.78 kW x 01.430000 \$6,082.88
Coincident Demand	200.00 kW x 07.160000 \$1,432.00
Reactive Demand	4188.96 kVAR x 00.250000 \$1,047.24
PSCR on Energy Use	585600 kWh x 00.011440 \$6,699.26
Energy Optimization Surcharge	\$533.14
State Sales Tax	42097.32 x 00.060000 \$2,525.84
<b>Total Current Activity</b>	<b>\$70,961.86</b>

2010 Capital Credit Allocation \$3,726.05  
 Max KW 4253.780 05/03/11 3:45 PM  
 500.00 kW Minimum  
 Coincident kW 82.560 05/31/11 8:00 PM  
 200.00 kW Minimum  
 Max Reactive kVAR 4188.950 05/29/11 10:00 AM

**Total Amount Due on or Before 07/05/11 \$70,961.86**

Great Lakes Energy returns profits to members in the form of capital credits. It's the Cooperative Difference. Your 2010 capital credit allocation is located in the left portion of this billing statement below the usage graph. This is the amount you've earned based on last year's electricity purchases. Your capital credits will be returned as financial conditions allow.

Vote for your board of directors in next month's *Michigan Country Lines* magazine. Simply return the ballot attached to your magazine by mail. Three board seats are open and the winners will be announced in August. More information about the candidates will appear in the July/August issue of *Michigan Country Lines*.



A Touchstone Energy® Cooperative  
888-485-2537 gtlakes.com

Due Date 07/05/11 Total Amount Due \$70,961.86  
 Billing Date 06/15/11  
 Account # 712044292-004

712044292 004 07096186 070511 2

ANR PIPELINE CO  
ATTN: JENNIFER HOUTMAN  
10000 PFLUM RD NE  
MANCELONA MI 49659-9250

016546717  
GL UTILID-105-1-D  
000013

BILL PAYMENT CENTER  
2183 N WATER ROAD  
HART, MI 49420-9007

Check this box and complete reverse side to update your address or phone number, enroll in the automatic bill payment program, or People Fund.



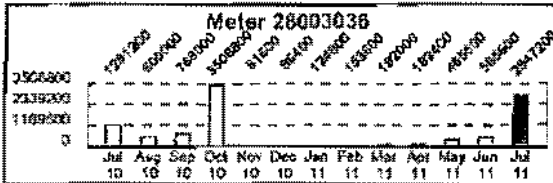
A Touchstone Energy® Cooperative  
888-485-2537 gtlakes.com

Billing Date 07/15/11

Account Number 712044292-004

Name ANR PIPELINE CO  
Service Address PFLUM RD NE

Meter Number	Service		Days Billed	Meter Reading		Multiplier	Consumption		Description	Rate
	From	To		Previous	Current		Jul-11	Jul-10		
28003036	05/31/11	05/30/11	30	2934 (Act)	3548 (Act)	4800	2947200	1291200	PSDS Three Phase	PSD



**Previous Account Activity**

Previous Balance	\$70,961.88
Payment Received 06/27/11 - *Thank You*	\$70,961.88
Account Balance Before Current Charges	\$0.00

**Current Activity**

Monthly Charge	\$390.00
Minimum Recovery Charge	\$28,338.70
Energy Usage	2947200 kWh x 00.044250 \$130,413.60
Maximum Demand	5664.96 kW x 01.430000 \$8,100.89
Coincident Demand	200.00 kW x 07.160000 \$1,432.00
Reactive Demand	3873.84 kVAR x 00.250000 \$968.46
PSCR on Energy Use	2947200 kWh x 00.011440 \$33,715.97
Energy Optimization Surcharge	\$533.14
State Sales Tax	175554.08 x 00.080000 \$10,533.24
<b>Total Current Activity</b>	<b>\$212,426.00</b>

Max kW 5664.96 05/09/11 1:00 PM  
500.00 kW Minimum  
Coincident kW 120.240 06/07/11 7:00 PM  
200.00 kW Minimum  
Max Reactive kVAR 3873.840 06/01/11 9:00 AM

**Total Amount Due on or Before 08/04/11 \$212,426.00**

Vote for your board of directors in the July/August issue of *Michigan Country Lines* magazine. Simply return the ballot attached to your magazine by mail. Three board seats are open and the winners will be announced in August. More information about the candidates appears in the July/August issue of *Michigan Country Lines*.



A Touchstone Energy® Cooperative  
888-485-2537 gtlakes.com

Due Date 06/04/11  
Billing Date 07/15/11  
Account # 712044292-004

Total Amount Due

\$212,426.00

712044292 004 21242600 080411 8

ANR PIPELINE CO  
ATTN: JENNIFER HOUTMAN  
10000 PFLUM RD NE  
MANCELONA MI 49659-9250

01534797  
01PFLUM-12-10  
000006

BILL PAYMENT CENTER  
2183 N WATER ROAD  
HART, MI 49420-9007

Check this box and complete reverse side to update your address or phone number, enroll in the automatic bill payment program, or People Fund.





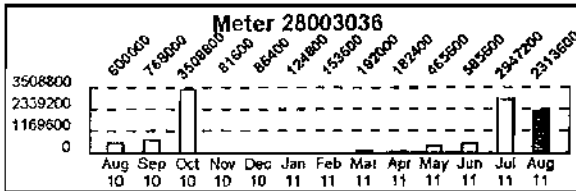
A Touchstone Energy\* Cooperative  
 1323 Boyne Avenue, Boyne City, MI 49712  
 888-485-2537 gtlakes.com

Billing Date 08/12/11

Account Number 712044292-004

Name ANR PIPELINE CO  
 Service Address PFLUM RD NE

Meter Number	Service From To	Days Billied	Meter Reading		Multiplier	Consumption		Description	Rate
			Previous	Current		Aug-11	Aug-10		
28003036	06/30/11 - 07/31/11	31	3548 (Act)	4030 (Act)	4800	2313600	600000	PSDS Three Phase	PSD



Max kW 4534.080 07/31/11 6:15 PM  
 500.00 kW Minimum  
 Coincident kW 97.680 07/20/11 7:00 PM  
 200.00 kW Minimum  
 Max Reactive kVAR 3947.520 07/05/11 10:00 PM

**Previous Account Activity**

Previous Balance	\$212,426.00
Payment Received 08/01/11 - *Thank You*	\$212,426.00
<b>Account Balance Before Current Charges</b>	<b>\$0.00</b>

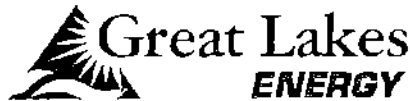
**Current Activity**

Monthly Charge	\$390.00
Minimum Recovery Charge	\$26,338.70
Energy Usage	2313600 kWh x 00.044250 \$102,376.80
Maximum Demand	4534.08 kW x 01.430000 \$6,483.73
Coincident Demand	200.00 kW x 07.160000 \$1,432.00
Reactive Demand	3947.52 kVAR x 00.250000 \$986.88
PSCR on Energy Use	2313600 kWh x 00.011440 \$26,467.58
Energy Optimization Surcharge	\$533.14
State Sales Tax	138670.13 x 00.060000 \$8,320.21
<b>Total Current Activity</b>	<b>\$173,329.04</b>

**Total Amount Due on or Before 09/01/11 \$173,329.04**

Energy Optimization programs are now available. Members can take advantage of rebates for energy efficiency products. Visit [michigan-energy.org](http://michigan-energy.org) or call 877-296-4319 for details.

use the extra change for grants. Fill out the back of your payment stub, visit [gtlakes.com](http://gtlakes.com) or call us today to enroll.



A Touchstone Energy\* Cooperative  
 1323 Boyne Avenue, Boyne City, MI 49712  
 888-485-2537 gtlakes.com

Due Date 09/01/11 Total Amount Due \$173,329.04  
 Billing Date 08/12/11  
 Account # 712044292-004

712044292 004 17332904 090111 0

ANR PIPELINE CO  
 ATTN: JENNIFER HOUTMAN  
 10000 PFLUM RD NE  
 MANCERLONA MI 49659-9250

BILL PAYMENT CENTER  
 2183 N WATER ROAD  
 HART, MI 49420-9007



GLE548272  
 GLUTLQ-15-T 0  
 000009


Check this box and complete reverse side to update your address or phone number, enroll in the automatic bill payment program, or People Fund.



A Touchstone Energy\* Cooperative  
 1323 Boyne Avenue, Boyne City, MI 49712  
 888-486-2537 gtlakes.com

Billing Date 09/14/11  
 Account Number 712044292-004  
 Name ANR PIPELINE CO  
 Service Address PFLUM RD NE

Meter Number	Service From To	Days Billed	Meter Reading		Multiplier	Consumption		Description	Rate
			Previous	Current		Sep-11	Sep-10		
28003036	07/31/11 - 08/31/11	31	4030 (Act)	4801 (Act)	4800	2740800	758000	PSDS Three Phase	PSD



Max kW 5022.720 08/30/11 2:30 PM  
 500.00 kW Minimum  
 Coincident kW 80.400 08/01/11 7:00 PM  
 200.00 kW Minimum  
 Max Reactive KVAR 3947.760 08/13/11 1:00 PM

**Previous Account Activity**

Previous Balance	\$173,329.04
Payment Received 09/01/11 - *Thank You*	\$173,329.04
<b>Account Balance Before Current Charges</b>	<b>\$0.00</b>

**Current Activity**

Monthly Charge	\$390.00
Minimum Recovery Charge	\$33,054.81
Energy Usage 2740800 kWh x 00.044250	\$121,280.40
Maximum Demand 5022.72 kW x 01.430000	\$7,182.49
Coincident Demand 200.00 kW x 07.160000	\$1,432.00
Reactive Demand 3947.76 kVAR x 00.250000	\$986.94
PSCR on Energy Use 2740800 kWh x 00.011440	\$31,354.75
Energy Optimization Surcharge	\$533.14
State Sales Tax 163159.72 x 00.060000	\$9,789.58
<b>Total Current Activity</b>	<b>\$206,004.11</b>

**Total Amount Due on or Before 10/04/11 \$206,004.11**

Please do not use tape, staples or paper clips with your bill payment. These objects can cause damage to our machinery. Thank you for your cooperation.



A Touchstone Energy\* Cooperative  
 1323 Boyne Avenue, Boyne City, MI 49712  
 888-486-2537 gtlakes.com

Due Date 10/04/11 Total Amount Due \$206,004.11  
 Billing Date 09/14/11  
 Account # 712044292-004

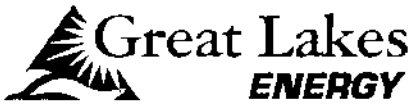
712044292 004 20600411 100411 2

ANR PIPELINE CO  
 ATTN: JENNIFER HOUTMAN  
 10000 PFLUM RD NE  
 MANCERLONA MI 49659-9250

GLE54993  
 GLUTK (2-15-11)  
 000087

BILL PAYMENT CENTER  
 2183 N WATER ROAD  
 HART, MI 49420-9007

Check this box and complete reverse side to update your address or phone number, enroll in the automatic bill payment program, or People Fund.



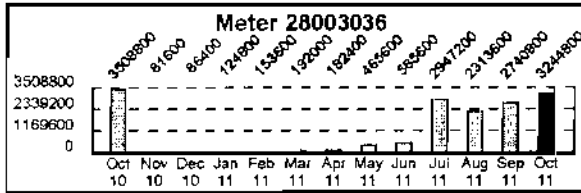
A Touchstone Energy® Cooperative  
888-485-2537 gtlakes.com

Billing Date 10/14/11

Account Number 712044292-004

Name ANR PIPELINE CO  
Service Address PFLUM RD NE

Meter Number	Service From	Service To	Days Billed	Meter Reading		Multiplier	Consumption		Description	Rate
				Previous	Current		Oct-11	Oct-10		
28003036	08/31/11	09/30/11	30	4601 (Act)	5277 (Act)	4800	3244800	3508800	PSDS Three Phase	PSD



**Previous Account Activity**

Previous Balance	\$206,004.11
Payment Received 09/29/11 - *Thank You*	\$206,004.11
<b>Account Balance Before Current Charges</b>	<b>\$0.00</b>

**Current Activity**

Monthly Charge	\$390.00
Minimum Recovery Charge	\$33,054.81
Energy Usage	3244800 kWh x 00.044250 \$143,582.40
Maximum Demand	5199.36 kW x 01.430000 \$7,435.08
Coincident Demand	200.00 kW x 07.160000 \$1,432.00
Reactive Demand	3398.64 kVAR x 00.250000 \$849.66
PSCR on Energy Use	3244800 kWh x 00.011440 \$37,120.51
Energy Optimization Surcharge	\$533.14
State Sales Tax	191342.79 x 00.060000 \$11,480.57
<b>Total Current Activity</b>	<b>\$235,878.17</b>

Max kW 5199.360 09/19/11 3:15 PM  
500.00 kW Minimum  
Coincident kW 84.720 09/02/11 1:00 PM  
200.00 kW Minimum  
Max Reactive kVAR 3398.640 09/21/11 3:00 PM

**Total Amount Due on or Before 11/03/11 \$235,878.17**

Energy Optimization programs are now available! Members can take advantage of special offers and rebates for energy efficiency products. Visit [michigan-energy.org](http://michigan-energy.org) or call 877-296-4319 for details.

Support not-for-profit groups in your local community through the People Fund. We will round up your bill to the next dollar and use the extra change for grants. Fill out the back of your payment stub, visit [gtlakes.com](http://gtlakes.com) or call us today to enroll.



A Touchstone Energy® Cooperative  
888-485-2537 gtlakes.com

Due Date 11/03/11  
Billing Date 10/14/11  
Account # 712044292-004

Total Amount Due \$235,878.17

712044292 004 23587817 110311 1

ANR PIPELINE CO  
ATTN: JENNIFER HOUTMAN  
10000 PFLUM RD NE  
MANCERLONA MI 49659-9250

GLE54988Z  
GL UTIL IQ-7-T-D  
000006

BILL PAYMENT CENTER  
2183 N WATER ROAD  
HART, MI 49420-9007

Check this box and complete reverse side to update your address or phone number, enroll in the automatic bill payment program, or People Fund.



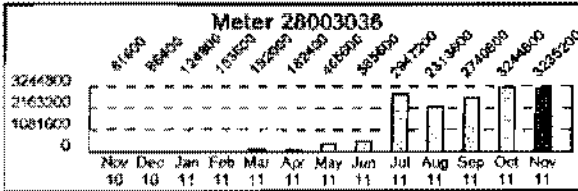
A Touchstone Energy® Cooperative  
 1323 Boyne Avenue, Boyne City, MI 49712  
 888-485-2337 gtlakes.com

Billing Date 11/10/11

Account Number 712044292-004

Name ANR PIPELINE CO  
 Service Address PFLUM RD NE

Meter Number	Service From To	Days Billed	Meter Reading Previous	Meter Reading Current	Multiplier	Consumption Nov-11	Consumption Nov-10	Description	Rate
28003036	09/30/11 - 10/31/11	31	5277 (Act)	5951 (Act)	4800	3235200	81600	PSDS Three Phase	PSD



**Previous Account Activity**

Previous Balance	\$235,878.17
Payment Received 11/07/11 - *Thank You*	\$235,878.17
<b>Account Balance Before Current Charges</b>	<b>\$0.00</b>

**Current Activity**

Monthly Charge	\$390.00
Minimum Recovery Charge	\$33,054.81
Energy Usage	3235200 kWh x 00.044250 \$143,157.60
Maximum Demand	5282.88 kW x 01.430000 \$7,554.52
Coincident Demand	5137.92 kW x 07.160000 \$36,787.51
Reactive Demand	3350.16 kVAR x 00.250000 \$837.54
PSCR on Energy Use	3235200 kWh x 00.011440 \$37,010.69
Energy Optimization Surcharge	\$533.14
State Sales Tax	226271.00 x 00.060000 \$13,576.26
<b>Total Current Activity</b>	<b>\$272,902.07</b>

Max kW	5282.880	10/16/11	7:00 PM
500.00 kW Minimum			
Coincident kW	5137.920	10/25/11	8:00 PM
200.00 kW Minimum			
Max Reactive KVAR	3350.160	10/02/11	5:00 AM

**Total Amount Due on or Before 11/30/11 \$272,902.07**

You could win \$100! Round-up your bill each month through the People Fund. The extra charge will be distributed in the form of grants to in the People Fund to win a \$100 bill credit. Please check the box on your bill stub to be rounded up. You can also enroll at gtlakes.com or by calling our office. Sign up today to be entered to win!

Our offices will be closed Nov. 24-25 for the Thanksgiving holiday. Payments can be made online at gtlakes.com or by using the payment drop box available at the GLE office nearest you. Our dispatch center will remain open to handle any power outages. Outages can be reported by calling 800-678-0411.



A Touchstone Energy® Cooperative  
 1323 Boyne Avenue, Boyne City, MI 49712  
 888-485-2337 gtlakes.com

Due Date 11/30/11  
 Billing Date 11/10/11  
 Account # 712044292-004

Total Amount Due

\$272,902.07

712044292 004 27290207 113011 3


ANR PIPELINE CO  
 ATTN: JENNIFER HOUTMAN  
 10000 PFLUM RD NE  
 MANCERONA MI 49659-9250

GLE50814  
 GLEUTLAKS-ETB  
 000004

BILL PAYMENT CENTER  
 2163 N WATER ROAD  
 HART, MI 49420-9007

Check this box and complete reverse side to update your address or phone number, enroll in the automatic bill payment program, or People Fund.



A Touchstone Energy<sup>®</sup> Cooperative   
 888-185-2537 gtlakes.com

Billing Date 12/14/11  
 Account Number 712044292-004  
 Name ANR PIPELINE CO  
 Service Address PFLUM RD NE

Meter Number	Service		Days Billied	Meter Reading		Multiplier	Consumption		Description	Rate
	From	To		Previous	Current		Jan-11	Jan-10		
90084534	12/01/11	12/01/11	31	0 (Act)	453 (Act)	4800	2174400		PSDS Three Phase	PSD
28003036	10/31/11	12/01/11	31	5951 (Act)	5950 (Act)	4800	139200			

**Previous Account Activity**

Previous Balance	\$272,902.07
Payment Received	\$272,902.00
Account Balance Before Current Charges	\$0.00

**Current Activity**

Monthly Charge	\$390.00
Minimum Recovery Charge	\$33,054.81
Energy Usage	2313600 kWh x 00.044250 \$102,376.80
Maximum Demand	5321.28 kW x 01.430000 \$7,609.43
Coincident Demand	2475.84 kW x 07.160000 17,727.01
Reactive Demand	3305.04 KVAR x 00.250000 \$826.26
PSCR on Energy Use	2313600 kWh x 00.011440 \$26467.59
Energy Optimization Surcharge	\$533.14
State Sales Tax	\$9355.81
<b>Total Current Activity</b>	<b>\$198,340.85</b>

Max kW 500.00 kW Minimum	5321.280	11/02/11	12:15 PM
Coincident kW 200.00 kW Minimum	2475.840	11/29/11	6:00 PM
Max Reactive KVAR	3305.040	11/01/11	8:00 AM

**Total Amount Due on or Before 01/03/12 \$198,340.85**

Our offices will be closed Dec. 23, 26 and Jan 2. Payments can be made online at gtlakes.com or by using the payment drop box available at the GLE office nearest you. Our dispatch center will remain open to handle any power outages. Outages can be reported by calling 800-678-0411.

Support non-profit groups in your local community through the People Fund. We'll round up your bill to the next dollar and use the extra change for grants. Fill out the back of your payment stub, visit gtlakes.com or call us today to enroll.

Detach this portion and return with payment.



Due Date 01/03/12  
 Billing Date 12/14/11  
 Account # 712044292-004

**Total Amount Due \$198,340.85**

ANR PIPELINE CO  
 ATTN: JENNIFER HOUTMAN  
 10000 PFLUM RD NE  
 MANCERLONA MI 49650-9250

Bill Payment Center  
 2183 N. Water Road  
 Hart, MI 49420-9005



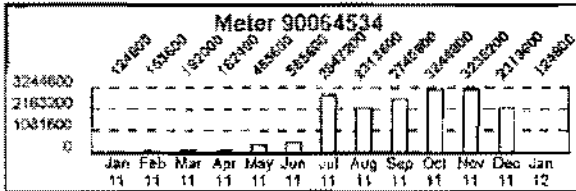
A Touchstone Energy<sup>®</sup> Cooperative  
 1323 Boyne Avenue, Boyne City, MI 49712  
 888-485-2537 glakes.com

Billing Date 01/13/12

Account Number 712044292-004

Name ANR PIPELINE CO  
 Service Address PFLUM RD NE

Meter Number	Service From To	Days Billed	Meter Reading		Multiplier	Consumption		Description	Rate
			Previous	Current		Jan-12	Jan-11		
90064534	12/01/11 - 12/31/11	30	453 (Act)	479 (Act)	4800	124800	124900	PSDS Three Phase	PSD



**Previous Account Activity**

Previous Balance	\$69,982.97
Payment Received 12/27/11 - *Thank You*	\$198,340.85
Adjustment	\$128,357.88
<b>Account Balance Before Current Charges</b>	<b>\$0.00</b>

**Current Activity**

Monthly Charge	\$390.00
Minimum Recovery Charge	\$33,054.81
Energy Usage	124800 kWh x 00.044250 \$5,522.40
Maximum Demand	500.00 kW x 01.430000 \$715.00
Coincident Demand	200.00 kW x 07.160000 \$1,432.00
Reactive Demand	70.08 kVAR x 00.250000 \$17.52
PSCR on Energy Use	124800 kWh x 00.015830 \$1,975.58
Energy Optimization Surcharge	\$533.14
State Sales Tax	10585.64 x 00.060000 \$635.14
<b>Total Current Activity</b>	<b>\$44,275.59</b>

Max kW 142.080 12/28/11 4:30 PM  
 500.00 kW Minimum  
 Coincident kW 132.240 12/28/11 7:00 PM  
 200.00 kW Minimum  
 Max Reactive kVAR 70.080 12/28/11 5:00 PM

**Total Amount Due on or Before 02/01/12 \$44,275.59**

Energy Optimization programs are now available. Members can take advantage of special offers and rebates for energy efficiency products. Visit [michigan-energy.org](http://michigan-energy.org) or call 877-296-4319 for details.



A Touchstone Energy<sup>®</sup> Cooperative  
 1323 Boyne Avenue, Boyne City, MI 49712  
 888-485-2537 glakes.com

Due Date 02/01/12  
 Billing Date 01/13/12  
 Account # 712044292-004

Total Amount Due \$44,275.59

712044292 004 04427559 020112 9

ANR PIPELINE CO  
 ATTN: JENNIFER HOUTMAN  
 10000 PFLUM RD NE  
 MANCERONA MI 49659-9250

BILL PAYMENT CENTER  
 2163 N WATER ROAD  
 HART, MI 49420-9007

Check this box and complete reverse side to update your address or phone number, enroll in the automatic bill payment program, or People Fund.

# Capital Credit Refund

Refund Detail for Account 712044292 ANR PIPELINE CO					Net
Year	Sub	Refund Amount	Previous Payable	Debt Recovered	
2010	003	234.22			234.22
2010	004	3,726.05			3,726.05
Stub Total		3,960.27			3,960.27

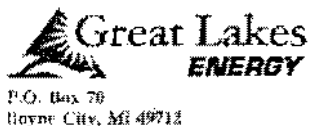
Total Remaining Capital Equity: 91,375.08

the following:

\$234.22 ML530.1501.61200.0502.01221.2096451 -  
 (LSP) ✓ A0183

\$3,726.05 ML540.1070.63000.1225  
 (Calo Spring 1)

THIS CHECK IS VOID WITHOUT A COLORED BACKGROUND AND A TRUE WATERMARK - HOLD UP TO LIGHT TO VIEW



## Capital Credit Refund

Fifth Third Bank (Northern Michigan)  
 Petoskey, Michigan 49770  
 941100934

Check Number

0200501

Check Date

12/11/2011

Net Amount

\*\*\*\*\*3,960.27 ✓

PAY \*\*\*\*\*3,960 Dollars and 27 Cents

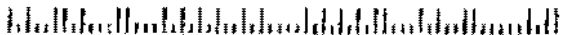
\*200501 \*

VOID AFTER 6 MONTHS

TO THE ORDER OF

ANR PIPELINE CO  
 ATTN: JENNIFER HOUTMAN  
 10000 PELUM RD NE  
 MANCERONA MI

49659-9250



*Steven J. Beckman*  
*William M. Hoff*

SIGNATURE HAS A COLORED BACKGROUND - BORDER CONTAINS MICROPRINTING

⑈0200501⑈

⑈0272601401⑈ 2506589280⑈

ADW micropencil, NW 176

**ANR PIPELINE COMPANY  
DOCKET NO. RP12-\_\_\_\_ - \_\_\_\_\_**

**Re-determination of Transporter's Use (%)s and EPC Charges**

**APPENDIX C-2**

**ANR 2011 Fuel Retention**

Appendix C-2 provides by month the actual fuel and L&U retained by rate route as follows:

Tab 1 – Monthly summaries of the retention levels for storage and transportation services.

Tab 2 - Detailed workpapers in support of Tab 1 monthly transportation fuel retention levels, which consists of copies of reports generated from ANR's volume allocation system, showing the fuel and L&U volumes allocated by contract. (Volume 1 contains January – May, 2011. Volume 2 contains June – December, 2011.)



# **TAB 1**

**ANR Pipeline Company  
Transportation Services  
Storage Fuel Summary**

Prepared: 2/8/2012 3:01:34PM

Page 1 of 1

GSMCR350Reporting Year: *January - December 2011*

<u>January</u>	<u>February</u>	<u>March</u>	<u>April</u>	<u>May</u>	<u>June</u>	<u>July</u>	<u>August</u>	<u>September</u>	<u>October</u>	<u>November</u>	<u>December</u>	<u>Total</u>
12,808	40,525	71,544	200,641	149,254	153,587	134,260	133,114	153,307	143,989	50,250	15,728	1,259,007

(PPA rolled into January)

ANR PIPELINE COMPANY  
FUEL RETAINED BY RATE ROUTE  
SEGMENT CODES

<u>SEGMENT PER SYSTEM REPORT</u>		<u>SEGMENT PER SYSTEM REPORT</u>
ME2	=	ML2
ME3	=	ML3
MI7	=	ML7
WI7	=	ML7
MW6	=	ML6
MW5	=	ML5
HI	=	SE
SE 1	=	SE
SE 2	=	SE
SE 3	=	SE
SE 4	=	SE
SW 1	=	SW
SW 2	=	SW
SW3	=	SW
SW4	=	SW
ML0	=	ML7

**ANR Pipeline Company  
 Transportation Services  
 Fuel and L&U Retained by Rate**
**VARCR350**

 Reporting Year: *January - December 2011*

<u>Receipt Segment</u>	<u>Delivery Segment</u>	<u>January</u>	<u>February</u>	<u>March</u>	<u>April</u>	<u>May</u>	<u>June</u>	<u>July</u>	<u>August</u>	<u>September</u>	<u>October</u>	<u>November</u>	<u>December</u>	<u>Total</u>
HI 0	HI 0	0	0	0	0	0	0	0	0	0	0	0	0	0
ME 2		0	0	0	0	0	0	0	0	0	0	0	0	0
ME 2	ME 2	1,181	506	1,930	532	1,786	1,501	2,309	3,211	5,117	3,635	498	551	22,757
ME 2	ME 3	41,719	32,481	24,526	29,343	35,369	26,177	48,018	44,862	61,056	40,699	75,682	89,597	549,529
ME 2	MI 7	375,025	347,196	526,475	416,942	582,799	367,671	373,874	431,214	462,716	526,095	470,349	410,754	5,291,110
ME 2	MW 6	0	0	0	0	12	0	0	0	0	0	0	0	12
ME 2	SE 1	0	0	0	0	0	0	0	0	0	0	0	0	0
ME 2	SE 2	0	0	0	0	0	0	0	0	0	0	0	0	0
ME 2	SW 1	0	630	0	0	0	0	0	0	0	0	0	0	630
ME 2	SW 3	0	438	0	0	0	0	0	0	0	0	0	0	438
ME 2	SW 4	0	0	14	0	0	0	0	0	0	0	0	0	14
ME 2	WI 7	616	633	478	1,207	0	0	0	0	0	787	0	3,984	7,705
ME 3		0	0	0	0	0	0	0	0	0	0	0	0	0
ME 3	ME 3	6,670	9,338	14,871	4,087	2,751	2,961	5,026	1,690	6,893	7,319	5,082	2,037	68,725
ME 3	MI 7	12,489	27,269	59,954	54,295	46,531	28,996	30,489	46,853	80,942	74,374	78,886	32,594	573,672
ME 3	SE 2	0	0	0	0	0	0	0	0	0	0	0	0	0
ME 3	WI 7	0	0	138	0	0	0	0	0	0	203	635	0	976
MI 7		0	0	0	0	0	0	0	0	0	0	0	0	0
MI 7	ME 2	0	0	0	0	0	0	0	0	0	0	0	0	0
MI 7	ME 3	44,120	31,377	18,506	3,851	1,720	3,372	1,709	1,834	1,714	3,676	6,250	14,106	132,235
MI 7	MI 7	223,641	236,714	191,173	112,744	115,851	98,914	123,846	111,315	99,172	71,229	169,134	231,665	1,785,398
MI 7	ML 0	0	0	0	0	0	0	0	0	0	0	0	0	0
MI 7	ML 7	0	0	0	0	0	0	0	0	0	83	0	0	83
MI 7	MW 5	0	0	0	0	0	0	0	0	0	0	0	0	0
MI 7	MW 6	6,003	4,796	2,380	1,220	808	360	477	493	757	842	1,990	4,015	24,141

**ANR Pipeline Company  
 Transportation Services  
 Fuel and L&U Retained by Rate**
**VARCR350**

 Reporting Year: *January - December* 2011

<u>Receipt Segment</u>	<u>Delivery Segment</u>	<u>January</u>	<u>February</u>	<u>March</u>	<u>April</u>	<u>May</u>	<u>June</u>	<u>July</u>	<u>August</u>	<u>September</u>	<u>October</u>	<u>November</u>	<u>December</u>	<u>Total</u>
MI 7	SE 2	0	0	0	0	0	0	0	0	0	0	0	0	0
MI 7	SW 1	0	0	0	0	0	0	0	0	0	0	0	0	0
MI 7	SW 3	0	0	0	0	0	0	0	0	0	0	0	0	0
MI 7	SW 4	0	0	0	0	0	0	0	0	0	0	0	0	0
MI 7	WI 7	144,984	117,923	125,019	89,188	79,974	66,079	67,661	61,731	54,975	74,862	142,474	163,479	1,188,349
ML 0		0	0	0	0	0	0	0	0	0	0	0	0	0
ML 0	MI 7	0	0	0	0	0	0	0	0	0	0	0	0	0
ML 0	ML 0	2,831	2,436	3,236	3,664	3,720	3,600	3,721	3,720	3,600	3,720	2,416	4,272	40,936
MW 5		0	0	0	0	0	0	0	0	0	0	0	0	0
MW 5	MI 7	0	0	0	0	0	0	0	0	0	0	760	14	774
MW 5	MW 5	0	0	0	0	0	0	0	0	0	0	0	5	5
MW 5	MW 6	434	392	372	270	93	119	31	31	60	155	270	549	2,776
MW 5	SW 1	0	0	0	0	0	0	0	0	0	0	0	0	0
MW 5	SW 3	0	0	0	0	0	0	0	0	0	0	0	0	0
MW 5	SW 4	0	0	0	0	0	0	0	0	0	0	0	0	0
MW 5	WI 7	0	0	0	0	0	0	0	0	0	0	67	0	67
MW 6	MI 7	317	206	364	930	961	1,259	1,141	1,081	632	1,041	812	439	9,183
MW 6	MW 6	0	0	0	0	18	0	261	0	0	0	0	0	279
SE 0	SE 0	0	0	0	0	0	0	0	0	0	0	0	0	0
SE 1		0	0	0	0	0	0	0	0	0	0	0	0	0
SE 1	ME 2	2,162	702	265	1,577	5,396	3,509	3,539	3,101	503	0	0	0	20,754
SE 1	ME 3	215	0	57	506	1	0	0	883	0	0	0	0	1,662
SE 1	MI 7	409	326	277	2,911	0	136,179	1,749	0	19,709	54	0	31	161,645
SE 1	SE 1	0	0	0	0	0	0	0	0	0	0	0	76	76
SE 1	SE 2	491	176	31	135	100	273	32	62	60	62	128	0	1,550



**ANR Pipeline Company  
 Transportation Services  
 Fuel and L&U Retained by Rate**
**VARCR350**

 Reporting Year: *January - December* 2011

<u>Receipt Segment</u>	<u>Delivery Segment</u>	<u>January</u>	<u>February</u>	<u>March</u>	<u>April</u>	<u>May</u>	<u>June</u>	<u>July</u>	<u>August</u>	<u>September</u>	<u>October</u>	<u>November</u>	<u>December</u>	<u>Total</u>
SW 3	MW 6	0	0	0	0	102	0	0	0	0	0	0	0	102
SW 3	SW 1	317	279	261	381	808	708	775	784	750	953	801	859	7,676
SW 3	SW 4	0	0	0	0	0	0	0	0	0	0	0	0	0
SW 3	WI 7	0	0	0	0	6	0	0	0	0	0	0	0	6
SW 4		0	0	0	0	0	0	0	0	0	0	0	0	0
SW 4	ME 3	87,133	53,356	46,745	61,329	67,950	69,350	63,224	67,228	60,734	70,990	59,957	64,392	772,388
SW 4	MI 7	429,059	331,081	452,882	734,313	760,526	739,302	719,526	706,878	747,524	731,124	644,156	597,487	7,593,858
SW 4	MW 5	1,133	1,240	1,263	2,846	2,579	1,347	660	1,942	4,341	4,028	2,083	1,991	25,453
SW 4	MW 6	49,553	42,148	43,820	60,540	53,997	40,883	45,294	52,911	43,367	54,196	60,550	68,830	616,089
SW 4	SE 2	0	0	0	0	0	0	0	0	0	0	0	0	0
SW 4	SW 1	2,536	4,374	133	3,258	62	1,822	22	0	514	130	233	731	13,815
SW 4	SW 3	832	2,144	15	1,283	356	2,097	6,511	5,876	419	2,075	50	73	21,731
SW 4	SW 4	289	1,982	582	1,016	768	527	564	486	403	4,493	415	433	11,958
SW 4	SW 5	75	67	93	218	248	210	217	205	230	236	223	218	2,240
SW 4	WI 7	229,929	202,457	222,737	173,258	167,869	141,219	140,987	130,814	123,862	199,301	340,894	388,907	2,462,234
WI 7		0	0	0	0	0	0	0	0	0	0	0	0	0
WI 7	ME 3	382	0	0	75	352	1,996	1,760	1,655	61	17	143	166	6,607
WI 7	MI 7	19,087	14,937	15,514	68,120	75,729	88,209	102,717	108,406	73,215	75,274	17,562	19,979	678,749
WI 7	MW 6	0	0	0	0	0	0	57	63	0	0	0	0	120
WI 7	SW 3	0	0	0	0	0	0	0	0	0	0	0	0	0
WI 7	WI 7	35,528	28,626	20,811	34,897	34,868	32,179	59,740	56,037	36,179	42,157	25,794	30,252	437,068
<b>Grand Total</b>		2,268,548	2,016,200	2,304,172	2,318,834	2,452,812	2,285,888	2,164,173	2,298,969	2,322,368	2,479,791	2,597,088	2,657,338	28,166,181

(PPA rolled into January)

<b>ANR Pipeline Company</b> <b>Transportation Services</b> <b>Fuel By Route - PPA</b>
---

**VASCR352**

 Reporting Year: *January - December 2011*  
 Production Period: **06/2010**

<u>Production Period</u>	<u>Receipt Segment</u>	<u>Delivery Segment</u>	<u>Service Class</u>	<u>Svc Req Contract</u>	<u>Receipt Location</u>	<u>Receipt Loc Prop</u>	<u>Delivery Location</u>	<u>Delivery Loc Prop</u>	<u>Fuel Quantity</u>
6/2010	MI 7	WI 7	TR	1600	505038	153808	505026	139258	1
	<b>Segment</b>								1
	<b>Total for 06/2010</b>								1
7/2010	MI 7	MI 7	TR	114744	505230	153728	505541	1181282	72
7/2010	MI 7	MI 7	TR	114744	505230	153728	521098	108641	-72
7/2010	MI 7	MI 7	TR	116689	505038	153808	505541	1181282	110
7/2010	MI 7	MI 7	TR	116689	505038	153808	521098	108641	-110
7/2010	MI 7	MI 7	TR	116803	505038	153808	505541	1181282	37
7/2010	MI 7	MI 7	TR	116803	505038	153808	521098	108641	-37
7/2010	MI 7	MI 7	TR	117055	505038	153808	505541	1181282	65
7/2010	MI 7	MI 7	TR	117055	505038	153808	521098	108641	-65
7/2010	MI 7	MI 7	TR	117176	505038	153808	505541	1181282	30
7/2010	MI 7	MI 7	TR	117176	505038	153808	521098	108641	-30
	<b>Segment</b>								0
7/2010	MI 7	WI 7	TR	1600	505038	153808	505026	139258	-1
	<b>Segment</b>								-1
7/2010	SE 2	MI 7	TR	113357	505002	103565	505541	1181282	100
7/2010	SE 2	MI 7	TR	113357	505002	103565	521098	108641	-100
7/2010	SE 2	MI 7	TR	113408	505002	103565	505541	1181282	1,569
7/2010	SE 2	MI 7	TR	113408	505002	103565	521098	108641	-1,569
7/2010	SE 2	MI 7	TR	114744	505002	103565	505541	1181282	21,284
7/2010	SE 2	MI 7	TR	114744	505002	103565	521098	108641	-21,284
7/2010	SE 2	MI 7	TR	117149	505002	103565	505541	1181282	167
7/2010	SE 2	MI 7	TR	117149	505002	103565	521098	108641	-167
7/2010	SE 2	MI 7	TR	117151	505002	103565	505541	1181282	334
7/2010	SE 2	MI 7	TR	117151	505002	103565	521098	108641	-334
	<b>Segment</b>								0
	<b>Total for 07/2010</b>								-1





<b>ANR Pipeline Company</b> <b>Transportation Services</b> <b>Fuel By Route - PPA</b>
---

**VASCR352**

 Reporting Year: *January - December 2011*  
 Production Period: *12/2010*

<u>Production Period</u>	<u>Receipt Segment</u>	<u>Delivery Segment</u>	<u>Service Class</u>	<u>Svc Reg Contract</u>	<u>Receipt Location</u>	<u>Receipt Loc Prop</u>	<u>Delivery Location</u>	<u>Delivery Loc Prop</u>	<u>Fuel Quantity</u>
12/2010	MI 7	MI 7	TR	114744	505230	153728	505541	1181282	34
12/2010	MI 7	MI 7	TR	114744	505230	153728	521098	108641	-34
	<b>Segment</b>								<b>0</b>
12/2010	MI 7	WI 7	TR	113363	505038	153808	521266	28702	1
	<b>Segment</b>								<b>1</b>
12/2010	SE 1	SE 2	TR	113017	512438	40674	505240	217760	31
	<b>Segment</b>								<b>31</b>
12/2010	SE 2	MI 7	TR	114744	505002	103565	505541	1181282	3,486
12/2010	SE 2	MI 7	TR	114744	505002	103565	521098	108641	-1,791
	<b>Segment</b>								<b>1,695</b>
12/2010	SE 2	SE 1	OB	97628	505264	68285	505276	325427	-84
12/2010	SE 2	SE 1	TR	114632	505002	103565	505276	325427	129
	<b>Segment</b>								<b>45</b>
12/2010	SE 2	SE 2	OB	97628	505264	68285	505240	217760	-9
12/2010	SE 2	SE 2	OB	97628	505264	68285	520033	140154	-37
12/2010	SE 2	SE 2	OB	97628	505264	68285	520034	140153	-339
12/2010	SE 2	SE 2	TR	80285	505396	360185	520033	140154	16
12/2010	SE 2	SE 2	TR	80285	505396	360185	520034	140153	11
12/2010	SE 2	SE 2	TR	80285	505396	360185	523011	314576	5
12/2010	SE 2	SE 2	TR	106779	505002	103565	505240	217760	589
12/2010	SE 2	SE 2	TR	109607	505002	103565	520034	140153	62
12/2010	SE 2	SE 2	TR	109798	505002	103565	520033	140154	22
12/2010	SE 2	SE 2	TR	112145	505002	103565	520033	140154	161
12/2010	SE 2	SE 2	TR	112145	505002	103565	520034	140153	23
12/2010	SE 2	SE 2	TR	112145	505396	360185	520033	140154	62
12/2010	SE 2	SE 2	TR	113122	505002	103565	520034	140153	682
12/2010	SE 2	SE 2	TR	114051	505002	103565	505240	217760	31
	<b>Segment</b>								<b>1,279</b>
12/2010	SE 3	SE 1	TR	106409	510022	29636	505276	325427	124
12/2010	SE 3	SE 1	TR	109160	510022	29636	505276	325427	93

<b>ANR Pipeline Company          Transportation Services          Fuel By Route - PPA</b>
---

**VASCR352**

 Reporting Year: *January - December 2011*  
 Production Period: **12/2010**

<u>Production Period</u>	<u>Receipt Segment</u>	<u>Delivery Segment</u>	<u>Service Class</u>	<u>Svc Req Contract</u>	<u>Receipt Location</u>	<u>Receipt Loc Prop</u>	<u>Delivery Location</u>	<u>Delivery Loc Prop</u>	<u>Fuel Quantity</u>
12/2010	SE 3	SE 1	TR	109160	511110	123479	505276	325427	62
12/2010	SE 3	SE 1	TR	112714	510022	29636	505276	325427	62
12/2010	SE 3	SE 1	TR	115354	511126	186211	505276	325427	84
	<b>Segment</b>								<b>425</b>
12/2010	SE 3	SE 2	TR	106409	510022	29636	505240	217760	54
12/2010	SE 3	SE 2	TR	109751	510022	29636	505240	217760	155
12/2010	SE 3	SE 2	TR	113581	513017	345117	505240	217760	310
12/2010	SE 3	SE 2	TR	115495	510022	29636	505240	217760	62
	<b>Segment</b>								<b>581</b>
12/2010	SE 4	SE 2	TR	80285	512484	262432	520033	140154	550
12/2010	SE 4	SE 2	TR	80285	512566	145717	520033	140154	390
12/2010	SE 4	SE 2	TR	80725	512122	31156	520033	140154	31
12/2010	SE 4	SE 2	TR	102610	512544	184272	520034	140153	1
12/2010	SE 4	SE 2	TR	105771	505421	388014	520034	140153	24
12/2010	SE 4	SE 2	TR	105787	505421	388014	523011	314576	72
12/2010	SE 4	SE 2	TR	105787	505460	467811	523011	314576	30
12/2010	SE 4	SE 2	TR	107281	512178	31416	520034	140153	31
12/2010	SE 4	SE 2	TR	107291	512168	226833	523011	314576	1
12/2010	SE 4	SE 2	TR	107291	512484	262432	520033	140154	27
12/2010	SE 4	SE 2	TR	108649	512152	31115	520033	140154	23
12/2010	SE 4	SE 2	TR	108649	513073	321545	520034	140153	93
12/2010	SE 4	SE 2	TR	109158	512102	30798	520033	140154	62
12/2010	SE 4	SE 2	TR	109158	512152	31115	520033	140154	24
12/2010	SE 4	SE 2	TR	109158	512168	226833	520033	140154	31
12/2010	SE 4	SE 2	TR	109607	512484	262432	523011	314576	1
12/2010	SE 4	SE 2	TR	109727	512484	262432	520034	140153	186
12/2010	SE 4	SE 2	TR	110501	512566	145717	520033	140154	116
12/2010	SE 4	SE 2	TR	110501	512566	145717	520034	140153	1
12/2010	SE 4	SE 2	TR	110501	512566	145717	523011	314576	2
12/2010	SE 4	SE 2	TR	110508	512566	145717	520033	140154	30
12/2010	SE 4	SE 2	TR	111476	512566	145717	520033	140154	210
12/2010	SE 4	SE 2	TR	111570	505421	388014	520034	140153	24

**ANR Pipeline Company  
Transportation Services  
Fuel By Route - PPA**

VASCR352

Reporting Year: *January - December 2011*  
Production Period: 12/2010

<u>Production Period</u>	<u>Receipt Segment</u>	<u>Delivery Segment</u>	<u>Service Class</u>	<u>Svc Req Contract</u>	<u>Receipt Location</u>	<u>Receipt Loc Prop</u>	<u>Delivery Location</u>	<u>Delivery Loc Prop</u>	<u>Fuel Quantity</u>
12/2010	SE 4	SE 2	TR	111570	505421	388014	523011	314576	1
12/2010	SE 4	SE 2	TR	111594	505421	388014	523011	314576	24
12/2010	SE 4	SE 2	TR	112313	505460	467811	520033	140154	69
12/2010	SE 4	SE 2	TR	113303	505530	966370	520033	140154	124
12/2010	SE 4	SE 2	TR	115354	512484	262432	520033	140154	36
12/2010	SE 4	SE 2	TR	115489	513026	362771	520033	140154	31
12/2010	SE 4	SE 2	TR	115503	512112	150702	523011	314576	2
12/2010	SE 4	SE 2	TR	115503	512130	263312	520033	140154	15
12/2010	SE 4	SE 2	TR	115551	512204	150713	520034	140153	23
	<b>Segment</b>								<b>2,285</b>
	<b>Total for 12/2010</b>								<b>6,342</b>
	<b>Annual Grand Total</b>								<b>6,336</b>

## **TAB 2**

<b>ANR Pipeline Company          Transportation Services          Fuel By Route Analysis</b>
--

**VASCR351**

 Reporting Year: *January - December 2011*  
 Production Period: 01/2011

<u>Production Period</u>	<u>Receipt Segment</u>	<u>Delivery Segment</u>	<u>Service Class</u>	<u>Svc Req Contract</u>	<u>Receipt Location</u>	<u>Receipt Loc Prop</u>	<u>Delivery Location</u>	<u>Delivery Loc Prop</u>	<u>Fuel Quantity</u>
1/2011	ME 2	ME 2	TR	105508	513066	702777	523069	1055519	316
1/2011	ME 2	ME 2	TR	112842	505226	153719	521044	261572	466
1/2011	ME 2	ME 2	TR	116080	513087	924935	521668	22975	340
1/2011	ME 2	ME 2	TR	118061	505226	153719	521978	218539	29
1/2011	ME 2	ME 2	TR	118061	513087	924935	521978	218539	30
		<b>Segment</b>							<b>1,181</b>
1/2011	ME 2	ME 3	TR	110899	513084	803184	521620	16118	2,573
1/2011	ME 2	ME 3	TR	110899	513087	924935	521552	16265	2,455
1/2011	ME 2	ME 3	TR	110899	513087	924935	521620	16118	1,691
1/2011	ME 2	ME 3	TR	110899	513087	924935	521626	40184	1,832
1/2011	ME 2	ME 3	TR	110899	513090	927982	521552	16265	777
1/2011	ME 2	ME 3	TR	110899	513090	927982	521620	16118	536
1/2011	ME 2	ME 3	TR	110899	513090	927982	521626	40184	580
1/2011	ME 2	ME 3	TR	113528	513066	702777	520024	21906	51
1/2011	ME 2	ME 3	TR	113528	513083	803183	520024	21906	1,879
1/2011	ME 2	ME 3	TR	113528	513084	803184	520024	21906	12,104
1/2011	ME 2	ME 3	TR	114490	513066	702777	521620	16118	323
1/2011	ME 2	ME 3	TR	114490	513083	803183	521620	16118	2,994
1/2011	ME 2	ME 3	TR	114490	513084	803184	521620	16118	732
1/2011	ME 2	ME 3	TR	116043	513084	803184	521620	16118	7,033
1/2011	ME 2	ME 3	TR	116043	513084	803184	521626	40184	1,805
1/2011	ME 2	ME 3	TR	116713	513087	924935	521010	40186	60
1/2011	ME 2	ME 3	TR	117764	513084	803184	521010	40186	69
1/2011	ME 2	ME 3	TR	117764	513087	924935	521010	40186	80
1/2011	ME 2	ME 3	TR	117813	513084	803184	521552	16265	1,240
1/2011	ME 2	ME 3	TR	118061	513087	924935	520015	108796	14
1/2011	ME 2	ME 3	TR	118061	513087	924935	521010	40186	1,054
1/2011	ME 2	ME 3	TR	118061	513087	924935	521092	4475	329
1/2011	ME 2	ME 3	TR	118061	513087	924935	521528	4351	327
1/2011	ME 2	ME 3	TR	118061	513087	924935	521534	138745	62
1/2011	ME 2	ME 3	TR	118061	513087	924935	521620	16118	237
1/2011	ME 2	ME 3	TR	118061	513087	924935	521626	40184	882

**ANR Pipeline Company  
 Transportation Services  
 Fuel By Route Analysis**

VASCR351

Reporting Year: *January - December 2011*  
 Production Period: *01/2011*

<u>Production Period</u>	<u>Receipt Segment</u>	<u>Delivery Segment</u>	<u>Service Class</u>	<u>Svc Req Contract</u>	<u>Receipt Location</u>	<u>Receipt Loc Prop</u>	<u>Delivery Location</u>	<u>Delivery Loc Prop</u>	<u>Fuel Quantity</u>
									41,719
1/2011	ME 2	MI 7	TR	104988	510013	9699	521116	42078	144
1/2011	ME 2	MI 7	TR	106308	521594	20666	505038	153808	165
1/2011	ME 2	MI 7	TR	106966	513083	803183	521116	42078	201
1/2011	ME 2	MI 7	TR	110899	513084	803184	521622	110850	7,016
1/2011	ME 2	MI 7	TR	112425	513090	927982	521116	42078	3,051
1/2011	ME 2	MI 7	TR	112583	513066	702777	521008	11616	251
1/2011	ME 2	MI 7	TR	112583	513066	702777	521074	40470	763
1/2011	ME 2	MI 7	TR	112583	513066	702777	521098	108641	224
1/2011	ME 2	MI 7	TR	112583	513066	702777	521116	42078	288
1/2011	ME 2	MI 7	TR	112583	513066	702777	521118	11578	1,231
1/2011	ME 2	MI 7	TR	112583	513066	702777	521122	11751	53
1/2011	ME 2	MI 7	TR	112583	513066	702777	521124	11562	388
1/2011	ME 2	MI 7	TR	112583	513066	702777	521132	11563	67
1/2011	ME 2	MI 7	TR	112583	513066	702777	521138	11680	96
1/2011	ME 2	MI 7	TR	112583	513066	702777	521142	40477	932
1/2011	ME 2	MI 7	TR	112583	513066	702777	521144	11580	397
1/2011	ME 2	MI 7	TR	112583	513066	702777	521146	11785	341
1/2011	ME 2	MI 7	TR	112583	513066	702777	521154	11574	641
1/2011	ME 2	MI 7	TR	112583	513066	702777	521158	11581	1,081
1/2011	ME 2	MI 7	TR	112583	513066	702777	521162	11748	83
1/2011	ME 2	MI 7	TR	112583	513066	702777	521636	22992	274
1/2011	ME 2	MI 7	TR	112583	513066	702777	521670	40468	1,380
1/2011	ME 2	MI 7	TR	112583	513083	803183	505038	153808	81
1/2011	ME 2	MI 7	TR	112583	513083	803183	521008	11616	128
1/2011	ME 2	MI 7	TR	112583	513083	803183	521074	40470	1,604
1/2011	ME 2	MI 7	TR	112583	513083	803183	521098	108641	151
1/2011	ME 2	MI 7	TR	112583	513083	803183	521116	42078	562
1/2011	ME 2	MI 7	TR	112583	513083	803183	521118	11578	1,613
1/2011	ME 2	MI 7	TR	112583	513083	803183	521122	11751	85
1/2011	ME 2	MI 7	TR	112583	513083	803183	521124	11562	490
1/2011	ME 2	MI 7	TR	112583	513083	803183	521132	11563	82
1/2011	ME 2	MI 7	TR	112583	513083	803183	521138	11680	109

**ANR Pipeline Company  
 Transportation Services  
 Fuel By Route Analysis**

**VASCR351**

Reporting Year: *January - December 2011*  
 Production Period: 01/2011

<u>Production Period</u>	<u>Receipt Segment</u>	<u>Delivery Segment</u>	<u>Service Class</u>	<u>Svc Reg Contract</u>	<u>Receipt Location</u>	<u>Receipt Loc Prop</u>	<u>Delivery Location</u>	<u>Delivery Loc Prop</u>	<u>Fuel Quantity</u>
1/2011	ME 2	MI 7	TR	112583	513083	803183	521142	40477	1,391
1/2011	ME 2	MI 7	TR	112583	513083	803183	521144	11580	920
1/2011	ME 2	MI 7	TR	112583	513083	803183	521146	11785	561
1/2011	ME 2	MI 7	TR	112583	513083	803183	521154	11574	994
1/2011	ME 2	MI 7	TR	112583	513083	803183	521158	11581	1,584
1/2011	ME 2	MI 7	TR	112583	513083	803183	521162	11748	120
1/2011	ME 2	MI 7	TR	112583	513083	803183	521636	22992	459
1/2011	ME 2	MI 7	TR	112583	513083	803183	521670	40468	2,000
1/2011	ME 2	MI 7	TR	113528	513083	803183	521116	42078	75
1/2011	ME 2	MI 7	TR	113528	513083	803183	521588	40481	6
1/2011	ME 2	MI 7	TR	114490	513066	702777	521098	108641	1,654
1/2011	ME 2	MI 7	TR	114490	513083	803183	521098	108641	4,975
1/2011	ME 2	MI 7	TR	114490	513083	803183	521116	42078	476
1/2011	ME 2	MI 7	TR	114490	513084	803184	521098	108641	140
1/2011	ME 2	MI 7	TR	114781	513066	702777	521008	11616	12,120
1/2011	ME 2	MI 7	TR	114781	513066	702777	521016	4196	23,032
1/2011	ME 2	MI 7	TR	114781	513066	702777	521116	42078	6,179
1/2011	ME 2	MI 7	TR	114781	513066	702777	521636	22992	7,914
1/2011	ME 2	MI 7	TR	115824	513084	803184	505019	139251	7,915
1/2011	ME 2	MI 7	TR	115824	513084	803184	521116	42078	1,200
1/2011	ME 2	MI 7	TR	116043	513084	803184	505038	153808	16
1/2011	ME 2	MI 7	TR	116043	513084	803184	521008	11616	1,879
1/2011	ME 2	MI 7	TR	116043	513084	803184	521098	108641	6,386
1/2011	ME 2	MI 7	TR	116043	513084	803184	521116	42078	408
1/2011	ME 2	MI 7	TR	116043	513084	803184	521962	139401	1,054
1/2011	ME 2	MI 7	TR	116043	513084	803184	523008	312117	259
1/2011	ME 2	MI 7	TR	117308	513065	693715	521116	42078	1,223
1/2011	ME 2	MI 7	TR	117329	513084	803184	521008	11616	9,858
1/2011	ME 2	MI 7	TR	117330	513084	803184	521116	42078	10,013
1/2011	ME 2	MI 7	TR	117614	513054	467676	505108	243097	4,430
1/2011	ME 2	MI 7	TR	117614	513054	467676	510005	246067	4,323
1/2011	ME 2	MI 7	TR	117614	513054	467676	521116	42078	10,542
1/2011	ME 2	MI 7	TR	117614	513054	467676	521636	22992	2,032



**ANR Pipeline Company  
 Transportation Services  
 Fuel By Route Analysis**

VASCR351

Reporting Year: *January - December 2011*  
 Production Period: 01/2011

<u>Production Period</u>	<u>Receipt Segment</u>	<u>Delivery Segment</u>	<u>Service Class</u>	<u>Svc Rea Contract</u>	<u>Receipt Location</u>	<u>Receipt Loc Prop</u>	<u>Delivery Location</u>	<u>Delivery Loc Prop</u>	<u>Fuel Quantity</u>
1/2011	ME 2	MI 7	TR	117614	513066	702777	505108	243097	8,125
1/2011	ME 2	MI 7	TR	117614	513066	702777	510005	246067	5,750
1/2011	ME 2	MI 7	TR	117614	513066	702777	521116	42078	10,655
1/2011	ME 2	MI 7	TR	117614	513066	702777	521636	22992	5,107
1/2011	ME 2	MI 7	TR	117614	513087	924935	510005	246067	1,095
1/2011	ME 2	MI 7	TR	117614	513087	924935	521116	42078	2,977
1/2011	ME 2	MI 7	TR	117614	513087	924935	521636	22992	2,995
1/2011	ME 2	MI 7	TR	117659	513054	467676	505108	243097	547
1/2011	ME 2	MI 7	TR	117659	513054	467676	521116	42078	3,048
1/2011	ME 2	MI 7	TR	117659	513066	702777	521116	42078	1,232
1/2011	ME 2	MI 7	TR	117727	513066	702777	521588	40481	276
1/2011	ME 2	MI 7	TR	117727	513083	803183	521588	40481	2,175
1/2011	ME 2	MI 7	TR	117727	513084	803184	521588	40481	270
1/2011	ME 2	MI 7	TR	117764	513084	803184	521008	11616	9,059
1/2011	ME 2	MI 7	TR	117764	513084	803184	521116	42078	18,994
1/2011	ME 2	MI 7	TR	117764	513084	803184	521932	138744	18,892
1/2011	ME 2	MI 7	TR	117764	513087	924935	521008	11616	659
1/2011	ME 2	MI 7	TR	117764	513087	924935	521116	42078	1,250
1/2011	ME 2	MI 7	TR	117764	513087	924935	521932	138744	219
1/2011	ME 2	MI 7	TR	117766	513084	803184	521008	11616	2,844
1/2011	ME 2	MI 7	TR	117766	513084	803184	521116	42078	4,503
1/2011	ME 2	MI 7	TR	117770	513084	803184	521008	11616	12,749
1/2011	ME 2	MI 7	TR	117770	513084	803184	521116	42078	26,378
1/2011	ME 2	MI 7	TR	117978	513054	467676	521116	42078	2,223
1/2011	ME 2	MI 7	TR	117978	513066	702777	521116	42078	154
1/2011	ME 2	MI 7	TR	117978	513087	924935	505108	243097	2,544
1/2011	ME 2	MI 7	TR	117978	513087	924935	521116	42078	10,171
1/2011	ME 2	MI 7	TR	117978	513090	927982	505108	243097	371
1/2011	ME 2	MI 7	TR	117978	513090	927982	521116	42078	3,763
1/2011	ME 2	MI 7	TR	117987	513084	803184	521008	11616	14,448
1/2011	ME 2	MI 7	TR	117987	513084	803184	521116	42078	4,236
1/2011	ME 2	MI 7	TR	117987	513084	803184	523008	312117	763
1/2011	ME 2	MI 7	TR	118061	513087	924935	505017	139249	6,943

**ANR Pipeline Company  
Transportation Services  
Fuel By Route Analysis**

**VASCR351**

Reporting Year: *January - December 2011*  
 Production Period: 01/2011

<u>Production Period</u>	<u>Receipt Segment</u>	<u>Delivery Segment</u>	<u>Service Class</u>	<u>Svc Req Contract</u>	<u>Receipt Location</u>	<u>Receipt Loc Prop</u>	<u>Delivery Location</u>	<u>Delivery Loc Prop</u>	<u>Fuel Quantity</u>
1/2011	ME 2	MI 7	TR	118061	513087	924935	521116	42078	24
1/2011	ME 2	MI 7	TR	118061	513087	924935	521636	22992	86
1/2011	ME 2	MI 7	TR	118067	513087	924935	505017	139249	5,010
1/2011	ME 2	MI 7	TR	118073	513065	693715	505108	243097	238
1/2011	ME 2	MI 7	TR	118073	513065	693715	521116	42078	7,462
1/2011	ME 2	MI 7	TR	118073	513087	924935	505108	243097	2,057
1/2011	ME 2	MI 7	TR	118073	513087	924935	521116	42078	20,943
1/2011	ME 2	MI 7	TR	118073	513090	927982	505108	243097	911
1/2011	ME 2	MI 7	TR	118073	513090	927982	521116	42078	2,769
	<b>Segment</b>								<b>375,025</b>
1/2011	ME 2	WI 7	TR	115270	513066	702777	505437	395744	308
1/2011	ME 2	WI 7	TR	117659	513054	467676	523034	384136	308
	<b>Segment</b>								<b>616</b>
1/2011	ME 3	ME 3	TR	110885	510008	38224	520027	295956	96
1/2011	ME 3	ME 3	TR	110885	513085	742252	520014	261713	63
1/2011	ME 3	ME 3	TR	110885	513085	742252	520018	22986	189
1/2011	ME 3	ME 3	TR	110885	513085	742252	521010	40186	728
1/2011	ME 3	ME 3	TR	110885	513085	742252	521032	138747	3
1/2011	ME 3	ME 3	TR	110885	513085	742252	521528	4351	28
1/2011	ME 3	ME 3	TR	110885	513085	742252	521534	138745	1,457
1/2011	ME 3	ME 3	TR	110885	513085	742252	521620	16118	92
1/2011	ME 3	ME 3	TR	110885	513085	742252	521626	40184	67
1/2011	ME 3	ME 3	TR	110902	513085	742252	520018	22986	1,658
1/2011	ME 3	ME 3	TR	111481	513085	742252	520027	295956	198
1/2011	ME 3	ME 3	TR	111481	513085	742252	521010	40186	3
1/2011	ME 3	ME 3	TR	111719	513085	742252	521552	16265	93
1/2011	ME 3	ME 3	TR	111719	513085	742252	521626	40184	75
1/2011	ME 3	ME 3	TR	112032	510008	38224	520014	261713	30
1/2011	ME 3	ME 3	TR	112032	510008	38224	521626	40184	4
1/2011	ME 3	ME 3	TR	113120	513085	742252	520027	295956	786
1/2011	ME 3	ME 3	TR	113120	513085	742252	521010	40186	3
1/2011	ME 3	ME 3	TR	113179	510008	38224	520027	295956	96

**ANR Pipeline Company  
 Transportation Services  
 Fuel By Route Analysis**

VASCRJ51

Reporting Year: *January - December 2011*  
 Production Period: 01/2011

<u>Production Period</u>	<u>Receipt Segment</u>	<u>Delivery Segment</u>	<u>Service Class</u>	<u>Svc Req Contract</u>	<u>Receipt Location</u>	<u>Receipt Loc Prop</u>	<u>Delivery Location</u>	<u>Delivery Loc Prop</u>	<u>Fuel Quantity</u>
1/2011	ME 3	ME 3	TR	116021	513085	742252	521620	16118	789
1/2011	ME 3	ME 3	TR	116816	505227	153721	521986	277052	166
1/2011	ME 3	ME 3	TR	116983	505227	153721	523038	398767	46
	<b>Segment</b>								<b>6,670</b>
1/2011	ME 3	MI 7	TR	1700	505008	139236	505038	153808	15
1/2011	ME 3	MI 7	TR	15400	505032	139374	505038	153808	10
1/2011	ME 3	MI 7	TR	110885	510008	38224	505038	153808	10
1/2011	ME 3	MI 7	TR	111116	513085	742252	521008	11616	114
1/2011	ME 3	MI 7	TR	111288	505007	139235	505038	153808	20
1/2011	ME 3	MI 7	TR	111719	513085	742252	505038	153808	222
1/2011	ME 3	MI 7	TR	111719	513085	742252	521008	11616	2,119
1/2011	ME 3	MI 7	TR	112032	510008	38224	521098	108641	88
1/2011	ME 3	MI 7	TR	112032	510008	38224	521678	140834	904
1/2011	ME 3	MI 7	TR	112085	505012	139240	505038	153808	43
1/2011	ME 3	MI 7	TR	112835	513085	742252	505038	153808	2
1/2011	ME 3	MI 7	TR	112835	513085	742252	521008	11616	2,643
1/2011	ME 3	MI 7	TR	113025	513085	742252	521116	42078	2,552
1/2011	ME 3	MI 7	TR	113025	513085	742252	521636	22992	85
1/2011	ME 3	MI 7	TR	113120	513085	742252	505038	153808	55
1/2011	ME 3	MI 7	TR	113120	513085	742252	521008	11616	1,684
1/2011	ME 3	MI 7	TR	113178	510008	38224	521098	108641	402
1/2011	ME 3	MI 7	TR	113178	510008	38224	521678	140834	519
1/2011	ME 3	MI 7	TR	113533	510008	38224	521636	22992	96
1/2011	ME 3	MI 7	TR	113533	510008	38224	521678	140834	42
1/2011	ME 3	MI 7	TR	116021	513085	742252	521622	110850	743
1/2011	ME 3	MI 7	TR	116021	513085	742252	523008	312117	40
1/2011	ME 3	MI 7	TR	116043	513085	742252	521008	11616	8
1/2011	ME 3	MI 7	TR	116043	513085	742252	521116	42078	8
1/2011	ME 3	MI 7	TR	117982	513085	742252	521008	11616	4
1/2011	ME 3	MI 7	TS	105412	521528	4351	505038	153808	54
1/2011	ME 3	MI 7	TS	114883	521534	138745	505038	153808	7
	<b>Segment</b>								<b>12,489</b>

**ANR Pipeline Company  
Transportation Services  
Fuel By Route Analysis**

**VASCR351**

Reporting Year: *January - December 2011*  
 Production Period: 01/2011

<u>Production Period</u>	<u>Receipt Segment</u>	<u>Delivery Segment</u>	<u>Service Class</u>	<u>Svc Rcd Contract</u>	<u>Receipt Location</u>	<u>Receipt Loc Prop</u>	<u>Delivery Location</u>	<u>Delivery Loc Prop</u>	<u>Fuel Quantity</u>
1/2011	MI 7	ME 3	TR	1700	505038	153808	505008	139236	377
1/2011	MI 7	ME 3	TR	15400	505038	153808	505032	139374	121
1/2011	MI 7	ME 3	TR	15400	505038	153808	521534	138745	339
1/2011	MI 7	ME 3	TR	109718	505038	153808	520005	15672	8,050
1/2011	MI 7	ME 3	TR	109956	511136	277072	521638	153767	372
1/2011	MI 7	ME 3	TR	110889	505038	153808	520030	4480	6
1/2011	MI 7	ME 3	TR	110889	505038	153808	521620	16118	465
1/2011	MI 7	ME 3	TR	110979	505038	153808	520023	28447	334
1/2011	MI 7	ME 3	TR	110979	505038	153808	520024	21906	349
1/2011	MI 7	ME 3	TR	111288	505038	153808	505007	139235	235
1/2011	MI 7	ME 3	TR	111292	505038	153808	505007	139235	2
1/2011	MI 7	ME 3	TR	111330	505038	153808	521626	40184	6,513
1/2011	MI 7	ME 3	TR	111415	505038	153808	521626	40184	117
1/2011	MI 7	ME 3	TR	111481	505038	153808	520023	28447	45
1/2011	MI 7	ME 3	TR	111481	510005	246067	520024	21906	30
1/2011	MI 7	ME 3	TR	111481	511136	277072	520027	295956	22
1/2011	MI 7	ME 3	TR	111719	505038	153808	521552	16265	150
1/2011	MI 7	ME 3	TR	111719	505038	153808	521626	40184	123
1/2011	MI 7	ME 3	TR	111719	510005	246067	521552	16265	30
1/2011	MI 7	ME 3	TR	111719	510005	246067	521626	40184	24
1/2011	MI 7	ME 3	TR	111719	511136	277072	521552	16265	240
1/2011	MI 7	ME 3	TR	111719	511136	277072	521626	40184	193
1/2011	MI 7	ME 3	TR	112032	505038	153808	521626	40184	12
1/2011	MI 7	ME 3	TR	112085	505038	153808	505012	139240	5,922
1/2011	MI 7	ME 3	TR	112085	505038	153808	521032	138747	46
1/2011	MI 7	ME 3	TR	112494	505038	153808	505238	174721	6,765
1/2011	MI 7	ME 3	TR	113025	505038	153808	520024	21906	159
1/2011	MI 7	ME 3	TR	113025	505038	153808	520027	295956	129
1/2011	MI 7	ME 3	TR	113025	505108	243097	520015	108796	27
1/2011	MI 7	ME 3	TR	113025	505108	243097	520027	295956	307
1/2011	MI 7	ME 3	TR	113035	505108	243097	520014	261713	33
1/2011	MI 7	ME 3	TR	113120	505038	153808	520027	295956	250
1/2011	MI 7	ME 3	TR	113120	510005	246067	520027	295956	215

**ANR Pipeline Company  
 Transportation Services  
 Fuel By Route Analysis**

**VASCR351**

Reporting Year: *January - December 2011*  
 Production Period: 01/2011

<u>Production Period</u>	<u>Receipt Segment</u>	<u>Delivery Segment</u>	<u>Service Class</u>	<u>Svc Req Contract</u>	<u>Receipt Location</u>	<u>Receipt Loc Prop</u>	<u>Delivery Location</u>	<u>Delivery Loc Prop</u>	<u>Fuel Quantity</u>
1/2011	MI 7	ME 3	TR	113120	510029	2610	520027	295956	31
1/2011	MI 7	ME 3	TR	113120	511136	277072	520027	295956	297
1/2011	MI 7	ME 3	TR	113179	505038	153808	520014	261713	196
1/2011	MI 7	ME 3	TR	113179	505038	153808	520018	22986	733
1/2011	MI 7	ME 3	TR	113179	505038	153808	520023	28447	25
1/2011	MI 7	ME 3	TR	113179	505038	153808	520024	21906	154
1/2011	MI 7	ME 3	TR	113179	505108	243097	520014	261713	15
1/2011	MI 7	ME 3	TR	113179	505108	243097	520018	22986	39
1/2011	MI 7	ME 3	TR	113188	505038	153808	520026	38843	12
1/2011	MI 7	ME 3	TR	113190	505038	153808	521626	40184	4
1/2011	MI 7	ME 3	TR	113190	505108	243097	521626	40184	35
1/2011	MI 7	ME 3	TR	113190	511136	277072	521626	40184	33
1/2011	MI 7	ME 3	TR	113505	505038	153808	520005	15672	143
1/2011	MI 7	ME 3	TR	113505	505038	153808	521010	40186	121
1/2011	MI 7	ME 3	TR	113505	505038	153808	521626	40184	337
1/2011	MI 7	ME 3	TR	113505	505108	243097	521010	40186	207
1/2011	MI 7	ME 3	TR	113505	505108	243097	521626	40184	341
1/2011	MI 7	ME 3	TR	113505	511136	277072	520005	15672	3
1/2011	MI 7	ME 3	TR	113505	511136	277072	521010	40186	14
1/2011	MI 7	ME 3	TR	113505	511136	277072	521626	40184	113
1/2011	MI 7	ME 3	TR	113533	505038	153808	513085	742252	55
1/2011	MI 7	ME 3	TR	113533	505108	243097	520018	22986	11
1/2011	MI 7	ME 3	TR	113533	505108	243097	521626	40184	6
1/2011	MI 7	ME 3	TR	116021	505038	153808	521620	16118	687
1/2011	MI 7	ME 3	TR	116021	505108	243097	521620	16118	152
1/2011	MI 7	ME 3	TR	116021	510029	2610	521620	16118	913
1/2011	MI 7	ME 3	TR	116043	505038	153808	521620	16118	14
1/2011	MI 7	ME 3	TR	117577	505038	153808	520015	108796	540
1/2011	MI 7	ME 3	TR	117577	505038	153808	520027	295956	639
1/2011	MI 7	ME 3	TR	117577	505038	153808	521010	40186	418
1/2011	MI 7	ME 3	TR	117577	505038	153808	521528	4351	24
1/2011	MI 7	ME 3	TR	117577	505038	153808	521534	138745	40
1/2011	MI 7	ME 3	TR	117577	505038	153808	521620	16118	155

**ANR Pipeline Company  
 Transportation Services  
 Fuel By Route Analysis**

VASCR351

Reporting Year: *January - December 2011*  
 Production Period: 01/2011

<u>Production Period</u>	<u>Receipt Segment</u>	<u>Delivery Segment</u>	<u>Service Class</u>	<u>Svc Req Contract</u>	<u>Receipt Location</u>	<u>Receipt Loc Prop</u>	<u>Delivery Location</u>	<u>Delivery Loc Prop</u>	<u>Fuel Quantity</u>
1/2011	MI 7	ME 3	TR	117577	505038	153808	521626	40184	147
1/2011	MI 7	ME 3	TR	117676	505038	153808	520023	28447	2,837
1/2011	MI 7	ME 3	TR	117679	505038	153808	505238	174721	1,157
1/2011	MI 7	ME 3	TR	117682	505038	153808	520026	38843	775
1/2011	MI 7	ME 3	TR	117928	505038	153808	521626	40184	30
1/2011	MI 7	ME 3	TR	117933	505038	153808	521626	40184	62
1/2011	MI 7	ME 3	TR	117948	505038	153808	521626	40184	10
1/2011	MI 7	ME 3	TR	117962	505038	153808	521626	40184	18
1/2011	MI 7	ME 3	TR	118013	505038	153808	521626	40184	31
1/2011	MI 7	ME 3	TR	118023	505038	153808	521626	40184	62
1/2011	MI 7	ME 3	TR	118044	505038	153808	521626	40184	2
1/2011	MI 7	ME 3	TR	118046	505038	153808	521626	40184	58
1/2011	MI 7	ME 3	TS	105412	505038	153808	521528	4351	22
1/2011	MI 7	ME 3	TS	109138	505038	153808	505011	139239	241
1/2011	MI 7	ME 3	TS	109145	505038	153808	521560	4481	30
1/2011	MI 7	ME 3	TS	109157	505038	153808	505010	139238	33
1/2011	MI 7	ME 3	TS	109190	505038	153808	505009	139237	78
1/2011	MI 7	ME 3	TS	114883	505038	153808	521534	138745	18
		<b>Segment</b>							<b>44,120</b>
1/2011	MI 7	MI 7	TR	104405	505038	153808	521008	11616	697
1/2011	MI 7	MI 7	TR	106469	505038	153808	521116	42078	479
1/2011	MI 7	MI 7	TR	106469	505038	153808	521622	110850	19
1/2011	MI 7	MI 7	TR	106469	505038	153808	521670	40468	1
1/2011	MI 7	MI 7	TR	106469	505038	153808	521948	4492	18
1/2011	MI 7	MI 7	TR	106469	505038	153808	521962	139401	2
1/2011	MI 7	MI 7	TR	106469	505108	243097	521116	42078	90
1/2011	MI 7	MI 7	TR	106561	511158	48644	501136	104776	110
1/2011	MI 7	MI 7	TR	106966	510035	142182	521008	11616	27
1/2011	MI 7	MI 7	TR	106966	510035	142182	521636	22992	4
1/2011	MI 7	MI 7	TR	106966	511176	44783	521008	11616	22
1/2011	MI 7	MI 7	TR	106966	511178	40476	521008	11616	29
1/2011	MI 7	MI 7	TR	106966	511178	40476	521636	22992	4
1/2011	MI 7	MI 7	TR	106966	513023	120743	521008	11616	27

**ANR Pipeline Company  
 Transportation Services  
 Fuel By Route Analysis**

**VASCR351**

Reporting Year: *January - December 2011*  
 Production Period: *01/2011*

<u>Production Period</u>	<u>Receipt Segment</u>	<u>Delivery Segment</u>	<u>Service Class</u>	<u>Svc Reg Contract</u>	<u>Receipt Location</u>	<u>Receipt Loc Prop</u>	<u>Delivery Location</u>	<u>Delivery Loc Prop</u>	<u>Fuel Quantity</u>
1/2011	MI 7	MI 7	TR	106966	513023	120743	521636	22992	4
1/2011	MI 7	MI 7	TR	106966	513050	463539	521008	11616	216
1/2011	MI 7	MI 7	TR	106966	513050	463539	521636	22992	32
1/2011	MI 7	MI 7	TR	107297	511158	48644	521636	22992	117
1/2011	MI 7	MI 7	TR	107515	511162	153853	505017	139249	5,719
1/2011	MI 7	MI 7	TR	107873	505038	153808	523025	338685	5
1/2011	MI 7	MI 7	TR	107877	513022	338686	505038	153808	75
1/2011	MI 7	MI 7	TR	107897	513022	338686	505038	153808	81
1/2011	MI 7	MI 7	TR	107898	505038	153808	521008	11616	495
1/2011	MI 7	MI 7	TR	108266	511154	48641	521932	138744	36
1/2011	MI 7	MI 7	TR	108412	505230	153728	523008	312117	211
1/2011	MI 7	MI 7	TR	108412	511158	48644	523008	312117	15
1/2011	MI 7	MI 7	TR	108524	505038	153808	521058	282435	14
1/2011	MI 7	MI 7	TR	108993	505038	153808	505108	243097	153
1/2011	MI 7	MI 7	TR	108993	505038	153808	521985	278172	728
1/2011	MI 7	MI 7	TR	108993	505108	243097	505038	153808	434
1/2011	MI 7	MI 7	TR	108993	505230	153728	521985	278172	645
1/2011	MI 7	MI 7	TR	108993	511136	277072	505038	153808	84
1/2011	MI 7	MI 7	TR	109014	505038	153808	505131	295958	716
1/2011	MI 7	MI 7	TR	109014	505038	153808	521016	4196	1,818
1/2011	MI 7	MI 7	TR	109014	505038	153808	523059	703495	4,788
1/2011	MI 7	MI 7	TR	109014	505131	295958	505038	153808	1,308
1/2011	MI 7	MI 7	TR	109595	505038	153808	505019	139251	286
1/2011	MI 7	MI 7	TR	109713	505038	153808	520021	40785	4,359
1/2011	MI 7	MI 7	TR	109713	505038	153808	521008	11616	14,537
1/2011	MI 7	MI 7	TR	109920	511162	153853	505019	139251	1,153
1/2011	MI 7	MI 7	TR	109920	511162	153853	521604	150409	965
1/2011	MI 7	MI 7	TR	110016	505108	243097	505038	153808	263
1/2011	MI 7	MI 7	TR	110019	505038	153808	505018	139250	3,962
1/2011	MI 7	MI 7	TR	110020	505038	153808	505031	139371	145
1/2011	MI 7	MI 7	TR	110022	505038	153808	505034	139384	1,008
1/2011	MI 7	MI 7	TR	110285	505038	153808	521948	4492	1,705
1/2011	MI 7	MI 7	TR	110884	511158	48644	521014	153852	140

**ANR Pipeline Company  
 Transportation Services  
 Fuel By Route Analysis**

**VASCR351**

Reporting Year: *January - December 2011*  
 Production Period: 01/2011

<u>Production Period</u>	<u>Receipt Segment</u>	<u>Delivery Segment</u>	<u>Service Class</u>	<u>Svc Req Contract</u>	<u>Receipt Location</u>	<u>Receipt Loc Prop</u>	<u>Delivery Location</u>	<u>Delivery Loc Prop</u>	<u>Fuel Quantity</u>
1/2011	MI 7	MI 7	TR	110884	511158	48644	521116	42078	614
1/2011	MI 7	MI 7	TR	110884	511158	48644	521636	22992	318
1/2011	MI 7	MI 7	TR	110884	511158	48644	521678	140834	217
1/2011	MI 7	MI 7	TR	110885	505038	153808	521008	11616	1,676
1/2011	MI 7	MI 7	TR	110885	505108	243097	505038	153808	171
1/2011	MI 7	MI 7	TR	110889	505038	153808	521690	40892	45
1/2011	MI 7	MI 7	TR	110899	511136	277072	521008	11616	18
1/2011	MI 7	MI 7	TR	110902	505038	153808	523008	312117	1,043
1/2011	MI 7	MI 7	TR	110979	505038	153808	521008	11616	1,891
1/2011	MI 7	MI 7	TR	110979	505038	153808	521116	42078	2,186
1/2011	MI 7	MI 7	TR	110979	505038	153808	521636	22992	1,407
1/2011	MI 7	MI 7	TR	111113	505038	153808	521030	282436	24
1/2011	MI 7	MI 7	TR	111113	505038	153808	521636	22992	43
1/2011	MI 7	MI 7	TR	111116	505038	153808	521030	282436	40
1/2011	MI 7	MI 7	TR	111116	505038	153808	521636	22992	40
1/2011	MI 7	MI 7	TR	111119	505038	153808	521030	282436	43
1/2011	MI 7	MI 7	TR	111119	505038	153808	521622	110850	729
1/2011	MI 7	MI 7	TR	111119	510005	246067	521622	110850	65
1/2011	MI 7	MI 7	TR	111119	511136	277072	521622	110850	367
1/2011	MI 7	MI 7	TR	111287	505035	139385	505038	153808	910
1/2011	MI 7	MI 7	TR	111287	505038	153808	505035	139385	871
1/2011	MI 7	MI 7	TR	111292	505038	153808	505028	139366	364
1/2011	MI 7	MI 7	TR	111310	505038	153808	505006	139234	1,336
1/2011	MI 7	MI 7	TR	111481	505038	153808	521030	282436	92
1/2011	MI 7	MI 7	TR	111481	510029	2610	521008	11616	6
1/2011	MI 7	MI 7	TR	111481	511136	277072	505038	153808	11
1/2011	MI 7	MI 7	TR	111481	511136	277072	521008	11616	250
1/2011	MI 7	MI 7	TR	111493	511144	48642	505033	139382	39,630
1/2011	MI 7	MI 7	TR	111718	505038	153808	521008	11616	44
1/2011	MI 7	MI 7	TR	111718	505038	153808	521636	22992	62
1/2011	MI 7	MI 7	TR	111718	505108	243097	521008	11616	30
1/2011	MI 7	MI 7	TR	111718	510005	246067	521008	11616	249
1/2011	MI 7	MI 7	TR	111718	510005	246067	521030	282436	61



**ANR Pipeline Company  
 Transportation Services  
 Fuel By Route Analysis**

**VASCR351**

Reporting Year: *January - December 2011*  
 Production Period: *01/2011*

<u>Production Period</u>	<u>Receipt Segment</u>	<u>Delivery Segment</u>	<u>Service Class</u>	<u>Svc Req Contract</u>	<u>Receipt Location</u>	<u>Receipt Loc Prop</u>	<u>Delivery Location</u>	<u>Delivery Loc Prop</u>	<u>Fuel Quantity</u>
1/2011	MI 7	MI 7	TR	111718	510005	246067	521116	42078	61
1/2011	MI 7	MI 7	TR	111718	510005	246067	521622	110850	43
1/2011	MI 7	MI 7	TR	111718	510029	2610	521008	11616	293
1/2011	MI 7	MI 7	TR	111718	510029	2610	521030	282436	1
1/2011	MI 7	MI 7	TR	111718	511136	277072	521008	11616	3
1/2011	MI 7	MI 7	TR	111718	511136	277072	521030	282436	29
1/2011	MI 7	MI 7	TR	111719	505108	243097	521008	11616	22
1/2011	MI 7	MI 7	TR	111719	510005	246067	521008	11616	171
1/2011	MI 7	MI 7	TR	111719	510005	246067	521116	42078	33
1/2011	MI 7	MI 7	TR	111719	510029	2610	521008	11616	176
1/2011	MI 7	MI 7	TR	111719	510029	2610	521116	42078	22
1/2011	MI 7	MI 7	TR	111719	511136	277072	505038	153808	14
1/2011	MI 7	MI 7	TR	111719	511136	277072	521008	11616	229
1/2011	MI 7	MI 7	TR	111719	511136	277072	521030	282436	1
1/2011	MI 7	MI 7	TR	111720	505038	153808	521030	282436	123
1/2011	MI 7	MI 7	TR	111720	505038	153808	521622	110850	1,523
1/2011	MI 7	MI 7	TR	111720	510005	246067	521622	110850	268
1/2011	MI 7	MI 7	TR	111720	510029	2610	521622	110850	366
1/2011	MI 7	MI 7	TR	111720	511136	277072	521008	11616	127
1/2011	MI 7	MI 7	TR	111720	511136	277072	521622	110850	1,276
1/2011	MI 7	MI 7	TR	111721	505038	153808	521008	11616	3
1/2011	MI 7	MI 7	TR	111721	505038	153808	521636	22992	92
1/2011	MI 7	MI 7	TR	111721	505108	243097	521008	11616	114
1/2011	MI 7	MI 7	TR	111721	510005	246067	521008	11616	305
1/2011	MI 7	MI 7	TR	111721	510029	2610	521008	11616	795
1/2011	MI 7	MI 7	TR	111721	510029	2610	521622	110850	147
1/2011	MI 7	MI 7	TR	111721	511136	277072	521008	11616	263
1/2011	MI 7	MI 7	TR	111721	511136	277072	521636	22992	135
1/2011	MI 7	MI 7	TR	111721	513022	338686	521008	11616	21
1/2011	MI 7	MI 7	TR	111910	505038	153808	521008	11616	156
1/2011	MI 7	MI 7	TR	111910	511136	277072	521008	11616	344
1/2011	MI 7	MI 7	TR	111910	511136	277072	521098	108641	44
1/2011	MI 7	MI 7	TR	111910	511136	277072	523008	312117	39

**ANR Pipeline Company  
 Transportation Services  
 Fuel By Route Analysis**

**VASCR351**

Reporting Year: *January - December 2011*  
 Production Period: 01/2011

<u>Production Period</u>	<u>Receipt Segment</u>	<u>Delivery Segment</u>	<u>Service Class</u>	<u>Svc Reg Contract</u>	<u>Receipt Location</u>	<u>Receipt Loc Prop</u>	<u>Delivery Location</u>	<u>Delivery Loc Prop</u>	<u>Fuel Quantity</u>
1/2011	MI 7	MI 7	TR	111928	510005	246067	521116	42078	20
1/2011	MI 7	MI 7	TR	111973	511158	48644	521124	11562	353
1/2011	MI 7	MI 7	TR	112032	505038	153808	521008	11616	39
1/2011	MI 7	MI 7	TR	112032	505038	153808	521690	40892	33
1/2011	MI 7	MI 7	TR	112032	505108	243097	505038	153808	90
1/2011	MI 7	MI 7	TR	112059	511136	277072	521008	11616	372
1/2011	MI 7	MI 7	TR	112059	511136	277072	523008	312117	60
1/2011	MI 7	MI 7	TR	112059	511174	3026	521008	11616	655
1/2011	MI 7	MI 7	TR	112059	511180	139232	521008	11616	56
1/2011	MI 7	MI 7	TR	112117	505108	243097	521074	40470	299
1/2011	MI 7	MI 7	TR	112117	505108	243097	521142	40477	273
1/2011	MI 7	MI 7	TR	112117	505108	243097	521144	11580	124
1/2011	MI 7	MI 7	TR	112117	505108	243097	521146	11785	92
1/2011	MI 7	MI 7	TR	112117	505108	243097	521160	11590	542
1/2011	MI 7	MI 7	TR	112117	505108	243097	521604	150409	761
1/2011	MI 7	MI 7	TR	112117	510005	246067	521142	40477	93
1/2011	MI 7	MI 7	TR	112117	510005	246067	521144	11580	165
1/2011	MI 7	MI 7	TR	112117	510005	246067	521146	11785	31
1/2011	MI 7	MI 7	TR	112117	510005	246067	521152	11589	248
1/2011	MI 7	MI 7	TR	112117	510005	246067	521604	150409	163
1/2011	MI 7	MI 7	TR	112117	510005	246067	521670	40468	31
1/2011	MI 7	MI 7	TR	112506	511158	48644	521098	108641	90
1/2011	MI 7	MI 7	TR	112506	511158	48644	521116	42078	2,201
1/2011	MI 7	MI 7	TR	112506	511158	48644	521622	110850	772
1/2011	MI 7	MI 7	TR	112506	511158	48644	521636	22992	738
1/2011	MI 7	MI 7	TR	112583	505038	153808	521008	11616	15
1/2011	MI 7	MI 7	TR	112583	505038	153808	521074	40470	10
1/2011	MI 7	MI 7	TR	112583	505038	153808	521098	108641	2
1/2011	MI 7	MI 7	TR	112583	505038	153808	521158	11581	2
1/2011	MI 7	MI 7	TR	112583	505038	153808	521690	40892	15
1/2011	MI 7	MI 7	TR	112583	505108	243097	505038	153808	42
1/2011	MI 7	MI 7	TR	112583	505108	243097	521008	11616	390
1/2011	MI 7	MI 7	TR	112583	505108	243097	521690	40892	54

**ANR Pipeline Company  
 Transportation Services  
 Fuel By Route Analysis**

**VASCR351**

Reporting Year: *January - December 2011*  
 Production Period: 01/2011

<u>Production Period</u>	<u>Receipt Segment</u>	<u>Delivery Segment</u>	<u>Service Class</u>	<u>Svc Req Contract</u>	<u>Receipt Location</u>	<u>Receipt Loc Prop</u>	<u>Delivery Location</u>	<u>Delivery Loc Prop</u>	<u>Fuel Quantity</u>
1/2011	MI 7	MI 7	TR	112583	505230	153728	521008	11616	4
1/2011	MI 7	MI 7	TR	112583	511136	277072	505038	153808	26
1/2011	MI 7	MI 7	TR	112807	505038	153808	521008	11616	1,953
1/2011	MI 7	MI 7	TR	112817	505017	139249	505038	153808	50
1/2011	MI 7	MI 7	TR	112817	505038	153808	505017	139249	2,202
1/2011	MI 7	MI 7	TR	112818	505038	153808	505017	139249	3,407
1/2011	MI 7	MI 7	TR	112834	505038	153808	505108	243097	303
1/2011	MI 7	MI 7	TR	112834	505038	153808	521008	11616	2,042
1/2011	MI 7	MI 7	TR	112834	505038	153808	521030	282436	1,325
1/2011	MI 7	MI 7	TR	112834	505038	153808	521116	42078	132
1/2011	MI 7	MI 7	TR	112834	505038	153808	521118	11578	299
1/2011	MI 7	MI 7	TR	112834	505038	153808	521122	11751	4
1/2011	MI 7	MI 7	TR	112834	505038	153808	521124	11562	5
1/2011	MI 7	MI 7	TR	112834	505038	153808	521138	11680	15
1/2011	MI 7	MI 7	TR	112834	505038	153808	521636	22992	10
1/2011	MI 7	MI 7	TR	112834	505038	153808	521670	40468	19
1/2011	MI 7	MI 7	TR	112834	505038	153808	521985	278172	390
1/2011	MI 7	MI 7	TR	112834	505108	243097	521030	282436	122
1/2011	MI 7	MI 7	TR	112834	510005	246067	521030	282436	14
1/2011	MI 7	MI 7	TR	112834	510005	246067	521116	42078	49
1/2011	MI 7	MI 7	TR	112834	510029	2610	521008	11616	125
1/2011	MI 7	MI 7	TR	112834	510029	2610	521030	282436	30
1/2011	MI 7	MI 7	TR	112834	510029	2610	521116	42078	168
1/2011	MI 7	MI 7	TR	112834	511136	277072	505038	153808	43
1/2011	MI 7	MI 7	TR	112834	511136	277072	521008	11616	103
1/2011	MI 7	MI 7	TR	112834	511136	277072	521030	282436	94
1/2011	MI 7	MI 7	TR	112834	513022	338686	521030	282436	8
1/2011	MI 7	MI 7	TR	112835	505038	153808	521008	11616	94
1/2011	MI 7	MI 7	TR	112835	505038	153808	521636	22992	92
1/2011	MI 7	MI 7	TR	112835	505108	243097	521008	11616	173
1/2011	MI 7	MI 7	TR	112835	505108	243097	521030	282436	10
1/2011	MI 7	MI 7	TR	112835	510005	246067	521008	11616	733
1/2011	MI 7	MI 7	TR	112835	510005	246067	521116	42078	79

**ANR Pipeline Company  
 Transportation Services  
 Fuel By Route Analysis**

**VASCR351**

 Reporting Year: *January - December 2011*  
 Production Period: 01/2011

<u>Production Period</u>	<u>Receipt Segment</u>	<u>Delivery Segment</u>	<u>Service Class</u>	<u>Svc Req Contract</u>	<u>Receipt Location</u>	<u>Receipt Loc Prop</u>	<u>Delivery Location</u>	<u>Delivery Loc Prop</u>	<u>Fuel Quantity</u>
1/2011	MI 7	MI 7	TR	112835	510029	2610	521008	11616	173
1/2011	MI 7	MI 7	TR	112835	511136	277072	521008	11616	9
1/2011	MI 7	MI 7	TR	112835	511136	277072	521030	282436	75
1/2011	MI 7	MI 7	TR	112835	513022	338686	521008	11616	53
1/2011	MI 7	MI 7	TR	112839	505038	153808	521008	11616	2,542
1/2011	MI 7	MI 7	TR	113025	505038	153808	521008	11616	266
1/2011	MI 7	MI 7	TR	113025	505038	153808	523008	312117	192
1/2011	MI 7	MI 7	TR	113025	505108	243097	521008	11616	1,999
1/2011	MI 7	MI 7	TR	113025	505108	243097	521116	42078	478
1/2011	MI 7	MI 7	TR	113025	505108	243097	521636	22992	6
1/2011	MI 7	MI 7	TR	113025	505108	243097	521962	139401	31
1/2011	MI 7	MI 7	TR	113025	505108	243097	523008	312117	665
1/2011	MI 7	MI 7	TR	113025	511136	277072	521008	11616	173
1/2011	MI 7	MI 7	TR	113025	511136	277072	523008	312117	28
1/2011	MI 7	MI 7	TR	113029	505038	153808	521008	11616	797
1/2011	MI 7	MI 7	TR	113029	505038	153808	521636	22992	22
1/2011	MI 7	MI 7	TR	113029	505038	153808	523008	312117	178
1/2011	MI 7	MI 7	TR	113029	505108	243097	505038	153808	10
1/2011	MI 7	MI 7	TR	113029	505108	243097	521008	11616	123
1/2011	MI 7	MI 7	TR	113029	505108	243097	523008	312117	75
1/2011	MI 7	MI 7	TR	113029	510005	246067	505038	153808	14
1/2011	MI 7	MI 7	TR	113029	511136	277072	521008	11616	318
1/2011	MI 7	MI 7	TR	113029	511136	277072	523008	312117	16
1/2011	MI 7	MI 7	TR	113035	505038	153808	521116	42078	61
1/2011	MI 7	MI 7	TR	113035	505108	243097	505038	153808	45
1/2011	MI 7	MI 7	TR	113038	505038	153808	521074	40470	15
1/2011	MI 7	MI 7	TR	113038	505038	153808	521124	11562	1
1/2011	MI 7	MI 7	TR	113038	505038	153808	521140	11749	11
1/2011	MI 7	MI 7	TR	113038	505038	153808	521156	11572	3
1/2011	MI 7	MI 7	TR	113038	505038	153808	521162	11748	22
1/2011	MI 7	MI 7	TR	113038	510005	246067	521074	40470	379
1/2011	MI 7	MI 7	TR	113038	510005	246067	521116	42078	10
1/2011	MI 7	MI 7	TR	113038	510005	246067	521118	11578	77

**ANR Pipeline Company  
 Transportation Services  
 Fuel By Route Analysis**

**VASCR351**

Reporting Year: *January - December 2011*  
 Production Period: **01/2011**

<u>Production Period</u>	<u>Receipt Segment</u>	<u>Delivery Segment</u>	<u>Service Class</u>	<u>Svc Req Contract</u>	<u>Receipt Location</u>	<u>Receipt Loc Prop</u>	<u>Delivery Location</u>	<u>Delivery Loc Prop</u>	<u>Fuel Quantity</u>
1/2011	MI 7	MI 7	TR	113038	510005	246067	521120	11795	35
1/2011	MI 7	MI 7	TR	113038	510005	246067	521122	11751	151
1/2011	MI 7	MI 7	TR	113038	510005	246067	521124	11562	98
1/2011	MI 7	MI 7	TR	113038	510005	246067	521138	11680	124
1/2011	MI 7	MI 7	TR	113038	510005	246067	521140	11749	72
1/2011	MI 7	MI 7	TR	113038	510005	246067	521142	40477	18
1/2011	MI 7	MI 7	TR	113038	510005	246067	521144	11580	64
1/2011	MI 7	MI 7	TR	113038	510005	246067	521152	11589	64
1/2011	MI 7	MI 7	TR	113038	510005	246067	521156	11572	177
1/2011	MI 7	MI 7	TR	113038	510005	246067	521162	11748	88
1/2011	MI 7	MI 7	TR	113038	510005	246067	521564	40185	19
1/2011	MI 7	MI 7	TR	113038	510005	246067	521670	40468	235
1/2011	MI 7	MI 7	TR	113038	511136	277072	521074	40470	133
1/2011	MI 7	MI 7	TR	113038	511136	277072	521118	11578	9
1/2011	MI 7	MI 7	TR	113038	511136	277072	521120	11795	4
1/2011	MI 7	MI 7	TR	113038	511136	277072	521122	11751	61
1/2011	MI 7	MI 7	TR	113038	511136	277072	521124	11562	12
1/2011	MI 7	MI 7	TR	113038	511136	277072	521138	11680	86
1/2011	MI 7	MI 7	TR	113038	511136	277072	521140	11749	11
1/2011	MI 7	MI 7	TR	113038	511136	277072	521142	40477	2
1/2011	MI 7	MI 7	TR	113038	511136	277072	521144	11580	8
1/2011	MI 7	MI 7	TR	113038	511136	277072	521152	11589	8
1/2011	MI 7	MI 7	TR	113038	511136	277072	521156	11572	40
1/2011	MI 7	MI 7	TR	113038	511136	277072	521162	11748	16
1/2011	MI 7	MI 7	TR	113038	511136	277072	521564	40185	1
1/2011	MI 7	MI 7	TR	113038	511136	277072	521670	40468	74
1/2011	MI 7	MI 7	TR	113039	505038	153808	521016	4196	266
1/2011	MI 7	MI 7	TR	113039	505038	153808	521080	138675	3,051
1/2011	MI 7	MI 7	TR	113040	505038	153808	501136	104776	15
1/2011	MI 7	MI 7	TR	113040	505038	153808	521636	22992	174
1/2011	MI 7	MI 7	TR	113040	505038	153808	521948	4492	13
1/2011	MI 7	MI 7	TR	113040	505123	261474	521098	108641	155
1/2011	MI 7	MI 7	TR	113040	510005	246067	501136	104776	12

## ANR Pipeline Company Transportation Services Fuel By Route Analysis

**VASCR351**

 Reporting Year: *January - December 2011*  
 Production Period: 01/2011

<u>Production Period</u>	<u>Receipt Segment</u>	<u>Delivery Segment</u>	<u>Service Class</u>	<u>Svc Req Contract</u>	<u>Receipt Location</u>	<u>Receipt Loc Prop</u>	<u>Delivery Location</u>	<u>Delivery Loc Prop</u>	<u>Fuel Quantity</u>
1/2011	MI 7	MI 7	TR	113040	510005	246067	521116	42078	88
1/2011	MI 7	MI 7	TR	113040	511136	277072	501136	104776	49
1/2011	MI 7	MI 7	TR	113040	511136	277072	521098	108641	930
1/2011	MI 7	MI 7	TR	113041	505038	153808	521008	11616	3
1/2011	MI 7	MI 7	TR	113041	505038	153808	521074	40470	18
1/2011	MI 7	MI 7	TR	113041	505038	153808	521116	42078	71
1/2011	MI 7	MI 7	TR	113041	505038	153808	521118	11578	28
1/2011	MI 7	MI 7	TR	113041	505038	153808	521124	11562	14
1/2011	MI 7	MI 7	TR	113041	505038	153808	521138	11680	9
1/2011	MI 7	MI 7	TR	113041	505038	153808	521142	40477	77
1/2011	MI 7	MI 7	TR	113041	505038	153808	521144	11580	3
1/2011	MI 7	MI 7	TR	113041	505038	153808	521160	11590	10
1/2011	MI 7	MI 7	TR	113041	505038	153808	521162	11748	6
1/2011	MI 7	MI 7	TR	113041	505038	153808	521636	22992	6
1/2011	MI 7	MI 7	TR	113041	505038	153808	521670	40468	5
1/2011	MI 7	MI 7	TR	113041	505038	153808	521932	138744	19
1/2011	MI 7	MI 7	TR	113041	505038	153808	521942	198847	16
1/2011	MI 7	MI 7	TR	113041	505038	153808	521948	4492	51
1/2011	MI 7	MI 7	TR	113041	505038	153808	523052	467243	6
1/2011	MI 7	MI 7	TR	113041	510005	246067	521008	11616	6
1/2011	MI 7	MI 7	TR	113041	510005	246067	521074	40470	6
1/2011	MI 7	MI 7	TR	113041	510005	246067	521116	42078	42
1/2011	MI 7	MI 7	TR	113041	510005	246067	521118	11578	48
1/2011	MI 7	MI 7	TR	113041	510005	246067	521124	11562	24
1/2011	MI 7	MI 7	TR	113041	510005	246067	521138	11680	21
1/2011	MI 7	MI 7	TR	113041	510005	246067	521142	40477	21
1/2011	MI 7	MI 7	TR	113041	510005	246067	521144	11580	6
1/2011	MI 7	MI 7	TR	113041	510005	246067	521160	11590	10
1/2011	MI 7	MI 7	TR	113041	510005	246067	521162	11748	14
1/2011	MI 7	MI 7	TR	113041	510005	246067	521636	22992	3
1/2011	MI 7	MI 7	TR	113041	510005	246067	521670	40468	8
1/2011	MI 7	MI 7	TR	113041	510005	246067	521948	4492	19
1/2011	MI 7	MI 7	TR	113041	510005	246067	523052	467243	14

**ANR Pipeline Company  
 Transportation Services  
 Fuel By Route Analysis**

**VASCR351**

Reporting Year: *January - December 2011*  
 Production Period: **01/2011**

<u>Production Period</u>	<u>Receipt Segment</u>	<u>Delivery Segment</u>	<u>Service Class</u>	<u>Svc Req Contract</u>	<u>Receipt Location</u>	<u>Receipt Loc Prop</u>	<u>Delivery Location</u>	<u>Delivery Loc Prop</u>	<u>Fuel Quantity</u>
1/2011	MI 7	MI 7	TR	113041	511136	277072	521116	42078	6
1/2011	MI 7	MI 7	TR	113041	511136	277072	521118	11578	52
1/2011	MI 7	MI 7	TR	113041	511136	277072	521122	11751	8
1/2011	MI 7	MI 7	TR	113041	511136	277072	521124	11562	40
1/2011	MI 7	MI 7	TR	113041	511136	277072	521138	11680	21
1/2011	MI 7	MI 7	TR	113041	511136	277072	521142	40477	41
1/2011	MI 7	MI 7	TR	113041	511136	277072	521144	11580	7
1/2011	MI 7	MI 7	TR	113041	511136	277072	521146	11785	11
1/2011	MI 7	MI 7	TR	113041	511136	277072	521160	11590	9
1/2011	MI 7	MI 7	TR	113041	511136	277072	521162	11748	14
1/2011	MI 7	MI 7	TR	113041	511136	277072	521670	40468	7
1/2011	MI 7	MI 7	TR	113041	511136	277072	521942	198847	56
1/2011	MI 7	MI 7	TR	113041	511136	277072	521948	4492	18
1/2011	MI 7	MI 7	TR	113041	511136	277072	521962	139401	2
1/2011	MI 7	MI 7	TR	113041	511136	277072	523052	467243	262
1/2011	MI 7	MI 7	TR	113082	505038	153808	505108	243097	1,488
1/2011	MI 7	MI 7	TR	113082	505038	153808	521118	11578	310
1/2011	MI 7	MI 7	TR	113082	505038	153808	521932	138744	496
1/2011	MI 7	MI 7	TR	113120	505038	153808	521030	282436	148
1/2011	MI 7	MI 7	TR	113120	510005	246067	521008	11616	35
1/2011	MI 7	MI 7	TR	113120	513022	338686	521008	11616	57
1/2011	MI 7	MI 7	TR	113152	505038	153808	521098	108641	861
1/2011	MI 7	MI 7	TR	113152	505038	153808	521622	110850	675
1/2011	MI 7	MI 7	TR	113152	505038	153808	523008	312117	184
1/2011	MI 7	MI 7	TR	113152	505108	243097	521098	108641	259
1/2011	MI 7	MI 7	TR	113152	505108	243097	521622	110850	944
1/2011	MI 7	MI 7	TR	113152	510029	2610	521098	108641	594
1/2011	MI 7	MI 7	TR	113152	510029	2610	521622	110850	1,417
1/2011	MI 7	MI 7	TR	113172	505038	153808	521118	11578	1,023
1/2011	MI 7	MI 7	TR	113172	505038	153808	521138	11680	31
1/2011	MI 7	MI 7	TR	113178	505038	153808	505108	243097	151
1/2011	MI 7	MI 7	TR	113178	505038	153808	521098	108641	279
1/2011	MI 7	MI 7	TR	113178	505038	153808	521678	140834	39

## ANR Pipeline Company Transportation Services Fuel By Route Analysis

**VASCR351**

Reporting Year: *January - December 2011*  
 Production Period: *01/2011*

<u>Production Period</u>	<u>Receipt Segment</u>	<u>Delivery Segment</u>	<u>Service Class</u>	<u>Svc Reg Contract</u>	<u>Receipt Location</u>	<u>Receipt Loc Prop</u>	<u>Delivery Location</u>	<u>Delivery Loc Prop</u>	<u>Fuel Quantity</u>
1/2011	MI 7	MI 7	TR	113179	505038	153808	505108	243097	92
1/2011	MI 7	MI 7	TR	113181	505038	153808	521008	11616	159
1/2011	MI 7	MI 7	TR	113181	505038	153808	521116	42078	33
1/2011	MI 7	MI 7	TR	113188	505038	153808	521016	4196	2,378
1/2011	MI 7	MI 7	TR	113188	505038	153808	521116	42078	3,594
1/2011	MI 7	MI 7	TR	113189	505038	153808	521074	40470	124
1/2011	MI 7	MI 7	TR	113189	505038	153808	521116	42078	10
1/2011	MI 7	MI 7	TR	113189	505038	153808	521138	11680	111
1/2011	MI 7	MI 7	TR	113189	505038	153808	521142	40477	240
1/2011	MI 7	MI 7	TR	113189	505038	153808	521144	11580	240
1/2011	MI 7	MI 7	TR	113189	505038	153808	521146	11785	414
1/2011	MI 7	MI 7	TR	113189	505038	153808	521160	11590	28
1/2011	MI 7	MI 7	TR	113189	505038	153808	521622	110850	15
1/2011	MI 7	MI 7	TR	113189	505038	153808	521670	40468	73
1/2011	MI 7	MI 7	TR	113189	505038	153808	521962	139401	8
1/2011	MI 7	MI 7	TR	113190	505038	153808	521622	110850	19
1/2011	MI 7	MI 7	TR	113190	505038	153808	521962	139401	2
1/2011	MI 7	MI 7	TR	113190	505108	243097	521622	110850	1,332
1/2011	MI 7	MI 7	TR	113190	505108	243097	521670	40468	4
1/2011	MI 7	MI 7	TR	113190	505108	243097	521962	139401	2
1/2011	MI 7	MI 7	TR	113190	511136	277072	521116	42078	6
1/2011	MI 7	MI 7	TR	113190	511136	277072	521160	11590	5
1/2011	MI 7	MI 7	TR	113190	511136	277072	521622	110850	504
1/2011	MI 7	MI 7	TR	113190	511136	277072	521636	22992	13
1/2011	MI 7	MI 7	TR	113190	511136	277072	521670	40468	76
1/2011	MI 7	MI 7	TR	113190	511136	277072	521962	139401	42
1/2011	MI 7	MI 7	TR	113191	505108	243097	505038	153808	61
1/2011	MI 7	MI 7	TR	113191	505108	243097	521116	42078	68
1/2011	MI 7	MI 7	TR	113191	511136	277072	521116	42078	672
1/2011	MI 7	MI 7	TR	113191	511136	277072	521636	22992	30
1/2011	MI 7	MI 7	TR	113358	511136	277072	521116	42078	3
1/2011	MI 7	MI 7	TR	113363	505038	153808	505415	384818	748
1/2011	MI 7	MI 7	TR	113363	505038	153808	523008	312117	49



**ANR Pipeline Company  
 Transportation Services  
 Fuel By Route Analysis**
**VASCR351**

 Reporting Year: *January - December 2011*  
 Production Period: **01/2011**

<u>Production Period</u>	<u>Receipt Segment</u>	<u>Delivery Segment</u>	<u>Service Class</u>	<u>Svc Req Contract</u>	<u>Receipt Location</u>	<u>Receipt Loc Prop</u>	<u>Delivery Location</u>	<u>Delivery Loc Prop</u>	<u>Fuel Quantity</u>
1/2011	MI 7	MI 7	TR	113363	505108	243097	505038	153808	54
1/2011	MI 7	MI 7	TR	113363	505108	243097	505415	384818	1,283
1/2011	MI 7	MI 7	TR	113363	505108	243097	523008	312117	7
1/2011	MI 7	MI 7	TR	113363	510029	2610	505415	384818	57
1/2011	MI 7	MI 7	TR	113364	505038	153808	505108	243097	123
1/2011	MI 7	MI 7	TR	113364	505038	153808	523008	312117	848
1/2011	MI 7	MI 7	TR	113364	505108	243097	521008	11616	276
1/2011	MI 7	MI 7	TR	113364	505108	243097	523008	312117	37
1/2011	MI 7	MI 7	TR	113364	505222	140358	505137	320550	61
1/2011	MI 7	MI 7	TR	113364	510029	2610	523008	312117	207
1/2011	MI 7	MI 7	TR	113366	511136	277072	521116	42078	259
1/2011	MI 7	MI 7	TR	113366	511136	277072	521144	11580	2
1/2011	MI 7	MI 7	TR	113375	511136	277072	521116	42078	168
1/2011	MI 7	MI 7	TR	113375	511136	277072	521636	22992	227
1/2011	MI 7	MI 7	TR	113399	511158	48644	505108	243097	21
1/2011	MI 7	MI 7	TR	113423	505038	153808	521030	282436	189
1/2011	MI 7	MI 7	TR	113430	505038	153808	505108	243097	239
1/2011	MI 7	MI 7	TR	113430	505038	153808	521030	282436	614
1/2011	MI 7	MI 7	TR	113430	505038	153808	521932	138744	49
1/2011	MI 7	MI 7	TR	113430	505038	153808	523008	312117	282
1/2011	MI 7	MI 7	TR	113498	505038	153808	521008	11616	40
1/2011	MI 7	MI 7	TR	113505	505038	153808	521116	42078	45
1/2011	MI 7	MI 7	TR	113505	505038	153808	521636	22992	3
1/2011	MI 7	MI 7	TR	113505	505038	153808	521670	40468	26
1/2011	MI 7	MI 7	TR	113505	505038	153808	521948	4492	145
1/2011	MI 7	MI 7	TR	113505	505108	243097	521116	42078	13
1/2011	MI 7	MI 7	TR	113505	505108	243097	521160	11590	208
1/2011	MI 7	MI 7	TR	113505	505108	243097	521948	4492	217
1/2011	MI 7	MI 7	TR	113505	511136	277072	521116	42078	14
1/2011	MI 7	MI 7	TR	113505	511136	277072	521636	22992	10
1/2011	MI 7	MI 7	TR	113532	505038	153808	521008	11616	143
1/2011	MI 7	MI 7	TR	113533	505038	153808	505108	243097	95
1/2011	MI 7	MI 7	TR	113533	505038	153808	521008	11616	108

**ANR Pipeline Company  
 Transportation Services  
 Fuel By Route Analysis**

**VASCR351**

Reporting Year: *January - December 2011*  
 Production Period: **01/2011**

<u>Production Period</u>	<u>Receipt Segment</u>	<u>Delivery Segment</u>	<u>Service Class</u>	<u>Svc Req Contract</u>	<u>Receipt Location</u>	<u>Receipt Loc Prop</u>	<u>Delivery Location</u>	<u>Delivery Loc Prop</u>	<u>Fuel Quantity</u>
1/2011	MI 7	MI 7	TR	113533	505038	153808	521636	22992	57
1/2011	MI 7	MI 7	TR	113533	505108	243097	505038	153808	192
1/2011	MI 7	MI 7	TR	113533	505108	243097	521008	11616	47
1/2011	MI 7	MI 7	TR	113533	511136	277072	521008	11616	41
1/2011	MI 7	MI 7	TR	113679	505038	153808	501136	104776	146
1/2011	MI 7	MI 7	TR	113679	505038	153808	505108	243097	66
1/2011	MI 7	MI 7	TR	113679	505038	153808	521622	110850	420
1/2011	MI 7	MI 7	TR	113679	505038	153808	523008	312117	14
1/2011	MI 7	MI 7	TR	113679	505108	243097	501136	104776	444
1/2011	MI 7	MI 7	TR	113679	505108	243097	521622	110850	172
1/2011	MI 7	MI 7	TR	113679	510029	2610	501136	104776	53
1/2011	MI 7	MI 7	TR	113679	510029	2610	521622	110850	165
1/2011	MI 7	MI 7	TR	113680	505038	153808	521098	108641	9
1/2011	MI 7	MI 7	TR	113680	505038	153808	521622	110850	448
1/2011	MI 7	MI 7	TR	113680	505038	153808	523008	312117	24
1/2011	MI 7	MI 7	TR	113680	505108	243097	521098	108641	54
1/2011	MI 7	MI 7	TR	113680	505108	243097	521622	110850	344
1/2011	MI 7	MI 7	TR	113680	510029	2610	505038	153808	6
1/2011	MI 7	MI 7	TR	113680	510029	2610	521098	108641	7
1/2011	MI 7	MI 7	TR	113680	510029	2610	521622	110850	412
1/2011	MI 7	MI 7	TR	113681	505038	153808	521098	108641	77
1/2011	MI 7	MI 7	TR	113681	505038	153808	523008	312117	357
1/2011	MI 7	MI 7	TR	113681	505108	243097	521098	108641	499
1/2011	MI 7	MI 7	TR	113681	505415	384818	505137	320550	12
1/2011	MI 7	MI 7	TR	113681	510029	2610	521098	108641	271
1/2011	MI 7	MI 7	TR	113682	505038	153808	501136	104776	18
1/2011	MI 7	MI 7	TR	113682	505038	153808	521098	108641	46
1/2011	MI 7	MI 7	TR	113682	505038	153808	523008	312117	146
1/2011	MI 7	MI 7	TR	113682	505108	243097	521098	108641	460
1/2011	MI 7	MI 7	TR	113682	510029	2610	501136	104776	54
1/2011	MI 7	MI 7	TR	114122	511158	48644	521124	11562	251
1/2011	MI 7	MI 7	TR	114130	505038	153808	521008	11616	60
1/2011	MI 7	MI 7	TR	114130	505038	153808	521030	282436	74

**ANR Pipeline Company  
 Transportation Services  
 Fuel By Route Analysis**

**VASCR351**

Reporting Year: *January - December 2011*  
 Production Period: **01/2011**

<u>Production Period</u>	<u>Receipt Segment</u>	<u>Delivery Segment</u>	<u>Service Class</u>	<u>Svc Rcy Contract</u>	<u>Receipt Location</u>	<u>Receipt Loc Prop</u>	<u>Delivery Location</u>	<u>Delivery Loc Prop</u>	<u>Fuel Quantity</u>
1/2011	MI 7	MI 7	TR	114130	505038	153808	521080	138675	37
1/2011	MI 7	MI 7	TR	114130	510029	2610	521116	42078	66
1/2011	MI 7	MI 7	TR	114130	511136	277072	521008	11616	61
1/2011	MI 7	MI 7	TR	114130	513022	338686	521116	42078	14
1/2011	MI 7	MI 7	TR	114131	505038	153808	521080	138675	10
1/2011	MI 7	MI 7	TR	114131	505038	153808	521985	278172	44
1/2011	MI 7	MI 7	TR	114166	505038	153808	521030	282436	506
1/2011	MI 7	MI 7	TR	114166	505230	153728	521030	282436	68
1/2011	MI 7	MI 7	TR	114166	521030	282436	505038	153808	36
1/2011	MI 7	MI 7	TR	114466	505038	153808	505108	243097	12
1/2011	MI 7	MI 7	TR	114466	505038	153808	521016	4196	30
1/2011	MI 7	MI 7	TR	114466	505038	153808	521932	138744	143
1/2011	MI 7	MI 7	TR	114477	505038	153808	521008	11616	2,100
1/2011	MI 7	MI 7	TR	114490	505038	153808	521098	108641	66
1/2011	MI 7	MI 7	TR	114490	505108	243097	505038	153808	79
1/2011	MI 7	MI 7	TR	114490	505108	243097	521008	11616	579
1/2011	MI 7	MI 7	TR	114490	505108	243097	521098	108641	1,017
1/2011	MI 7	MI 7	TR	114490	505108	243097	521118	11578	558
1/2011	MI 7	MI 7	TR	114490	505108	243097	521636	22992	117
1/2011	MI 7	MI 7	TR	114490	505108	243097	521690	40892	41
1/2011	MI 7	MI 7	TR	114497	505038	153808	521008	11616	103
1/2011	MI 7	MI 7	TR	114497	505038	153808	521116	42078	61
1/2011	MI 7	MI 7	TR	114497	505038	153808	521636	22992	31
1/2011	MI 7	MI 7	TR	114497	505038	153808	521690	40892	72
1/2011	MI 7	MI 7	TR	114497	505108	243097	505038	153808	124
1/2011	MI 7	MI 7	TR	114497	505108	243097	521008	11616	87
1/2011	MI 7	MI 7	TR	114497	511158	48644	521690	40892	9
1/2011	MI 7	MI 7	TR	114548	505038	153808	523014	318733	109
1/2011	MI 7	MI 7	TR	114548	505230	153728	523014	318733	29
1/2011	MI 7	MI 7	TR	114567	505038	153808	505137	320550	96
1/2011	MI 7	MI 7	TR	114567	505222	140358	505137	320550	2
1/2011	MI 7	MI 7	TR	114567	505230	153728	505137	320550	215
1/2011	MI 7	MI 7	TR	114567	505415	384818	505137	320550	37

## ANR Pipeline Company Transportation Services Fuel By Route Analysis

**VASCR351**

 Reporting Year: *January - December 2011*  
 Production Period: **01/2011**

<u>Production Period</u>	<u>Receipt Segment</u>	<u>Delivery Segment</u>	<u>Service Class</u>	<u>Svc Req Contract</u>	<u>Receipt Location</u>	<u>Receipt Loc Prop</u>	<u>Delivery Location</u>	<u>Delivery Loc Prop</u>	<u>Fuel Quantity</u>
1/2011	MI 7	MI 7	TR	114671	505038	153808	501136	104776	242
1/2011	MI 7	MI 7	TR	114671	505038	153808	523008	312117	190
1/2011	MI 7	MI 7	TR	114671	505108	243097	501136	104776	68
1/2011	MI 7	MI 7	TR	114671	505108	243097	523008	312117	77
1/2011	MI 7	MI 7	TR	114671	505222	140358	505137	320550	37
1/2011	MI 7	MI 7	TR	114671	510029	2610	501136	104776	254
1/2011	MI 7	MI 7	TR	114671	510029	2610	505038	153808	6
1/2011	MI 7	MI 7	TR	114744	505230	153728	505541	1181282	125
1/2011	MI 7	MI 7	TR	114744	505230	153728	521098	108641	-110
1/2011	MI 7	MI 7	TR	114900	505038	153808	505108	243097	171
1/2011	MI 7	MI 7	TR	114900	505038	153808	521008	11616	406
1/2011	MI 7	MI 7	TR	114900	505038	153808	521030	282436	347
1/2011	MI 7	MI 7	TR	114900	505038	153808	521985	278172	184
1/2011	MI 7	MI 7	TR	114900	511136	277072	521008	11616	6
1/2011	MI 7	MI 7	TR	114900	511136	277072	521030	282436	55
1/2011	MI 7	MI 7	TR	115059	511154	48641	521008	11616	122
1/2011	MI 7	MI 7	TR	115064	510005	246067	521008	11616	1,333
1/2011	MI 7	MI 7	TR	115211	505038	153808	521604	150409	61
1/2011	MI 7	MI 7	TR	115211	521604	150409	505038	153808	141
1/2011	MI 7	MI 7	TR	115214	505038	153808	521604	150409	1,099
1/2011	MI 7	MI 7	TR	115275	505038	153808	521016	4196	122
1/2011	MI 7	MI 7	TR	115275	505038	153808	521932	138744	183
1/2011	MI 7	MI 7	TR	115313	505038	153808	505108	243097	172
1/2011	MI 7	MI 7	TR	115313	505038	153808	521116	42078	150
1/2011	MI 7	MI 7	TR	115313	505108	243097	521116	42078	61
1/2011	MI 7	MI 7	TR	115314	505038	153808	505108	243097	157
1/2011	MI 7	MI 7	TR	115314	505038	153808	521116	42078	367
1/2011	MI 7	MI 7	TR	115314	505108	243097	521116	42078	415
1/2011	MI 7	MI 7	TR	115314	505108	243097	521690	40892	46
1/2011	MI 7	MI 7	TR	115558	505038	153808	505108	243097	377
1/2011	MI 7	MI 7	TR	115558	505038	153808	510005	246067	275
1/2011	MI 7	MI 7	TR	115558	505038	153808	521008	11616	621
1/2011	MI 7	MI 7	TR	115558	505108	243097	521008	11616	107

## ANR Pipeline Company Transportation Services Fuel By Route Analysis

**VASCR351**

 Reporting Year: *January - December 2011*  
 Production Period: *01/2011*

<u>Production Period</u>	<u>Receipt Segment</u>	<u>Delivery Segment</u>	<u>Service Class</u>	<u>Svc Req Contract</u>	<u>Receipt Location</u>	<u>Receipt Loc Prop</u>	<u>Delivery Location</u>	<u>Delivery Loc Prop</u>	<u>Fuel Quantity</u>
1/2011	MI 7	MI 7	TR	115823	505038	153808	521008	11616	1,029
1/2011	MI 7	MI 7	TR	115823	505038	153808	521636	22992	285
1/2011	MI 7	MI 7	TR	115823	505038	153808	523008	312117	154
1/2011	MI 7	MI 7	TR	115823	505108	243097	521008	11616	90
1/2011	MI 7	MI 7	TR	115823	505108	243097	523008	312117	30
1/2011	MI 7	MI 7	TR	115823	510005	246067	505038	153808	17
1/2011	MI 7	MI 7	TR	115823	510005	246067	521008	11616	537
1/2011	MI 7	MI 7	TR	115823	510005	246067	521116	42078	159
1/2011	MI 7	MI 7	TR	115823	510005	246067	523008	312117	90
1/2011	MI 7	MI 7	TR	115823	511136	277072	505038	153808	40
1/2011	MI 7	MI 7	TR	115823	511136	277072	521008	11616	378
1/2011	MI 7	MI 7	TR	115823	511136	277072	521116	42078	58
1/2011	MI 7	MI 7	TR	115828	505038	153808	521008	11616	1,993
1/2011	MI 7	MI 7	TR	115828	505038	153808	521962	139401	93
1/2011	MI 7	MI 7	TR	115828	505038	153808	523008	312117	264
1/2011	MI 7	MI 7	TR	115828	505108	243097	521098	108641	18
1/2011	MI 7	MI 7	TR	115828	505108	243097	523008	312117	69
1/2011	MI 7	MI 7	TR	115828	511136	277072	521098	108641	96
1/2011	MI 7	MI 7	TR	115828	511136	277072	521116	42078	44
1/2011	MI 7	MI 7	TR	115828	511136	277072	521622	110850	263
1/2011	MI 7	MI 7	TR	115828	511136	277072	521962	139401	713
1/2011	MI 7	MI 7	TR	115828	511136	277072	523008	312117	24
1/2011	MI 7	MI 7	TR	116002	505038	153808	521008	11616	617
1/2011	MI 7	MI 7	TR	116002	505038	153808	521118	11578	2
1/2011	MI 7	MI 7	TR	116002	505038	153808	521122	11751	1
1/2011	MI 7	MI 7	TR	116002	505038	153808	521124	11562	1
1/2011	MI 7	MI 7	TR	116002	505038	153808	521138	11680	2
1/2011	MI 7	MI 7	TR	116002	505038	153808	521670	40468	2
1/2011	MI 7	MI 7	TR	116002	505038	153808	523008	312117	230
1/2011	MI 7	MI 7	TR	116021	505038	153808	521622	110850	53
1/2011	MI 7	MI 7	TR	116021	505038	153808	523008	312117	14
1/2011	MI 7	MI 7	TR	116021	505108	243097	521622	110850	56
1/2011	MI 7	MI 7	TR	116021	510029	2610	505038	153808	28

## ANR Pipeline Company Transportation Services Fuel By Route Analysis

**VASCR351**

Reporting Year: *January - December 2011*  
 Production Period: 01/2011

<u>Production Period</u>	<u>Receipt Segment</u>	<u>Delivery Segment</u>	<u>Service Class</u>	<u>Svc Req Contract</u>	<u>Receipt Location</u>	<u>Receipt Loc Prop</u>	<u>Delivery Location</u>	<u>Delivery Loc Prop</u>	<u>Fuel Quantity</u>
1/2011	MI 7	MI 7	TR	116021	510029	2610	521622	110850	73
1/2011	MI 7	MI 7	TR	116043	505038	153808	521008	11616	433
1/2011	MI 7	MI 7	TR	116043	505038	153808	523008	312117	327
1/2011	MI 7	MI 7	TR	116170	505038	153808	505108	243097	496
1/2011	MI 7	MI 7	TR	116344	511128	139396	521118	11578	18
1/2011	MI 7	MI 7	TR	116344	511128	139396	521122	11751	54
1/2011	MI 7	MI 7	TR	116344	511128	139396	521124	11562	42
1/2011	MI 7	MI 7	TR	116344	511128	139396	521138	11680	60
1/2011	MI 7	MI 7	TR	116344	511128	139396	521670	40468	96
1/2011	MI 7	MI 7	TR	116344	511128	139396	523052	467243	12
1/2011	MI 7	MI 7	TR	116569	505038	153808	521158	11581	6
1/2011	MI 7	MI 7	TR	116570	510005	246067	521158	11581	3
1/2011	MI 7	MI 7	TR	116576	510005	246067	505038	153808	2
1/2011	MI 7	MI 7	TR	116576	510005	246067	521074	40470	25
1/2011	MI 7	MI 7	TR	116576	510005	246067	521142	40477	90
1/2011	MI 7	MI 7	TR	116576	510005	246067	521144	11580	58
1/2011	MI 7	MI 7	TR	116576	510005	246067	521146	11785	3
1/2011	MI 7	MI 7	TR	116576	510005	246067	521154	11574	2
1/2011	MI 7	MI 7	TR	116576	510005	246067	521158	11581	40
1/2011	MI 7	MI 7	TR	116576	510005	246067	521162	11748	41
1/2011	MI 7	MI 7	TR	116580	510005	246067	521074	40470	89
1/2011	MI 7	MI 7	TR	116580	510005	246067	521098	108641	960
1/2011	MI 7	MI 7	TR	116580	510005	246067	521142	40477	78
1/2011	MI 7	MI 7	TR	116580	510005	246067	521144	11580	61
1/2011	MI 7	MI 7	TR	116580	510005	246067	521154	11574	6
1/2011	MI 7	MI 7	TR	116580	510005	246067	521158	11581	2
1/2011	MI 7	MI 7	TR	116580	510005	246067	521162	11748	34
1/2011	MI 7	MI 7	TR	116689	505038	153808	505541	1181282	110
1/2011	MI 7	MI 7	TR	116689	505038	153808	521098	108641	-110
1/2011	MI 7	MI 7	TR	116803	505038	153808	505541	1181282	37
1/2011	MI 7	MI 7	TR	116803	505038	153808	521098	108641	-37
1/2011	MI 7	MI 7	TR	117055	505038	153808	505541	1181282	65
1/2011	MI 7	MI 7	TR	117055	505038	153808	521098	108641	-65

**ANR Pipeline Company  
 Transportation Services  
 Fuel By Route Analysis**

VASCRJ51

Reporting Year: *January - December 2011*  
 Production Period: 01/2011

<u>Production Period</u>	<u>Receipt Segment</u>	<u>Delivery Segment</u>	<u>Service Class</u>	<u>Svc Req Contract</u>	<u>Receipt Location</u>	<u>Receipt Loc Prop</u>	<u>Delivery Location</u>	<u>Delivery Loc Prop</u>	<u>Fuel Quantity</u>
1/2011	MI 7	MI 7	TR	117176	505038	153808	505541	1181282	30
1/2011	MI 7	MI 7	TR	117176	505038	153808	521098	108641	-30
1/2011	MI 7	MI 7	TR	117263	511144	48642	521704	40832	1,468
1/2011	MI 7	MI 7	TR	117554	505108	243097	521116	42078	90
1/2011	MI 7	MI 7	TR	117555	505108	243097	521116	42078	3
1/2011	MI 7	MI 7	TR	117577	505038	153808	521670	40468	1
1/2011	MI 7	MI 7	TR	117602	505038	153808	505108	243097	90
1/2011	MI 7	MI 7	TR	117602	505038	153808	521008	11616	153
1/2011	MI 7	MI 7	TR	117602	505038	153808	521116	42078	17
1/2011	MI 7	MI 7	TR	117602	505038	153808	521622	110850	78
1/2011	MI 7	MI 7	TR	117602	505108	243097	505038	153808	143
1/2011	MI 7	MI 7	TR	117602	505108	243097	521008	11616	1,439
1/2011	MI 7	MI 7	TR	117602	505108	243097	521074	40470	60
1/2011	MI 7	MI 7	TR	117602	505108	243097	521116	42078	409
1/2011	MI 7	MI 7	TR	117602	505108	243097	521142	40477	81
1/2011	MI 7	MI 7	TR	117602	505108	243097	521144	11580	45
1/2011	MI 7	MI 7	TR	117602	505108	243097	521154	11574	1
1/2011	MI 7	MI 7	TR	117602	505108	243097	521158	11581	40
1/2011	MI 7	MI 7	TR	117602	505108	243097	521162	11748	38
1/2011	MI 7	MI 7	TR	117602	505108	243097	521622	110850	1,342
1/2011	MI 7	MI 7	TR	117602	505108	243097	521636	22992	273
1/2011	MI 7	MI 7	TR	117602	505108	243097	521962	139401	11
1/2011	MI 7	MI 7	TR	117602	511136	277072	521116	42078	71
1/2011	MI 7	MI 7	TR	117602	511158	48644	505038	153808	57
1/2011	MI 7	MI 7	TR	117602	511158	48644	521636	22992	48
1/2011	MI 7	MI 7	TR	117602	511158	48644	521985	278172	1
1/2011	MI 7	MI 7	TR	117609	505038	153808	521008	11616	3
1/2011	MI 7	MI 7	TR	117609	505038	153808	521636	22992	24
1/2011	MI 7	MI 7	TR	117609	505108	243097	505038	153808	156
1/2011	MI 7	MI 7	TR	117609	505108	243097	521008	11616	655
1/2011	MI 7	MI 7	TR	117609	505108	243097	521116	42078	138
1/2011	MI 7	MI 7	TR	117609	505108	243097	521622	110850	61
1/2011	MI 7	MI 7	TR	117609	505108	243097	521636	22992	85

**ANR Pipeline Company  
 Transportation Services  
 Fuel By Route Analysis**

**VASCR351**

Reporting Year: *January - December 2011*  
 Production Period: 01/2011

<u>Production Period</u>	<u>Receipt Segment</u>	<u>Delivery Segment</u>	<u>Service Class</u>	<u>Svc Req Contract</u>	<u>Receipt Location</u>	<u>Receipt Loc Prop</u>	<u>Delivery Location</u>	<u>Delivery Loc Prop</u>	<u>Fuel Quantity</u>
1/2011	MI 7	MI 7	TR	117610	505038	153808	505108	243097	15
1/2011	MI 7	MI 7	TR	117610	505108	243097	505038	153808	47
1/2011	MI 7	MI 7	TR	117610	505108	243097	521008	11616	110
1/2011	MI 7	MI 7	TR	117610	505108	243097	521116	42078	70
1/2011	MI 7	MI 7	TR	117620	505038	153808	521008	11616	207
1/2011	MI 7	MI 7	TR	117620	505108	243097	521008	11616	312
1/2011	MI 7	MI 7	TR	117620	510029	2610	521008	11616	119
1/2011	MI 7	MI 7	TR	117622	505038	153808	521636	22992	61
1/2011	MI 7	MI 7	TR	117623	511136	277072	505038	153808	10
1/2011	MI 7	MI 7	TR	117624	511136	277072	505038	153808	186
1/2011	MI 7	MI 7	TR	117659	505108	243097	521116	42078	3
1/2011	MI 7	MI 7	TR	117659	505108	243097	521690	40892	151
1/2011	MI 7	MI 7	TR	117696	505038	153808	521008	11616	29
1/2011	MI 7	MI 7	TR	117696	510005	246067	521116	42078	29
1/2011	MI 7	MI 7	TR	117727	505108	243097	521008	11616	80
1/2011	MI 7	MI 7	TR	117834	505038	153808	523065	769472	2,697
1/2011	MI 7	MI 7	TR	117902	505038	153808	521138	11680	148
1/2011	MI 7	MI 7	TR	117902	505038	153808	521156	11572	309
1/2011	MI 7	MI 7	TR	117902	510005	246067	521138	11680	3
1/2011	MI 7	MI 7	TR	117902	510005	246067	521156	11572	12
1/2011	MI 7	MI 7	TR	117916	505038	153808	521932	138744	37
1/2011	MI 7	MI 7	TR	117919	505038	153808	521008	11616	4
1/2011	MI 7	MI 7	TR	117919	505038	153808	521932	138744	123
1/2011	MI 7	MI 7	TR	117919	510005	246067	521116	42078	123
1/2011	MI 7	MI 7	TR	117919	511136	277072	505038	153808	153
1/2011	MI 7	MI 7	TR	117935	505038	153808	521932	138744	135
1/2011	MI 7	MI 7	TR	117941	505038	153808	521932	138744	93
1/2011	MI 7	MI 7	TR	117943	505038	153808	521932	138744	372
1/2011	MI 7	MI 7	TR	117951	505038	153808	521932	138744	28
1/2011	MI 7	MI 7	TR	117959	505038	153808	521932	138744	11
1/2011	MI 7	MI 7	TR	117989	511158	48644	521116	42078	3,813
1/2011	MI 7	MI 7	TR	118011	505038	153808	521932	138744	62
1/2011	MI 7	MI 7	TR	118012	511136	277072	521008	11616	93



**ANR Pipeline Company  
 Transportation Services  
 Fuel By Route Analysis**

**VASCR351**

Reporting Year: *January - December 2011*  
 Production Period: 01/2011

<u>Production Period</u>	<u>Receipt Segment</u>	<u>Delivery Segment</u>	<u>Service Class</u>	<u>Svc Req Contract</u>	<u>Receipt Location</u>	<u>Receipt Loc Prop</u>	<u>Delivery Location</u>	<u>Delivery Loc Prop</u>	<u>Fuel Quantity</u>
1/2011	MI 7	MI 7	TR	118029	505038	153808	521932	138744	10
1/2011	MI 7	MI 7	TR	118044	505038	153808	521932	138744	112
1/2011	MI 7	MI 7	TR	118046	505038	153808	521932	138744	12
1/2011	MI 7	MI 7	TR	118065	505038	153808	521636	22992	36
1/2011	MI 7	MI 7	TR	118065	510005	246067	521116	42078	52
1/2011	MI 7	MI 7	TR	118068	510005	246067	505017	139249	110
1/2011	MI 7	MI 7	TR	118068	511136	277072	505017	139249	40
1/2011	MI 7	MI 7	TR	118069	505038	153808	521138	11680	20
1/2011	MI 7	MI 7	TR	118069	505038	153808	521622	110850	186
1/2011	MI 7	MI 7	TR	118069	505038	153808	521636	22992	34
1/2011	MI 7	MI 7	TR	118069	505038	153808	521690	40892	173
1/2011	MI 7	MI 7	TR	118071	511136	277072	521008	11616	90
1/2011	MI 7	MI 7	TR	118090	505108	243097	505038	153808	226
1/2011	MI 7	MI 7	TS	109155	505038	153808	505038	153808	4
1/2011	MI 7	MI 7	TS	109171	505038	153808	505038	153808	1
		<b>Segment</b>							<b>223,641</b>
1/2011	MI 7	MW 6	TR	50	505038	153808	521420	4602	407
1/2011	MI 7	MW 6	TR	750	505038	153808	505014	139246	194
1/2011	MI 7	MW 6	TR	1800	505038	153808	505013	139241	1,658
1/2011	MI 7	MW 6	TR	18450	505038	153808	521420	4602	248
1/2011	MI 7	MW 6	TR	101576	505108	243097	521470	4738	35
1/2011	MI 7	MW 6	TR	107111	510029	2610	521400	13135	9
1/2011	MI 7	MW 6	TR	107111	510029	2610	521420	4602	20
1/2011	MI 7	MW 6	TR	108985	505038	153808	505005	139233	47
1/2011	MI 7	MW 6	TR	113041	505038	153808	521470	4738	4
1/2011	MI 7	MW 6	TR	113046	505038	153808	521470	4738	217
1/2011	MI 7	MW 6	TR	113505	505038	153808	521470	4738	127
1/2011	MI 7	MW 6	TR	113505	505108	243097	521470	4738	4
1/2011	MI 7	MW 6	TR	114759	505108	243097	521428	40193	304
1/2011	MI 7	MW 6	TR	114810	505038	153808	505013	139241	61
1/2011	MI 7	MW 6	TR	114810	505108	243097	505013	139241	18
1/2011	MI 7	MW 6	TR	114810	511136	277072	505013	139241	484
1/2011	MI 7	MW 6	TR	116422	505038	153808	521482	4741	531

**ANR Pipeline Company  
 Transportation Services  
 Fuel By Route Analysis**
VASCR351

 Reporting Year: *January - December 2011*  
 Production Period: *01/2011*

<u>Production Period</u>	<u>Receipt Segment</u>	<u>Delivery Segment</u>	<u>Service Class</u>	<u>Svc Ren Contract</u>	<u>Receipt Location</u>	<u>Receipt Loc Prop</u>	<u>Delivery Location</u>	<u>Delivery Loc Prop</u>	<u>Fuel Quantity</u>
1/2011	MI 7	MW 6	TS	109137	505038	153808	521492	4604	44
1/2011	MI 7	MW 6	TS	109139	505038	153808	521424	13215	46
1/2011	MI 7	MW 6	TS	109142	505038	153808	521526	3969	10
1/2011	MI 7	MW 6	TS	109143	505038	153808	521430	40195	97
1/2011	MI 7	MW 6	TS	109146	505038	153808	521496	4689	13
1/2011	MI 7	MW 6	TS	109148	505038	153808	521566	12977	8
1/2011	MI 7	MW 6	TS	109150	505038	153808	505029	139367	466
1/2011	MI 7	MW 6	TS	109152	505038	153808	521524	3973	293
1/2011	MI 7	MW 6	TS	109153	505038	153808	521422	12976	69
1/2011	MI 7	MW 6	TS	109155	505038	153808	521498	4857	31
1/2011	MI 7	MW 6	TS	109161	505038	153808	521598	4564	19
1/2011	MI 7	MW 6	TS	109163	505038	153808	521502	4747	10
1/2011	MI 7	MW 6	TS	109169	505038	153808	521418	12991	158
1/2011	MI 7	MW 6	TS	109170	505038	153808	521494	4605	109
1/2011	MI 7	MW 6	TS	109171	505038	153808	521428	40193	122
1/2011	MI 7	MW 6	TS	109198	505038	153808	521426	40183	41
1/2011	MI 7	MW 6	TS	109199	505038	153808	521500	4693	23
1/2011	MI 7	MW 6	TS	110863	505038	153808	521608	171759	76
	<b>Segment</b>								<b>6,003</b>
1/2011	MI 7	WI 7	TR	850	505038	153808	505025	139257	1,989
1/2011	MI 7	WI 7	TR	850	505038	153808	521266	28702	244
1/2011	MI 7	WI 7	TR	1600	505038	153808	505026	139258	10,009
1/2011	MI 7	WI 7	TR	105424	505038	153808	521250	28841	4
1/2011	MI 7	WI 7	TR	105428	511136	277072	521262	36868	527
1/2011	MI 7	WI 7	TR	105429	511136	277072	521250	28841	38
1/2011	MI 7	WI 7	TR	105430	511136	277072	521676	100052	30
1/2011	MI 7	WI 7	TR	106054	511136	277072	521178	28883	778
1/2011	MI 7	WI 7	TR	106211	505038	153808	510033	28873	1,527
1/2011	MI 7	WI 7	TR	106450	505038	153808	505021	139253	2,798
1/2011	MI 7	WI 7	TR	106466	505108	243097	505021	139253	60
1/2011	MI 7	WI 7	TR	106468	505108	243097	505021	139253	134
1/2011	MI 7	WI 7	TR	106469	505038	153808	505021	139253	2,963
1/2011	MI 7	WI 7	TR	106469	505038	153808	521172	28846	2

**ANR Pipeline Company  
 Transportation Services  
 Fuel By Route Analysis**
**VASCR351**

 Reporting Year: *January - December 2011*  
 Production Period: 01/2011

<u>Production Period</u>	<u>Receipt Segment</u>	<u>Delivery Segment</u>	<u>Service Class</u>	<u>Svc Req Contract</u>	<u>Receipt Location</u>	<u>Receipt Loc Prop</u>	<u>Delivery Location</u>	<u>Delivery Loc Prop</u>	<u>Fuel Quantity</u>
1/2011	MI 7	WI 7	TR	106469	505038	153808	521250	28841	5
1/2011	MI 7	WI 7	TR	106469	505038	153808	521784	28720	3
1/2011	MI 7	WI 7	TR	106469	505038	153808	523034	384136	3
1/2011	MI 7	WI 7	TR	106470	505108	243097	505021	139253	980
1/2011	MI 7	WI 7	TR	106686	511136	277072	521266	28702	90
1/2011	MI 7	WI 7	TR	106938	511136	277072	521316	28831	93
1/2011	MI 7	WI 7	TR	106955	511136	277072	521172	28846	310
1/2011	MI 7	WI 7	TR	107161	511136	277072	521266	28702	155
1/2011	MI 7	WI 7	TR	107306	511136	277072	521298	28736	93
1/2011	MI 7	WI 7	TR	107478	511136	277072	521324	28794	652
1/2011	MI 7	WI 7	TR	107784	505038	153808	505023	139255	29
1/2011	MI 7	WI 7	TR	107877	505038	153808	505021	139255	402
1/2011	MI 7	WI 7	TR	107897	505038	153808	505024	139256	4,263
1/2011	MI 7	WI 7	TR	107897	513022	338686	505024	139256	31
1/2011	MI 7	WI 7	TR	108179	505038	153808	521296	139402	15
1/2011	MI 7	WI 7	TR	108179	505038	153808	521650	269472	7
1/2011	MI 7	WI 7	TR	108179	505038	153808	523032	384134	15
1/2011	MI 7	WI 7	TR	108246	510005	246067	521262	36868	300
1/2011	MI 7	WI 7	TR	108251	511136	277072	521810	36869	1,063
1/2011	MI 7	WI 7	TR	108281	505108	243097	521202	28682	1
1/2011	MI 7	WI 7	TR	108281	505108	243097	521250	28841	11
1/2011	MI 7	WI 7	TR	108281	505108	243097	521266	28702	10
1/2011	MI 7	WI 7	TR	108281	505108	243097	521676	100052	23
1/2011	MI 7	WI 7	TR	108281	511136	277072	521172	28846	50
1/2011	MI 7	WI 7	TR	108281	511136	277072	521176	28859	238
1/2011	MI 7	WI 7	TR	108281	511136	277072	521180	28875	76
1/2011	MI 7	WI 7	TR	108281	511136	277072	521198	28782	63
1/2011	MI 7	WI 7	TR	108281	511136	277072	521202	28682	30
1/2011	MI 7	WI 7	TR	108281	511136	277072	521204	28672	23
1/2011	MI 7	WI 7	TR	108281	511136	277072	521210	28828	118
1/2011	MI 7	WI 7	TR	108281	511136	277072	521240	28759	172
1/2011	MI 7	WI 7	TR	108281	511136	277072	521246	28844	32
1/2011	MI 7	WI 7	TR	108281	511136	277072	521250	28841	324

**ANR Pipeline Company  
 Transportation Services  
 Fuel By Route Analysis**

VASCR351

Reporting Year: *January - December 2011*  
 Production Period: 01/2011

<u>Production Period</u>	<u>Receipt Segment</u>	<u>Delivery Segment</u>	<u>Service Class</u>	<u>Svc Reg Contract</u>	<u>Receipt Location</u>	<u>Receipt Loc Prop</u>	<u>Delivery Location</u>	<u>Delivery Loc Prop</u>	<u>Fuel Quantity</u>
1/2011	M17	W17	TR	108281	511136	277072	521266	28702	241
1/2011	M17	W17	TR	108281	511136	277072	521314	28661	59
1/2011	M17	W17	TR	108281	511136	277072	521394	36936	5
1/2011	M17	W17	TR	108281	511136	277072	521676	100052	493
1/2011	M17	W17	TR	108281	511136	277072	521786	28798	84
1/2011	M17	W17	TR	108281	511136	277072	521810	36869	91
1/2011	M17	W17	TR	108282	511136	277072	521176	28859	310
1/2011	M17	W17	TR	108283	505108	243097	521310	28743	30
1/2011	M17	W17	TR	108283	511136	277072	521012	40226	1
1/2011	M17	W17	TR	108283	511136	277072	521176	28859	78
1/2011	M17	W17	TR	108283	511136	277072	521180	28875	4
1/2011	M17	W17	TR	108283	511136	277072	521250	28841	6
1/2011	M17	W17	TR	108283	511136	277072	521310	28743	877
1/2011	M17	W17	TR	108283	511136	277072	521394	36936	1
1/2011	M17	W17	TR	108283	511136	277072	521786	28798	13
1/2011	M17	W17	TR	108283	511136	277072	521810	36869	102
1/2011	M17	W17	TR	108284	511136	277072	521266	28702	403
1/2011	M17	W17	TR	108288	511136	277072	521314	28661	5
1/2011	M17	W17	TR	108288	511136	277072	521810	36869	242
1/2011	M17	W17	TR	108434	511136	277072	521172	28846	672
1/2011	M17	W17	TR	108434	511136	277072	521210	28828	11
1/2011	M17	W17	TR	108997	511136	277072	521252	28779	93
1/2011	M17	W17	TR	109021	505038	153808	521034	183670	9,357
1/2011	M17	W17	TR	109022	505038	153808	521610	261574	322
1/2011	M17	W17	TR	109023	505038	153808	521994	3908	2,462
1/2011	M17	W17	TR	109024	510005	246067	521034	183670	3,030
1/2011	M17	W17	TR	109025	510005	246067	521610	261574	3,758
1/2011	M17	W17	TR	109178	511136	277072	521794	28870	465
1/2011	M17	W17	TR	109179	511136	277072	521250	28841	31
1/2011	M17	W17	TR	109181	511136	277072	521012	40226	45
1/2011	M17	W17	TR	109181	511136	277072	521676	100052	8
1/2011	M17	W17	TR	109182	511136	277072	521250	28841	124
1/2011	M17	W17	TR	109183	511136	277072	521356	28774	368

**ANR Pipeline Company  
 Transportation Services  
 Fuel By Route Analysis**
VASCR351

 Reporting Year: *January - December 2011*  
 Production Period: 01/2011

<u>Production Period</u>	<u>Receipt Segment</u>	<u>Delivery Segment</u>	<u>Service Class</u>	<u>Svc Req Contract</u>	<u>Receipt Location</u>	<u>Receipt Loc Prop</u>	<u>Delivery Location</u>	<u>Delivery Loc Prop</u>	<u>Fuel Quantity</u>
1/2011	MI 7	WI 7	TR	109184	511136	277072	521172	28846	7
1/2011	MI 7	WI 7	TR	109184	511136	277072	521316	28831	365
1/2011	MI 7	WI 7	TR	109185	511136	277072	521246	28844	205
1/2011	MI 7	WI 7	TR	109185	511136	277072	521810	36869	17
1/2011	MI 7	WI 7	TR	109186	511136	277072	521676	100052	279
1/2011	MI 7	WI 7	TR	109218	505038	153808	505023	139255	9,077
1/2011	MI 7	WI 7	TR	109222	505038	153808	505024	139256	4,950
1/2011	MI 7	WI 7	TR	109222	505108	243097	505024	139256	61
1/2011	MI 7	WI 7	TR	109415	511136	277072	521316	28831	651
1/2011	MI 7	WI 7	TR	109854	505038	153808	505023	139255	1,806
1/2011	MI 7	WI 7	TR	109950	511136	277072	521676	100052	155
1/2011	MI 7	WI 7	TR	109952	511136	277072	521324	28794	218
1/2011	MI 7	WI 7	TR	109974	505038	153808	521172	28846	9
1/2011	MI 7	WI 7	TR	109974	505038	153808	521250	28841	12
1/2011	MI 7	WI 7	TR	109974	505038	153808	521258	265372	3
1/2011	MI 7	WI 7	TR	109974	505038	153808	521784	28720	326
1/2011	MI 7	WI 7	TR	109974	505038	153808	523034	384136	1,702
1/2011	MI 7	WI 7	TR	109974	505108	243097	521172	28846	4
1/2011	MI 7	WI 7	TR	109974	505108	243097	521250	28841	22
1/2011	MI 7	WI 7	TR	109974	505108	243097	521784	28720	14
1/2011	MI 7	WI 7	TR	109974	505108	243097	521786	28798	3
1/2011	MI 7	WI 7	TR	109974	505108	243097	523034	384136	117
1/2011	MI 7	WI 7	TR	109974	511136	277072	521172	28846	4
1/2011	MI 7	WI 7	TR	109974	511136	277072	521250	28841	3
1/2011	MI 7	WI 7	TR	109974	511136	277072	521784	28720	3
1/2011	MI 7	WI 7	TR	109974	511136	277072	521786	28798	3
1/2011	MI 7	WI 7	TR	109974	511136	277072	523034	384136	107
1/2011	MI 7	WI 7	TR	109974	513022	338686	523034	384136	122
1/2011	MI 7	WI 7	TR	109976	505038	153808	523034	384136	374
1/2011	MI 7	WI 7	TR	110016	505038	153808	523035	387791	426
1/2011	MI 7	WI 7	TR	110016	505108	243097	523035	387791	711
1/2011	MI 7	WI 7	TR	110016	505230	153728	523035	387791	42
1/2011	MI 7	WI 7	TR	110016	511136	277072	523035	387791	145

**ANR Pipeline Company  
 Transportation Services  
 Fuel By Route Analysis**

**VASCR351**

Reporting Year: *January - December 2011*  
 Production Period: 01/2011

<u>Production Period</u>	<u>Receipt Segment</u>	<u>Delivery Segment</u>	<u>Service Class</u>	<u>Svc Req Contract</u>	<u>Receipt Location</u>	<u>Receipt Loc Prop</u>	<u>Delivery Location</u>	<u>Delivery Loc Prop</u>	<u>Fuel Quantity</u>
1/2011	MI 7	WI 7	TR	110161	511136	277072	521394	36936	62
1/2011	MI 7	WI 7	TR	110208	511136	277072	521374	28662	155
1/2011	MI 7	WI 7	TR	110407	511136	277072	521810	36869	155
1/2011	MI 7	WI 7	TR	110490	511136	277072	521304	28750	651
1/2011	MI 7	WI 7	TR	110491	511136	277072	521304	28750	62
1/2011	MI 7	WI 7	TR	110492	511136	277072	521356	28774	31
1/2011	MI 7	WI 7	TR	110889	511136	277072	521034	183670	5
1/2011	MI 7	WI 7	TR	110903	511136	277072	505025	139257	690
1/2011	MI 7	WI 7	TR	110904	505038	153808	521266	28702	37
1/2011	MI 7	WI 7	TR	110905	511136	277072	505025	139257	650
1/2011	MI 7	WI 7	TR	110997	511136	277072	521786	28798	62
1/2011	MI 7	WI 7	TR	110998	511136	277072	521394	36936	116
1/2011	MI 7	WI 7	TR	110998	511136	277072	521810	36869	8
1/2011	MI 7	WI 7	TR	110999	511136	277072	521172	28846	31
1/2011	MI 7	WI 7	TR	111201	511136	277072	521262	36868	124
1/2011	MI 7	WI 7	TR	111202	511136	277072	521172	28846	155
1/2011	MI 7	WI 7	TR	111203	511136	277072	521298	28736	124
1/2011	MI 7	WI 7	TR	111284	513022	338686	505024	139256	36
1/2011	MI 7	WI 7	TR	111296	505108	243097	505026	139258	2,418
1/2011	MI 7	WI 7	TR	111316	510005	246067	521370	28788	93
1/2011	MI 7	WI 7	TR	111405	511136	277072	521288	28670	775
1/2011	MI 7	WI 7	TR	111719	511136	277072	521314	28661	6
1/2011	MI 7	WI 7	TR	111730	505038	153808	523034	384136	354
1/2011	MI 7	WI 7	TR	111864	505108	243097	505026	139258	1,333
1/2011	MI 7	WI 7	TR	112067	511136	277072	523041	395460	229
1/2011	MI 7	WI 7	TR	112545	511136	277072	521266	28702	186
1/2011	MI 7	WI 7	TR	112565	505038	153808	523032	384134	2,281
1/2011	MI 7	WI 7	TR	112583	505108	243097	510041	11661	2
1/2011	MI 7	WI 7	TR	112583	505108	243097	523035	387791	187
1/2011	MI 7	WI 7	TR	112583	511136	277072	523035	387791	51
1/2011	MI 7	WI 7	TR	112583	513022	338686	523035	387791	91
1/2011	MI 7	WI 7	TR	112612	505038	153808	505025	139257	87
1/2011	MI 7	WI 7	TR	112612	505038	153808	521266	28702	61

<b>ANR Pipeline Company          Transportation Services          Fuel By Route Analysis</b>
--

**VASCR351**

 Reporting Year: *January - December 2011*  
 Production Period: 01/2011

<u>Production Period</u>	<u>Receipt Segment</u>	<u>Delivery Segment</u>	<u>Service Class</u>	<u>Svc Rcg Contract</u>	<u>Receipt Location</u>	<u>Receipt Loc Prop</u>	<u>Delivery Location</u>	<u>Delivery Loc Prop</u>	<u>Fuel Quantity</u>
1/2011	MI 7	WI 7	TR	112901	511136	277072	521292	28806	31
1/2011	MI 7	WI 7	TR	112903	511136	277072	521830	28814	31
1/2011	MI 7	WI 7	TR	112905	511136	277072	521812	40304	62
1/2011	MI 7	WI 7	TR	112906	511136	277072	521204	28672	31
1/2011	MI 7	WI 7	TR	113018	505038	153808	521262	36868	1,119
1/2011	MI 7	WI 7	TR	113025	505108	243097	521012	40226	21
1/2011	MI 7	WI 7	TR	113025	505108	243097	521172	28846	8
1/2011	MI 7	WI 7	TR	113025	505108	243097	521174	28778	48
1/2011	MI 7	WI 7	TR	113025	505108	243097	521178	28883	19
1/2011	MI 7	WI 7	TR	113025	505108	243097	521186	42139	8
1/2011	MI 7	WI 7	TR	113025	505108	243097	521188	28862	15
1/2011	MI 7	WI 7	TR	113025	505108	243097	521196	28771	37
1/2011	MI 7	WI 7	TR	113025	505108	243097	521246	28844	36
1/2011	MI 7	WI 7	TR	113025	505108	243097	521262	36868	4
1/2011	MI 7	WI 7	TR	113025	505108	243097	521266	28702	18
1/2011	MI 7	WI 7	TR	113025	505108	243097	521288	28670	3
1/2011	MI 7	WI 7	TR	113025	505108	243097	521298	28736	5
1/2011	MI 7	WI 7	TR	113025	505108	243097	521314	28661	16
1/2011	MI 7	WI 7	TR	113025	505108	243097	521344	28734	3
1/2011	MI 7	WI 7	TR	113025	505108	243097	521350	28660	6
1/2011	MI 7	WI 7	TR	113025	505108	243097	521676	100052	8
1/2011	MI 7	WI 7	TR	113025	505108	243097	521784	28720	35
1/2011	MI 7	WI 7	TR	113025	505108	243097	521814	36934	4
1/2011	MI 7	WI 7	TR	113025	505108	243097	523034	384136	14
1/2011	MI 7	WI 7	TR	113029	505038	153808	521314	28661	34
1/2011	MI 7	WI 7	TR	113029	505108	243097	521314	28661	126
1/2011	MI 7	WI 7	TR	113038	510005	246067	521172	28846	67
1/2011	MI 7	WI 7	TR	113038	511136	277072	521172	28846	5
1/2011	MI 7	WI 7	TR	113181	505038	153808	521266	28702	93
1/2011	MI 7	WI 7	TR	113181	505038	153808	523032	384134	714
1/2011	MI 7	WI 7	TR	113181	505038	153808	523035	387791	17
1/2011	MI 7	WI 7	TR	113181	505108	243097	523032	384134	41
1/2011	MI 7	WI 7	TR	113239	511136	277072	521814	36934	267

**ANR Pipeline Company  
 Transportation Services  
 Fuel By Route Analysis**
**VASCR351**

 Reporting Year: *January - December 2011*  
 Production Period: 01/2011

<u>Production Period</u>	<u>Receipt Segment</u>	<u>Delivery Segment</u>	<u>Service Class</u>	<u>Svc Reg Contract</u>	<u>Receipt Location</u>	<u>Receipt Loc Prop</u>	<u>Delivery Location</u>	<u>Delivery Loc Prop</u>	<u>Fuel Quantity</u>
1/2011	MI 7	WI 7	TR	113240	505038	153808	521814	36934	363
1/2011	MI 7	WI 7	TR	113363	505038	153808	521266	28702	1
1/2011	MI 7	WI 7	TR	113364	505038	153808	523035	387791	214
1/2011	MI 7	WI 7	TR	113364	505108	243097	523035	387791	197
1/2011	MI 7	WI 7	TR	113423	505038	153808	521314	28661	397
1/2011	MI 7	WI 7	TR	113423	510029	2610	521314	28661	44
1/2011	MI 7	WI 7	TR	113423	511136	277072	521314	28661	56
1/2011	MI 7	WI 7	TR	113479	505038	153808	523034	384136	3
1/2011	MI 7	WI 7	TR	113679	505038	153808	523035	387791	92
1/2011	MI 7	WI 7	TR	113681	505038	153808	523035	387791	77
1/2011	MI 7	WI 7	TR	113681	505108	243097	523035	387791	61
1/2011	MI 7	WI 7	TR	113682	505038	153808	523035	387791	86
1/2011	MI 7	WI 7	TR	113682	505108	243097	523035	387791	61
1/2011	MI 7	WI 7	TR	113877	511136	277072	521188	28862	186
1/2011	MI 7	WI 7	TR	113878	511136	277072	521168	28834	6
1/2011	MI 7	WI 7	TR	113878	511136	277072	521266	28702	304
1/2011	MI 7	WI 7	TR	113879	511136	277072	521350	28660	62
1/2011	MI 7	WI 7	TR	113880	511136	277072	521786	28798	155
1/2011	MI 7	WI 7	TR	113881	511136	277072	521198	28782	31
1/2011	MI 7	WI 7	TR	113882	511136	277072	521374	28662	62
1/2011	MI 7	WI 7	TR	113884	511136	277072	521246	28844	248
1/2011	MI 7	WI 7	TR	113885	511136	277072	521300	28739	31
1/2011	MI 7	WI 7	TR	113886	511136	277072	521166	40496	93
1/2011	MI 7	WI 7	TR	113888	511136	277072	521240	28759	31
1/2011	MI 7	WI 7	TR	113888	511136	277072	521676	100052	31
1/2011	MI 7	WI 7	TR	113889	511136	277072	521178	28883	62
1/2011	MI 7	WI 7	TR	113890	511136	277072	521214	40197	31
1/2011	MI 7	WI 7	TR	113891	511136	277072	521262	36868	31
1/2011	MI 7	WI 7	TR	113894	511136	277072	521172	28846	31
1/2011	MI 7	WI 7	TR	113894	511136	277072	523047	444972	62
1/2011	MI 7	WI 7	TR	113895	511136	277072	521320	28740	124
1/2011	MI 7	WI 7	TR	113900	511136	277072	521310	28743	31
1/2011	MI 7	WI 7	TR	113904	511136	277072	521210	28828	124



**ANR Pipeline Company  
Transportation Services  
Fuel By Route Analysis**

Reporting Year: January - December 2011  
Production Period: 01/2011

<u>Production Period</u>	<u>Receipt Segment</u>	<u>Delivery Segment</u>	<u>Service Class</u>	<u>Svc Req Contract</u>	<u>Receipt Location</u>	<u>Receipt Loc Prop</u>	<u>Delivery Location</u>	<u>Delivery Loc Prop</u>	<u>Fuel Quantity</u>
1/2011	M17	W17	TR	113906	511136	277072	521344	28734	31
1/2011	M17	W17	TR	113910	511136	277072	521310	28743	31
1/2011	M17	W17	TR	113914	511136	277072	521180	28875	31
1/2011	M17	W17	TR	113915	511136	277072	521322	28868	186
1/2011	M17	W17	TR	113916	511136	277072	521316	28831	31
1/2011	M17	W17	TR	113917	511136	277072	521194	40223	31
1/2011	M17	W17	TR	113919	511136	277072	521168	28834	372
1/2011	M17	W17	TR	113921	511136	277072	521178	28883	31
1/2011	M17	W17	TR	113922	511136	277072	521784	28720	465
1/2011	M17	W17	TR	113924	511136	277072	521814	36934	31
1/2011	M17	W17	TR	113925	511136	277072	521248	28811	31
1/2011	M17	W17	TR	113928	511136	277072	521240	28759	31
1/2011	M17	W17	TR	113930	511136	277072	521298	28736	155
1/2011	M17	W17	TR	113931	511136	277072	521192	28823	31
1/2011	M17	W17	TR	113932	511136	277072	521172	28846	310
1/2011	M17	W17	TR	113933	511136	277072	521204	28672	62
1/2011	M17	W17	TR	113936	511136	277072	521248	28811	62
1/2011	M17	W17	TR	113937	511136	277072	523034	384136	186
1/2011	M17	W17	TR	113938	511136	277072	521184	40224	31
1/2011	M17	W17	TR	113940	511136	277072	521174	28778	155
1/2011	M17	W17	TR	113944	511136	277072	521168	28834	3
1/2011	M17	W17	TR	113944	511136	277072	521172	28846	2
1/2011	M17	W17	TR	113944	511136	277072	521314	28661	150
1/2011	M17	W17	TR	113945	511136	277072	521814	36934	186
1/2011	M17	W17	TR	113950	511136	277072	521260	36867	31
1/2011	M17	W17	TR	113953	511136	277072	521202	28682	31
1/2011	M17	W17	TR	113956	511136	277072	521324	28794	31
1/2011	M17	W17	TR	113957	511136	277072	521246	28844	217
1/2011	M17	W17	TR	113960	511136	277072	521370	28788	124
1/2011	M17	W17	TR	113961	511136	277072	521286	28853	31
1/2011	M17	W17	TR	113966	511136	277072	521812	40304	93
1/2011	M17	W17	TR	113969	511136	277072	521172	28846	558
1/2011	M17	W17	TR	113975	511136	277072	521268	40497	31

**ANR Pipeline Company  
Transportation Services  
Fuel By Route Analysis**

Reporting Year: January - December 2011  
Production Period: 01/2011

<u>Production Period</u>	<u>Receipt Segment</u>	<u>Delivery Segment</u>	<u>Service Class</u>	<u>Svc Req Contract</u>	<u>Receipt Location</u>	<u>Receipt Loc Prop</u>	<u>Delivery Location</u>	<u>Delivery Loc Prop</u>	<u>Fuel Quantity</u>
1/2011	MI 7	WI 7	TR	113976	511136	277072	521012	40226	31
1/2011	MI 7	WI 7	TR	113981	511136	277072	521374	28662	62
1/2011	MI 7	WI 7	TR	113985	511136	277072	521172	28846	31
1/2011	MI 7	WI 7	TR	113985	511136	277072	521270	28676	31
1/2011	MI 7	WI 7	TR	113987	511136	277072	521784	28720	744
1/2011	MI 7	WI 7	TR	113988	511136	277072	521172	28846	21
1/2011	MI 7	WI 7	TR	113994	511136	277072	521012	40226	2
1/2011	MI 7	WI 7	TR	113998	511136	277072	521316	28831	31
1/2011	MI 7	WI 7	TR	113999	511136	277072	521172	28846	31
1/2011	MI 7	WI 7	TR	113999	511136	277072	521262	36868	31
1/2011	MI 7	WI 7	TR	114000	511136	277072	521172	28846	69
1/2011	MI 7	WI 7	TR	114002	511136	277072	521172	28846	31
1/2011	MI 7	WI 7	TR	114002	511136	277072	521266	28702	31
1/2011	MI 7	WI 7	TR	114005	511136	277072	521172	28846	78
1/2011	MI 7	WI 7	TR	114007	511136	277072	521172	28846	305
1/2011	MI 7	WI 7	TR	114013	511136	277072	521172	28846	68
1/2011	MI 7	WI 7	TR	114015	511136	277072	521172	28846	114
1/2011	MI 7	WI 7	TR	114015	511136	277072	521266	28702	6
1/2011	MI 7	WI 7	TR	114130	505038	153808	521172	28846	451
1/2011	MI 7	WI 7	TR	114130	505038	153808	521174	28778	46
1/2011	MI 7	WI 7	TR	114130	505038	153808	521178	28883	32
1/2011	MI 7	WI 7	TR	114130	505038	153808	521186	42139	16
1/2011	MI 7	WI 7	TR	114130	505038	153808	521188	28862	10
1/2011	MI 7	WI 7	TR	114130	505038	153808	521196	28771	18
1/2011	MI 7	WI 7	TR	114130	505038	153808	521240	28759	23
1/2011	MI 7	WI 7	TR	114130	505038	153808	521246	28844	183
1/2011	MI 7	WI 7	TR	114130	505038	153808	521266	28702	173
1/2011	MI 7	WI 7	TR	114130	505038	153808	521298	28736	7
1/2011	MI 7	WI 7	TR	114130	505038	153808	521314	28661	95
1/2011	MI 7	WI 7	TR	114130	505038	153808	521322	28868	4
1/2011	MI 7	WI 7	TR	114130	505038	153808	521350	28660	8
1/2011	MI 7	WI 7	TR	114130	505038	153808	521676	100052	32
1/2011	MI 7	WI 7	TR	114130	505038	153808	521784	28720	173

**ANR Pipeline Company  
Transportation Services  
Fuel By Route Analysis**

Reporting Year: *January - December 2011*  
Production Period: 01/2011

<u>Production Period</u>	<u>Receipt Segment</u>	<u>Delivery Segment</u>	<u>Service Class</u>	<u>Svc Req Contract</u>	<u>Receipt Location</u>	<u>Receipt Loc Prop</u>	<u>Delivery Location</u>	<u>Delivery Loc Prop</u>	<u>Fuel Quantity</u>
1/2011	MI 7	WI 7	TR	114130	510029	2610	521172	28846	69
1/2011	MI 7	WI 7	TR	114130	510029	2610	521174	28778	6
1/2011	MI 7	WI 7	TR	114130	510029	2610	521178	28883	7
1/2011	MI 7	WI 7	TR	114130	510029	2610	521246	28844	12
1/2011	MI 7	WI 7	TR	114130	510029	2610	521266	28702	18
1/2011	MI 7	WI 7	TR	114130	510029	2610	521314	28661	8
1/2011	MI 7	WI 7	TR	114130	510029	2610	521676	100052	7
1/2011	MI 7	WI 7	TR	114130	510029	2610	521784	28720	12
1/2011	MI 7	WI 7	TR	114130	511136	277072	521172	28846	402
1/2011	MI 7	WI 7	TR	114130	511136	277072	521174	28778	47
1/2011	MI 7	WI 7	TR	114130	511136	277072	521178	28883	24
1/2011	MI 7	WI 7	TR	114130	511136	277072	521186	42139	4
1/2011	MI 7	WI 7	TR	114130	511136	277072	521196	28771	4
1/2011	MI 7	WI 7	TR	114130	511136	277072	521240	28759	22
1/2011	MI 7	WI 7	TR	114130	511136	277072	521246	28844	167
1/2011	MI 7	WI 7	TR	114130	511136	277072	521266	28702	198
1/2011	MI 7	WI 7	TR	114130	511136	277072	521314	28661	131
1/2011	MI 7	WI 7	TR	114130	511136	277072	521676	100052	24
1/2011	MI 7	WI 7	TR	114130	511136	277072	521784	28720	176
1/2011	MI 7	WI 7	TR	114489	511136	277072	521288	28670	31
1/2011	MI 7	WI 7	TR	114490	505038	153808	523034	384136	31
1/2011	MI 7	WI 7	TR	114490	505038	153808	523035	387791	31
1/2011	MI 7	WI 7	TR	114490	505108	243097	510041	11661	1
1/2011	MI 7	WI 7	TR	114490	505108	243097	523035	387791	32
1/2011	MI 7	WI 7	TR	114492	505108	243097	510033	28873	6,622
1/2011	MI 7	WI 7	TR	114505	505108	243097	505026	139258	558
1/2011	MI 7	WI 7	TR	114507	511136	277072	521316	28831	31
1/2011	MI 7	WI 7	TR	114508	511136	277072	521324	28794	93
1/2011	MI 7	WI 7	TR	114509	511136	277072	521676	100052	29
1/2011	MI 7	WI 7	TR	114512	505108	243097	521262	36868	124
1/2011	MI 7	WI 7	TR	114512	511136	277072	521262	36868	153
1/2011	MI 7	WI 7	TR	114525	511136	277072	521200	28679	31
1/2011	MI 7	WI 7	TR	114584	511136	277072	521324	28794	57

**ANR Pipeline Company  
Transportation Services  
Fuel By Route Analysis**

Reporting Year: *January - December 2011*  
Production Period: **01/2011**

<u>Production Period</u>	<u>Receipt Segment</u>	<u>Delivery Segment</u>	<u>Service Class</u>	<u>Svc Req Contract</u>	<u>Receipt Location</u>	<u>Receipt Loc Prop</u>	<u>Delivery Location</u>	<u>Delivery Loc Prop</u>	<u>Fuel Quantity</u>
1/2011	M17	W17	TR	114584	511136	277072	521394	36936	129
1/2011	M17	W17	TR	114668	505038	153808	521258	265372	3
1/2011	M17	W17	TR	114668	505038	153808	521786	28798	13
1/2011	M17	W17	TR	114671	505038	153808	521172	28846	49
1/2011	M17	W17	TR	114671	505038	153808	521266	28702	778
1/2011	M17	W17	TR	114671	505038	153808	523035	387791	183
1/2011	M17	W17	TR	114671	505108	243097	521172	28846	37
1/2011	M17	W17	TR	114671	505108	243097	521266	28702	535
1/2011	M17	W17	TR	114671	510029	2610	521266	28702	1,274
1/2011	M17	W17	TR	114671	510029	2610	521314	28661	15
1/2011	M17	W17	TR	114671	510029	2610	521784	28720	20
1/2011	M17	W17	TR	114671	510029	2610	523035	387791	169
1/2011	M17	W17	TR	114677	505108	243097	521288	28670	764
1/2011	M17	W17	TR	114823	511136	277072	521266	28702	217
1/2011	M17	W17	TR	115067	505038	153808	505024	139256	31
1/2011	M17	W17	TR	115067	513022	338686	505024	139256	18
1/2011	M17	W17	TR	115138	511136	277072	521336	28738	26
1/2011	M17	W17	TR	115224	511136	277072	521012	40226	31
1/2011	M17	W17	TR	115225	511136	277072	521172	28846	93
1/2011	M17	W17	TR	115313	505038	153808	523034	384136	63
1/2011	M17	W17	TR	115314	505038	153808	523034	384136	264
1/2011	M17	W17	TR	115828	505108	243097	521314	28661	7
1/2011	M17	W17	TR	115930	511136	277072	521172	28846	93
1/2011	M17	W17	TR	115931	511136	277072	521298	28736	93
1/2011	M17	W17	TR	115957	505038	153808	505504	854822	432
1/2011	M17	W17	TR	115957	505038	153808	523032	384134	322
1/2011	M17	W17	TR	116029	511136	277072	521246	28844	217
1/2011	M17	W17	TR	116064	505038	153808	505025	139257	2,445
1/2011	M17	W17	TR	116106	510005	246067	521164	28842	155
1/2011	M17	W17	TR	116106	511136	277072	521164	28842	93
1/2011	M17	W17	TR	116107	505038	153808	521164	28842	161
1/2011	M17	W17	TR	116107	510005	246067	521164	28842	126
1/2011	M17	W17	TR	116108	505038	153808	521266	28702	53

**ANR Pipeline Company  
Transportation Services  
Fuel By Route Analysis**

Reporting Year: *January - December 2011*  
 Production Period: 01/2011

<u>Production Period</u>	<u>Receipt Segment</u>	<u>Delivery Segment</u>	<u>Service Class</u>	<u>Svc Req Contract</u>	<u>Receipt Location</u>	<u>Receipt Loc Prop</u>	<u>Delivery Location</u>	<u>Delivery Loc Prop</u>	<u>Fuel Quantity</u>
1/2011	M17	W17	TR	116565	511136	277072	521202	28682	12
1/2011	M17	W17	TR	116565	511136	277072	521204	28672	27
1/2011	M17	W17	TR	116565	511136	277072	521280	28684	39
1/2011	M17	W17	TR	116567	505038	153808	521336	28738	332
1/2011	M17	W17	TR	116567	505123	261474	521336	28738	155
1/2011	M17	W17	TR	116568	511136	277072	521340	28732	186
1/2011	M17	W17	TR	116568	511136	277072	521392	28730	93
1/2011	M17	W17	TR	116569	505038	153808	521164	28842	30
1/2011	M17	W17	TR	116569	505038	153808	521330	28761	52
1/2011	M17	W17	TR	116569	510005	246067	521330	28761	6
1/2011	M17	W17	TR	116569	511136	277072	521330	28761	36
1/2011	M17	W17	TR	116569	513022	338686	521330	28761	15
1/2011	M17	W17	TR	116570	510005	246067	521250	28841	462
1/2011	M17	W17	TR	116573	510005	246067	521676	100052	372
1/2011	M17	W17	TR	116576	510005	246067	521164	28842	3
1/2011	M17	W17	TR	116576	510005	246067	521246	28844	505
1/2011	M17	W17	TR	116580	510005	246067	521164	28842	2
1/2011	M17	W17	TR	116580	510005	246067	521262	36868	1
1/2011	M17	W17	TR	116580	510005	246067	521316	28831	127
1/2011	M17	W17	TR	116580	511136	277072	521164	28842	79
1/2011	M17	W17	TR	116580	511136	277072	521316	28831	309
1/2011	M17	W17	TR	116588	511136	277072	521814	36934	86
1/2011	M17	W17	TR	116815	511136	277072	521178	28883	713
1/2011	M17	W17	TR	116819	505038	153808	521324	28794	9
1/2011	M17	W17	TR	116976	511136	277072	521316	28831	93
1/2011	M17	W17	TR	117060	511136	277072	521174	28778	93
1/2011	M17	W17	TR	117377	505038	153808	521172	28846	61
1/2011	M17	W17	TR	117377	505038	153808	521262	36868	9
1/2011	M17	W17	TR	117377	511136	277072	521172	28846	484
1/2011	M17	W17	TR	117377	511136	277072	521262	36868	181
1/2011	M17	W17	TR	117597	505038	153808	521250	28841	104
1/2011	M17	W17	TR	117597	505108	243097	521172	28846	1
1/2011	M17	W17	TR	117597	505108	243097	521250	28841	60

**ANR Pipeline Company  
Transportation Services  
Fuel By Route Analysis**

Reporting Year: *January - December 2011*  
Production Period: **01/2011**

<u>Production Period</u>	<u>Receipt Segment</u>	<u>Delivery Segment</u>	<u>Service Class</u>	<u>Sve Req Contract</u>	<u>Receipt Location</u>	<u>Receipt Loc Prop</u>	<u>Delivery Location</u>	<u>Delivery Loc Prop</u>	<u>Fuel Quantity</u>
1/2011	M17	W17	TR	117597	511136	277072	521172	28846	142
1/2011	M17	W17	TR	117597	511136	277072	521250	28841	630
1/2011	M17	W17	TR	117598	511136	277072	521172	28846	1,116
1/2011	M17	W17	TR	117599	511136	277072	521172	28846	7
1/2011	M17	W17	IR	117599	511136	277072	521246	28844	303
1/2011	M17	W17	TR	117602	505108	243097	505026	139258	65
1/2011	M17	W17	TR	117602	505108	243097	521012	40226	13
1/2011	M17	W17	TR	117602	505108	243097	521172	28846	101
1/2011	M17	W17	TR	117602	505108	243097	521266	28702	20
1/2011	M17	W17	TR	117602	505108	243097	521314	28661	8
1/2011	M17	W17	TR	117602	505108	243097	523035	387791	250
1/2011	M17	W17	TR	117609	505038	153808	523034	384136	61
1/2011	M17	W17	TR	117610	505038	153808	523034	384136	31
1/2011	M17	W17	TR	117622	505038	153808	521164	28842	106
1/2011	M17	W17	TR	117622	505038	153808	521178	28883	21
1/2011	M17	W17	TR	117622	505038	153808	521246	28844	9
1/2011	M17	W17	TR	117622	505038	153808	521370	28788	106
1/2011	M17	W17	TR	117622	510005	246067	521370	28788	68
1/2011	M17	W17	TR	117622	511136	277072	521246	28844	1,313
1/2011	M17	W17	TR	117622	511136	277072	521250	28841	625
1/2011	M17	W17	TR	117622	511136	277072	521370	28788	853
1/2011	M17	W17	TR	117622	511136	277072	521786	28798	31
1/2011	M17	W17	TR	117623	505038	153808	521250	28841	73
1/2011	M17	W17	TR	117623	505108	243097	511130	40471	1
1/2011	M17	W17	TR	117623	511136	277072	511130	40471	67
1/2011	M17	W17	TR	117623	511136	277072	521172	28846	7
1/2011	M17	W17	TR	117623	511136	277072	521180	28875	87
1/2011	M17	W17	TR	117623	511136	277072	521182	28854	9
1/2011	M17	W17	TR	117623	511136	277072	521240	28759	133
1/2011	M17	W17	TR	117623	511136	277072	521250	28841	4
1/2011	M17	W17	TR	117623	511136	277072	521266	28702	112
1/2011	M17	W17	TR	117623	511136	277072	521298	28736	229
1/2011	M17	W17	TR	117623	511136	277072	521336	28738	34

**ANR Pipeline Company  
Transportation Services  
Fuel By Route Analysis**

Reporting Year: *January - December 2011*  
Production Period: **01/2011**

<u>Production Period</u>	<u>Receipt Segment</u>	<u>Delivery Segment</u>	<u>Service Class</u>	<u>Svc Req Contract</u>	<u>Receipt Location</u>	<u>Receipt Loc Prop</u>	<u>Delivery Location</u>	<u>Delivery Loc Prop</u>	<u>Fuel Quantity</u>
1/2011	M17	W17	TR	117623	511136	277072	521392	28730	113
1/2011	M17	W17	TR	117624	505038	153808	521172	28846	6
1/2011	M17	W17	TR	117624	505038	153808	521250	28841	132
1/2011	M17	W17	TR	117624	511136	277072	521172	28846	68
1/2011	M17	W17	TR	117624	511136	277072	521250	28841	14
1/2011	M17	W17	TR	117624	511136	277072	523047	444972	408
1/2011	M17	W17	TR	117627	505038	153808	521178	28883	20
1/2011	M17	W17	TR	117627	505038	153808	521310	28743	12
1/2011	M17	W17	TR	117627	511136	277072	521310	28743	8
1/2011	M17	W17	TR	117629	505038	153808	521370	28788	9
1/2011	M17	W17	TR	117631	505038	153808	521374	28662	53
1/2011	M17	W17	TR	117631	511136	277072	521374	28662	28
1/2011	M17	W17	TR	117632	505038	153808	521324	28794	87
1/2011	M17	W17	TR	117632	510005	246067	521324	28794	29
1/2011	M17	W17	TR	117632	511136	277072	521324	28794	94
1/2011	M17	W17	TR	117634	505038	153808	521314	28661	2
1/2011	M17	W17	TR	117635	510005	246067	521164	28842	24
1/2011	M17	W17	TR	117635	510005	246067	521370	28788	49
1/2011	M17	W17	TR	117635	510005	246067	521372	11703	488
1/2011	M17	W17	TR	117643	505038	153808	521266	28702	277
1/2011	M17	W17	TR	117645	505038	153808	521174	28778	93
1/2011	M17	W17	TR	117646	505038	153808	521012	40226	3
1/2011	M17	W17	TR	117646	505038	153808	521322	28868	199
1/2011	M17	W17	TR	117647	505038	153808	521262	36868	31
1/2011	M17	W17	TR	117648	505038	153808	521250	28841	214
1/2011	M17	W17	TR	117650	505038	153808	521310	28743	239
1/2011	M17	W17	TR	117651	505038	153808	521246	28844	62
1/2011	M17	W17	TR	117652	505038	153808	521676	100052	308
1/2011	M17	W17	TR	117653	505038	153808	521262	36868	465
1/2011	M17	W17	TR	117654	505038	153808	521316	28831	373
1/2011	M17	W17	TR	117655	505038	153808	521356	28774	156
1/2011	M17	W17	TR	117656	505038	153808	521180	28875	396
1/2011	M17	W17	TR	117656	505038	153808	521322	28868	76

**ANR Pipeline Company  
Transportation Services  
Fuel By Route Analysis**

Reporting Year: January - December 2011  
Production Period: 01/2011

<u>Production Period</u>	<u>Receipt Segment</u>	<u>Delivery Segment</u>	<u>Service Class</u>	<u>Sve Req Contract</u>	<u>Receipt Location</u>	<u>Receipt Loc Prop</u>	<u>Delivery Location</u>	<u>Delivery Loc Prop</u>	<u>Fuel Quantity</u>
1/2011	M17	W17	TR	117657	505038	153808	521176	28859	40
1/2011	M17	W17	TR	117657	505038	153808	521322	28868	154
1/2011	M17	W17	TR	117659	505038	153808	523034	384136	61
1/2011	M17	W17	TR	117661	511136	277072	521266	28702	31
1/2011	M17	W17	TR	117696	510005	246067	521314	28661	422
1/2011	M17	W17	TR	117696	511136	277072	521314	28661	187
1/2011	M17	W17	TR	117702	505038	153808	521164	28842	8
1/2011	M17	W17	TR	117702	505038	153808	521266	28702	3
1/2011	M17	W17	TR	117702	505038	153808	521322	28868	39
1/2011	M17	W17	TR	117711	505038	153808	521322	28868	18
1/2011	M17	W17	TR	117711	511136	277072	521322	28868	504
1/2011	M17	W17	TR	117749	511136	277072	521164	28842	1
1/2011	M17	W17	TR	117749	511136	277072	521168	28834	21
1/2011	M17	W17	TR	117749	511136	277072	521174	28778	50
1/2011	M17	W17	TR	117749	511136	277072	521210	28828	26
1/2011	M17	W17	TR	117749	511136	277072	521238	28836	122
1/2011	M17	W17	TR	117749	511136	277072	521266	28702	835
1/2011	M17	W17	TR	117749	511136	277072	521322	28868	297
1/2011	M17	W17	TR	117749	511136	277072	521676	100052	1,235
1/2011	M17	W17	TR	117749	511136	277072	523034	384136	538
1/2011	M17	W17	TR	117755	505038	153808	521316	28831	20
1/2011	M17	W17	TR	117778	505038	153808	521164	28842	513
1/2011	M17	W17	TR	117778	505038	153808	521246	28844	172
1/2011	M17	W17	TR	117778	505038	153808	521262	36868	527
1/2011	M17	W17	TR	117778	505038	153808	521266	28702	74
1/2011	M17	W17	TR	117778	505038	153808	521316	28831	326
1/2011	M17	W17	TR	117902	505038	153808	523032	384134	9
1/2011	M17	W17	TR	117902	505108	243097	523032	384134	119
1/2011	M17	W17	TR	117919	510005	246067	511130	40471	84
1/2011	M17	W17	TR	117919	510005	246067	521012	40226	52
1/2011	M17	W17	TR	117919	510005	246067	521168	28834	4
1/2011	M17	W17	TR	117919	510005	246067	521172	28846	39
1/2011	M17	W17	TR	117919	510005	246067	521176	28859	18



**ANR Pipeline Company  
Transportation Services  
Fuel By Route Analysis**

Reporting Year: January - December 2011  
Production Period: 01/2011

<u>Production Period</u>	<u>Receipt Segment</u>	<u>Delivery Segment</u>	<u>Service Class</u>	<u>Svc Req Contract</u>	<u>Receipt Location</u>	<u>Receipt Loc Prop</u>	<u>Delivery Location</u>	<u>Delivery Loc Prop</u>	<u>Fuel Quantity</u>
1/2011	M17	W17	TR	117919	510005	246067	521180	28875	39
1/2011	M17	W17	TR	117919	510005	246067	521182	28854	141
1/2011	M17	W17	TR	117919	510005	246067	521190	28825	25
1/2011	M17	W17	TR	117919	510005	246067	521200	28679	25
1/2011	M17	W17	TR	117919	510005	246067	521208	28780	25
1/2011	M17	W17	TR	117919	510005	246067	521212	28882	25
1/2011	M17	W17	TR	117919	510005	246067	521214	40197	72
1/2011	M17	W17	TR	117919	510005	246067	521218	28865	98
1/2011	M17	W17	TR	117919	510005	246067	521220	28766	116
1/2011	M17	W17	TR	117919	510005	246067	521240	28759	56
1/2011	M17	W17	TR	117919	510005	246067	521246	28844	131
1/2011	M17	W17	TR	117919	510005	246067	521314	28661	49
1/2011	M17	W17	TR	117919	510005	246067	521328	28763	133
1/2011	M17	W17	TR	117919	510005	246067	521330	28761	56
1/2011	M17	W17	TR	117919	510005	246067	521344	28734	22
1/2011	M17	W17	TR	117919	510005	246067	521350	28660	53
1/2011	M17	W17	TR	117919	510005	246067	521356	28774	25
1/2011	M17	W17	TR	117919	510005	246067	521786	28798	13
1/2011	M17	W17	TR	117919	510005	246067	521812	40304	31
1/2011	M17	W17	TR	117919	510005	246067	521814	36934	87
1/2011	M17	W17	TR	117919	510005	246067	523047	444972	309
1/2011	M17	W17	TR	117919	511136	277072	511130	40471	22
1/2011	M17	W17	TR	117919	511136	277072	521012	40226	12
1/2011	M17	W17	TR	117919	511136	277072	521168	28834	2
1/2011	M17	W17	TR	117919	511136	277072	521172	28846	12
1/2011	M17	W17	TR	117919	511136	277072	521176	28859	3
1/2011	M17	W17	TR	117919	511136	277072	521180	28875	8
1/2011	M17	W17	TR	117919	511136	277072	521182	28854	36
1/2011	M17	W17	TR	117919	511136	277072	521190	28825	6
1/2011	M17	W17	TR	117919	511136	277072	521200	28679	6
1/2011	M17	W17	TR	117919	511136	277072	521208	28780	6
1/2011	M17	W17	TR	117919	511136	277072	521212	28882	6
1/2011	M17	W17	TR	117919	511136	277072	521214	40197	18



**ANR Pipeline Company  
Transportation Services  
Fuel By Route Analysis**

Reporting Year: *January - December 2011*  
Production Period: **01/2011**

<u>Production Period</u>	<u>Receipt Segment</u>	<u>Delivery Segment</u>	<u>Service Class</u>	<u>Svc Req Contract</u>	<u>Receipt Location</u>	<u>Receipt Loc Prop</u>	<u>Delivery Location</u>	<u>Delivery Loc Prop</u>	<u>Fuel Quantity</u>
1/2011	ML 0	ML 0	TR	118076	513000	307110	505058	216158	96
1/2011	ML 0	ML 0	TR	118077	513000	307110	505058	216158	38
	<b>Segment</b>								<b>2,831</b>
1/2011	MW 5	MW 6	TR	114767	513067	696539	521608	171759	434
	<b>Segment</b>								<b>434</b>
1/2011	MW 6	MI 7	TR	50	521420	4602	505038	153808	59
1/2011	MW 6	MI 7	TR	750	505014	139246	505038	153808	2
1/2011	MW 6	MI 7	TR	1800	505013	139241	505038	153808	151
1/2011	MW 6	MI 7	TR	108985	505005	139233	505038	153808	10
1/2011	MW 6	MI 7	TR	116422	521482	4741	505038	153808	95
	<b>Segment</b>								<b>317</b>
1/2011	SE 1	ME 2	TR	112842	511164	186900	521044	261572	2,162
	<b>Segment</b>								<b>2,162</b>
1/2011	SE 1	ME 3	TR	117970	511164	186900	521626	40184	19
1/2011	SE 1	ME 3	TR	118015	511164	186900	521626	40184	196
	<b>Segment</b>								<b>215</b>
1/2011	SE 1	MI 7	TR	117930	511164	186900	521932	138744	72
1/2011	SE 1	MI 7	TR	117952	511164	186900	521932	138744	215
1/2011	SE 1	MI 7	TR	117976	511164	186900	521932	138744	66
1/2011	SE 1	MI 7	TR	118017	511164	186900	521932	138744	56
	<b>Segment</b>								<b>409</b>
1/2011	SE 1	SE 2	TR	106391	511164	186900	521632	42593	186
1/2011	SE 1	SE 2	TR	106391	513078	766184	521632	42593	243
1/2011	SE 1	SE 2	TR	113017	512438	40674	505240	217760	62
	<b>Segment</b>								<b>491</b>
1/2011	SE 2	ME 2	TR	104491	505002	103565	521982	283195	1,026
1/2011	SE 2	ME 2	TR	106309	505002	103565	521594	20666	2,019
1/2011	SE 2	ME 2	TR	107782	505002	103565	523066	781395	1,044
1/2011	SE 2	ME 2	TR	109770	505002	103565	523043	416969	18,387
1/2011	SE 2	ME 2	TR	109770	505264	68285	523043	416969	122

**ANR Pipeline Company  
Transportation Services  
Fuel By Route Analysis**

VASCR351

Reporting Year: *January - December 2011*  
Production Period: *01/2011*

<u>Production Period</u>	<u>Receipt Segment</u>	<u>Delivery Segment</u>	<u>Service Class</u>	<u>Svc Req Contract</u>	<u>Receipt Location</u>	<u>Receipt Loc Prop</u>	<u>Delivery Location</u>	<u>Delivery Loc Prop</u>	<u>Fuel Quantity</u>
1/2011	SE 2	ME 2	TR	109772	505002	103565	523043	416969	7,894
1/2011	SE 2	ME 2	TR	109772	505264	68285	523043	416969	105
1/2011	SE 2	ME 2	TR	117748	505002	103565	521536	20046	403
1/2011	SE 2	ME 2	TR	117748	505002	103565	523066	781395	199
1/2011	SE 2	ME 2	TS	102722	505002	103565	505126	267228	2,003
1/2011	SE 2	ME 2	TS	109197	505002	103565	505060	221444	1,199
	<b>Segment</b>								<b>34,401</b>
1/2011	SE 2	ME 3	TR	107275	505002	103565	505490	755893	358
1/2011	SE 2	ME 3	TR	107275	505002	103565	523006	314730	164
1/2011	SE 2	ME 3	TR	108031	505002	103565	521688	153708	3,485
1/2011	SE 2	ME 3	TR	109528	505002	103565	520024	21906	23,491
1/2011	SE 2	ME 3	TR	109950	505002	103565	521638	153767	642
1/2011	SE 2	ME 3	TR	109952	505002	103565	521638	153767	1,022
1/2011	SE 2	ME 3	TR	110703	505002	103565	521620	16118	25,628
1/2011	SE 2	ME 3	TR	111963	505002	103565	521626	40184	7,607
1/2011	SE 2	ME 3	TR	113401	505002	103565	521638	153767	433
1/2011	SE 2	ME 3	TR	113528	505002	103565	520024	21906	369
1/2011	SE 2	ME 3	TR	113546	505002	103565	521528	4351	4,319
1/2011	SE 2	ME 3	TR	113650	505002	103565	521626	40184	10,434
1/2011	SE 2	ME 3	TR	114490	505002	103565	521620	16118	1,081
1/2011	SE 2	ME 3	TR	114528	505002	103565	505012	139240	12,989
1/2011	SE 2	ME 3	TR	114528	505002	103565	521032	138747	8,287
1/2011	SE 2	ME 3	TR	114528	505002	103565	521092	4475	193
1/2011	SE 2	ME 3	TR	114586	505002	103565	520026	38843	17,145
1/2011	SE 2	ME 3	TR	114588	505002	103565	505238	174721	8,415
1/2011	SE 2	ME 3	TR	115565	505002	103565	505012	139240	10,485
1/2011	SE 2	ME 3	TR	115565	505002	103565	520027	295956	4,257
1/2011	SE 2	ME 3	TR	115565	505002	103565	521010	40186	62
1/2011	SE 2	ME 3	TR	115565	505002	103565	521032	138747	3,455
1/2011	SE 2	ME 3	TR	115565	505002	103565	521092	4475	7,048
1/2011	SE 2	ME 3	TR	115565	505002	103565	521530	4274	248
1/2011	SE 2	ME 3	TR	115565	505002	103565	521986	277052	162
1/2011	SE 2	ME 3	TR	115602	505002	103565	520015	108796	71

**ANR Pipeline Company  
Transportation Services  
Fuel By Route Analysis**

Reporting Year: January - December 2011  
Production Period: 01/2011

<u>Production Period</u>	<u>Receipt Segment</u>	<u>Delivery Segment</u>	<u>Service Class</u>	<u>Svc Req Contract</u>	<u>Receipt Location</u>	<u>Receipt Loc Prop</u>	<u>Delivery Location</u>	<u>Delivery Loc Prop</u>	<u>Fuel Quantity</u>
1/2011	SE 2	ME 3	TR	115602	505002	103565	521010	40186	211
1/2011	SE 2	ME 3	TR	116277	505002	103565	520027	295956	1,863
1/2011	SE 2	ME 3	TR	116577	505002	103565	521638	153767	327
1/2011	SE 2	ME 3	TR	116713	505002	103565	521010	40186	350
1/2011	SE 2	ME 3	TR	116713	505002	103565	521528	4351	60
1/2011	SE 2	ME 3	TR	116713	505002	103565	521530	4274	6
1/2011	SE 2	ME 3	TR	116717	505002	103565	505392	356048	930
1/2011	SE 2	ME 3	TR	116719	505002	103565	505392	356048	2,036
1/2011	SE 2	ME 3	TR	116720	505002	103565	520018	22986	212
1/2011	SE 2	ME 3	TR	116720	505002	103565	520027	295956	1,375
1/2011	SE 2	ME 3	TR	116723	505002	103565	521620	16118	1,767
1/2011	SE 2	ME 3	TR	116735	505002	103565	505392	356048	166
1/2011	SE 2	ME 3	TR	116735	505002	103565	521620	16118	40
1/2011	SE 2	ME 3	TR	116816	505002	103565	521986	277052	348
1/2011	SE 2	ME 3	TR	117723	505002	103565	520027	295956	136
1/2011	SE 2	ME 3	TR	117748	505002	103565	521092	4475	39
1/2011	SE 2	ME 3	TR	117751	505002	103565	520015	108796	403
1/2011	SE 2	ME 3	TR	117751	505002	103565	520027	295956	537
1/2011	SE 2	ME 3	TR	117911	505002	103565	520027	295956	481
1/2011	SE 2	ME 3	TR	117911	505002	103565	521010	40186	408
1/2011	SE 2	ME 3	TR	117911	505002	103565	521534	138745	60
1/2011	SE 2	ME 3	TR	117911	505002	103565	521620	16118	10
1/2011	SE 2	ME 3	TR	117913	505002	103565	520018	22986	1,827
1/2011	SE 2	ME 3	TR	117913	505002	103565	520027	295956	341
1/2011	SE 2	ME 3	TR	117966	505002	103565	521626	40184	186
1/2011	SE 2	ME 3	TR	117968	505002	103565	521626	40184	310
1/2011	SE 2	ME 3	TR	117972	505002	103565	521626	40184	186
1/2011	SE 2	ME 3	TR	118003	505002	103565	521626	40184	92
1/2011	SE 2	ME 3	TR	118025	505002	103565	521626	40184	310
1/2011	SE 2	ME 3	TR	118038	505002	103565	521626	40184	775
1/2011	SE 2	ME 3	TR	118045	505002	103565	521620	16118	121
1/2011	SE 2	ME 3	TR	118045	505002	103565	521626	40184	97
1/2011	SE 2	ME 3	TR	118046	505002	103565	521620	16118	317

**ANR Pipeline Company  
Transportation Services  
Fuel By Route Analysis**

Reporting Year: January - December 2011  
Production Period: 01/2011

<u>Production Period</u>	<u>Receipt Segment</u>	<u>Delivery Segment</u>	<u>Service Class</u>	<u>Svc Req Contract</u>	<u>Receipt Location</u>	<u>Receipt Loc Prop</u>	<u>Delivery Location</u>	<u>Delivery Loc Prop</u>	<u>Fuel Quantity</u>
1/2011	SE 2	ME 3	TR	118046	505002	103565	521626	40184	129
1/2011	SE 2	ME 3	TR	118048	505002	103565	521620	16118	83
1/2011	SE 2	ME 3	TR	118048	505002	103565	521626	40184	318
1/2011	SE 2	ME 3	TR	118050	505002	103565	521620	16118	86
1/2011	SE 2	ME 3	TR	118050	505002	103565	521626	40184	160
1/2011	SE 2	ME 3	TR	118052	505002	103565	521620	16118	72
1/2011	SE 2	ME 3	TR	118052	505002	103565	521626	40184	103
1/2011	SE 2	ME 3	TR	118057	505002	103565	521626	40184	310
1/2011	SE 2	ME 3	TR	118061	505002	103565	521010	40186	40
1/2011	SE 2	ME 3	TR	118061	505002	103565	521620	16118	1,076
1/2011	SE 2	ME 3	TR	118064	505002	103565	521534	138745	1,519
1/2011	SE 2	ME 3	TS	109138	505002	103565	505011	139239	1,087
1/2011	SE 2	ME 3	TS	109157	505002	103565	521568	4280	124
1/2011	SE 2	ME 3	TS	109190	505002	103565	505009	139237	930
	<b>Segment</b>								<b>174,214</b>
1/2011	SE 2	M17	TR	106308	505002	103565	505038	153808	55
1/2011	SE 2	M17	TR	108412	505002	103565	523008	312117	9,857
1/2011	SE 2	M17	TR	109596	505002	103565	505019	139251	403
1/2011	SE 2	M17	TR	110024	505002	103565	505018	139250	4,539
1/2011	SE 2	M17	TR	110024	505002	103565	521118	11578	801
1/2011	SE 2	M17	TR	111308	505002	103565	505006	139234	837
1/2011	SE 2	M17	TR	112506	505002	103565	521622	110850	835
1/2011	SE 2	M17	TR	112583	505002	103565	521008	11616	453
1/2011	SE 2	M17	TR	112583	505002	103565	521074	40470	310
1/2011	SE 2	M17	TR	112583	505002	103565	521116	42078	1
1/2011	SE 2	M17	TR	112583	505002	103565	521118	11578	171
1/2011	SE 2	M17	TR	112583	505002	103565	521122	11751	6
1/2011	SE 2	M17	TR	112583	505002	103565	521124	11562	42
1/2011	SE 2	M17	TR	112583	505002	103565	521132	11563	6
1/2011	SE 2	M17	TR	112583	505002	103565	521138	11680	8
1/2011	SE 2	M17	TR	112583	505002	103565	521142	40477	321
1/2011	SE 2	M17	TR	112583	505002	103565	521144	11580	31
1/2011	SE 2	M17	TR	112583	505002	103565	521146	11785	32

**ANR Pipeline Company  
Transportation Services  
Fuel By Route Analysis**

VASCR351

Reporting Year: January - December 2011  
Production Period: 01/2011

<u>Production Period</u>	<u>Receipt Segment</u>	<u>Delivery Segment</u>	<u>Service Class</u>	<u>Svc Req Contract</u>	<u>Receipt Location</u>	<u>Receipt Loc Prop</u>	<u>Delivery Location</u>	<u>Delivery Loc Prop</u>	<u>Fuel Quantity</u>
1/2011	SE 2	MI 7	TR	112583	505002	103565	521154	11574	56
1/2011	SE 2	MI 7	TR	112583	505002	103565	521158	11581	138
1/2011	SE 2	MI 7	TR	112583	505002	103565	521162	11748	3
1/2011	SE 2	MI 7	TR	112583	505002	103565	521636	22992	19
1/2011	SE 2	MI 7	TR	112583	505002	103565	521670	40468	266
1/2011	SE 2	MI 7	TR	112909	505002	103565	521622	110850	12,542
1/2011	SE 2	MI 7	TR	113042	505002	103565	521080	138675	1,938
1/2011	SE 2	MI 7	TR	113357	505002	103565	505541	1181282	100
1/2011	SE 2	MI 7	TR	113357	505002	103565	521098	108641	-100
1/2011	SE 2	MI 7	TR	113399	505002	103565	521622	110850	150
1/2011	SE 2	MI 7	TR	113408	505002	103565	505541	1181282	1,569
1/2011	SE 2	MI 7	TR	113408	505002	103565	521098	108641	-1,569
1/2011	SE 2	MI 7	TR	113481	505002	103565	521932	138744	2,261
1/2011	SE 2	MI 7	TR	113483	505002	103565	505006	139234	991
1/2011	SE 2	MI 7	TR	113528	505002	103565	521588	40481	1
1/2011	SE 2	MI 7	TR	113650	505002	103565	521116	42078	3,738
1/2011	SE 2	MI 7	TR	114166	505002	103565	521030	282436	855
1/2011	SE 2	MI 7	TR	114490	505002	103565	521098	108641	1,525
1/2011	SE 2	MI 7	TR	114744	505002	103565	505541	1181282	51,866
1/2011	SE 2	MI 7	TR	114744	505002	103565	521098	108641	-50,171
1/2011	SE 2	MI 7	TR	115270	505002	103565	521080	138675	6
1/2011	SE 2	MI 7	TR	115272	505002	103565	521080	138675	6,133
1/2011	SE 2	MI 7	TR	115621	505002	103565	521008	11616	1,551
1/2011	SE 2	MI 7	TR	115621	505002	103565	521116	42078	53
1/2011	SE 2	MI 7	TR	115824	505002	103565	505019	139251	5,567
1/2011	SE 2	MI 7	TR	115824	505002	103565	521008	11616	1,198
1/2011	SE 2	MI 7	TR	115824	505002	103565	521116	42078	3,059
1/2011	SE 2	MI 7	TR	115824	505002	103565	521636	22992	1,277
1/2011	SF 2	MI 7	TR	115940	505002	103565	521110	11803	5,177
1/2011	SE 2	MI 7	TR	115942	505002	103565	521106	11747	12,824
1/2011	SE 2	MI 7	TR	115942	505002	103565	521118	11578	375
1/2011	SE 2	MI 7	TR	115942	505002	103565	521122	11751	1,175
1/2011	SF 2	MI 7	TR	115942	505002	103565	521124	11562	900

**ANR Pipeline Company  
Transportation Services  
Fuel By Route Analysis**

Reporting Year: January - December 2011  
Production Period: 01/2011

<u>Production Period</u>	<u>Receipt Segment</u>	<u>Delivery Segment</u>	<u>Service Class</u>	<u>Svc Req Contract</u>	<u>Receipt Location</u>	<u>Receipt Loc Prop</u>	<u>Delivery Location</u>	<u>Delivery Loc Prop</u>	<u>Fuel Quantity</u>
1/2011	SE 2	MI 7	TR	115942	505002	103565	521138	11680	1,400
1/2011	SE 2	MI 7	TR	115942	505002	103565	521670	40468	2,200
1/2011	SE 2	MI 7	TR	115942	505002	103565	521704	40832	1,169
1/2011	SE 2	MI 7	TR	115942	505002	103565	523052	467243	225
1/2011	SE 2	MI 7	TR	116277	505002	103565	521932	138744	4,296
1/2011	SE 2	MI 7	TR	116713	505002	103565	505038	153808	6
1/2011	SE 2	MI 7	TR	116713	505002	103565	521636	22992	16
1/2011	SE 2	MI 7	TR	116717	505002	103565	505020	139252	1,116
1/2011	SE 2	MI 7	TR	116720	505002	103565	505020	139252	30
1/2011	SE 2	MI 7	TR	116721	505002	103565	505020	139252	589
1/2011	SE 2	MI 7	TR	116723	505002	103565	521098	108641	124
1/2011	SE 2	MI 7	TR	116729	505002	103565	505020	139252	341
1/2011	SE 2	MI 7	TR	116731	505002	103565	505020	139252	488
1/2011	SE 2	MI 7	TR	116731	505002	103565	521098	108641	8
1/2011	SE 2	MI 7	TR	116995	505002	103565	521116	42078	1,002
1/2011	SE 2	MI 7	TR	117149	505002	103565	505541	1181282	167
1/2011	SE 2	MI 7	TR	117149	505002	103565	521098	108641	-167
1/2011	SE 2	MI 7	TR	117151	505002	103565	505541	1181282	334
1/2011	SE 2	MI 7	TR	117151	505002	103565	521098	108641	-334
1/2011	SE 2	MI 7	TR	117614	505002	103565	510005	246067	278
1/2011	SE 2	MI 7	TR	117614	505002	103565	521116	42078	572
1/2011	SE 2	MI 7	TR	117614	505002	103565	521636	22992	179
1/2011	SE 2	MI 7	TR	117659	505002	103565	505108	243097	483
1/2011	SE 2	MI 7	TR	117659	505002	103565	521116	42078	3,955
1/2011	SE 2	MI 7	TR	117659	505002	103565	521636	22992	167
1/2011	SE 2	MI 7	TR	117727	505002	103565	521588	40481	853
1/2011	SE 2	MI 7	TR	117740	505002	103565	521098	108641	1,829
1/2011	SE 2	MI 7	TR	117751	505002	103565	501136	104776	28
1/2011	SE 2	MI 7	TR	117759	505002	103565	521008	11616	15,518
1/2011	SE 2	MI 7	TR	117813	505002	103565	521098	108641	1,300
1/2011	SE 2	MI 7	TR	117813	505002	103565	521116	42078	50
1/2011	SE 2	MI 7	TR	117920	505002	103565	521008	11616	167
1/2011	SE 2	MI 7	TR	117920	505002	103565	521116	42078	5,009



**ANR Pipeline Company  
Transportation Services  
Fuel By Route Analysis**

Reporting Year: January - December 2011  
Production Period: 01/2011

<u>Production Period</u>	<u>Receipt Segment</u>	<u>Delivery Segment</u>	<u>Service Class</u>	<u>Svc Req Contract</u>	<u>Receipt Location</u>	<u>Receipt Loc Prop</u>	<u>Delivery Location</u>	<u>Delivery Loc Prop</u>	<u>Fuel Quantity</u>
1/2011	SE 2	M17	TR	117922	505002	103565	521116	42078	10,354
1/2011	SE 2	M17	TR	117924	505002	103565	521116	42078	5,177
1/2011	SE 2	M17	TR	117926	505002	103565	521116	42078	10,354
1/2011	SE 2	M17	TR	117936	505002	103565	521932	138744	282
1/2011	SE 2	M17	TR	117963	505002	103565	521932	138744	62
1/2011	SE 2	M17	TR	117974	505002	103565	521932	138744	62
1/2011	SE 2	M17	TR	117978	505002	103565	521116	42078	76
1/2011	SE 2	M17	TR	117980	505002	103565	521932	138744	264
1/2011	SE 2	M17	TR	117982	505002	103565	505038	153808	104
1/2011	SE 2	M17	TR	117982	505002	103565	521008	11616	3,781
1/2011	SE 2	M17	TR	117982	505002	103565	521116	42078	1,878
1/2011	SE 2	M17	TR	117982	505002	103565	521636	22992	498
1/2011	SE 2	M17	TR	117982	505002	103565	523008	312117	980
1/2011	SE 2	M17	TR	117985	505002	103565	505038	153808	610
1/2011	SE 2	M17	TR	117985	505002	103565	521008	11616	2,233
1/2011	SE 2	M17	TR	117985	505002	103565	521116	42078	1,698
1/2011	SE 2	M17	TR	117985	505002	103565	523008	312117	624
1/2011	SE 2	M17	TR	117987	505002	103565	521008	11616	203
1/2011	SE 2	M17	TR	117987	505002	103565	521116	42078	49
1/2011	SE 2	M17	TR	117987	505002	103565	523008	312117	18
1/2011	SE 2	M17	TR	118005	505002	103565	521932	138744	62
1/2011	SE 2	M17	TR	118007	505002	103565	521932	138744	62
1/2011	SE 2	M17	TR	118017	505002	103565	521932	138744	217
1/2011	SE 2	M17	TR	118019	505002	103565	521932	138744	279
1/2011	SE 2	M17	TR	118027	505002	103565	521932	138744	713
1/2011	SE 2	M17	TR	118033	505002	103565	521932	138744	713
1/2011	SE 2	M17	TR	118040	505002	103565	521932	138744	744
1/2011	SE 2	M17	TR	118042	505002	103565	521932	138744	744
1/2011	SE 2	M17	TR	118045	505002	103565	521116	42078	121
1/2011	SE 2	M17	TR	118045	505002	103565	521932	138744	13
1/2011	SE 2	M17	TR	118046	505002	103565	521116	42078	413
1/2011	SE 2	M17	TR	118048	505002	103565	521116	42078	178
1/2011	SE 2	M17	TR	118048	505002	103565	521932	138744	87

**ANR Pipeline Company  
Transportation Services  
Fuel By Route Analysis**

Reporting Year: January - December 2011  
Production Period: 01/2011

<u>Production Period</u>	<u>Receipt Segment</u>	<u>Delivery Segment</u>	<u>Service Class</u>	<u>Svc Req Contract</u>	<u>Receipt Location</u>	<u>Receipt Loc Prop</u>	<u>Delivery Location</u>	<u>Delivery Loc Prop</u>	<u>Fuel Quantity</u>
1/2011	SE 2	M17	TR	118050	505002	103565	521116	42078	137
1/2011	SE 2	M17	TR	118050	505002	103565	521932	138744	79
1/2011	SE 2	M17	TR	118052	505002	103565	521116	42078	150
1/2011	SE 2	M17	TR	118052	505002	103565	521932	138744	96
1/2011	SE 2	M17	TR	118061	505002	103565	505017	139249	227
1/2011	SE 2	M17	TR	118062	505002	103565	521116	42078	10,353
1/2011	SE 2	M17	TR	118067	505002	103565	505017	139249	7,350
1/2011	SE 2	M17	TR	118073	505002	103565	505108	243097	62
1/2011	SE 2	M17	TR	118073	505002	103565	521116	42078	4,998
1/2011	SE 2	M17	TR	118079	505002	103565	521098	108641	4,008
1/2011	SE 2	M17	TR	118092	505002	103565	521098	108641	363
<b>Segment</b>									
1/2011	SE 2	MW 6	TR	116494	505002	103565	505005	139233	134
<b>Segment</b>									
1/2011	SE 2	SE 1	OB	97628	505264	68285	505276	325427	-84
1/2011	SE 2	SE 1	TR	80287	505002	103565	505042	158587	83
1/2011	SE 2	SE 1	TR	80287	505002	103565	505358	345116	5
1/2011	SE 2	SE 1	TR	102610	505002	103565	505358	345116	4
1/2011	SE 2	SE 1	TR	107793	505002	103565	523064	766185	41
1/2011	SE 2	SE 1	TR	110563	505002	103565	522141	314210	2
1/2011	SE 2	SE 1	TR	110881	505264	68285	505358	345116	3
1/2011	SE 2	SE 1	TR	112040	505236	174635	505042	158587	12
1/2011	SE 2	SE 1	TR	112189	505002	103565	521036	186899	106
1/2011	SE 2	SE 1	TR	112191	505002	103565	521036	186899	454
1/2011	SE 2	SE 1	TR	112191	505002	103565	523064	766185	407
1/2011	SE 2	SE 1	TR	112583	505002	103565	521036	186899	9
1/2011	SE 2	SE 1	TR	112832	505002	103565	505358	345116	15
1/2011	SE 2	SE 1	TR	113012	505002	103565	505042	158587	5
1/2011	SE 2	SE 1	TR	114093	505002	103565	521036	186899	48
1/2011	SE 2	SE 1	TR	114386	505002	103565	521036	186899	397
1/2011	SE 2	SE 1	TR	114632	505002	103565	505276	325427	222
1/2011	SE 2	SE 1	TR	114632	505264	68285	505276	325427	24

**ANR Pipeline Company  
Transportation Services  
Fuel By Route Analysis**

Reporting Year: January - December 2011  
Production Period: 01/2011

<u>Production Period</u>	<u>Receipt Segment</u>	<u>Delivery Segment</u>	<u>Service Class</u>	<u>Svc Req Contract</u>	<u>Receipt Location</u>	<u>Receipt Loc Prop</u>	<u>Delivery Location</u>	<u>Delivery Loc Prop</u>	<u>Fuel Quantity</u>
1/2011	SE 2	SE 1	TR	114872	505002	103565	521036	186899	277
1/2011	SE 2	SE 1	TR	115455	505002	103565	523064	766185	30
1/2011	SE 2	SE 1	TR	115456	505002	103565	523064	766185	11
1/2011	SE 2	SE 1	TR	115602	505396	360185	505358	345116	50
1/2011	SE 2	SE 1	TR	115726	505002	103565	523064	766185	1,097
1/2011	SE 2	SE 1	TR	115727	505002	103565	523064	766185	453
1/2011	SE 2	SE 1	TR	116349	505002	103565	521036	186899	29
1/2011	SE 2	SE 1	TR	117223	505002	103565	521036	186899	314
1/2011	SE 2	SE 1	TR	117239	505002	103565	521036	186899	787
1/2011	SE 2	SE 1	TR	117321	505002	103565	523064	766185	103
1/2011	SE 2	SE 1	TR	117322	505002	103565	523064	766185	54
1/2011	SE 2	SE 1	TR	117750	505002	103565	521036	186899	449
1/2011	SE 2	SE 1	TR	117750	505002	103565	523064	766185	67
1/2011	SE 2	SE 1	TR	118087	505002	103565	523064	766185	34
<b>Segment</b>									
1/2011	SE 2	SE 2	OB	97628	505264	68285	505240	217760	5,508
1/2011	SE 2	SE 2	OB	97628	505264	68285	520033	140154	-9
1/2011	SE 2	SE 2	OB	97628	505264	68285	520034	140153	-37
1/2011	SE 2	SE 2	TR	80285	505396	360185	520033	140154	-339
1/2011	SE 2	SE 2	TR	80285	505396	360185	520034	140153	20
1/2011	SE 2	SE 2	TR	80285	505396	360185	523011	314576	25
1/2011	SE 2	SE 2	TR	80287	505002	103565	521632	42593	12
1/2011	SE 2	SE 2	TR	80287	505002	103565	522110	10410	25
1/2011	SE 2	SE 2	TR	105508	505002	103565	522130	38295	14
1/2011	SE 2	SE 2	TR	106777	505002	103565	520009	38295	47
1/2011	SE 2	SE 2	TR	106777	505002	103565	522130	10111	5,456
1/2011	SE 2	SE 2	TR	106777	505002	103565	523018	38295	1,204
1/2011	SE 2	SE 2	TR	106779	505002	103565	523018	322625	56
1/2011	SE 2	SE 2	TR	108671	505002	103565	505240	217760	1,307
1/2011	SE 2	SE 2	TR	109607	505002	103565	521632	42593	27
1/2011	SE 2	SE 2	TR	109726	505002	103565	520034	140153	124
1/2011	SE 2	SE 2	TR	109798	505002	103565	521632	42593	151
1/2011	SE 2	SE 2	TR	110899	505002	103565	520033	140154	39
1/2011	SE 2	SE 2	TR	110899	505002	103565	521632	42593	797

## ANR Pipeline Company Transportation Services Fuel By Route Analysis

Reporting Year: *January - December 2011*  
 Production Period: **01/2011**

<u>Production Period</u>	<u>Receipt Segment</u>	<u>Delivery Segment</u>	<u>Service Class</u>	<u>Svc Req Contract</u>	<u>Receipt Location</u>	<u>Receipt Loc Prop</u>	<u>Delivery Location</u>	<u>Delivery Loc Prop</u>	<u>Fuel Quantity</u>
1/2011	SE 2	SE 2	TR	110899	505002	103565	522130	38295	683
1/2011	SE 2	SE 2	TR	112145	505002	103565	520033	140154	316
1/2011	SE 2	SE 2	TR	112145	505002	103565	520034	140153	54
1/2011	SE 2	SE 2	TR	112145	505396	360185	520033	140154	93
1/2011	SE 2	SE 2	TR	112189	505002	103565	520004	10369	217
1/2011	SE 2	SE 2	TR	112189	505002	103565	523017	322045	25
1/2011	SE 2	SE 2	TR	112189	505002	103565	523018	322625	31
1/2011	SE 2	SE 2	TR	112189	513075	742882	520004	10369	25
1/2011	SE 2	SE 2	TR	112191	505002	103565	520004	10369	2,227
1/2011	SE 2	SE 2	TR	112191	505002	103565	523017	322045	54
1/2011	SE 2	SE 2	TR	112191	505002	103565	523063	742883	172
1/2011	SE 2	SE 2	TR	112191	513075	742882	520004	10369	54
1/2011	SE 2	SE 2	TR	112268	505002	103565	520004	10369	43
1/2011	SE 2	SE 2	TR	112296	505002	103565	521662	233620	837
1/2011	SE 2	SE 2	TR	112300	505002	103565	520004	10369	1,241
1/2011	SE 2	SE 2	TR	112300	505002	103565	523018	322625	444
1/2011	SE 2	SE 2	TR	112302	505002	103565	520004	10369	4,148
1/2011	SE 2	SE 2	TR	112506	505002	103565	523063	742883	131
1/2011	SE 2	SE 2	TR	112583	505002	103565	520004	10369	46
1/2011	SE 2	SE 2	TR	112583	505002	103565	523017	322045	20
1/2011	SE 2	SE 2	TR	112583	505002	103565	523063	742883	38
1/2011	SE 2	SE 2	TR	113012	505002	103565	521632	42593	605
1/2011	SE 2	SE 2	TR	113012	505002	103565	523018	322625	310
1/2011	SE 2	SE 2	TR	113122	505002	103565	520034	140153	823
1/2011	SE 2	SE 2	TR	113122	505264	68285	520034	140153	78
1/2011	SE 2	SE 2	TR	113123	505264	68285	523019	327747	3
1/2011	SE 2	SE 2	TR	113124	505002	103565	505240	217760	11
1/2011	SE 2	SE 2	TR	113408	505002	103565	523017	322045	75
1/2011	SE 2	SE 2	TR	113480	505002	103565	523017	322045	1,120
1/2011	SE 2	SE 2	TR	113480	505264	68285	523017	322045	162
1/2011	SE 2	SE 2	TR	113490	505002	103565	523017	322045	72
1/2011	SE 2	SE 2	TR	113490	505264	68285	522106	218538	300
1/2011	SE 2	SE 2	TR	113490	505264	68285	523017	322045	298

**ANR Pipeline Company  
Transportation Services  
Fuel By Route Analysis**

Reporting Year: January - December 2011  
Production Period: 01/2011

<u>Production Period</u>	<u>Receipt Segment</u>	<u>Delivery Segment</u>	<u>Service Class</u>	<u>Svc Req Contract</u>	<u>Receipt Location</u>	<u>Receipt Loc Prop</u>	<u>Delivery Location</u>	<u>Delivery Loc Prop</u>	<u>Fuel Quantity</u>
1/2011	SE 2	SE 2	TR	113726	505002	103565	520004	10369	458
1/2011	SE 2	SE 2	TR	113727	505002	103565	521632	42593	815
1/2011	SE 2	SE 2	TR	113728	505002	103565	521662	233620	713
1/2011	SE 2	SE 2	TR	114051	505002	103565	505240	217760	62
1/2011	SE 2	SE 2	TR	114222	505002	103565	523018	322625	2
1/2011	SE 2	SE 2	TR	114222	505002	103565	523063	742883	2
1/2011	SE 2	SE 2	TR	114386	505002	103565	520004	10369	986
1/2011	SE 2	SE 2	TR	114872	505002	103565	520004	10369	327
1/2011	SE 2	SE 2	TR	114872	505002	103565	521632	42593	550
1/2011	SE 2	SE 2	TR	114872	505002	103565	523018	322625	21
1/2011	SE 2	SE 2	TR	114872	505002	103565	523063	742883	628
1/2011	SE 2	SE 2	TR	115419	505002	103565	520004	10369	11
1/2011	SE 2	SE 2	TR	115419	505002	103565	523018	322625	23
1/2011	SE 2	SE 2	TR	115420	505002	103565	523018	322625	99
1/2011	SE 2	SE 2	TR	115455	505002	103565	523018	322625	217
1/2011	SE 2	SE 2	TR	115455	505002	103565	523063	742883	60
1/2011	SE 2	SE 2	TR	115456	505002	103565	523018	322625	62
1/2011	SE 2	SE 2	TR	115456	505002	103565	523063	742883	6
1/2011	SE 2	SE 2	TR	115457	505002	103565	523018	322625	90
1/2011	SE 2	SE 2	TR	115457	505002	103565	523063	742883	48
1/2011	SE 2	SE 2	TR	115562	505002	103565	523018	322625	465
1/2011	SE 2	SE 2	TR	115602	505002	103565	520004	10369	148
1/2011	SE 2	SE 2	TR	115602	505002	103565	521632	42593	137
1/2011	SE 2	SE 2	TR	115726	505002	103565	520004	10369	19
1/2011	SE 2	SE 2	TR	115726	505002	103565	523018	322625	437
1/2011	SE 2	SE 2	TR	115727	505002	103565	520004	10369	126
1/2011	SE 2	SE 2	TR	115727	505002	103565	523018	322625	571
1/2011	SE 2	SE 2	TR	115846	505002	103565	520006	40317	40
1/2011	SE 2	SE 2	TR	115846	505002	103565	522130	38295	674
1/2011	SE 2	SE 2	TR	116030	505002	103565	521662	233620	124
1/2011	SE 2	SE 2	TR	116277	505002	103565	520004	10369	595
1/2011	SE 2	SE 2	TR	116277	505002	103565	521002	43613	245
1/2011	SE 2	SE 2	TR	116277	505002	103565	523018	322625	77

**ANR Pipeline Company  
Transportation Services  
Fuel By Route Analysis**

Reporting Year: January - December 2011  
Production Period: 01/2011

<u>Production Period</u>	<u>Receipt Segment</u>	<u>Delivery Segment</u>	<u>Service Class</u>	<u>Svc Req Contract</u>	<u>Receipt Location</u>	<u>Receipt Loc Prop</u>	<u>Delivery Location</u>	<u>Delivery Loc Prop</u>	<u>Fuel Quantity</u>
1/2011	SE 2	SE 2	TR	116277	505002	103565	523050	467240	238
1/2011	SE 2	SE 2	TR	116432	505002	103565	522106	218538	915
1/2011	SE 2	SE 2	TR	116432	505002	103565	523017	322045	901
1/2011	SE 2	SE 2	TR	116542	505002	103565	523018	322625	73
1/2011	SE 2	SE 2	TR	116542	505002	103565	523063	742883	16
1/2011	SE 2	SE 2	TR	117223	505002	103565	520004	10369	65
1/2011	SE 2	SE 2	TR	117223	505002	103565	521632	42593	70
1/2011	SE 2	SE 2	TR	117223	505002	103565	523018	322625	53
1/2011	SE 2	SE 2	TR	117223	505002	103565	523063	742883	20
1/2011	SE 2	SE 2	TR	117223	505264	68285	523018	322625	10
1/2011	SE 2	SE 2	TR	117239	505002	103565	520004	10369	1,895
1/2011	SE 2	SE 2	TR	117239	505002	103565	523063	742883	31
1/2011	SE 2	SE 2	TR	117321	505002	103565	520004	10369	313
1/2011	SE 2	SE 2	TR	117322	505002	103565	520004	10369	132
	<b>Segment</b>								<b>37,245</b>
1/2011	SE 2	SE 4	TR	109099	505264	68285	522140	112101	33
1/2011	SE 2	SE 4	TR	115656	505002	103565	505422	388015	1
1/2011	SE 2	SE 4	TR	115656	505002	103565	505461	467812	8
	<b>Segment</b>								<b>42</b>
1/2011	SE 2	W1 7	TR	820	505002	103565	505025	139257	10,483
1/2011	SE 2	W1 7	TR	106456	505002	103565	505021	139253	10,792
1/2011	SE 2	W1 7	TR	108862	505002	103565	521392	28730	526
1/2011	SE 2	W1 7	TR	109416	505002	103565	521316	28831	1,548
1/2011	SE 2	W1 7	TR	113042	505002	103565	505437	395744	15,295
1/2011	SE 2	W1 7	TR	113237	505002	103565	521814	36934	496
1/2011	SE 2	W1 7	TR	115270	505002	103565	505437	395744	18,834
1/2011	SE 2	W1 7	TR	115272	505002	103565	505437	395744	33,218
	<b>Segment</b>								<b>91,192</b>
1/2011	SE 3	SE 1	TR	106409	510022	29636	505276	325427	282
1/2011	SE 3	SE 1	TR	109160	510022	29636	505276	325427	243
1/2011	SE 3	SE 1	TR	109160	511110	123479	505276	325427	123
1/2011	SE 3	SE 1	TR	112714	510022	29636	505276	325427	62

**ANR Pipeline Company  
Transportation Services  
Fuel By Route Analysis**

Reporting Year: January - December 2011  
Production Period: 01/2011

<u>Production Period</u>	<u>Receipt Segment</u>	<u>Delivery Segment</u>	<u>Service Class</u>	<u>Svc Req Contract</u>	<u>Receipt Location</u>	<u>Receipt Loc Prop</u>	<u>Delivery Location</u>	<u>Delivery Loc Prop</u>	<u>Fuel Quantity</u>
1/2011	SE 3	SE 1	TR	115354	511126	186211	505276	325427	174
1/2011	SE 3	SE 1	TR	115821	510022	29636	505358	345116	59
1/2011	SE 3	SE 1	TR	117742	511108	29629	505276	325427	31
	<b>Segment</b>								<b>974</b>
1/2011	SE 3	SE 2	TR	106409	510022	29636	505240	217760	113
1/2011	SE 3	SE 2	TR	109751	510022	29636	505240	217760	310
1/2011	SE 3	SE 2	TR	111138	511126	186211	505240	217760	1
1/2011	SE 3	SE 2	TR	113581	513017	345117	505240	217760	682
1/2011	SE 3	SE 2	TR	115495	510022	29636	505240	217760	124
	<b>Segment</b>								<b>1,230</b>
1/2011	SE 4	SE 1	TR	109958	512484	262432	505358	345116	39
1/2011	SE 4	SE 1	TR	109958	512566	145717	505358	345116	53
1/2011	SE 4	SE 1	TR	110502	512566	145717	505358	345116	60
	<b>Segment</b>								<b>152</b>
1/2011	SE 4	SE 2	TR	80285	512484	262432	520033	140154	1,046
1/2011	SE 4	SE 2	TR	80285	512566	145717	520033	140154	824
1/2011	SE 4	SE 2	TR	80725	512122	31156	520033	140154	62
1/2011	SE 4	SE 2	TR	102610	512544	184272	520034	140153	1
1/2011	SE 4	SE 2	TR	104805	512232	287617	520006	40317	18
1/2011	SE 4	SE 2	TR	104805	512232	287617	521002	43613	143
1/2011	SE 4	SE 2	TR	105771	505421	388014	520034	140153	55
1/2011	SE 4	SE 2	TR	105787	505421	388014	523011	314576	103
1/2011	SE 4	SE 2	TR	105787	505460	467811	523011	314576	92
1/2011	SE 4	SE 2	TR	105787	512484	262432	520034	140153	31
1/2011	SE 4	SE 2	TR	107281	512178	31416	520034	140153	62
1/2011	SE 4	SE 2	TR	107291	512168	226833	523011	314576	2
1/2011	SE 4	SE 2	TR	107291	512484	262432	520033	140154	58
1/2011	SE 4	SE 2	TR	108649	512152	31115	520033	140154	23
1/2011	SE 4	SE 2	TR	108649	513073	321545	520034	140153	186
1/2011	SE 4	SE 2	TR	109158	512102	30798	520033	140154	124
1/2011	SE 4	SE 2	TR	109158	512152	31115	520033	140154	46
1/2011	SE 4	SE 2	TR	109158	512168	226833	520033	140154	31

**ANR Pipeline Company  
Transportation Services  
Fuel By Route Analysis**

Reporting Year: January - December 2011  
Production Period: 01/2011

<u>Production Period</u>	<u>Receipt Segment</u>	<u>Delivery Segment</u>	<u>Service Class</u>	<u>Svc Req Contract</u>	<u>Receipt Location</u>	<u>Receipt Loc Prop</u>	<u>Delivery Location</u>	<u>Delivery Loc Prop</u>	<u>Fuel Quantity</u>
1/2011	SE 4	SE 2	TR	109158	512232	287617	520034	140153	31
1/2011	SE 4	SE 2	TR	109158	512544	184272	520034	140153	155
1/2011	SE 4	SE 2	TR	109238	512544	184272	520033	140154	31
1/2011	SE 4	SE 2	TR	109607	512484	262432	523011	314576	1
1/2011	SE 4	SE 2	TR	109726	512484	262432	520004	10369	376
1/2011	SE 4	SE 2	TR	109727	512484	262432	520034	140153	341
1/2011	SE 4	SE 2	TR	110501	512566	145717	520033	140154	188
1/2011	SE 4	SE 2	TR	110501	512566	145717	520034	140153	2
1/2011	SE 4	SE 2	TR	110501	512566	145717	523011	314576	4
1/2011	SE 4	SE 2	TR	110508	512566	145717	520033	140154	30
1/2011	SE 4	SE 2	TR	111476	512484	262432	520033	140154	14
1/2011	SE 4	SE 2	TR	111476	512566	145717	520033	140154	348
1/2011	SE 4	SE 2	TR	111570	505421	388014	520034	140153	86
1/2011	SE 4	SE 2	TR	111570	505421	388014	523011	314576	1
1/2011	SE 4	SE 2	TR	111594	505421	388014	523011	314576	24
1/2011	SE 4	SE 2	TR	112313	505460	467811	520033	140154	162
1/2011	SE 4	SE 2	TR	112313	505460	467811	523011	314576	31
1/2011	SE 4	SE 2	TR	112428	513026	362771	523011	314576	1
1/2011	SE 4	SE 2	TR	113303	505530	966370	520033	140154	310
1/2011	SE 4	SE 2	TR	115354	512484	262432	520033	140154	66
1/2011	SE 4	SE 2	TR	115489	513026	362771	520033	140154	60
1/2011	SE 4	SE 2	TR	115503	512112	150702	523011	314576	3
1/2011	SE 4	SE 2	TR	115503	512130	263312	520033	140154	46
1/2011	SE 4	SE 2	TR	115551	512204	150713	520034	140153	23
1/2011	SW 3	SW 1	TR	80540	502214	179887	523061	737783	5,241
1/2011	SW 4	ME 3	TR	1650	505003	103702	505008	139236	317
1/2011	SW 4	ME 3	TR	15350	505003	103702	521534	138745	1,674
1/2011	SW 4	ME 3	TR	110505	505003	103702	520015	108796	2,449
1/2011	SW 4	ME 3	TR	110505	505003	103702	520024	21906	49
1/2011	SW 4	ME 3	TR	110505	505003	103702	520027	295956	137
1/2011	SW 4	ME 3	TR	110505	505003	103702			3,117



**ANR Pipeline Company  
Transportation Services  
Fuel By Route Analysis**

Reporting Year: January - December 2011  
Production Period: 01/2011

<u>Production Period</u>	<u>Receipt Segment</u>	<u>Delivery Segment</u>	<u>Service Class</u>	<u>Svc Req Contract</u>	<u>Receipt Location</u>	<u>Receipt Loc Prop</u>	<u>Delivery Location</u>	<u>Delivery Loc Prop</u>	<u>Fuel Quantity</u>
1/2011	SW 4	ME 3	TR	110505	505003	103702	521620	16118	194
1/2011	SW 4	ME 3	TR	110505	505003	103702	521626	40184	69
1/2011	SW 4	ME 3	TR	110506	505003	103702	520015	108796	292
1/2011	SW 4	ME 3	TR	110506	505003	103702	520024	21906	95
1/2011	SW 4	ME 3	TR	110506	505003	103702	520027	295956	2,773
1/2011	SW 4	ME 3	TR	110506	505003	103702	521620	16118	62
1/2011	SW 4	ME 3	TR	110506	505003	103702	521626	40184	150
1/2011	SW 4	ME 3	TR	110507	505003	103702	520015	108796	613
1/2011	SW 4	ME 3	TR	110507	505003	103702	520024	21906	9
1/2011	SW 4	ME 3	TR	110507	505003	103702	520027	295956	2,878
1/2011	SW 4	ME 3	TR	110507	505003	103702	521620	16118	254
1/2011	SW 4	ME 3	TR	110884	505003	103702	520023	28447	284
1/2011	SW 4	ME 3	TR	110884	505003	103702	520024	21906	95
1/2011	SW 4	ME 3	TR	110885	505003	103702	520014	261713	4,487
1/2011	SW 4	ME 3	TR	110885	505003	103702	520018	22986	2,142
1/2011	SW 4	ME 3	TR	110885	505003	103702	520027	295956	2,075
1/2011	SW 4	ME 3	TR	110885	505003	103702	521010	40186	5,950
1/2011	SW 4	ME 3	TR	110885	505003	103702	521032	138747	210
1/2011	SW 4	ME 3	TR	110885	505003	103702	521528	4351	30
1/2011	SW 4	ME 3	TR	110885	505003	103702	521534	138745	449
1/2011	SW 4	ME 3	TR	110885	505003	103702	521620	16118	129
1/2011	SW 4	ME 3	TR	110885	505003	103702	521626	40184	2,526
1/2011	SW 4	ME 3	TR	110902	505003	103702	520018	22986	15,672
1/2011	SW 4	ME 3	TR	110948	505003	103702	505007	139235	1,364
1/2011	SW 4	ME 3	TR	110979	505003	103702	520023	28447	843
1/2011	SW 4	ME 3	TR	110979	505003	103702	520024	21906	264
1/2011	SW 4	ME 3	TR	112032	505003	103702	520018	22986	15
1/2011	SW 4	ME 3	TR	112032	505003	103702	521626	40184	220
1/2011	SW 4	ME 3	TR	113056	505003	103702	520027	295956	3,193
1/2011	SW 4	ME 3	TR	113056	505003	103702	521010	40186	3,846
1/2011	SW 4	ME 3	TR	113056	505003	103702	521528	4351	1,730
1/2011	SW 4	ME 3	TR	113056	505003	103702	521530	4274	242
1/2011	SW 4	ME 3	TR	113056	505003	103702	521534	138745	3,069

**ANR Pipeline Company  
Transportation Services  
Fuel By Route Analysis**

Reporting Year: January - December 2011  
Production Period: 01/2011

<u>Production Period</u>	<u>Receipt Segment</u>	<u>Delivery Segment</u>	<u>Service Class</u>	<u>Sve Req Contract</u>	<u>Receipt Location</u>	<u>Receipt Loc Prop</u>	<u>Delivery Location</u>	<u>Delivery Loc Prop</u>	<u>Fuel Quantity</u>
1/2011	SW 4	ME 3	TR	113056	505003	103702	521572	40455	3,617
1/2011	SW 4	ME 3	TR	113056	505003	103702	521576	40189	93
1/2011	SW 4	ME 3	TR	113179	505003	103702	520014	261713	237
1/2011	SW 4	ME 3	TR	113179	505003	103702	520018	22986	676
1/2011	SW 4	ME 3	TR	114590	505003	103702	520023	28447	10,245
1/2011	SW 4	ME 3	TR	114591	505003	103702	520026	38843	8,615
	<b>Segment</b>								<b>87,133</b>
1/2011	SW 4	MI 7	TR	80287	505003	103702	505038	153808	9
1/2011	SW 4	MI 7	TR	108304	505003	103702	505030	139369	15,159
1/2011	SW 4	MI 7	TR	109414	505003	103702	521098	108641	2,282
1/2011	SW 4	MI 7	TR	109422	505003	103702	505018	139250	7,099
1/2011	SW 4	MI 7	TR	109511	505003	103702	521104	40849	50,530
1/2011	SW 4	MI 7	TR	110412	505003	103702	505108	243097	4,826
1/2011	SW 4	MI 7	TR	110412	505003	103702	521008	11616	272
1/2011	SW 4	MI 7	TR	110412	505003	103702	521016	4196	5,606
1/2011	SW 4	MI 7	TR	110412	505003	103702	521622	110850	17,685
1/2011	SW 4	MI 7	TR	110412	505003	103702	521636	22992	1,959
1/2011	SW 4	MI 7	TR	110505	505003	103702	521080	138675	352
1/2011	SW 4	MI 7	TR	110505	505003	103702	521098	108641	509
1/2011	SW 4	MI 7	TR	110505	505003	103702	521116	42078	864
1/2011	SW 4	MI 7	TR	110505	505003	103702	521932	138744	264
1/2011	SW 4	MI 7	TR	110506	505003	103702	521080	138675	127
1/2011	SW 4	MI 7	TR	110506	505003	103702	521098	108641	642
1/2011	SW 4	MI 7	TR	110506	505003	103702	521116	42078	913
1/2011	SW 4	MI 7	TR	110507	505003	103702	521080	138675	1,005
1/2011	SW 4	MI 7	TR	110507	505003	103702	521098	108641	3,491
1/2011	SW 4	MI 7	TR	110507	505003	103702	521116	42078	1,532
1/2011	SW 4	MI 7	TR	110507	505003	103702	521932	138744	848
1/2011	SW 4	MI 7	TR	110884	505003	103702	505108	243097	7,010
1/2011	SW 4	MI 7	TR	110884	505003	103702	521014	153852	2,592
1/2011	SW 4	MI 7	TR	110884	505003	103702	521116	42078	6,324
1/2011	SW 4	MI 7	TR	110884	505003	103702	521636	22992	4,975
1/2011	SW 4	MI 7	TR	110884	505003	103702	521678	140834	3,912

**ANR Pipeline Company  
Transportation Services  
Fuel By Route Analysis**

Reporting Year: January - December 2011  
Production Period: 01/2011

<u>Production Period</u>	<u>Receipt Segment</u>	<u>Delivery Segment</u>	<u>Service Class</u>	<u>Svc Req Contract</u>	<u>Receipt Location</u>	<u>Receipt Loc Prop</u>	<u>Delivery Location</u>	<u>Delivery Loc Prop</u>	<u>Fuel Quantity</u>
1/2011	SW 4	MI 7	TR	110885	505003	103702	521008	11616	6,028
1/2011	SW 4	MI 7	TR	110885	505003	103702	521074	40470	72
1/2011	SW 4	MI 7	TR	110885	505003	103702	521098	108641	19,722
1/2011	SW 4	MI 7	TR	110885	505003	103702	521144	11580	6
1/2011	SW 4	MI 7	TR	110885	505003	103702	521636	22992	927
1/2011	SW 4	MI 7	TR	110885	505003	103702	521678	140834	2,516
1/2011	SW 4	MI 7	TR	110885	505003	103702	521690	40892	78
1/2011	SW 4	MI 7	TR	110885	505003	103702	521948	4492	155
1/2011	SW 4	MI 7	TR	110885	505003	103702	521962	139401	1,984
1/2011	SW 4	MI 7	TR	110899	505003	103702	505415	384818	10,106
1/2011	SW 4	MI 7	TR	110899	505003	103702	521008	11616	2,517
1/2011	SW 4	MI 7	TR	110899	505003	103702	521074	40470	42
1/2011	SW 4	MI 7	TR	110899	505003	103702	521116	42078	199
1/2011	SW 4	MI 7	TR	110899	505003	103702	521162	11748	2,721
1/2011	SW 4	MI 7	TR	110899	505003	103702	523008	312117	432
1/2011	SW 4	MI 7	TR	110899	505003	103702	523052	467243	3,255
1/2011	SW 4	MI 7	TR	110902	505003	103702	521098	108641	3,918
1/2011	SW 4	MI 7	TR	110902	505003	103702	523008	312117	653
1/2011	SW 4	MI 7	TR	110942	505003	103702	505006	139234	2,108
1/2011	SW 4	MI 7	TR	110949	505003	103702	505028	139366	2,108
1/2011	SW 4	MI 7	TR	110956	505003	103702	521008	11616	6,218
1/2011	SW 4	MI 7	TR	110956	505003	103702	521074	40470	299
1/2011	SW 4	MI 7	TR	110956	505003	103702	521098	108641	5,104
1/2011	SW 4	MI 7	TR	110956	505003	103702	521116	42078	321
1/2011	SW 4	MI 7	TR	110956	505003	103702	521118	11578	48
1/2011	SW 4	MI 7	TR	110956	505003	103702	521122	11751	62
1/2011	SW 4	MI 7	TR	110956	505003	103702	521138	11680	740
1/2011	SW 4	MI 7	TR	110956	505003	103702	521622	110850	5,914
1/2011	SW 4	MI 7	TR	110956	505003	103702	521670	40468	47
1/2011	SW 4	MI 7	TR	110979	505003	103702	505108	243097	42
1/2011	SW 4	MI 7	TR	110979	505003	103702	521016	4196	7,666
1/2011	SW 4	MI 7	TR	110979	505003	103702	521116	42078	4,804
1/2011	SW 4	MI 7	TR	110979	505003	103702	521636	22992	2,771

## ANR Pipeline Company Transportation Services Fuel By Route Analysis

Reporting Year: *January - December 2011*  
 Production Period: **01/2011**

<u>Production Period</u>	<u>Receipt Segment</u>	<u>Delivery Segment</u>	<u>Service Class</u>	<u>Svc Req Contract</u>	<u>Receipt Location</u>	<u>Receipt Loc Prop</u>	<u>Delivery Location</u>	<u>Delivery Loc Prop</u>	<u>Fuel Quantity</u>
1/2011	SW 4	MI 7	TR	110979	505003	103702	523025	338685	16,973
1/2011	SW 4	MI 7	TR	112032	505003	103702	521008	11616	2,772
1/2011	SW 4	MI 7	TR	112032	505003	103702	521074	40470	2,037
1/2011	SW 4	MI 7	TR	112032	505003	103702	521098	108641	6,194
1/2011	SW 4	MI 7	TR	112032	505003	103702	521144	11580	425
1/2011	SW 4	MI 7	TR	112032	505003	103702	521636	22992	271
1/2011	SW 4	MI 7	TR	112032	505003	103702	521678	140834	3,457
1/2011	SW 4	MI 7	TR	112506	505003	103702	521016	4196	20,243
1/2011	SW 4	MI 7	TR	113035	505003	103702	521008	11616	99
1/2011	SW 4	MI 7	TR	113116	505003	103702	501136	104776	20,102
1/2011	SW 4	MI 7	TR	113116	505003	103702	505038	153808	49
1/2011	SW 4	MI 7	TR	113178	505003	103702	521098	108641	540
1/2011	SW 4	MI 7	TR	113179	505003	103702	521008	11616	339
1/2011	SW 4	MI 7	TR	113189	505003	103702	505108	243097	896
1/2011	SW 4	MI 7	TR	113189	505003	103702	521138	11680	4
1/2011	SW 4	MI 7	TR	113189	505003	103702	521142	40477	43
1/2011	SW 4	MI 7	TR	113189	505003	103702	521144	11580	43
1/2011	SW 4	MI 7	TR	113189	505003	103702	521146	11785	47
1/2011	SW 4	MI 7	TR	113189	505003	103702	521932	138744	4,704
1/2011	SW 4	MI 7	TR	113189	505003	103702	523025	338685	1,181
1/2011	SW 4	MI 7	TR	113372	505003	103702	521008	11616	5,406
1/2011	SW 4	MI 7	TR	113372	505003	103702	521116	42078	1,281
1/2011	SW 4	MI 7	TR	113372	505003	103702	521636	22992	6
1/2011	SW 4	MI 7	TR	114497	505003	103702	505038	153808	962
1/2011	SW 4	MI 7	TR	114497	505003	103702	505108	243097	742
1/2011	SW 4	MI 7	TR	114497	505003	103702	521008	11616	2,808
1/2011	SW 4	MI 7	TR	114497	505003	103702	521016	4196	85
1/2011	SW 4	MI 7	TR	114497	505003	103702	521080	138675	218
1/2011	SW 4	MI 7	TR	114497	505003	103702	521098	108641	40
1/2011	SW 4	MI 7	TR	114497	505003	103702	521116	42078	4,730
1/2011	SW 4	MI 7	TR	114497	505003	103702	521636	22992	599
1/2011	SW 4	MI 7	TR	114497	505003	103702	521985	278172	489
1/2011	SW 4	MI 7	TR	115043	505003	103702	505108	243097	214

**ANR Pipeline Company  
Transportation Services  
Fuel By Route Analysis**

Reporting Year: January - December 2011  
Production Period: 01/2011

<u>Production Period</u>	<u>Receipt Segment</u>	<u>Delivery Segment</u>	<u>Service Class</u>	<u>Svc Req Contract</u>	<u>Receipt Location</u>	<u>Receipt Loc Prop</u>	<u>Delivery Location</u>	<u>Delivery Loc Prop</u>	<u>Fuel Quantity</u>
1/2011	SW 4	M17	TR	115043	505003	103702	521116	42078	121
1/2011	SW 4	M17	TR	115043	505003	103702	521636	22992	7,255
1/2011	SW 4	M17	TR	116002	505003	103702	505038	153808	596
1/2011	SW 4	M17	TR	116002	505003	103702	521008	11616	1,773
1/2011	SW 4	M17	TR	116002	505003	103702	521074	40470	6,734
1/2011	SW 4	M17	TR	116002	505003	103702	521116	42078	162
1/2011	SW 4	M17	TR	116002	505003	103702	521118	11578	2,703
1/2011	SW 4	M17	TR	116002	505003	103702	521122	11751	2,171
1/2011	SW 4	M17	TR	116002	505003	103702	521124	11562	1,561
1/2011	SW 4	M17	TR	116002	505003	103702	521138	11680	3,221
1/2011	SW 4	M17	TR	116002	505003	103702	521142	40477	2,475
1/2011	SW 4	M17	TR	116002	505003	103702	521144	11580	1,492
1/2011	SW 4	M17	TR	116002	505003	103702	521146	11785	831
1/2011	SW 4	M17	TR	116002	505003	103702	521156	11572	1,031
1/2011	SW 4	M17	TR	116002	505003	103702	521162	11748	1,070
1/2011	SW 4	M17	TR	116002	505003	103702	521670	40468	3,191
1/2011	SW 4	M17	TR	116002	505003	103702	521678	140834	372
1/2011	SW 4	M17	TR	116002	505003	103702	521962	139401	477
1/2011	SW 4	M17	TR	116002	505003	103702	523008	312117	351
1/2011	SW 4	M17	TR	116002	505003	103702	523052	467243	19
1/2011	SW 4	M17	TR	117728	505003	103702	505038	153808	474
1/2011	SW 4	M17	TR	117728	505003	103702	521008	11616	3,472
1/2011	SW 4	M17	TR	117728	505003	103702	521080	138675	1
1/2011	SW 4	M17	TR	117728	505003	103702	521116	42078	157
1/2011	SW 4	M17	TR	117728	505003	103702	521932	138744	790
1/2011	SW 4	M17	TR	117958	505003	103702	521116	42078	7,654
1/2011	SW 4	M17	TR	117958	505003	103702	521636	22992	4,659
1/2011	SW 4	M17	TR	118068	505003	103702	505017	139249	15,775
1/2011	SW 4	M17	TR	118068	505003	103702	521008	11616	222
1/2011	SW 4	M17	TR	118068	505003	103702	521116	42078	707
1/2011	SW 4	M17	TR	118068	505003	103702	521118	11578	348
1/2011	SW 4	M17	TR	118068	505003	103702	521160	11590	60
1/2011	SW 4	M17	TR	118068	505003	103702	521636	22992	326

**ANR Pipeline Company  
Transportation Services  
Fuel By Route Analysis**

Reporting Year: January - December 2011  
Production Period: 01/2011

<u>Production Period</u>	<u>Receipt Segment</u>	<u>Delivery Segment</u>	<u>Service Class</u>	<u>Svc Req Contract</u>	<u>Receipt Location</u>	<u>Receipt Loc Prop</u>	<u>Delivery Location</u>	<u>Delivery Loc Prop</u>	<u>Fuel Quantity</u>
1/2011	SW 4	MI 7	TR	118068	505003	103702	521932	138744	180
1/2011	SW 4	MI 7	TR	118068	505003	103702	521942	198847	5,974
1/2011	SW 4	MI 7	TR	118068	505003	103702	521948	4492	326
1/2011	SW 4	MI 7	TR	118068	505003	103702	523052	467243	8
1/2011	SW 4	MI 7	TR	118072	505003	103702	521116	42078	5,870
1/2011	SW 4	MI 7	TR	118072	505003	103702	521636	22992	4,237
1/2011	SW 4	MI 7	TR	118078	505003	103702	521098	108641	7,824
<b>Segment</b>									
1/2011	SW 4	MW 5	TR	200	505003	103702	521600	40285	62
1/2011	SW 4	MW 5	TR	106670	505003	103702	521600	40285	10
1/2011	SW 4	MW 5	TR	110899	505003	103702	521656	284918	207
1/2011	SW 4	MW 5	TR	111657	505003	103702	521656	284918	698
1/2011	SW 4	MW 5	TR	113372	505003	103702	521656	284918	1
1/2011	SW 4	MW 5	TR	117909	505003	103702	521408	12999	124
1/2011	SW 4	MW 5	TS	109136	505003	103702	521596	5227	31
<b>Segment</b>									
1/2011	SW 4	MW 6	TR	1	505003	103702	521420	4602	1,133
1/2011	SW 4	MW 6	TR	200	505003	103702	505013	139241	1,538
1/2011	SW 4	MW 6	TR	200	505003	103702	521400	13135	11,656
1/2011	SW 4	MW 6	TR	700	505003	103702	505014	139246	124
1/2011	SW 4	MW 6	TR	19750	505003	103702	521440	4616	1,578
1/2011	SW 4	MW 6	TR	108159	505003	103702	521400	13135	2,403
1/2011	SW 4	MW 6	TR	108159	505003	103702	521420	4602	431
1/2011	SW 4	MW 6	TR	108409	505003	103702	521482	4741	220
1/2011	SW 4	MW 6	TR	108861	505003	103702	521498	4857	899
1/2011	SW 4	MW 6	TR	108986	505003	103702	505005	139233	469
1/2011	SW 4	MW 6	TR	109576	505003	103702	521400	13135	1,877
1/2011	SW 4	MW 6	TR	109577	505003	103702	521434	4619	159
1/2011	SW 4	MW 6	TR	109577	505003	103702	521436	4561	107
1/2011	SW 4	MW 6	TR	110109	505003	103702	521482	4741	145
1/2011	SW 4	MW 6	TR	110185	505003	103702	505013	139241	2,410
1/2011	SW 4	MW 6	TR	110185	505003	103702	521086	103709	2,826
1/2011	SW 4	MW 6	TR	110185	505003	103702	521086	103709	354

**ANR Pipeline Company  
Transportation Services  
Fuel By Route Analysis**

Reporting Year: January - December 2011  
Production Period: 01/2011

<u>Production Period</u>	<u>Receipt Segment</u>	<u>Delivery Segment</u>	<u>Service Class</u>	<u>Svc Req Contract</u>	<u>Receipt Location</u>	<u>Receipt Loc Prop</u>	<u>Delivery Location</u>	<u>Delivery Loc Prop</u>	<u>Fuel Quantity</u>
1/2011	SW 4	MW 6	TR	110185	505003	103702	521470	4738	1,762
1/2011	SW 4	MW 6	TR	110185	505003	103702	521482	4741	925
1/2011	SW 4	MW 6	TR	110291	505003	103702	521438	4614	3,410
1/2011	SW 4	MW 6	TR	110889	505003	103702	521434	4619	17
1/2011	SW 4	MW 6	TR	110889	505003	103702	521470	4738	3
1/2011	SW 4	MW 6	TR	110889	505003	103702	521482	4741	3
1/2011	SW 4	MW 6	TR	110899	505003	103702	521470	4738	341
1/2011	SW 4	MW 6	TR	110970	505003	103702	521426	40183	82
1/2011	SW 4	MW 6	TR	110970	505003	103702	521608	171759	155
1/2011	SW 4	MW 6	TR	113155	505003	103702	521470	4738	2,972
1/2011	SW 4	MW 6	TR	113189	505003	103702	521470	4738	21
1/2011	SW 4	MW 6	TR	113372	505003	103702	521432	4691	186
1/2011	SW 4	MW 6	TR	113372	505003	103702	521470	4738	24
1/2011	SW 4	MW 6	TR	113372	505003	103702	521482	4741	529
1/2011	SW 4	MW 6	TR	113372	505003	103702	521506	3797	62
1/2011	SW 4	MW 6	TR	114497	505003	103702	521086	103709	6
1/2011	SW 4	MW 6	TR	116236	505003	103702	521438	4614	3,993
1/2011	SW 4	MW 6	TR	116418	505003	103702	521482	4741	1,280
1/2011	SW 4	MW 6	TR	117062	505003	103702	521420	4602	93
1/2011	SW 4	MW 6	TR	117958	505003	103702	521086	103709	551
1/2011	SW 4	MW 6	TR	117958	505003	103702	521434	4619	932
1/2011	SW 4	MW 6	TR	117984	505003	103702	521400	13135	379
1/2011	SW 4	MW 6	TR	117984	505003	103702	521420	4602	549
1/2011	SW 4	MW 6	TR	118068	505003	103702	521434	4619	522
1/2011	SW 4	MW 6	TR	118068	505003	103702	521470	4738	102
1/2011	SW 4	MW 6	TR	118068	505003	103702	521482	4741	90
1/2011	SW 4	MW 6	TR	118070	505003	103702	521400	13135	53
1/2011	SW 4	MW 6	TR	118070	505003	103702	521436	4561	60
1/2011	SW 4	MW 6	TR	118070	505003	103702	521482	4741	357
1/2011	SW 4	MW 6	TS	109137	505003	103702	521492	4604	589
1/2011	SW 4	MW 6	TS	109142	505003	103702	521526	3969	124
1/2011	SW 4	MW 6	TS	109143	505003	103702	521430	40195	155
1/2011	SW 4	MW 6	TS	109146	505003	103702	521496	4689	216

**ANR Pipeline Company  
Transportation Services  
Fuel By Route Analysis**

Reporting Year: *January - December 2011*  
Production Period: 01/2011

<u>Production Period</u>	<u>Receipt Segment</u>	<u>Delivery Segment</u>	<u>Service Class</u>	<u>Svc Req Contract</u>	<u>Receipt Location</u>	<u>Receipt Loc Prop</u>	<u>Delivery Location</u>	<u>Delivery Loc Prop</u>	<u>Fuel Quantity</u>
1/2011	SW 4	MW 6	TS	109148	505003	103702	521566	12977	530
1/2011	SW 4	MW 6	TS	109161	505003	103702	521598	4564	62
1/2011	SW 4	MW 6	TS	109162	505003	103702	521504	4856	31
1/2011	SW 4	MW 6	TS	109163	505003	103702	521502	4747	154
1/2011	SW 4	MW 6	TS	109169	505003	103702	521418	12991	279
1/2011	SW 4	MW 6	TS	109170	505003	103702	521494	4605	219
1/2011	SW 4	MW 6	TS	109171	505003	103702	521428	40193	62
1/2011	SW 4	MW 6	TS	109198	505003	103702	521426	40183	186
1/2011	SW 4	MW 6	TS	109199	505003	103702	521500	4693	186
1/2011	SW 4	MW 6	TS	110863	505003	103702	521608	171759	105
<b>Segment</b>									
1/2011	SW 4	SW 1	TR	80889	505003	103702	522124	158286	49,553
1/2011	SW 4	SW 1	TR	107793	505003	103702	523060	736566	119
1/2011	SW 4	SW 1	TR	117753	505003	103702	523061	737783	64
1/2011	SW 4	SW 1	TR	117753	505228	153722	523061	737783	2,352
<b>Segment</b>									
1/2011	SW 4	SW 3	TR	100989	505003	103702	523067	951568	1
1/2011	SW 4	SW 3	TR	100989	505228	153722	523067	951568	2,536
1/2011	SW 4	SW 3	TR	102083	505003	103702	521070	221448	411
1/2011	SW 4	SW 3	TR	114087	505003	103702	522132	153896	46
<b>Segment</b>									
1/2011	SW 4	SW 4	TR	107793	505003	103702	521020	34887	35
1/2011	SW 4	SW 4	TR	108545	505003	103702	521664	174769	340
1/2011	SW 4	SW 4	TR	115706	510034	187481	521642	237023	832
<b>Segment</b>									
1/2011	SW 4	SW 5	TR	80540	510034	187481	522116	278352	107
<b>Segment</b>									
1/2011	SW 4	W17	TR	800	505003	103702	505025	139257	59
1/2011	SW 4	W17	TR	5450	505003	103702	505026	139258	123
1/2011	SW 4	W17	TR	104845	505003	103702	505025	139257	289
1/2011	SW 4	W17	TR	106460	505003	103702	505021	139253	75
<b>Segment</b>									
1/2011	SW 4	W17	TR	800	505003	103702	505025	139257	12,338
1/2011	SW 4	W17	TR	5450	505003	103702	505026	139258	68,324
1/2011	SW 4	W17	TR	104845	505003	103702	505025	139257	7,223
1/2011	SW 4	W17	TR	106460	505003	103702	505021	139253	10,943



**ANR Pipeline Company  
Transportation Services  
Fuel By Route Analysis**

Reporting Year: January - December 2011  
Production Period: 01/2011

<u>Production Period</u>	<u>Receipt Segment</u>	<u>Delivery Segment</u>	<u>Service Class</u>	<u>Svc Req Contract</u>	<u>Receipt Location</u>	<u>Receipt Loc Prop</u>	<u>Delivery Location</u>	<u>Delivery Loc Prop</u>	<u>Fuel Quantity</u>
1/2011	SW 4	W17	TR	107873	505003	103702	505023	139255	6,706
1/2011	SW 4	W17	TR	107873	505003	103702	521172	28846	8,143
1/2011	SW 4	W17	TR	107893	505003	103702	505024	139256	7,967
1/2011	SW 4	W17	TR	108268	505003	103702	505016	139248	10,106
1/2011	SW 4	W17	TR	108863	505003	103702	521392	28730	403
1/2011	SW 4	W17	TR	109665	505003	103702	521370	28788	155
1/2011	SW 4	W17	TR	109975	505003	103702	521172	28846	471
1/2011	SW 4	W17	TR	109975	505003	103702	521250	28841	251
1/2011	SW 4	W17	TR	109975	505003	103702	521784	28720	756
1/2011	SW 4	W17	TR	109975	505003	103702	523034	384136	8,637
1/2011	SW 4	W17	TR	110889	505003	103702	521034	183670	5,026
1/2011	SW 4	W17	TR	110956	505003	103702	521172	28846	104
1/2011	SW 4	W17	TR	110956	505003	103702	521250	28841	1,415
1/2011	SW 4	W17	TR	110970	505003	103702	521784	28720	11
1/2011	SW 4	W17	TR	112883	505003	103702	505024	139256	5,611
1/2011	SW 4	W17	TR	112891	505003	103702	505023	139255	10,168
1/2011	SW 4	W17	TR	112923	505003	103702	505023	139255	15,376
1/2011	SW 4	W17	TR	112924	505003	103702	505024	139256	8,153
1/2011	SW 4	W17	TR	113238	505003	103702	521814	36934	992
1/2011	SW 4	W17	TR	114497	505003	103702	521012	40226	55
1/2011	SW 4	W17	TR	114497	505003	103702	521172	28846	2,302
1/2011	SW 4	W17	TR	114497	505003	103702	521174	28778	55
1/2011	SW 4	W17	TR	114497	505003	103702	521204	28672	96
1/2011	SW 4	W17	TR	114497	505003	103702	521210	28828	32
1/2011	SW 4	W17	TR	114497	505003	103702	521240	28759	60
1/2011	SW 4	W17	TR	114497	505003	103702	521266	28702	671
1/2011	SW 4	W17	TR	114497	505003	103702	521314	28661	111
1/2011	SW 4	W17	TR	114497	505003	103702	521350	28660	208
1/2011	SW 4	W17	TR	114497	505003	103702	521374	28662	73
1/2011	SW 4	W17	TR	114497	505003	103702	521814	36934	386
1/2011	SW 4	W17	TR	114497	505003	103702	523034	384136	101
1/2011	SW 4	W17	TR	114497	505003	103702	523035	387791	326
1/2011	SW 4	W17	TR	115269	505003	103702	505437	395744	25,279

**ANR Pipeline Company  
Transportation Services  
Fuel By Route Analysis**

Reporting Year: *January - December 2011*  
 Production Period: *01/2011*

<u>Production Period</u>	<u>Receipt Segment</u>	<u>Delivery Segment</u>	<u>Service Class</u>	<u>Svc Req Contract</u>	<u>Receipt Location</u>	<u>Receipt Loc Prop</u>	<u>Delivery Location</u>	<u>Delivery Loc Prop</u>	<u>Fuel Quantity</u>
1/2011	SW 4	W17	TR	117668	505003	103702	510041	11661	7,533
1/2011	SW 4	W17	TR	117754	505003	103702	521316	28831	707
1/2011	SW 4	W17	TR	117958	505003	103702	523032	384134	87
1/2011	SW 4	W17	TR	118070	505003	103702	521784	28720	298
1/2011	SW 4	W17	TS	108864	505003	103702	521392	28730	1,774
1/2011	SW 4	W17	TS	108872	505003	103702	521396	150407	496
	<b>Segment</b>								<b>229,929</b>
1/2011	W17	ME3	TR	113025	510041	11661	520027	295956	18
1/2011	W17	ME3	TR	113120	510033	28873	520027	295956	364
	<b>Segment</b>								<b>382</b>
1/2011	W17	M17	TR	110899	510041	11661	521008	11616	86
1/2011	W17	M17	TR	110899	510041	11661	523008	312117	42
1/2011	W17	M17	TR	111456	510033	28873	505108	243097	25
1/2011	W17	M17	TR	111456	510033	28873	521008	11616	250
1/2011	W17	M17	TR	111456	510033	28873	521636	22992	125
1/2011	W17	M17	TR	111481	510033	28873	521008	11616	305
1/2011	W17	M17	TR	111718	510033	28873	521008	11616	91
1/2011	W17	M17	TR	111721	510041	11661	521008	11616	3
1/2011	W17	M17	TR	111910	510041	11661	521008	11616	344
1/2011	W17	M17	TR	111910	510041	11661	521098	108641	190
1/2011	W17	M17	TR	111910	510041	11661	523008	312117	116
1/2011	W17	M17	TR	112059	510041	11661	521008	11616	195
1/2011	W17	M17	TR	112059	510041	11661	521098	108641	11
1/2011	W17	M17	TR	112059	510041	11661	523008	312117	82
1/2011	W17	M17	TR	112165	510041	11661	521636	22992	3,782
1/2011	W17	M17	TR	112565	523032	384134	505038	153808	61
1/2011	W17	M17	TR	112583	510033	28873	521008	11616	72
1/2011	W17	M17	TR	113025	510041	11661	521008	11616	127
1/2011	W17	M17	TR	113025	510041	11661	521080	138675	97
1/2011	W17	M17	TR	113025	510041	11661	521116	42078	31
1/2011	W17	M17	TR	113025	510041	11661	523008	312117	25
1/2011	W17	M17	TR	113029	510041	11661	505108	243097	15

**ANR Pipeline Company  
Transportation Services  
Fuel By Route Analysis**

Reporting Year: January - December 2011  
Production Period: 01/2011

<u>Production Period</u>	<u>Receipt Segment</u>	<u>Delivery Segment</u>	<u>Service Class</u>	<u>Svc Req Contract</u>	<u>Receipt Location</u>	<u>Receipt Loc Prop</u>	<u>Delivery Location</u>	<u>Delivery Loc Prop</u>	<u>Fuel Quantity</u>
1/2011	W17	M17	TR	113029	510041	11661	521008	11616	152
1/2011	W17	M17	TR	113029	510041	11661	521098	108641	120
1/2011	W17	M17	TR	113029	510041	11661	521636	22992	92
1/2011	W17	M17	TR	113029	510041	11661	523008	312117	78
1/2011	W17	M17	TR	113038	510033	28873	521074	40470	230
1/2011	W17	M17	TR	113038	510033	28873	521116	42078	5
1/2011	W17	M17	TR	113038	510033	28873	521118	11578	57
1/2011	W17	M17	TR	113038	510033	28873	521120	11795	23
1/2011	W17	M17	TR	113038	510033	28873	521122	11751	129
1/2011	W17	M17	TR	113038	510033	28873	521124	11562	77
1/2011	W17	M17	TR	113038	510033	28873	521138	11680	132
1/2011	W17	M17	TR	113038	510033	28873	521140	11749	44
1/2011	W17	M17	TR	113038	510033	28873	521142	40477	11
1/2011	W17	M17	TR	113038	510033	28873	521144	11580	52
1/2011	W17	M17	TR	113038	510033	28873	521152	11589	52
1/2011	W17	M17	TR	113038	510033	28873	521156	11572	132
1/2011	W17	M17	TR	113038	510033	28873	521162	11748	96
1/2011	W17	M17	TR	113038	510033	28873	521564	40185	11
1/2011	W17	M17	TR	113038	510033	28873	521636	22992	12
1/2011	W17	M17	TR	113038	510033	28873	521670	40468	218
1/2011	W17	M17	TR	113038	510041	11661	521074	40470	14
1/2011	W17	M17	TR	113040	510033	28873	501136	104776	66
1/2011	W17	M17	TR	113040	510033	28873	521622	110850	44
1/2011	W17	M17	TR	113040	510041	11661	521116	42078	1
1/2011	W17	M17	TR	113040	510041	11661	521622	110850	23
1/2011	W17	M17	TR	113040	510041	11661	521932	138744	18
1/2011	W17	M17	TR	113041	510033	28873	521008	11616	6
1/2011	W17	M17	TR	113041	510033	28873	521074	40470	12
1/2011	W17	M17	TR	113041	510033	28873	521116	42078	135
1/2011	W17	M17	TR	113041	510033	28873	521118	11578	271
1/2011	W17	M17	TR	113041	510033	28873	521122	11751	2
1/2011	W17	M17	TR	113041	510033	28873	521124	11562	61
1/2011	W17	M17	TR	113041	510033	28873	521138	11680	42

**ANR Pipeline Company  
Transportation Services  
Fuel By Route Analysis**

VASCR351

Reporting Year: January - December 2011  
Production Period: 01/2011

<u>Production Period</u>	<u>Receipt Segment</u>	<u>Delivery Segment</u>	<u>Service Class</u>	<u>Svc Req Contract</u>	<u>Receipt Location</u>	<u>Receipt Loc Prop</u>	<u>Delivery Location</u>	<u>Delivery Loc Prop</u>	<u>Fuel Quantity</u>
1/2011	W17	MI7	TR	113041	510033	28873	521142	40477	17
1/2011	W17	MI7	TR	113041	510033	28873	521144	11580	15
1/2011	W17	MI7	TR	113041	510033	28873	521160	11590	20
1/2011	W17	MI7	TR	113041	510033	28873	521162	11748	28
1/2011	W17	MI7	TR	113041	510033	28873	521622	110850	24
1/2011	W17	MI7	TR	113041	510033	28873	521636	22992	19
1/2011	W17	MI7	TR	113041	510033	28873	521670	40468	2
1/2011	W17	MI7	TR	113041	510033	28873	521932	138744	86
1/2011	W17	MI7	TR	113041	510033	28873	521942	198847	234
1/2011	W17	MI7	TR	113041	510033	28873	521948	4492	43
1/2011	W17	MI7	TR	113041	510033	28873	521962	139401	4
1/2011	W17	MI7	TR	113041	510033	28873	523052	467243	36
1/2011	W17	MI7	TR	113120	510033	28873	521008	11616	122
1/2011	W17	MI7	TR	113364	510006	28808	505038	153808	123
1/2011	W17	MI7	TR	113533	510033	28873	505108	243097	20
1/2011	W17	MI7	TR	113533	510033	28873	521008	11616	482
1/2011	W17	MI7	TR	113533	510033	28873	521636	22992	184
1/2011	W17	MI7	TR	113679	510033	28873	501136	104776	15
1/2011	W17	MI7	TR	114490	510033	28873	521008	11616	31
1/2011	W17	MI7	TR	115823	510041	11661	505038	153808	74
1/2011	W17	MI7	TR	115823	510041	11661	521008	11616	105
1/2011	W17	MI7	TR	115823	510041	11661	521636	22992	114
1/2011	W17	MI7	TR	115823	510041	11661	523008	312117	51
1/2011	W17	MI7	TR	115828	510033	28873	521008	11616	809
1/2011	W17	MI7	TR	115828	510033	28873	521116	42078	253
1/2011	W17	MI7	TR	115828	510033	28873	521622	110850	88
1/2011	W17	MI7	TR	115828	510033	28873	523008	312117	151
1/2011	W17	MI7	TR	115828	510041	11661	505038	153808	38
1/2011	W17	MI7	TR	115828	510041	11661	521008	11616	269
1/2011	W17	MI7	TR	115828	510041	11661	521622	110850	45
1/2011	W17	MI7	TR	115828	510041	11661	521636	22992	12
1/2011	W17	MI7	TR	115828	510041	11661	521962	139401	124
1/2011	W17	MI7	TR	115828	510041	11661	523008	312117	1

**ANR Pipeline Company  
Transportation Services  
Fuel By Route Analysis**

Reporting Year: January - December 2011  
Production Period: 01/2011

<u>Production Period</u>	<u>Receipt Segment</u>	<u>Delivery Segment</u>	<u>Service Class</u>	<u>Svc Req Contract</u>	<u>Receipt Location</u>	<u>Receipt Loc Prop</u>	<u>Delivery Location</u>	<u>Delivery Loc Prop</u>	<u>Fuel Quantity</u>
1/2011	W17	MI7	TR	115957	523032	384134	505038	153808	17
1/2011	W17	MI7	TR	116043	510041	11661	521008	11616	52
1/2011	W17	MI7	TR	116344	510033	28873	505037	139395	558
1/2011	W17	MI7	TR	117602	510033	28873	505038	153808	188
1/2011	W17	MI7	TR	117602	510033	28873	505108	243097	101
1/2011	W17	MI7	TR	117602	510033	28873	510005	246067	32
1/2011	W17	MI7	TR	117602	510033	28873	521008	11616	19
1/2011	W17	MI7	TR	117602	510033	28873	521080	138675	49
1/2011	W17	MI7	TR	117602	510033	28873	521116	42078	302
1/2011	W17	MI7	TR	117602	510033	28873	521985	278172	61
1/2011	W17	MI7	TR	117602	510033	28873	523025	338685	54
1/2011	W17	MI7	TR	117610	510033	28873	521008	11616	172
1/2011	W17	MI7	TR	117610	510033	28873	521116	42078	221
1/2011	W17	MI7	TR	117902	510033	28873	505038	153808	6
1/2011	W17	MI7	TR	117902	510033	28873	521138	11680	21
1/2011	W17	MI7	TR	117902	510033	28873	521156	11572	36
1/2011	W17	MI7	TR	118012	510041	11661	521008	11616	748
1/2011	W17	MI7	TR	118012	510041	11661	521116	42078	30
1/2011	W17	MI7	TR	118012	510041	11661	521636	22992	64
1/2011	W17	MI7	TR	118066	510041	11661	505108	243097	59
1/2011	W17	MI7	TR	118066	510041	11661	521008	11616	732
1/2011	W17	MI7	TR	118066	510041	11661	521116	42078	715
1/2011	W17	MI7	TR	118066	510041	11661	521636	22992	2,276
1/2011	W17	MI7	TR	118071	510041	11661	505038	153808	30
1/2011	W17	MI7	TR	118071	510041	11661	521008	11616	120
1/2011	W17	MI7	TR	118071	510041	11661	521116	42078	120
1/2011	W17	MI7	TR	118071	510041	11661	521636	22992	120
1/2011	W17	MI7	TR	118085	510033	28873	521116	42078	20
1/2011	W17	MI7	TS	106539	521172	28846	505038	153808	9
1/2011	W17	MI7	TS	106539	521250	28841	505038	153808	15
1/2011	W17	MI7	TS	106539	521784	28720	505038	153808	8
1/2011	W17	W17	TR	107784	510033	28873	505023	139255	879
1/2011	W17	W17	TR	107784	510033	28873	505023	139255	19,087

**ANR Pipeline Company  
Transportation Services  
Fuel By Route Analysis**

Reporting Year: January - December 2011  
Production Period: 01/2011

<u>Production Period</u>	<u>Receipt Segment</u>	<u>Delivery Segment</u>	<u>Service Class</u>	<u>Svc Req Contract</u>	<u>Receipt Location</u>	<u>Receipt Loc Prop</u>	<u>Delivery Location</u>	<u>Delivery Loc Prop</u>	<u>Fuel Quantity</u>
1/2011	W17	W17	TR	107873	510033	28873	505023	139255	559
1/2011	W17	W17	TR	107877	510033	28873	505023	139255	58
1/2011	W17	W17	TR	107896	510033	28873	505024	139256	1,942
1/2011	W17	W17	TR	108014	510033	28873	505023	139255	2,284
1/2011	W17	W17	TR	109610	510033	28873	521392	28730	31
1/2011	W17	W17	TR	109893	510033	28873	521676	100052	58
1/2011	W17	W17	TR	109893	510033	28873	523034	384136	23
1/2011	W17	W17	TR	109974	521250	28841	521172	28846	1
1/2011	W17	W17	TR	109974	521784	28720	521250	28841	5
1/2011	W17	W17	TR	109974	521784	28720	523034	384136	3
1/2011	W17	W17	TR	109974	523034	384136	521172	28846	6
1/2011	W17	W17	TR	109974	523034	384136	521784	28720	15
1/2011	W17	W17	TR	110204	510041	11661	521012	40226	62
1/2011	W17	W17	TR	111000	510033	28873	521794	28870	62
1/2011	W17	W17	TR	111061	510033	28873	521330	28761	372
1/2011	W17	W17	TR	111067	510033	28873	521172	28846	93
1/2011	W17	W17	TR	111972	510041	11661	521012	40226	155
1/2011	W17	W17	TR	112583	510033	28873	521314	28661	3
1/2011	W17	W17	TR	112583	510033	28873	523035	387791	55
1/2011	W17	W17	TR	112846	510033	28873	521266	28702	93
1/2011	W17	W17	TR	112958	510033	28873	523047	444972	217
1/2011	W17	W17	TR	113025	510041	11661	521012	40226	233
1/2011	W17	W17	TR	113025	510041	11661	521168	28834	14
1/2011	W17	W17	TR	113025	510041	11661	521174	28778	145
1/2011	W17	W17	TR	113025	510041	11661	521178	28883	149
1/2011	W17	W17	TR	113025	510041	11661	521186	42139	104
1/2011	W17	W17	TR	113025	510041	11661	521188	28862	220
1/2011	W17	W17	TR	113025	510041	11661	521196	28771	348
1/2011	W17	W17	TR	113025	510041	11661	521210	28828	5
1/2011	W17	W17	TR	113025	510041	11661	521246	28844	456
1/2011	W17	W17	TR	113025	510041	11661	521262	36868	127
1/2011	W17	W17	TR	113025	510041	11661	521266	28702	107
1/2011	W17	W17	TR	113025	510041	11661	521288	28670	28

**ANR Pipeline Company  
Transportation Services  
Fuel By Route Analysis**

Reporting Year: January - December 2011  
Production Period: 01/2011

<u>Production Period</u>	<u>Receipt Segment</u>	<u>Delivery Segment</u>	<u>Service Class</u>	<u>Svc Req Contract</u>	<u>Receipt Location</u>	<u>Receipt Loc Prop</u>	<u>Delivery Location</u>	<u>Delivery Loc Prop</u>	<u>Fuel Quantity</u>
1/2011	W17	W17	TR	113025	510041	11661	521298	28736	118
1/2011	W17	W17	TR	113025	510041	11661	521314	28661	1,599
1/2011	W17	W17	TR	113025	510041	11661	521322	28868	8
1/2011	W17	W17	TR	113025	510041	11661	521344	28734	95
1/2011	W17	W17	TR	113025	510041	11661	521676	100052	121
1/2011	W17	W17	TR	113025	510041	11661	521784	28720	459
1/2011	W17	W17	TR	113025	510041	11661	523034	384136	164
1/2011	W17	W17	TR	113038	510033	28873	521172	28846	52
1/2011	W17	W17	TR	113181	510033	28873	521266	28702	61
1/2011	W17	W17	TR	113181	510033	28873	523032	384134	170
1/2011	W17	W17	TR	113181	510041	11661	521266	28702	41
1/2011	W17	W17	TR	113945	510041	11661	521786	28798	23
1/2011	W17	W17	TR	113969	510041	11661	521172	28846	1
1/2011	W17	W17	TR	113969	510041	11661	521174	28778	7
1/2011	W17	W17	TR	113975	510041	11661	521370	28788	31
1/2011	W17	W17	TR	113985	510041	11661	521300	28739	61
1/2011	W17	W17	TR	113987	510041	11661	521172	28846	45
1/2011	W17	W17	TR	113987	510041	11661	521266	28702	25
1/2011	W17	W17	TR	113988	510041	11661	521298	28736	60
1/2011	W17	W17	TR	113992	510041	11661	521386	174791	31
1/2011	W17	W17	TR	113994	510041	11661	521784	28720	62
1/2011	W17	W17	TR	113998	510041	11661	521200	28679	31
1/2011	W17	W17	TR	113999	510041	11661	521230	28819	31
1/2011	W17	W17	TR	114000	510041	11661	521174	28778	144
1/2011	W17	W17	TR	114002	510041	11661	521248	28811	62
1/2011	W17	W17	TR	114003	510041	11661	521238	28836	31
1/2011	W17	W17	TR	114004	510041	11661	521012	40226	92
1/2011	W17	W17	TR	114005	510041	11661	521676	100052	155
1/2011	W17	W17	TR	114007	510041	11661	521168	28834	401
1/2011	W17	W17	TR	114008	510033	28873	521324	28794	31
1/2011	W17	W17	TR	114009	510033	28873	521178	28883	31
1/2011	W17	W17	TR	114013	510033	28873	523047	444972	124
1/2011	W17	W17	TR	114015	510033	28873	521266	28702	186

**ANR Pipeline Company  
Transportation Services  
Fuel By Route Analysis**

Reporting Year: January - December 2011  
 Production Period: 01/2011

<u>Production Period</u>	<u>Receipt Segment</u>	<u>Delivery Segment</u>	<u>Service Class</u>	<u>Svc Req Contract</u>	<u>Receipt Location</u>	<u>Receipt Loc Prop</u>	<u>Delivery Location</u>	<u>Delivery Loc Prop</u>	<u>Fuel Quantity</u>
1/2011	W17	W17	TR	114130	510033	28873	521172	28846	30
1/2011	W17	W17	TR	114490	510041	11661	523035	387791	31
1/2011	W17	W17	TR	114497	510033	28873	523035	387791	99
1/2011	W17	W17	TR	114671	510033	28873	521266	28702	270
1/2011	W17	W17	TR	115064	510041	11661	521172	28846	372
1/2011	W17	W17	TR	115064	510041	11661	521310	28743	401
1/2011	W17	W17	TR	115064	510041	11661	521676	100052	558
1/2011	W17	W17	TR	115828	510041	11661	521314	28661	153
1/2011	W17	W17	TR	116343	510033	28873	505016	139248	6,665
1/2011	W17	W17	TR	116580	510041	11661	521188	28862	94
1/2011	W17	W17	TR	116580	510041	11661	521190	28825	462
1/2011	W17	W17	TR	116580	510041	11661	521196	28771	30
1/2011	W17	W17	TR	116580	510041	11661	521230	28819	40
1/2011	W17	W17	TR	116580	510041	11661	521370	28788	714
1/2011	W17	W17	TR	116580	510041	11661	521372	11703	14
1/2011	W17	W17	TR	117598	510041	11661	521172	28846	32
1/2011	W17	W17	TR	117598	510041	11661	521174	28778	4
1/2011	W17	W17	TR	117598	510041	11661	521176	28859	2
1/2011	W17	W17	TR	117598	510041	11661	521188	28862	2
1/2011	W17	W17	TR	117598	510041	11661	521190	28825	31
1/2011	W17	W17	TR	117598	510041	11661	521200	28679	35
1/2011	W17	W17	TR	117598	510041	11661	521202	28682	27
1/2011	W17	W17	TR	117598	510041	11661	521204	28672	14
1/2011	W17	W17	TR	117598	510041	11661	521210	28828	40
1/2011	W17	W17	TR	117598	510041	11661	521214	40197	39
1/2011	W17	W17	TR	117598	510041	11661	521218	28865	91
1/2011	W17	W17	TR	117598	510041	11661	521222	28765	2
1/2011	W17	W17	TR	117598	510041	11661	521226	28881	44
1/2011	W17	W17	TR	117598	510041	11661	521240	28759	21
1/2011	W17	W17	TR	117598	510041	11661	521242	139405	29
1/2011	W17	W17	TR	117598	510041	11661	521248	28811	8
1/2011	W17	W17	TR	117598	510041	11661	521262	36868	6
1/2011	W17	W17	TR	117598	510041	11661	521266	28702	8



**ANR Pipeline Company  
Transportation Services  
Fuel By Route Analysis**

Reporting Year: January - December 2011  
Production Period: 01/2011

<u>Production Period</u>	<u>Receipt Segment</u>	<u>Delivery Segment</u>	<u>Service Class</u>	<u>Svc Req Contract</u>	<u>Receipt Location</u>	<u>Receipt Loc Prop</u>	<u>Delivery Location</u>	<u>Delivery Loc Prop</u>	<u>Fuel Quantity</u>
1/2011	W17	W17	TR	117598	510041	11661	521268	40497	60
1/2011	W17	W17	TR	117598	510041	11661	521270	28676	31
1/2011	W17	W17	TR	117598	510041	11661	521298	28736	6
1/2011	W17	W17	TR	117598	510041	11661	521302	28747	32
1/2011	W17	W17	TR	117598	510041	11661	521314	28661	7
1/2011	W17	W17	TR	117598	510041	11661	521316	28831	38
1/2011	W17	W17	TR	117598	510041	11661	521318	28829	31
1/2011	W17	W17	TR	117598	510041	11661	521320	28740	38
1/2011	W17	W17	TR	117598	510041	11661	521322	28868	21
1/2011	W17	W17	TR	117598	510041	11661	521336	28738	18
1/2011	W17	W17	TR	117598	510041	11661	521344	28734	13
1/2011	W17	W17	TR	117598	510041	11661	521374	28662	12
1/2011	W17	W17	TR	117598	510041	11661	521386	174791	35
1/2011	W17	W17	TR	117598	510041	11661	521392	28730	19
1/2011	W17	W17	TR	117598	510041	11661	521676	100052	10
1/2011	W17	W17	TR	117598	510041	11661	521758	28855	27
1/2011	W17	W17	TR	117598	510041	11661	521814	36934	19
1/2011	W17	W17	TR	117598	510041	11661	523047	444972	30
1/2011	W17	W17	TR	117602	510033	28873	505026	139258	1,265
1/2011	W17	W17	TR	117602	510033	28873	521012	40226	27
1/2011	W17	W17	TR	117602	510033	28873	521172	28846	873
1/2011	W17	W17	TR	117602	510033	28873	521174	28778	12
1/2011	W17	W17	TR	117602	510033	28873	521204	28672	87
1/2011	W17	W17	TR	117602	510033	28873	521210	28828	10
1/2011	W17	W17	TR	117602	510033	28873	521218	28865	2
1/2011	W17	W17	TR	117602	510033	28873	521240	28759	67
1/2011	W17	W17	TR	117602	510033	28873	521266	28702	385
1/2011	W17	W17	TR	117602	510033	28873	521268	40497	3
1/2011	W17	W17	TR	117602	510033	28873	521314	28661	119
1/2011	W17	W17	TR	117602	510033	28873	521350	28660	168
1/2011	W17	W17	TR	117602	510033	28873	521374	28662	95
1/2011	W17	W17	TR	117602	510033	28873	521814	36934	323
1/2011	W17	W17	TR	117602	510033	28873	523034	384136	91

**ANR Pipeline Company  
Transportation Services  
Fuel By Route Analysis**

Reporting Year: January - December 2011  
Production Period: 01/2011

<u>Production Period</u>	<u>Receipt Segment</u>	<u>Delivery Segment</u>	<u>Service Class</u>	<u>Svc Req Contract</u>	<u>Receipt Location</u>	<u>Receipt Loc Prop</u>	<u>Delivery Location</u>	<u>Delivery Loc Prop</u>	<u>Fuel Quantity</u>
1/2011	W17	W17	TR	117602	510033	28873	523035	387791	69
1/2011	W17	W17	TR	117609	510033	28873	505026	139258	1,900
1/2011	W17	W17	TR	117610	510033	28873	510041	11661	31
1/2011	W17	W17	TR	117610	510033	28873	521322	28868	428
1/2011	W17	W17	TR	117696	510033	28873	521314	28661	261
1/2011	W17	W17	TR	117696	510041	11661	521314	28661	29
1/2011	W17	W17	TR	117749	510033	28873	521324	28794	1,017
1/2011	W17	W17	TR	117749	510041	11661	521370	28788	1,891
1/2011	W17	W17	TR	117778	510041	11661	521178	28883	516
1/2011	W17	W17	TR	117778	510041	11661	521240	28759	20
1/2011	W17	W17	TR	117778	510041	11661	521370	28788	864
1/2011	W17	W17	TR	117778	510041	11661	521372	11703	7
1/2011	W17	W17	TR	117902	510033	28873	521266	28702	57
1/2011	W17	W17	TR	117902	510033	28873	523032	384134	307
1/2011	W17	W17	TR	117919	510033	28873	523047	44972	1
1/2011	W17	W17	TR	118085	510033	28873	521266	28702	15
1/2011	W17	W17	TR	118091	510033	28873	521266	28702	31
1/2011	W17	W17	TR	118091	510033	28873	523032	384134	31
1/2011	W17	W17	TR	118091	510041	11661	521266	28702	244

**Segment**

**Total for 01/2011**

**35,528**

**2,268,548**

**ANR Pipeline Company  
Transportation Services  
Fuel By Route Analysis**

VASCR351

Reporting Year: January - December 2011  
Production Period: 02/2011

Production Period	Production Segment	Receipt Segment	Delivery Segment	Service Class	Svc Req Contract	Receipt Location	Receipt Loc Prop	Delivery Location	Delivery Loc Prop	Fuel Quantity
2/2011	ME 2	ME 2	ME 2	TR	105508	513066	702777	523069	1055519	159
2/2011	ME 2	ME 2	ME 2	TR	112842	505226	153719	521644	274229	8
2/2011	ME 2	ME 2	ME 2	TR	116080	513087	924935	521668	22975	339
		<b>Segment</b>								<b>506</b>
2/2011	ME 3	ME 2	ME 3	TR	110899	513084	803184	521620	16118	5,907
2/2011	ME 3	ME 2	ME 3	TR	110899	513084	803184	521626	40184	1,706
2/2011	ME 3	ME 2	ME 3	TR	110899	513090	927982	521552	16265	2,968
2/2011	ME 3	ME 2	ME 3	TR	110899	513090	927982	521620	16118	4,284
2/2011	ME 3	ME 2	ME 3	TR	113528	513066	702777	520024	21906	4,971
2/2011	ME 3	ME 2	ME 3	TR	113528	513083	803183	520024	21906	5,664
2/2011	ME 3	ME 2	ME 3	TR	113528	513087	924935	520024	21906	155
2/2011	ME 3	ME 2	ME 3	TR	114490	513066	702777	521620	16118	376
2/2011	ME 3	ME 2	ME 3	TR	116043	513084	803184	520014	261713	282
2/2011	ME 3	ME 2	ME 3	TR	116043	513084	803184	521620	16118	1,395
2/2011	ME 3	ME 2	ME 3	TR	116043	513084	803184	521626	40184	1,416
2/2011	ME 3	ME 2	ME 3	TR	117813	513084	803184	521552	16265	1,096
2/2011	ME 3	ME 2	ME 3	TR	117987	513084	803184	520024	21906	266
2/2011	ME 3	ME 2	ME 3	TR	117987	513084	803184	521626	40184	493
2/2011	ME 3	ME 2	ME 3	TR	118116	513087	924935	521010	40186	80
2/2011	ME 3	ME 2	ME 3	TR	118116	513087	924935	521626	40184	186
2/2011	ME 3	ME 2	ME 3	TR	118124	513065	693715	521010	40186	226
2/2011	ME 3	ME 2	ME 3	TR	118124	513065	693715	521092	4475	304
2/2011	ME 3	ME 2	ME 3	TR	118124	513065	693715	521528	4351	85
2/2011	ME 3	ME 2	ME 3	TR	118124	513065	693715	521620	16118	181
2/2011	ME 3	ME 2	ME 3	TR	118124	513065	693715	521626	40184	388
2/2011	ME 3	ME 2	ME 3	TR	118124	513087	924935	521626	40184	52
		<b>Segment</b>								<b>32,481</b>
2/2011	ME 2	ME 2	MI 7	TR	106308	521594	20666	505038	153808	169
2/2011	ME 2	ME 2	MI 7	TR	110899	513084	803184	521962	139401	26
2/2011	ME 2	ME 2	MI 7	TR	112425	513065	693715	521116	42078	157
2/2011	ME 2	ME 2	MI 7	TR	112583	513066	702777	505038	153808	56
2/2011	ME 2	ME 2	MI 7	TR	112583	513066	702777	521074	40470	1,067

**ANR Pipeline Company  
Transportation Services  
Fuel By Route Analysis**

Reporting Year: January - December 2011  
 Production Period: 02/2011

<u>Production Period</u>	<u>Receipt Segment</u>	<u>Delivery Segment</u>	<u>Service Class</u>	<u>Svc Req Contract</u>	<u>Receipt Location</u>	<u>Receipt Loc Prop</u>	<u>Delivery Location</u>	<u>Delivery Loc Prop</u>	<u>Fuel Quantity</u>
2/2011	ME 2	MI 7	TR	112583	513066	702777	521116	42078	855
2/2011	ME 2	MI 7	TR	112583	513066	702777	521118	11578	155
2/2011	ME 2	MI 7	TR	112583	513066	702777	521122	11751	70
2/2011	ME 2	MI 7	TR	112583	513066	702777	521124	11562	389
2/2011	ME 2	MI 7	TR	112583	513066	702777	521132	11563	60
2/2011	ME 2	MI 7	TR	112583	513066	702777	521138	11680	950
2/2011	ME 2	MI 7	TR	112583	513066	702777	521142	40477	497
2/2011	ME 2	MI 7	TR	112583	513066	702777	521144	11580	790
2/2011	ME 2	MI 7	TR	112583	513066	702777	521146	11785	386
2/2011	ME 2	MI 7	TR	112583	513066	702777	521154	11574	396
2/2011	ME 2	MI 7	TR	112583	513066	702777	521158	11581	479
2/2011	ME 2	MI 7	TR	112583	513066	702777	521162	11748	245
2/2011	ME 2	MI 7	TR	112583	513066	702777	521636	22992	401
2/2011	ME 2	MI 7	TR	112583	513066	702777	521670	40468	129
2/2011	ME 2	MI 7	TR	112583	513066	702777	521962	139401	393
2/2011	ME 2	MI 7	TR	112583	513083	803183	521008	11616	65
2/2011	ME 2	MI 7	TR	112583	513083	803183	521074	40470	491
2/2011	ME 2	MI 7	TR	112583	513083	803183	521116	42078	1,535
2/2011	ME 2	MI 7	TR	112583	513083	803183	521118	11578	72
2/2011	ME 2	MI 7	TR	112583	513083	803183	521122	11751	24
2/2011	ME 2	MI 7	TR	112583	513083	803183	521132	11563	20
2/2011	ME 2	MI 7	TR	112583	513083	803183	521138	11680	32
2/2011	ME 2	MI 7	TR	112583	513083	803183	521142	40477	270
2/2011	ME 2	MI 7	TR	112583	513083	803183	521144	11580	286
2/2011	ME 2	MI 7	TR	112583	513083	803183	521146	11785	118
2/2011	ME 2	MI 7	TR	112583	513083	803183	521154	11574	209
2/2011	ME 2	MI 7	TR	112583	513083	803183	521158	11581	310
2/2011	ME 2	MI 7	TR	112583	513083	803183	521162	11748	106
2/2011	ME 2	MI 7	TR	112583	513083	803183	521670	40468	32
2/2011	ME 2	MI 7	TR	112583	513083	803183	521962	139401	629
2/2011	ME 2	MI 7	TR	112583	513087	924935	521074	40470	13
2/2011	ME 2	MI 7	TR	112583	513087	924935	521636	22992	62
2/2011	ME 2	MI 7	TR	114490	513066	702777	521098	108641	3,955

**ANR Pipeline Company  
Transportation Services  
Fuel By Route Analysis**

Reporting Year: January - December 2011  
Production Period: 02/2011

<u>Production Period</u>	<u>Receipt Segment</u>	<u>Delivery Segment</u>	<u>Service Class</u>	<u>Svc Req Contract</u>	<u>Receipt Location</u>	<u>Receipt Loc Prop</u>	<u>Delivery Location</u>	<u>Delivery Loc Prop</u>	<u>Fuel Quantity</u>
2/2011	ME 2	MI 7	TR	114490	513083	803183	521098	108641	5,137
2/2011	ME 2	MI 7	TR	114490	513087	924935	521098	108641	149
2/2011	ME 2	MI 7	TR	114781	513066	702777	521008	11616	8,041
2/2011	ME 2	MI 7	TR	114781	513066	702777	521016	4196	16,426
2/2011	ME 2	MI 7	TR	114781	513066	702777	521116	42078	17,997
2/2011	ME 2	MI 7	TR	114781	513066	702777	521636	22992	504
2/2011	ME 2	MI 7	TR	114781	513066	702777	521932	138744	1,524
2/2011	ME 2	MI 7	TR	115824	513084	803184	505019	139251	3,163
2/2011	ME 2	MI 7	TR	115824	513084	803184	505038	153808	484
2/2011	ME 2	MI 7	TR	115824	513084	803184	521008	11616	92
2/2011	ME 2	MI 7	TR	115824	513084	803184	521116	42078	2,425
2/2011	ME 2	MI 7	TR	115824	513084	803184	521636	22992	506
2/2011	ME 2	MI 7	TR	116043	513084	803184	521008	11616	74
2/2011	ME 2	MI 7	TR	116043	513084	803184	521098	108641	4,284
2/2011	ME 2	MI 7	TR	116043	513084	803184	521116	42078	114
2/2011	ME 2	MI 7	TR	116043	513084	803184	521622	110850	6,017
2/2011	ME 2	MI 7	TR	116043	513084	803184	521962	139401	4,457
2/2011	ME 2	MI 7	TR	117308	513065	693715	521008	11616	924
2/2011	ME 2	MI 7	TR	117329	513084	803184	521008	11616	7,950
2/2011	ME 2	MI 7	TR	117330	513084	803184	521116	42078	8,398
2/2011	ME 2	MI 7	TR	117614	513054	467676	505108	243097	6,249
2/2011	ME 2	MI 7	TR	117614	513054	467676	521116	42078	15,973
2/2011	ME 2	MI 7	TR	117614	513054	467676	521636	22992	2,750
2/2011	ME 2	MI 7	TR	117614	513066	702777	505108	243097	5,299
2/2011	ME 2	MI 7	TR	117614	513066	702777	510005	246067	222
2/2011	ME 2	MI 7	TR	117614	513066	702777	521116	42078	16,402
2/2011	ME 2	MI 7	TR	117614	513066	702777	521636	22992	1,223
2/2011	ME 2	MI 7	TR	117614	513087	924935	521116	42078	1,540
2/2011	ME 2	MI 7	TR	117659	513054	467676	521116	42078	462
2/2011	ME 2	MI 7	TR	117659	513066	702777	521116	42078	417
2/2011	ME 2	MI 7	TR	117659	513083	803183	505038	153808	126
2/2011	ME 2	MI 7	TR	117659	513083	803183	505108	243097	62
2/2011	ME 2	MI 7	TR	117659	513083	803183	521116	42078	1,043

**ANR Pipeline Company  
Transportation Services  
Fuel By Route Analysis**

Reporting Year: January - December 2011  
Production Period: 02/2011

<u>Production Period</u>	<u>Receipt Segment</u>	<u>Delivery Segment</u>	<u>Service Class</u>	<u>Svc Req Contract</u>	<u>Receipt Location</u>	<u>Receipt Loc Prop</u>	<u>Delivery Location</u>	<u>Delivery Loc Prop</u>	<u>Fuel Quantity</u>
2/2011	ME 2	MI 7	TR	117659	513084	803184	521116	42078	308
2/2011	ME 2	MI 7	TR	117659	513087	924935	521116	42078	828
2/2011	ME 2	MI 7	TR	117727	513066	702777	521588	40481	1,596
2/2011	ME 2	MI 7	TR	117727	513083	803183	521588	40481	1,254
2/2011	ME 2	MI 7	TR	117727	513087	924935	521588	40481	38
2/2011	ME 2	MI 7	TR	117764	513065	693715	521008	11616	69
2/2011	ME 2	MI 7	TR	117764	513065	693715	521116	42078	276
2/2011	ME 2	MI 7	TR	117764	513065	693715	521932	138744	1,477
2/2011	ME 2	MI 7	TR	117764	513084	803184	505038	153808	442
2/2011	ME 2	MI 7	TR	117764	513084	803184	521008	11616	19,237
2/2011	ME 2	MI 7	TR	117764	513084	803184	521116	42078	9,065
2/2011	ME 2	MI 7	TR	117764	513084	803184	521932	138744	9,748
2/2011	ME 2	MI 7	TR	117764	513087	924935	505038	153808	112
2/2011	ME 2	MI 7	TR	117764	513087	924935	521008	11616	294
2/2011	ME 2	MI 7	TR	117764	513087	924935	521116	42078	539
2/2011	ME 2	MI 7	TR	117764	513087	924935	521932	138744	392
2/2011	ME 2	MI 7	TR	117766	513084	803184	521008	11616	6,255
2/2011	ME 2	MI 7	TR	117766	513084	803184	521116	42078	381
2/2011	ME 2	MI 7	TR	117770	513084	803184	521008	11616	34,054
2/2011	ME 2	MI 7	TR	117770	513084	803184	521116	42078	2,150
2/2011	ME 2	MI 7	TR	117813	513084	803184	521098	108641	1,367
2/2011	ME 2	MI 7	TR	117978	513087	924935	505108	243097	85
2/2011	ME 2	MI 7	TR	117978	513087	924935	521116	42078	232
2/2011	ME 2	MI 7	TR	117978	513090	927982	505108	243097	2,254
2/2011	ME 2	MI 7	TR	117978	513090	927982	521008	11616	2,544
2/2011	ME 2	MI 7	TR	117978	513090	927982	521116	42078	12,378
2/2011	ME 2	MI 7	TR	117987	513084	803184	521008	11616	16,459
2/2011	ME 2	MI 7	TR	117987	513084	803184	521622	110850	206
2/2011	ME 2	MI 7	TR	118073	513054	467676	521116	42078	431
2/2011	ME 2	MI 7	TR	118073	513087	924935	505108	243097	794
2/2011	ME 2	MI 7	TR	118073	513087	924935	521008	11616	50
2/2011	ME 2	MI 7	TR	118073	513087	924935	521116	42078	200
2/2011	ME 2	MI 7	TR	118073	513090	927982	505108	243097	7,866

**ANR Pipeline Company  
Transportation Services  
Fuel By Route Analysis**

Reporting Year: January - December 2011  
Production Period: 02/2011

<u>Production Period</u>	<u>Receipt Segment</u>	<u>Delivery Segment</u>	<u>Service Class</u>	<u>Svc Req Contract</u>	<u>Receipt Location</u>	<u>Receipt Loc Prop</u>	<u>Delivery Location</u>	<u>Delivery Loc Prop</u>	<u>Fuel Quantity</u>
2/2011	ME 2	MI 7	TR	118073	513090	927982	521008	11616	8,327
2/2011	ME 2	MI 7	TR	118073	513090	927982	521116	42078	26,743
2/2011	ME 2	MI 7	TR	118113	513087	924935	505017	139249	1,792
2/2011	ME 2	MI 7	TR	118116	513087	924935	505017	139249	9,994
2/2011	ME 2	MI 7	TR	118124	513065	693715	505017	139249	4,416
2/2011	ME 2	MI 7	TR	118124	513065	693715	521008	11616	30
2/2011	ME 2	MI 7	TR	118124	513065	693715	521116	42078	402
2/2011	ME 2	MI 7	TR	118124	513065	693715	521932	138744	158
2/2011	ME 2	MI 7	TR	118124	513087	924935	505017	139249	2,292
2/2011	ME 2	MI 7	TR	118136	513062	490940	505108	243097	1,599
2/2011	ME 2	MI 7	TR	118142	513062	490940	505108	243097	477
2/2011	ME 2	MI 7	TR	118147	513087	924935	505017	139249	636
2/2011	ME 2	MI 7	TR	118195	513084	803184	505038	153808	13
2/2011	ME 2	MI 7	TR	118195	513084	803184	521116	42078	603
	<b>Segment</b>								<b>347,196</b>
2/2011	ME 2	SW 1	TR	118136	513062	490940	523062	738789	210
2/2011	ME 2	SW 1	TR	118142	513062	490940	523062	738789	420
	<b>Segment</b>								<b>630</b>
2/2011	ME 2	SW 3	TR	118136	513062	490940	522132	153896	438
	<b>Segment</b>								<b>438</b>
2/2011	ME 2	WI 7	TR	117659	513066	702777	523034	384136	79
2/2011	ME 2	WI 7	TR	117659	513083	803183	523034	384136	308
2/2011	ME 2	WI 7	TR	117659	513087	924935	523034	384136	246
	<b>Segment</b>								<b>633</b>
2/2011	ME 3	ME 3	TR	110885	513085	742252	520018	22986	1,329
2/2011	ME 3	ME 3	TR	110885	513085	742252	520027	295956	413
2/2011	ME 3	ME 3	TR	110885	513085	742252	521010	40186	1,461
2/2011	ME 3	ME 3	TR	110885	513085	742252	521032	138747	39
2/2011	ME 3	ME 3	TR	110885	513085	742252	521528	4351	13
2/2011	ME 3	ME 3	TR	110885	513085	742252	521534	138745	869
2/2011	ME 3	ME 3	TR	110885	513085	742252	521620	16118	65

**ANR Pipeline Company  
Transportation Services  
Fuel By Route Analysis**

Reporting Year: January - December 2011  
Production Period: 02/2011

<u>Production Period</u>	<u>Receipt Segment</u>	<u>Delivery Segment</u>	<u>Service Class</u>	<u>Svc Req Contract</u>	<u>Receipt Location</u>	<u>Receipt Loc Prop</u>	<u>Delivery Location</u>	<u>Delivery Loc Prop</u>	<u>Fuel Quantity</u>
2/2011	ME 3	ME 3	TR	110885	513085	742252	521626	40184	401
2/2011	ME 3	ME 3	TR	110902	513085	742252	520018	22986	753
2/2011	ME 3	ME 3	TR	111481	513085	742252	520027	295956	14
2/2011	ME 3	ME 3	TR	111719	513085	742252	521552	16265	215
2/2011	ME 3	ME 3	TR	111719	513085	742252	521626	40184	136
2/2011	ME 3	ME 3	TR	112032	513085	742252	521010	40186	60
2/2011	ME 3	ME 3	TR	113120	513085	742252	520015	108796	188
2/2011	ME 3	ME 3	TR	113120	513085	742252	520027	295956	1,602
2/2011	ME 3	ME 3	TR	113120	513085	742252	521552	16265	372
2/2011	ME 3	ME 3	TR	113120	513085	742252	521626	40184	235
2/2011	ME 3	ME 3	TR	115565	510008	38224	521986	277052	37
2/2011	ME 3	ME 3	TR	116021	513085	742252	521620	16118	760
2/2011	ME 3	ME 3	TR	116043	513085	742252	521626	40184	9
2/2011	ME 3	ME 3	TR	116816	505227	153721	521986	277052	266
2/2011	ME 3	ME 3	TR	116816	510008	38224	521986	277052	36
2/2011	ME 3	ME 3	TR	116983	505227	153721	523038	398767	65
<b>Segment</b>									
2/2011	ME 3	MI 7	TR	1700	505008	139236	505038	153808	9,338
2/2011	ME 3	MI 7	TR	15400	505032	139374	505038	153808	59
2/2011	ME 3	MI 7	TR	110885	510008	38224	505038	153808	27
2/2011	ME 3	MI 7	TR	110885	510008	38224	521008	11616	66
2/2011	ME 3	MI 7	TR	110885	513085	742252	521098	108641	41
2/2011	ME 3	MI 7	TR	110885	513085	742252	521678	140834	640
2/2011	ME 3	MI 7	TR	110902	513085	742252	521098	108641	1,797
2/2011	ME 3	MI 7	TR	110902	513085	742252	521116	42078	4,224
2/2011	ME 3	MI 7	TR	111288	505007	139235	505038	153808	704
2/2011	ME 3	MI 7	TR	111481	513085	742252	521008	11616	45
2/2011	ME 3	MI 7	TR	111481	513085	742252	521116	42078	1,114
2/2011	ME 3	MI 7	TR	111719	513085	742252	521008	11616	100
2/2011	ME 3	MI 7	TR	111719	513085	742252	521008	11616	2,284
2/2011	ME 3	MI 7	TR	111719	513085	742252	521116	42078	2,360
2/2011	ME 3	MI 7	TR	112032	510008	38224	521636	22992	101
2/2011	ME 3	MI 7	TR	112032	513085	742252	521074	40470	440
2/2011	ME 3	MI 7	TR	112032	513085	742252	521098	108641	272



**ANR Pipeline Company  
Transportation Services  
Fuel By Route Analysis**

Reporting Year: *January - December 2011*  
Production Period: **02/2011**

<u>Production Period</u>	<u>Receipt Segment</u>	<u>Delivery Segment</u>	<u>Service Class</u>	<u>Svc Req Contract</u>	<u>Receipt Location</u>	<u>Receipt Loc Prop</u>	<u>Delivery Location</u>	<u>Delivery Loc Prop</u>	<u>Fuel Quantity</u>
2/2011	ME 3	MI 7	TR	112085	505012	139240	505038	153808	357
2/2011	ME 3	MI 7	TR	112835	513085	742252	521008	11616	958
2/2011	ME 3	MI 7	TR	112835	513085	742252	521116	42078	1,320
2/2011	ME 3	MI 7	TR	113025	513085	742252	521116	42078	2,043
2/2011	ME 3	MI 7	TR	113035	513085	742252	505038	153808	792
2/2011	ME 3	MI 7	TR	113120	513085	742252	521008	11616	33
2/2011	ME 3	MI 7	TR	113120	513085	742252	521116	42078	2,873
2/2011	ME 3	MI 7	TR	113120	513085	742252	521670	40468	37
2/2011	ME 3	MI 7	TR	113533	510008	38224	505038	153808	8
2/2011	ME 3	MI 7	TR	116021	513085	742252	501136	104776	352
2/2011	ME 3	MI 7	TR	116021	513085	742252	521098	108641	420
2/2011	ME 3	MI 7	TR	116021	513085	742252	521116	42078	3,632
2/2011	ME 3	MI 7	TR	116043	513085	742252	521008	11616	2
2/2011	ME 3	MI 7	TR	116995	513085	742252	521116	42078	84
2/2011	ME 3	MI 7	TS	105412	521528	4351	505038	153808	38
2/2011	ME 3	MI 7	TS	114883	521534	138745	505038	153808	46
									<b>27,269</b>
2/2011	MI 7	ME 3	TR	1700	505018	153808	505008	139236	271
2/2011	MI 7	ME 3	TR	15400	505038	153808	505012	139374	85
2/2011	MI 7	ME 3	TR	15400	505038	153808	521534	138745	270
2/2011	MI 7	ME 3	TR	80816	505038	153808	520014	261713	20
2/2011	MI 7	ME 3	TR	109718	505038	153808	520005	15672	6,217
2/2011	MI 7	ME 3	TR	109956	511136	277072	521638	153767	336
2/2011	MI 7	ME 3	TR	110884	511158	48644	520023	28447	69
2/2011	MI 7	ME 3	TR	110884	511158	48644	520024	21906	299
2/2011	MI 7	ME 3	TR	110885	505038	153808	520018	22986	308
2/2011	MI 7	ME 3	TR	110885	505038	153808	520027	295956	128
2/2011	MI 7	ME 3	TR	110885	505038	153808	521010	40186	436
2/2011	MI 7	ME 3	TR	110885	505038	153808	521032	138747	10
2/2011	MI 7	ME 3	TR	110885	505038	153808	521534	138745	224
2/2011	MI 7	ME 3	TR	110885	505038	153808	521620	16118	27
2/2011	MI 7	ME 3	TR	110885	505038	153808	521626	40184	112
2/2011	MI 7	ME 3	TR	110889	505038	153808	521620	16118	448

**ANR Pipeline Company  
Transportation Services  
Fuel By Route Analysis**

Reporting Year: January - December 2011  
 Production Period: 02/2011

<u>Production Period</u>	<u>Receipt Segment</u>	<u>Delivery Segment</u>	<u>Service Class</u>	<u>Svc Req Contract</u>	<u>Receipt Location</u>	<u>Receipt Loc Prop</u>	<u>Delivery Location</u>	<u>Delivery Loc Prop</u>	<u>Fuel Quantity</u>
2/2011	MI 7	ME 3	TR	110902	505038	153808	520018	22986	750
2/2011	MI 7	ME 3	TR	110902	511128	139396	520018	22986	369
2/2011	MI 7	ME 3	TR	110979	505038	153808	520023	28447	120
2/2011	MI 7	ME 3	TR	110979	505038	153808	520024	21906	166
2/2011	MI 7	ME 3	TR	111288	505038	153808	505007	139235	189
2/2011	MI 7	ME 3	TR	111292	505038	153808	505007	139235	10
2/2011	MI 7	ME 3	TR	111330	505038	153808	521626	40184	2,206
2/2011	MI 7	ME 3	TR	111415	505038	153808	521626	40184	61
2/2011	MI 7	ME 3	TR	111481	505038	153808	520023	28447	72
2/2011	MI 7	ME 3	TR	111481	505038	153808	520024	21906	82
2/2011	MI 7	ME 3	TR	111481	505038	153808	520026	38843	7
2/2011	MI 7	ME 3	TR	111481	505038	153808	520027	295956	52
2/2011	MI 7	ME 3	TR	111481	510005	246067	520027	295956	6
2/2011	MI 7	ME 3	TR	111481	511136	277072	520027	295956	4
2/2011	MI 7	ME 3	TR	111719	505038	153808	521552	16265	120
2/2011	MI 7	ME 3	TR	111719	505038	153808	521626	40184	108
2/2011	MI 7	ME 3	TR	111719	511136	277072	521552	16265	16
2/2011	MI 7	ME 3	TR	111719	511136	277072	521626	40184	26
2/2011	MI 7	ME 3	TR	112032	505038	153808	521010	40186	10
2/2011	MI 7	ME 3	TR	112032	505038	153808	521626	40184	19
2/2011	MI 7	ME 3	TR	112085	505038	153808	505012	139240	3,077
2/2011	MI 7	ME 3	TR	112494	505038	153808	505238	174721	3,298
2/2011	MI 7	ME 3	TR	113025	505038	153808	520014	261713	211
2/2011	MI 7	ME 3	TR	113025	505038	153808	520024	21906	93
2/2011	MI 7	ME 3	TR	113025	505038	153808	520026	38843	156
2/2011	MI 7	ME 3	TR	113025	505108	243097	505490	755893	31
2/2011	MI 7	ME 3	TR	113025	505108	243097	520026	38843	126
2/2011	MI 7	ME 3	TR	113025	505108	243097	520027	295956	54
2/2011	MI 7	ME 3	TR	113025	511136	277072	505490	755893	63
2/2011	MI 7	ME 3	TR	113025	511136	277072	520027	295956	32
2/2011	MI 7	ME 3	TR	113039	505038	153808	505238	174721	328
2/2011	MI 7	ME 3	TR	113120	505038	153808	505238	174721	7
2/2011	MI 7	ME 3	TR	113120	505038	153808	520023	28447	93

**ANR Pipeline Company  
Transportation Services  
Fuel By Route Analysis**

Reporting Year: January - December 2011  
 Production Period: 02/2011

Production Period	Production Segment	Receipt Segment	Delivery Segment	Service Class	Svc Rcg Contract	Receipt Location	Receipt Loc Prop	Delivery Location	Delivery Loc Prop	Fuel Quantity
2/2011	MI 7	ME 3	ME 3	TR	113120	505038	153808	520027	295956	785
2/2011	MI 7	ME 3	ME 3	TR	113179	505038	153808	520018	22986	93
2/2011	MI 7	ME 3	ME 3	TR	113179	505038	153808	520023	28447	392
2/2011	MI 7	ME 3	ME 3	TR	113179	505038	153808	520024	21906	370
2/2011	MI 7	ME 3	ME 3	TR	113179	505038	153808	520027	295956	34
2/2011	MI 7	ME 3	ME 3	TR	113190	505038	153808	521626	40184	18
2/2011	MI 7	ME 3	ME 3	TR	113505	505038	153808	520015	108796	412
2/2011	MI 7	ME 3	ME 3	TR	113505	505038	153808	520027	295956	411
2/2011	MI 7	ME 3	ME 3	TR	113505	505038	153808	521010	40186	445
2/2011	MI 7	ME 3	ME 3	TR	113505	505038	153808	521528	4351	14
2/2011	MI 7	ME 3	ME 3	TR	113505	505038	153808	521534	138745	35
2/2011	MI 7	ME 3	ME 3	TR	113505	505038	153808	521620	16118	142
2/2011	MI 7	ME 3	ME 3	TR	113505	505038	153808	521626	40184	222
2/2011	MI 7	ME 3	ME 3	TR	113505	511136	277072	521626	40184	15
2/2011	MI 7	ME 3	ME 3	TR	116021	505038	153808	521620	16118	958
2/2011	MI 7	ME 3	ME 3	TR	116107	510005	246067	520005	15672	1
2/2011	MI 7	ME 3	ME 3	TR	117577	505038	153808	521626	40184	55
2/2011	MI 7	ME 3	ME 3	TR	117577	505108	243097	521010	40186	80
2/2011	MI 7	ME 3	ME 3	TR	117577	505108	243097	521626	40184	241
2/2011	MI 7	ME 3	ME 3	TR	117577	511136	277072	520015	108796	14
2/2011	MI 7	ME 3	ME 3	TR	117577	511136	277072	520027	295956	36
2/2011	MI 7	ME 3	ME 3	TR	117577	511136	277072	521010	40186	79
2/2011	MI 7	ME 3	ME 3	TR	117577	511136	277072	521528	4351	3
2/2011	MI 7	ME 3	ME 3	TR	117577	511136	277072	521626	40184	175
2/2011	MI 7	ME 3	ME 3	TR	117676	505038	153808	520023	28447	2,785
2/2011	MI 7	ME 3	ME 3	TR	117679	505038	153808	505238	174721	1,140
2/2011	MI 7	ME 3	ME 3	TR	117682	505038	153808	520026	38843	662
2/2011	MI 7	ME 3	ME 3	TR	117928	505038	153808	521626	40184	6
2/2011	MI 7	ME 3	ME 3	TR	117933	505038	153808	521626	40184	46
2/2011	MI 7	ME 3	ME 3	TR	117948	505038	153808	521626	40184	4
2/2011	MI 7	ME 3	ME 3	TR	117962	505038	153808	521626	40184	22
2/2011	MI 7	ME 3	ME 3	TR	118013	505038	153808	521626	40184	23
2/2011	MI 7	ME 3	ME 3	TR	118023	505038	153808	521626	40184	56

**ANR Pipeline Company  
Transportation Services  
Fuel By Route Analysis**

Reporting Year: *January - December 2011*  
Production Period: *02/2011*

<u>Production Period</u>	<u>Receipt Segment</u>	<u>Delivery Segment</u>	<u>Service Class</u>	<u>Svc Req Contract</u>	<u>Receipt Location</u>	<u>Receipt Loc Prop</u>	<u>Delivery Location</u>	<u>Delivery Loc Prop</u>	<u>Fuel Quantity</u>
2/2011	MI 7	ME 3	TR	118038	505038	153808	521626	40184	1
2/2011	MI 7	ME 3	TR	118044	505038	153808	521626	40184	56
2/2011	MI 7	ME 3	TR	118093	505108	243097	521626	40184	56
2/2011	MI 7	ME 3	TR	118131	505038	153808	520023	28447	11
2/2011	MI 7	ME 3	TR	118131	505038	153808	520024	21906	18
2/2011	MI 7	ME 3	TS	105412	505038	153808	521528	4351	2
2/2011	MI 7	ME 3	TS	109138	505038	153808	505011	139239	134
2/2011	MI 7	ME 3	TS	109145	505038	153808	521560	4481	15
2/2011	MI 7	ME 3	TS	109157	505038	153808	505010	139238	6
2/2011	MI 7	ME 3	TS	109190	505038	153808	505009	139237	69
2/2011	MI 7	ME 3	TS	114883	505038	153808	521534	138745	13
<b>Segment</b>									
2/2011	MI 7	MI 7	TR	80816	505038	153808	521098	108641	31,377
2/2011	MI 7	MI 7	TR	104405	505038	153808	521008	11616	27
2/2011	MI 7	MI 7	TR	106450	505038	153808	521116	42078	426
2/2011	MI 7	MI 7	TR	106469	505038	153808	521116	42078	93
2/2011	MI 7	MI 7	TR	106561	511158	48644	501136	104776	43
2/2011	MI 7	MI 7	TR	106966	505038	153808	505108	243097	2
2/2011	MI 7	MI 7	TR	106966	510035	142182	521008	11616	167
2/2011	MI 7	MI 7	TR	106966	511176	44783	521008	11616	24
2/2011	MI 7	MI 7	TR	106966	511178	40476	521008	11616	24
2/2011	MI 7	MI 7	TR	106966	513023	120743	521008	11616	24
2/2011	MI 7	MI 7	TR	106966	513050	463539	521008	11616	24
2/2011	MI 7	MI 7	TR	107297	511158	48644	505108	243097	192
2/2011	MI 7	MI 7	TR	107515	511162	153853	505017	139249	76
2/2011	MI 7	MI 7	TR	107793	505038	153808	505108	243097	5,051
2/2011	MI 7	MI 7	TR	107793	505038	153808	521104	40849	30
2/2011	MI 7	MI 7	TR	107877	513022	338686	505038	153808	92
2/2011	MI 7	MI 7	TR	107897	513022	338686	505038	153808	33
2/2011	MI 7	MI 7	TR	107898	505038	153808	521008	11616	41
2/2011	MI 7	MI 7	TR	108412	505230	153728	523008	312117	347
2/2011	MI 7	MI 7	TR	108524	505038	153808	521058	282435	179
2/2011	MI 7	MI 7	TR	108993	505038	153808	521985	278172	18
2/2011	MI 7	MI 7	TR						762

**ANR Pipeline Company  
Transportation Services  
Fuel By Route Analysis**

Reporting Year: January - December 2011  
 Production Period: 02/2011

<u>Production Period</u>	<u>Receipt Segment</u>	<u>Delivery Segment</u>	<u>Service Class</u>	<u>Svc Req Contract</u>	<u>Receipt Location</u>	<u>Receipt Loc Prop</u>	<u>Delivery Location</u>	<u>Delivery Loc Prop</u>	<u>Fuel Quantity</u>
2/2011	MI 7	MI 7	TR	108993	505108	243097	505038	153808	610
2/2011	MI 7	MI 7	TR	108993	505230	153728	521985	278172	36
2/2011	MI 7	MI 7	TR	109014	505038	153808	505131	295958	197
2/2011	MI 7	MI 7	TR	109014	505038	153808	521016	4196	1,975
2/2011	MI 7	MI 7	TR	109014	505038	153808	523059	703495	6,249
2/2011	MI 7	MI 7	TR	109014	505131	295958	505038	153808	1,179
2/2011	MI 7	MI 7	TR	109511	511158	48644	521104	40849	94
2/2011	MI 7	MI 7	TR	109595	505038	153808	505019	139251	72
2/2011	MI 7	MI 7	TR	109713	505038	153808	520021	40785	11,557
2/2011	MI 7	MI 7	TR	109713	505038	153808	521008	11616	3,459
2/2011	MI 7	MI 7	TR	109920	511162	153853	505019	139251	759
2/2011	MI 7	MI 7	TR	109920	511162	153853	521008	11616	42
2/2011	MI 7	MI 7	TR	109920	511162	153853	521604	150409	498
2/2011	MI 7	MI 7	TR	109974	511136	277072	505038	153808	172
2/2011	MI 7	MI 7	TR	110016	505108	243097	505038	153808	122
2/2011	MI 7	MI 7	TR	110019	505038	153808	505018	139250	2,201
2/2011	MI 7	MI 7	TR	110020	505038	153808	505031	139371	45
2/2011	MI 7	MI 7	TR	110022	505038	153808	505034	139384	432
2/2011	MI 7	MI 7	TR	110285	505038	153808	521948	4492	1,480
2/2011	MI 7	MI 7	TR	110884	505108	243097	521678	140834	30
2/2011	MI 7	MI 7	TR	110884	511158	48644	505108	243097	151
2/2011	MI 7	MI 7	TR	110884	511158	48644	521014	153852	105
2/2011	MI 7	MI 7	TR	110884	511158	48644	521116	42078	31
2/2011	MI 7	MI 7	TR	110884	511158	48644	521678	140834	196
2/2011	MI 7	MI 7	TR	110885	505038	153808	521008	11616	1,238
2/2011	MI 7	MI 7	TR	110885	505038	153808	521636	22992	182
2/2011	MI 7	MI 7	TR	110885	505038	153808	521678	140834	96
2/2011	MI 7	MI 7	TR	110885	505038	153808	521690	40892	6
2/2011	MI 7	MI 7	TR	110885	505038	153808	521948	4492	9
2/2011	MI 7	MI 7	TR	110885	505038	153808	521962	139401	108
2/2011	MI 7	MI 7	TR	110885	505108	243097	505038	153808	104
2/2011	MI 7	MI 7	TR	110885	505108	243097	521008	11616	626
2/2011	MI 7	MI 7	TR	110885	511136	277072	521008	11616	61

**ANR Pipeline Company  
Transportation Services  
Fuel By Route Analysis**

Reporting Year: January - December 2011  
Production Period: 02/2011

<u>Production Period</u>	<u>Receipt Segment</u>	<u>Delivery Segment</u>	<u>Service Class</u>	<u>Svc Req Contract</u>	<u>Receipt Location</u>	<u>Receipt Loc Prop</u>	<u>Delivery Location</u>	<u>Delivery Loc Prop</u>	<u>Fuel Quantity</u>
2/2011	MI7	MI7	TR	110889	505038	153808	521118	11578	56
2/2011	MI7	MI7	TR	110889	505038	153808	521122	11751	84
2/2011	MI7	MI7	TR	110889	505038	153808	521124	11562	196
2/2011	MI7	MI7	TR	110889	505038	153808	521138	11680	28
2/2011	MI7	MI7	TR	110889	505038	153808	523052	467243	56
2/2011	MI7	MI7	TR	110899	505038	153808	505415	384818	749
2/2011	MI7	MI7	TR	110899	505038	153808	521074	40470	98
2/2011	MI7	MI7	TR	110899	505038	153808	521098	108641	49
2/2011	MI7	MI7	TR	110899	505038	153808	521142	40477	34
2/2011	MI7	MI7	TR	110899	505038	153808	521144	11580	29
2/2011	MI7	MI7	TR	110899	505038	153808	521162	11748	64
2/2011	MI7	MI7	TR	110899	505038	153808	521670	40468	41
2/2011	MI7	MI7	TR	110899	505038	153808	523008	312117	170
2/2011	MI7	MI7	TR	110899	505038	153808	523052	467243	81
2/2011	MI7	MI7	TR	110899	511136	277072	521008	11616	106
2/2011	MI7	MI7	TR	110956	505038	153808	521008	11616	45
2/2011	MI7	MI7	TR	110956	505038	153808	521098	108641	62
2/2011	MI7	MI7	TR	110956	505038	153808	521116	42078	4
2/2011	MI7	MI7	TR	110956	505038	153808	521118	11578	31
2/2011	MI7	MI7	TR	110956	505038	153808	521138	11680	6
2/2011	MI7	MI7	TR	110956	505038	153808	521622	110850	42
2/2011	MI7	MI7	TR	110979	505038	153808	521008	11616	5,109
2/2011	MI7	MI7	TR	110979	505038	153808	521116	42078	154
2/2011	MI7	MI7	TR	110979	505038	153808	521636	22992	95
2/2011	MI7	MI7	TR	110979	505038	153808	523025	338685	15
2/2011	MI7	MI7	TR	111113	505038	153808	521030	282436	43
2/2011	MI7	MI7	TR	111113	505038	153808	523008	312117	43
2/2011	MI7	MI7	TR	111116	505038	153808	521030	282436	40
2/2011	MI7	MI7	TR	111116	505038	153808	521116	42078	4
2/2011	MI7	MI7	TR	111116	505038	153808	523008	312117	40
2/2011	MI7	MI7	TR	111119	505038	153808	521030	282436	31
2/2011	MI7	MI7	TR	111119	505038	153808	521622	110850	106
2/2011	MI7	MI7	TR	111287	505035	139385	505038	153808	1,212

**ANR Pipeline Company  
Transportation Services  
Fuel By Route Analysis**

Reporting Year: January - December 2011  
Production Period: 02/2011

<u>Production Period</u>	<u>Receipt Segment</u>	<u>Delivery Segment</u>	<u>Service Class</u>	<u>Svc Req Contract</u>	<u>Receipt Location</u>	<u>Receipt Loc Prop</u>	<u>Delivery Location</u>	<u>Delivery Loc Prop</u>	<u>Fuel Quantity</u>
2/2011	M17	M17	TR	111287	505038	153808	505035	139385	1,149
2/2011	M17	M17	TR	111292	505038	153808	505028	139366	270
2/2011	M17	M17	TR	111310	505038	153808	505006	139234	878
2/2011	M17	M17	TR	111415	505038	153808	521932	138744	122
2/2011	M17	M17	TR	111456	505038	153808	521008	11616	2
2/2011	M17	M17	TR	111456	505038	153808	521636	22992	73
2/2011	M17	M17	TR	111456	505108	243097	521008	11616	19
2/2011	M17	M17	TR	111456	505108	243097	521690	40892	7
2/2011	M17	M17	TR	111456	511136	277072	505038	153808	48
2/2011	M17	M17	TR	111456	511136	277072	521008	11616	31
2/2011	M17	M17	TR	111481	505038	153808	521008	11616	113
2/2011	M17	M17	TR	111481	505038	153808	521116	42078	92
2/2011	M17	M17	TR	111481	505038	153808	523008	312117	40
2/2011	M17	M17	TR	111481	505108	243097	521030	282436	63
2/2011	M17	M17	TR	111481	510005	246067	521008	11616	304
2/2011	M17	M17	TR	111481	510005	246067	521116	42078	370
2/2011	M17	M17	TR	111481	510029	2610	521008	11616	158
2/2011	M17	M17	TR	111481	510029	2610	521116	42078	47
2/2011	M17	M17	TR	111481	511136	277072	521008	11616	54
2/2011	M17	M17	TR	111481	511136	277072	521116	42078	24
2/2011	M17	M17	TR	111493	511144	48642	505033	139382	34,464
2/2011	M17	M17	TR	111718	505038	153808	505108	243097	61
2/2011	M17	M17	TR	111718	505038	153808	521008	11616	58
2/2011	M17	M17	TR	111718	505038	153808	521030	282436	35
2/2011	M17	M17	TR	111718	505038	153808	521116	42078	77
2/2011	M17	M17	TR	111718	505108	243097	521030	282436	62
2/2011	M17	M17	TR	111718	510005	246067	521008	11616	325
2/2011	M17	M17	TR	111718	510005	246067	521116	42078	244
2/2011	M17	M17	TR	111718	510029	2610	521008	11616	64
2/2011	M17	M17	TR	111718	511136	277072	521008	11616	16
2/2011	M17	M17	TR	111719	505038	153808	521030	282436	345
2/2011	M17	M17	TR	111719	505038	153808	521098	108641	31
2/2011	M17	M17	TR	111719	505038	153808	521116	42078	48

**ANR Pipeline Company  
Transportation Services  
Fuel By Route Analysis**

Reporting Year: *January - December 2011*  
Production Period: **02/2011**

<u>Production Period</u>	<u>Receipt Segment</u>	<u>Delivery Segment</u>	<u>Service Class</u>	<u>Svc Req Contract</u>	<u>Receipt Location</u>	<u>Receipt Loc Prop</u>	<u>Delivery Location</u>	<u>Delivery Loc Prop</u>	<u>Fuel Quantity</u>
2/2011	MI 7	MI 7	TR	111719	505038	153808	521138	11680	3
2/2011	MI 7	MI 7	TR	111719	505108	243097	521008	11616	240
2/2011	MI 7	MI 7	TR	111719	510005	246067	521008	11616	177
2/2011	MI 7	MI 7	TR	111719	510029	2610	521008	11616	404
2/2011	MI 7	MI 7	TR	111719	511136	277072	521008	11616	170
2/2011	MI 7	MI 7	TR	111719	511136	277072	521116	42078	95
2/2011	MI 7	MI 7	TR	111720	505038	153808	521008	11616	9
2/2011	MI 7	MI 7	TR	111720	505038	153808	521030	282436	30
2/2011	MI 7	MI 7	TR	111720	505038	153808	521116	42078	84
2/2011	MI 7	MI 7	TR	111720	505038	153808	521622	110850	229
2/2011	MI 7	MI 7	TR	111720	505108	243097	521008	11616	122
2/2011	MI 7	MI 7	TR	111720	510005	246067	521008	11616	208
2/2011	MI 7	MI 7	TR	111720	510029	2610	521008	11616	317
2/2011	MI 7	MI 7	TR	111720	510029	2610	521116	42078	75
2/2011	MI 7	MI 7	TR	111720	511136	277072	521008	11616	317
2/2011	MI 7	MI 7	TR	111720	511136	277072	521116	42078	232
2/2011	MI 7	MI 7	TR	111720	511136	277072	521118	11578	48
2/2011	MI 7	MI 7	TR	111720	511136	277072	521222	11751	12
2/2011	MI 7	MI 7	TR	111720	511136	277072	52124	11562	8
2/2011	MI 7	MI 7	TR	111720	511136	277072	521138	11680	48
2/2011	MI 7	MI 7	TR	111720	511136	277072	521670	40468	28
2/2011	MI 7	MI 7	TR	111720	511136	277072	521690	40892	47
2/2011	MI 7	MI 7	TR	111721	505038	153808	521008	11616	61
2/2011	MI 7	MI 7	TR	111721	505038	153808	521030	282436	184
2/2011	MI 7	MI 7	TR	111721	505038	153808	521116	42078	183
2/2011	MI 7	MI 7	TR	111721	505038	153808	521636	22992	2
2/2011	MI 7	MI 7	TR	111721	505108	243097	521008	11616	137
2/2011	MI 7	MI 7	TR	111721	510005	246067	521008	11616	250
2/2011	MI 7	MI 7	TR	111721	510005	246067	521116	42078	25
2/2011	MI 7	MI 7	TR	111721	510029	2610	521008	11616	370
2/2011	MI 7	MI 7	TR	111721	511136	277072	521008	11616	57
2/2011	MI 7	MI 7	TR	111721	511136	277072	521116	42078	70
2/2011	MI 7	MI 7	TR	111721	511136	277072	521690	40892	28



**ANR Pipeline Company  
Transportation Services  
Fuel By Route Analysis**

Reporting Year: January - December 2011  
Production Period: 02/2011

<u>Production Period</u>	<u>Receipt Segment</u>	<u>Delivery Segment</u>	<u>Service Class</u>	<u>Svc Req Contract</u>	<u>Receipt Location</u>	<u>Receipt Loc Prop</u>	<u>Delivery Location</u>	<u>Delivery Loc Prop</u>	<u>Fuel Quantity</u>
2/2011	M17	M17	TR	111910	505038	153808	521008	11616	123
2/2011	M17	M17	TR	111910	505038	153808	521098	108641	124
2/2011	M17	M17	TR	111910	505038	153808	521622	110850	141
2/2011	M17	M17	TR	111910	505038	153808	523008	312117	62
2/2011	M17	M17	TR	111910	505108	243097	521008	11616	17
2/2011	M17	M17	TR	111910	505108	243097	521098	108641	31
2/2011	M17	M17	TR	111910	511136	277072	521008	11616	401
2/2011	M17	M17	TR	111910	511136	277072	521622	110850	194
2/2011	M17	M17	TR	111910	511136	277072	521962	139401	31
2/2011	M17	M17	TR	111928	510005	246067	521116	42078	906
2/2011	M17	M17	TR	111928	510005	246067	521636	22992	1
2/2011	M17	M17	TR	111973	511158	48644	521124	11562	336
2/2011	M17	M17	TR	112032	505038	153808	521008	11616	47
2/2011	M17	M17	TR	112032	505038	153808	521074	40470	129
2/2011	M17	M17	TR	112032	505038	153808	521636	22992	438
2/2011	M17	M17	TR	112059	505038	153808	521008	11616	10
2/2011	M17	M17	TR	112059	505038	153808	521622	110850	217
2/2011	M17	M17	TR	112059	511136	277072	521008	11616	204
2/2011	M17	M17	TR	112059	511136	277072	521622	110850	310
2/2011	M17	M17	TR	112059	511174	3026	521008	11616	555
2/2011	M17	M17	TR	112059	511174	3026	521622	110850	21
2/2011	M17	M17	TR	112059	511180	139232	521008	11616	37
2/2011	M17	M17	TR	112059	511180	139232	521622	110850	1
2/2011	M17	M17	TR	112117	505108	243097	521008	11616	117
2/2011	M17	M17	TR	112117	505108	243097	521142	40477	198
2/2011	M17	M17	TR	112117	505108	243097	521144	11580	140
2/2011	M17	M17	TR	112117	505108	243097	521146	11785	84
2/2011	M17	M17	TR	112117	505108	243097	521160	11590	450
2/2011	M17	M17	TR	112117	505108	243097	521604	150409	904
2/2011	M17	M17	TR	112117	505108	243097	521962	139401	22
2/2011	M17	M17	TR	112117	510005	246067	505038	153808	4
2/2011	M17	M17	TR	112117	510005	246067	521008	11616	42
2/2011	M17	M17	TR	112117	510005	246067	521142	40477	84

**ANR Pipeline Company  
Transportation Services  
Fuel By Route Analysis**

Reporting Year: January - December 2011  
Production Period: 02/2011

<u>Production Period</u>	<u>Receipt Segment</u>	<u>Delivery Segment</u>	<u>Service Class</u>	<u>Svc Req Contract</u>	<u>Receipt Location</u>	<u>Receipt Loc Prop</u>	<u>Delivery Location</u>	<u>Delivery Loc Prop</u>	<u>Fuel Quantity</u>
2/2011	MI 7	MI 7	TR	112117	510005	246067	521144	11580	28
2/2011	MI 7	MI 7	TR	112117	510005	246067	521146	11785	28
2/2011	MI 7	MI 7	TR	112117	510005	246067	521152	11589	56
2/2011	MI 7	MI 7	TR	112117	510005	246067	521604	150409	363
2/2011	MI 7	MI 7	TR	112117	510005	246067	521670	40468	28
2/2011	MI 7	MI 7	TR	112117	510005	246067	521962	139401	9
2/2011	MI 7	MI 7	TR	112582	505038	153808	505108	243097	154
2/2011	MI 7	MI 7	TR	112582	505038	153808	523065	769472	69
2/2011	MI 7	MI 7	TR	112582	511158	48644	521008	11616	3,613
2/2011	MI 7	MI 7	TR	112583	505038	153808	521008	11616	349
2/2011	MI 7	MI 7	TR	112583	505038	153808	521016	4196	141
2/2011	MI 7	MI 7	TR	112583	505038	153808	521074	40470	28
2/2011	MI 7	MI 7	TR	112583	505038	153808	521142	40477	19
2/2011	MI 7	MI 7	TR	112583	505038	153808	521154	11574	14
2/2011	MI 7	MI 7	TR	112583	505108	243097	505038	153808	33
2/2011	MI 7	MI 7	TR	112583	505108	243097	521008	11616	680
2/2011	MI 7	MI 7	TR	112583	505108	243097	521074	40470	25
2/2011	MI 7	MI 7	TR	112583	505108	243097	521118	11578	1
2/2011	MI 7	MI 7	TR	112583	505108	243097	521158	11581	11
2/2011	MI 7	MI 7	TR	112583	505108	243097	521690	40892	92
2/2011	MI 7	MI 7	TR	112583	511158	48644	510005	246067	4
2/2011	MI 7	MI 7	TR	112807	505038	153808	521008	11616	448
2/2011	MI 7	MI 7	TR	112817	505017	139249	505038	153808	81
2/2011	MI 7	MI 7	TR	112817	505038	153808	505017	139249	1,577
2/2011	MI 7	MI 7	TR	112818	505038	153808	505017	139249	2,889
2/2011	MI 7	MI 7	TR	112818	505038	153808	521116	42078	9
2/2011	MI 7	MI 7	TR	112834	505038	153808	505108	243097	1,478
2/2011	MI 7	MI 7	TR	112834	505038	153808	521008	11616	704
2/2011	MI 7	MI 7	TR	112834	505038	153808	521016	4196	1,094
2/2011	MI 7	MI 7	TR	112834	505038	153808	521030	282436	394
2/2011	MI 7	MI 7	TR	112834	505038	153808	521118	11578	140
2/2011	MI 7	MI 7	TR	112834	505038	153808	521932	138744	169
2/2011	MI 7	MI 7	TR	112834	505108	243097	505038	153808	8

**ANR Pipeline Company  
Transportation Services  
Fuel By Route Analysis**

Reporting Year: *January - December 2011*  
Production Period: *02/2011*

<u>Production Period</u>	<u>Receipt Segment</u>	<u>Delivery Segment</u>	<u>Service Class</u>	<u>Svc Req Contract</u>	<u>Receipt Location</u>	<u>Receipt Loc Prop</u>	<u>Delivery Location</u>	<u>Delivery Loc Prop</u>	<u>Fuel Quantity</u>
2/2011	MI 7	MI 7	TR	112834	505108	243097	521030	282436	23
2/2011	MI 7	MI 7	TR	112834	511136	277072	521116	42078	39
2/2011	MI 7	MI 7	TR	112834	521932	138744	521116	42078	3
2/2011	MI 7	MI 7	TR	112835	505038	153808	521008	11616	291
2/2011	MI 7	MI 7	TR	112835	505038	153808	521030	282436	75
2/2011	MI 7	MI 7	TR	112835	505038	153808	521116	42078	66
2/2011	MI 7	MI 7	TR	112835	505108	243097	521008	11616	104
2/2011	MI 7	MI 7	TR	112835	505108	243097	521030	282436	65
2/2011	MI 7	MI 7	TR	112835	510005	246067	521008	11616	1
2/2011	MI 7	MI 7	TR	112835	510029	2610	521008	11616	470
2/2011	MI 7	MI 7	TR	112835	510029	2610	521116	42078	165
2/2011	MI 7	MI 7	TR	112835	511136	277072	521008	11616	398
2/2011	MI 7	MI 7	TR	112835	511136	277072	521116	42078	55
2/2011	MI 7	MI 7	TR	112835	511136	277072	521118	11578	70
2/2011	MI 7	MI 7	TR	112839	505038	153808	521008	11616	714
2/2011	MI 7	MI 7	TR	113025	505038	153808	521008	11616	549
2/2011	MI 7	MI 7	TR	113025	505038	153808	523008	312117	342
2/2011	MI 7	MI 7	TR	113025	505108	243097	521008	11616	2,679
2/2011	MI 7	MI 7	TR	113025	505108	243097	521074	40470	33
2/2011	MI 7	MI 7	TR	113025	505108	243097	521622	110850	11
2/2011	MI 7	MI 7	TR	113025	505108	243097	521670	40468	37
2/2011	MI 7	MI 7	TR	113025	505108	243097	521962	139401	168
2/2011	MI 7	MI 7	TR	113025	505108	243097	523008	312117	41
2/2011	MI 7	MI 7	TR	113025	511136	277072	521008	11616	158
2/2011	MI 7	MI 7	TR	113025	511136	277072	521116	42078	132
2/2011	MI 7	MI 7	TR	113025	511136	277072	521142	40477	42
2/2011	MI 7	MI 7	TR	113025	511136	277072	521162	11748	78
2/2011	MI 7	MI 7	TR	113025	511136	277072	521670	40468	23
2/2011	MI 7	MI 7	TR	113025	511136	277072	521962	139401	24
2/2011	MI 7	MI 7	TR	113025	511136	277072	523008	312117	91
2/2011	MI 7	MI 7	TR	113025	511136	277072	523052	467243	39
2/2011	MI 7	MI 7	TR	113029	505038	153808	521008	11616	111
2/2011	MI 7	MI 7	TR	113029	505038	153808	521622	110850	640

**ANR Pipeline Company  
Transportation Services  
Fuel By Route Analysis**

VASCR351

Reporting Year: January - December 2011  
Production Period: 02/2011

Production Period	Production Segment	Receipt Segment	Delivery Segment	Service Class	Svc Rcg Contract	Receipt Location	Receipt Loc Prop	Delivery Location	Delivery Loc Prop	Fuel Quantity
2/2011	MI 7	MI 7	MI 7	TR	113029	505038	153808	523008	312117	106
2/2011	MI 7	MI 7	MI 7	TR	113029	505108	243097	521008	11616	3
2/2011	MI 7	MI 7	MI 7	TR	113029	505108	243097	521622	110850	66
2/2011	MI 7	MI 7	MI 7	TR	113029	511136	277072	521008	11616	588
2/2011	MI 7	MI 7	MI 7	TR	113029	511136	277072	521116	42078	62
2/2011	MI 7	MI 7	MI 7	TR	113029	511136	277072	521622	110850	1,008
2/2011	MI 7	MI 7	MI 7	TR	113029	511136	277072	521636	22992	91
2/2011	MI 7	MI 7	MI 7	TR	113035	505038	153808	521008	11616	61
2/2011	MI 7	MI 7	MI 7	TR	113035	505038	153808	521636	22992	29
2/2011	MI 7	MI 7	MI 7	TR	113035	511136	277072	505038	153808	30
2/2011	MI 7	MI 7	MI 7	TR	113035	511136	277072	521008	11616	12
2/2011	MI 7	MI 7	MI 7	TR	113035	511136	277072	521116	42078	30
2/2011	MI 7	MI 7	MI 7	TR	113038	505038	153808	521074	40470	253
2/2011	MI 7	MI 7	MI 7	TR	113038	505038	153808	521098	108641	73
2/2011	MI 7	MI 7	MI 7	TR	113038	505038	153808	521120	11795	20
2/2011	MI 7	MI 7	MI 7	TR	113038	505038	153808	521122	11751	40
2/2011	MI 7	MI 7	MI 7	TR	113038	505038	153808	521124	11562	56
2/2011	MI 7	MI 7	MI 7	TR	113038	505038	153808	521138	11680	90
2/2011	MI 7	MI 7	MI 7	TR	113038	505038	153808	521140	11749	55
2/2011	MI 7	MI 7	MI 7	TR	113038	505038	153808	521142	40477	10
2/2011	MI 7	MI 7	MI 7	TR	113038	505038	153808	521144	11580	88
2/2011	MI 7	MI 7	MI 7	TR	113038	505038	153808	521152	11589	72
2/2011	MI 7	MI 7	MI 7	TR	113038	505038	153808	521156	11572	12
2/2011	MI 7	MI 7	MI 7	TR	113038	505038	153808	521162	11748	101
2/2011	MI 7	MI 7	MI 7	TR	113038	505038	153808	521564	40185	10
2/2011	MI 7	MI 7	MI 7	TR	113038	505038	153808	521670	40468	160
2/2011	MI 7	MI 7	MI 7	TR	113038	510005	246067	505038	153808	39
2/2011	MI 7	MI 7	MI 7	TR	113038	510005	246067	521008	11616	17
2/2011	MI 7	MI 7	MI 7	TR	113038	510005	246067	521074	40470	403
2/2011	MI 7	MI 7	MI 7	TR	113038	510005	246067	521098	108641	136
2/2011	MI 7	MI 7	MI 7	TR	113038	510005	246067	521116	42078	32
2/2011	MI 7	MI 7	MI 7	TR	113038	510005	246067	521120	11795	34
2/2011	MI 7	MI 7	MI 7	TR	113038	510005	246067	521122	11751	67

**ANR Pipeline Company  
Transportation Services  
Fuel By Route Analysis**

Reporting Year: January - December 2011  
Production Period: 02/2011

<u>Production Period</u>	<u>Receipt Segment</u>	<u>Delivery Segment</u>	<u>Service Class</u>	<u>Svc Req Contract</u>	<u>Receipt Location</u>	<u>Receipt Loc Prop</u>	<u>Delivery Location</u>	<u>Delivery Loc Prop</u>	<u>Fuel Quantity</u>
2/2011	MI 7	MI 7	TR	113038	510005	246067	521124	11562	105
2/2011	MI 7	MI 7	TR	113038	510005	246067	521138	11680	170
2/2011	MI 7	MI 7	TR	113038	510005	246067	521140	11749	95
2/2011	MI 7	MI 7	TR	113038	510005	246067	521142	40477	17
2/2011	MI 7	MI 7	TR	113038	510005	246067	521144	11580	138
2/2011	MI 7	MI 7	TR	113038	510005	246067	521152	11589	136
2/2011	MI 7	MI 7	TR	113038	510005	246067	521156	11572	17
2/2011	MI 7	MI 7	TR	113038	510005	246067	521162	11748	155
2/2011	MI 7	MI 7	TR	113038	510005	246067	521564	40185	17
2/2011	MI 7	MI 7	TR	113038	510005	246067	521636	22992	3
2/2011	MI 7	MI 7	TR	113038	510005	246067	521670	40468	276
2/2011	MI 7	MI 7	TR	113038	511136	277072	521074	40470	46
2/2011	MI 7	MI 7	TR	113038	511136	277072	521098	108641	15
2/2011	MI 7	MI 7	TR	113038	511136	277072	521116	42078	8
2/2011	MI 7	MI 7	TR	113038	511136	277072	521120	11795	2
2/2011	MI 7	MI 7	TR	113038	511136	277072	521122	11751	4
2/2011	MI 7	MI 7	TR	113038	511136	277072	521124	11562	11
2/2011	MI 7	MI 7	TR	113038	511136	277072	521138	11680	20
2/2011	MI 7	MI 7	TR	113038	511136	277072	521140	11749	4
2/2011	MI 7	MI 7	TR	113038	511136	277072	521142	40477	1
2/2011	MI 7	MI 7	TR	113038	511136	277072	521144	11580	10
2/2011	MI 7	MI 7	TR	113038	511136	277072	521152	11589	16
2/2011	MI 7	MI 7	TR	113038	511136	277072	521156	11572	1
2/2011	MI 7	MI 7	TR	113038	511136	277072	521162	11748	12
2/2011	MI 7	MI 7	TR	113038	511136	277072	521564	40185	1
2/2011	MI 7	MI 7	TR	113038	511136	277072	521670	40468	16
2/2011	MI 7	MI 7	TR	113039	505038	153808	505108	243097	61
2/2011	MI 7	MI 7	TR	113039	505038	153808	521016	4196	67
2/2011	MI 7	MI 7	TR	113039	505038	153808	521080	138675	264
2/2011	MI 7	MI 7	TR	113039	505038	153808	521932	138744	391
2/2011	MI 7	MI 7	TR	113040	505038	153808	501136	104776	6
2/2011	MI 7	MI 7	TR	113040	505038	153808	521074	40470	25
2/2011	MI 7	MI 7	TR	113040	505038	153808	521098	108641	410

**ANR Pipeline Company  
Transportation Services  
Fuel By Route Analysis**

Reporting Year: January - December 2011  
Production Period: 02/2011

<u>Production Period</u>	<u>Receipt Segment</u>	<u>Delivery Segment</u>	<u>Service Class</u>	<u>Svc Req Contract</u>	<u>Receipt Location</u>	<u>Receipt Loc Prop</u>	<u>Delivery Location</u>	<u>Delivery Loc Prop</u>	<u>Fuel Quantity</u>
2/2011	MI 7	MI 7	TR	113040	505038	153808	521104	40849	183
2/2011	MI 7	MI 7	TR	113040	505038	153808	521118	11578	20
2/2011	MI 7	MI 7	TR	113040	505038	153808	521122	11751	10
2/2011	MI 7	MI 7	TR	113040	505038	153808	521124	11562	12
2/2011	MI 7	MI 7	TR	113040	505038	153808	521156	11572	10
2/2011	MI 7	MI 7	TR	113040	505038	153808	521670	40468	20
2/2011	MI 7	MI 7	TR	113040	505038	153808	521678	140834	21
2/2011	MI 7	MI 7	TR	113040	505038	153808	521932	138744	338
2/2011	MI 7	MI 7	TR	113040	505038	153808	523052	467243	4
2/2011	MI 7	MI 7	TR	113040	510005	246067	521008	11616	466
2/2011	MI 7	MI 7	TR	113040	510005	246067	521098	108641	451
2/2011	MI 7	MI 7	TR	113040	510005	246067	521116	42078	103
2/2011	MI 7	MI 7	TR	113040	510005	246067	521118	11578	28
2/2011	MI 7	MI 7	TR	113040	510005	246067	521122	11751	14
2/2011	MI 7	MI 7	TR	113040	510005	246067	521124	11562	14
2/2011	MI 7	MI 7	TR	113040	510005	246067	521156	11572	14
2/2011	MI 7	MI 7	TR	113040	510005	246067	521670	40468	28
2/2011	MI 7	MI 7	TR	113040	510005	246067	521678	140834	22
2/2011	MI 7	MI 7	TR	113040	511136	277072	505038	153808	24
2/2011	MI 7	MI 7	TR	113040	511136	277072	521008	11616	408
2/2011	MI 7	MI 7	TR	113040	511136	277072	521098	108641	287
2/2011	MI 7	MI 7	TR	113040	511136	277072	521116	42078	159
2/2011	MI 7	MI 7	TR	113040	511136	277072	521118	11578	8
2/2011	MI 7	MI 7	TR	113040	511136	277072	521122	11751	4
2/2011	MI 7	MI 7	TR	113040	511136	277072	521124	11562	4
2/2011	MI 7	MI 7	TR	113040	511136	277072	521156	11572	4
2/2011	MI 7	MI 7	TR	113040	511136	277072	521670	40468	8
2/2011	MI 7	MI 7	TR	113040	511136	277072	521678	140834	14
2/2011	MI 7	MI 7	TR	113041	505038	153808	521008	11616	64
2/2011	MI 7	MI 7	TR	113041	505038	153808	521118	11578	87
2/2011	MI 7	MI 7	TR	113041	505038	153808	521122	11751	81
2/2011	MI 7	MI 7	TR	113041	505038	153808	521124	11562	40
2/2011	MI 7	MI 7	TR	113041	505038	153808	521142	40477	48

**ANR Pipeline Company  
Transportation Services  
Fuel By Route Analysis**

Reporting Year: January - December 2011  
Production Period: 02/2011

<u>Production Period</u>	<u>Receipt Segment</u>	<u>Delivery Segment</u>	<u>Service Class</u>	<u>Svc Req Contract</u>	<u>Receipt Location</u>	<u>Receipt Loc Prop</u>	<u>Delivery Location</u>	<u>Delivery Loc Prop</u>	<u>Fuel Quantity</u>
2/2011	MI 7	MI 7	TR	113041	505038	153808	521162	11748	40
2/2011	MI 7	MI 7	TR	113041	505038	153808	521636	22992	25
2/2011	MI 7	MI 7	TR	113041	505038	153808	521932	138744	473
2/2011	MI 7	MI 7	TR	113041	505038	153808	523052	467243	64
2/2011	MI 7	MI 7	TR	113041	510005	246067	521008	11616	397
2/2011	MI 7	MI 7	TR	113041	510005	246067	521116	42078	64
2/2011	MI 7	MI 7	TR	113041	510005	246067	521118	11578	42
2/2011	MI 7	MI 7	TR	113041	510005	246067	521122	11751	18
2/2011	MI 7	MI 7	TR	113041	510005	246067	521124	11562	11
2/2011	MI 7	MI 7	TR	113041	510005	246067	521142	40477	9
2/2011	MI 7	MI 7	TR	113041	510005	246067	521162	11748	18
2/2011	MI 7	MI 7	TR	113041	510005	246067	523052	467243	56
2/2011	MI 7	MI 7	TR	113041	511136	277072	521008	11616	498
2/2011	MI 7	MI 7	TR	113041	511136	277072	521116	42078	231
2/2011	MI 7	MI 7	TR	113041	511136	277072	521118	11578	63
2/2011	MI 7	MI 7	TR	113041	511136	277072	521122	11751	27
2/2011	MI 7	MI 7	TR	113041	511136	277072	521124	11562	18
2/2011	MI 7	MI 7	TR	113041	511136	277072	521142	40477	9
2/2011	MI 7	MI 7	TR	113041	511136	277072	521162	11748	12
2/2011	MI 7	MI 7	TR	113041	511136	277072	523052	467243	83
2/2011	MI 7	MI 7	TR	113082	505038	153808	505108	243097	1,688
2/2011	MI 7	MI 7	TR	113082	505038	153808	521932	138744	370
2/2011	MI 7	MI 7	TR	113120	505038	153808	521008	11616	392
2/2011	MI 7	MI 7	TR	113120	505038	153808	521030	282436	48
2/2011	MI 7	MI 7	TR	113120	505108	243097	521008	11616	147
2/2011	MI 7	MI 7	TR	113120	510005	246067	521008	11616	839
2/2011	MI 7	MI 7	TR	113120	510005	246067	521116	42078	348
2/2011	MI 7	MI 7	TR	113120	510029	2610	521008	11616	398
2/2011	MI 7	MI 7	TR	113120	511136	277072	521008	11616	97
2/2011	MI 7	MI 7	TR	113152	505038	153808	505108	243097	223
2/2011	MI 7	MI 7	TR	113152	505038	153808	521098	108641	120
2/2011	MI 7	MI 7	TR	113152	505038	153808	521622	110850	1,468
2/2011	MI 7	MI 7	TR	113152	505038	153808	523008	312117	26

**ANR Pipeline Company  
Transportation Services  
Fuel By Route Analysis**

Reporting Year: January - December 2011  
Production Period: 02/2011

<u>Production Period</u>	<u>Receipt Segment</u>	<u>Delivery Segment</u>	<u>Service Class</u>	<u>Svc Req Contract</u>	<u>Receipt Location</u>	<u>Receipt Loc Prop</u>	<u>Delivery Location</u>	<u>Delivery Loc Prop</u>	<u>Fuel Quantity</u>
2/2011	MI 7	MI 7	TR	113152	505108	243097	501136	104776	36
2/2011	MI 7	MI 7	TR	113152	505108	243097	505038	153808	784
2/2011	MI 7	MI 7	TR	113152	505108	243097	505415	384818	1,325
2/2011	MI 7	MI 7	TR	113152	505108	243097	521008	11616	61
2/2011	MI 7	MI 7	TR	113152	505108	243097	521098	108641	24
2/2011	MI 7	MI 7	TR	113152	505108	243097	521622	110850	133
2/2011	MI 7	MI 7	TR	113152	505108	243097	521690	40892	13
2/2011	MI 7	MI 7	TR	113152	505108	243097	523008	312117	44
2/2011	MI 7	MI 7	TR	113152	510029	2610	505038	153808	78
2/2011	MI 7	MI 7	TR	113152	510029	2610	505415	384818	20
2/2011	MI 7	MI 7	TR	113152	510029	2610	521098	108641	48
2/2011	MI 7	MI 7	TR	113152	510029	2610	521622	110850	584
2/2011	MI 7	MI 7	TR	113172	505038	153808	521098	108641	560
2/2011	MI 7	MI 7	TR	113172	505038	153808	521124	11562	56
2/2011	MI 7	MI 7	TR	113172	505038	153808	521138	11680	336
2/2011	MI 7	MI 7	TR	113178	505038	153808	521098	108641	996
2/2011	MI 7	MI 7	TR	113178	505038	153808	521678	140834	116
2/2011	MI 7	MI 7	TR	113181	505038	153808	521116	42078	11
2/2011	MI 7	MI 7	TR	113181	505038	153808	521138	11680	137
2/2011	MI 7	MI 7	TR	113181	505038	153808	521156	11572	293
2/2011	MI 7	MI 7	TR	113188	505038	153808	521016	4196	1,181
2/2011	MI 7	MI 7	TR	113188	505038	153808	521116	42078	1,727
2/2011	MI 7	MI 7	TR	113188	505038	153808	523025	338685	1,186
2/2011	MI 7	MI 7	TR	113189	505108	243097	521138	11680	18
2/2011	MI 7	MI 7	TR	113189	505108	243097	521160	11590	56
2/2011	MI 7	MI 7	TR	113189	505108	243097	521670	40468	42
2/2011	MI 7	MI 7	TR	113189	505108	243097	521948	4492	95
2/2011	MI 7	MI 7	TR	113189	505108	243097	521962	139401	12
2/2011	MI 7	MI 7	TR	113189	511128	139396	521948	4492	10
2/2011	MI 7	MI 7	TR	113190	505038	153808	521008	11616	1
2/2011	MI 7	MI 7	TR	113190	505038	153808	521116	42078	2
2/2011	MI 7	MI 7	TR	113190	505038	153808	521622	110850	1,525
2/2011	MI 7	MI 7	TR	113190	505038	153808	521948	4492	91



**ANR Pipeline Company  
Transportation Services  
Fuel By Route Analysis**

Reporting Year: January - December 2011  
Production Period: 02/2011

<u>Production Period</u>	<u>Receipt Segment</u>	<u>Delivery Segment</u>	<u>Service Class</u>	<u>Svc Req Contract</u>	<u>Receipt Location</u>	<u>Receipt Loc Prop</u>	<u>Delivery Location</u>	<u>Delivery Loc Prop</u>	<u>Fuel Quantity</u>
2/2011	MI 7	MI 7	TR	113190	505108	243097	521116	42078	1
2/2011	MI 7	MI 7	TR	113190	505108	243097	521636	22992	4
2/2011	MI 7	MI 7	TR	113190	511136	277072	521116	42078	3
2/2011	MI 7	MI 7	TR	113190	511136	277072	521622	110850	183
2/2011	MI 7	MI 7	TR	113191	505038	153808	505108	243097	153
2/2011	MI 7	MI 7	TR	113191	505038	153808	521016	4196	527
2/2011	MI 7	MI 7	TR	113191	505038	153808	521932	138744	460
2/2011	MI 7	MI 7	TR	113191	511136	277072	521008	11616	117
2/2011	MI 7	MI 7	TR	113191	511136	277072	521116	42078	1,290
2/2011	MI 7	MI 7	TR	113358	505038	153808	521016	4196	579
2/2011	MI 7	MI 7	TR	113358	505038	153808	521932	138744	12
2/2011	MI 7	MI 7	TR	113358	511136	277072	521116	42078	1,076
2/2011	MI 7	MI 7	TR	113363	505038	153808	505108	243097	879
2/2011	MI 7	MI 7	TR	113363	505038	153808	505415	384818	68
2/2011	MI 7	MI 7	TR	113363	505038	153808	523008	312117	122
2/2011	MI 7	MI 7	TR	113363	505108	243097	505038	153808	1,330
2/2011	MI 7	MI 7	TR	113363	510029	2610	505038	153808	289
2/2011	MI 7	MI 7	TR	113364	505038	153808	505108	243097	593
2/2011	MI 7	MI 7	TR	113364	505038	153808	505415	384818	405
2/2011	MI 7	MI 7	TR	113364	505108	243097	505038	153808	1,282
2/2011	MI 7	MI 7	TR	113364	505108	243097	521008	11616	123
2/2011	MI 7	MI 7	TR	113364	510029	2610	505038	153808	554
2/2011	MI 7	MI 7	TR	113364	510029	2610	523008	312117	49
2/2011	MI 7	MI 7	TR	113364	521622	110850	521116	42078	244
2/2011	MI 7	MI 7	TR	113365	505038	153808	505108	243097	19
2/2011	MI 7	MI 7	TR	113365	505038	153808	521016	4196	177
2/2011	MI 7	MI 7	TR	113365	505038	153808	521932	138744	100
2/2011	MI 7	MI 7	TR	113365	511136	277072	521116	42078	426
2/2011	MI 7	MI 7	TR	113366	505038	153808	521016	4196	61
2/2011	MI 7	MI 7	TR	113366	505038	153808	521932	138744	139
2/2011	MI 7	MI 7	TR	113366	511136	277072	521008	11616	37
2/2011	MI 7	MI 7	TR	113366	511136	277072	521116	42078	481
2/2011	MI 7	MI 7	TR	113372	505038	153808	521622	110850	13

**ANR Pipeline Company  
Transportation Services  
Fuel By Route Analysis**

Reporting Year: January - December 2011  
Production Period: 02/2011

<u>Production Period</u>	<u>Receipt Segment</u>	<u>Delivery Segment</u>	<u>Service Class</u>	<u>Svc Req Contract</u>	<u>Receipt Location</u>	<u>Receipt Loc Prop</u>	<u>Delivery Location</u>	<u>Delivery Loc Prop</u>	<u>Fuel Quantity</u>
2/2011	MI 7	MI 7	TR	113375	505038	153808	521932	138744	116
2/2011	MI 7	MI 7	TR	113375	511136	277072	521116	42078	73
2/2011	MI 7	MI 7	TR	113423	505038	153808	505108	243097	97
2/2011	MI 7	MI 7	TR	113423	505038	153808	521030	282436	187
2/2011	MI 7	MI 7	TR	113423	505038	153808	521985	278172	215
2/2011	MI 7	MI 7	TR	113430	505038	153808	521008	11616	813
2/2011	MI 7	MI 7	TR	113430	505038	153808	521080	138675	601
2/2011	MI 7	MI 7	TR	113430	505038	153808	521932	138744	116
2/2011	MI 7	MI 7	TR	113430	510005	246067	521116	42078	96
2/2011	MI 7	MI 7	TR	113453	505038	153808	505108	243097	553
2/2011	MI 7	MI 7	TR	113453	505038	153808	521008	11616	13
2/2011	MI 7	MI 7	TR	113453	505038	153808	521116	42078	9
2/2011	MI 7	MI 7	TR	113453	505038	153808	521636	22992	92
2/2011	MI 7	MI 7	TR	113453	505108	243097	505038	153808	410
2/2011	MI 7	MI 7	TR	113453	505108	243097	521008	11616	262
2/2011	MI 7	MI 7	TR	113453	505108	243097	521116	42078	167
2/2011	MI 7	MI 7	TR	113453	510005	246067	521008	11616	91
2/2011	MI 7	MI 7	TR	113453	511154	48641	505038	153808	215
2/2011	MI 7	MI 7	TR	113453	511154	48641	521008	11616	49
2/2011	MI 7	MI 7	TR	113453	511154	48641	521116	42078	22
2/2011	MI 7	MI 7	TR	113498	505038	153808	521008	11616	192
2/2011	MI 7	MI 7	TR	113505	505038	153808	521008	11616	15
2/2011	MI 7	MI 7	TR	113505	505038	153808	521116	42078	9
2/2011	MI 7	MI 7	TR	113528	511158	48644	510005	246067	5
2/2011	MI 7	MI 7	TR	113532	505038	153808	521008	11616	98
2/2011	MI 7	MI 7	TR	113533	505038	153808	505108	243097	262
2/2011	MI 7	MI 7	TR	113533	505038	153808	521678	140834	288
2/2011	MI 7	MI 7	TR	113533	505108	243097	505038	153808	329
2/2011	MI 7	MI 7	TR	113533	505108	243097	521008	11616	195
2/2011	MI 7	MI 7	TR	113533	505108	243097	521690	40892	41
2/2011	MI 7	MI 7	TR	113533	510005	246067	505038	153808	15
2/2011	MI 7	MI 7	TR	113533	511136	277072	521008	11616	231
2/2011	MI 7	MI 7	TR	113533	511136	277072	521690	40892	78

**ANR Pipeline Company  
Transportation Services  
Fuel By Route Analysis**

Reporting Year: January - December 2011  
Production Period: 02/2011

<u>Production Period</u>	<u>Receipt Segment</u>	<u>Delivery Segment</u>	<u>Service Class</u>	<u>Svc Req Contract</u>	<u>Receipt Location</u>	<u>Receipt Loc Prop</u>	<u>Delivery Location</u>	<u>Delivery Loc Prop</u>	<u>Fuel Quantity</u>
2/2011	M17	M17	TR	113533	513022	338686	505038	153808	45
2/2011	M17	M17	TR	113679	505038	153808	501136	104776	477
2/2011	M17	M17	TR	113679	505038	153808	505108	243097	376
2/2011	M17	M17	TR	113679	505038	153808	523008	312117	29
2/2011	M17	M17	TR	113679	505108	243097	505038	153808	1,365
2/2011	M17	M17	TR	113679	505108	243097	521116	42078	46
2/2011	M17	M17	TR	113679	505108	243097	523008	312117	46
2/2011	M17	M17	TR	113680	505038	153808	505108	243097	183
2/2011	M17	M17	TR	113680	505038	153808	521622	110850	568
2/2011	M17	M17	TR	113680	505038	153808	523008	312117	9
2/2011	M17	M17	TR	113680	505108	243097	505038	153808	120
2/2011	M17	M17	TR	113680	505108	243097	523008	312117	2
2/2011	M17	M17	TR	113680	510029	2610	505038	153808	868
2/2011	M17	M17	TR	113680	510029	2610	521008	11616	77
2/2011	M17	M17	TR	113680	510029	2610	521622	110850	272
2/2011	M17	M17	TR	113680	510029	2610	523008	312117	37
2/2011	M17	M17	TR	113681	505038	153808	521098	108641	768
2/2011	M17	M17	TR	113681	505108	243097	505038	153808	252
2/2011	M17	M17	TR	113681	505108	243097	505415	384818	31
2/2011	M17	M17	TR	113681	505108	243097	521098	108641	85
2/2011	M17	M17	TR	113681	510029	2610	505038	153808	451
2/2011	M17	M17	TR	113681	510029	2610	521008	11616	46
2/2011	M17	M17	TR	113681	510029	2610	521098	108641	376
2/2011	M17	M17	TR	113681	510029	2610	523008	312117	104
2/2011	M17	M17	TR	113682	505038	153808	505108	243097	135
2/2011	M17	M17	TR	113682	505038	153808	521098	108641	460
2/2011	M17	M17	TR	113682	505108	243097	505038	153808	631
2/2011	M17	M17	TR	113682	505108	243097	521098	108641	276
2/2011	M17	M17	TR	113682	505108	243097	523008	312117	122
2/2011	M17	M17	TR	114122	511158	48644	521124	11562	252
2/2011	M17	M17	TR	114130	505038	153808	521008	11616	197
2/2011	M17	M17	TR	114130	505038	153808	521016	4196	72
2/2011	M17	M17	TR	114130	505038	153808	521030	282436	318

**ANR Pipeline Company  
Transportation Services  
Fuel By Route Analysis**

Reporting Year: January - December 2011  
Production Period: 02/2011

<u>Production Period</u>	<u>Receipt Segment</u>	<u>Delivery Segment</u>	<u>Service Class</u>	<u>Svc Req Contract</u>	<u>Receipt Location</u>	<u>Receipt Loc Prop</u>	<u>Delivery Location</u>	<u>Delivery Loc Prop</u>	<u>Fuel Quantity</u>
2/2011	MI 7	MI 7	TR	114130	505038	153808	521080	138675	20
2/2011	MI 7	MI 7	TR	114130	505038	153808	521932	138744	108
2/2011	MI 7	MI 7	TR	114130	511136	277072	521008	11616	61
2/2011	MI 7	MI 7	TR	114130	511136	277072	521116	42078	47
2/2011	MI 7	MI 7	TR	114130	511136	277072	521690	40892	160
2/2011	MI 7	MI 7	TR	114131	505038	153808	521080	138675	786
2/2011	MI 7	MI 7	TR	114166	505038	153808	521030	282436	485
2/2011	MI 7	MI 7	TR	114166	505230	153728	521030	282436	42
2/2011	MI 7	MI 7	TR	114166	521030	282436	505038	153808	7
2/2011	MI 7	MI 7	TR	114466	505038	153808	521080	138675	111
2/2011	MI 7	MI 7	TR	114466	505038	153808	521932	138744	259
2/2011	MI 7	MI 7	TR	114466	510005	246067	505038	153808	161
2/2011	MI 7	MI 7	TR	114466	511136	277072	505038	153808	19
2/2011	MI 7	MI 7	TR	114477	505038	153808	521008	11616	2,940
2/2011	MI 7	MI 7	TR	114490	505038	153808	521016	4196	95
2/2011	MI 7	MI 7	TR	114490	505038	153808	521098	108641	137
2/2011	MI 7	MI 7	TR	114490	505038	153808	521118	11578	162
2/2011	MI 7	MI 7	TR	114490	505038	153808	521636	22992	73
2/2011	MI 7	MI 7	TR	114490	505038	153808	521985	278172	26
2/2011	MI 7	MI 7	TR	114490	505108	243097	521008	11616	803
2/2011	MI 7	MI 7	TR	114490	505108	243097	521074	40470	42
2/2011	MI 7	MI 7	TR	114490	505108	243097	521098	108641	29
2/2011	MI 7	MI 7	TR	114490	505108	243097	521116	42078	31
2/2011	MI 7	MI 7	TR	114490	505108	243097	521118	11578	572
2/2011	MI 7	MI 7	TR	114490	505108	243097	521138	11680	11
2/2011	MI 7	MI 7	TR	114490	505108	243097	521636	22992	64
2/2011	MI 7	MI 7	TR	114490	505108	243097	521670	40468	7
2/2011	MI 7	MI 7	TR	114490	505108	243097	521690	40892	138
2/2011	MI 7	MI 7	TR	114490	510035	142182	521008	11616	1
2/2011	MI 7	MI 7	TR	114490	511158	48644	521118	11578	42
2/2011	MI 7	MI 7	TR	114490	511158	48644	521636	22992	12
2/2011	MI 7	MI 7	TR	114490	511158	48644	521690	40892	26
2/2011	MI 7	MI 7	TR	114490	511176	44783	521008	11616	1

**ANR Pipeline Company  
Transportation Services  
Fuel By Route Analysis**

Reporting Year: *January - December 2011*  
Production Period: **02/2011**

<u>Production Period</u>	<u>Receipt Segment</u>	<u>Delivery Segment</u>	<u>Service Class</u>	<u>Svc Req Contract</u>	<u>Receipt Location</u>	<u>Receipt Loc Prop</u>	<u>Delivery Location</u>	<u>Delivery Loc Prop</u>	<u>Fuel Quantity</u>
2/2011	MI 7	MI 7	TR	114490	511178	40476	521008	11616	1
2/2011	MI 7	MI 7	TR	114490	513023	120743	521008	11616	1
2/2011	MI 7	MI 7	TR	114490	513050	463539	521008	11616	8
2/2011	MI 7	MI 7	TR	114497	505038	153808	505108	243097	15
2/2011	MI 7	MI 7	TR	114497	505038	153808	510005	246067	51
2/2011	MI 7	MI 7	TR	114497	505038	153808	521008	11616	60
2/2011	MI 7	MI 7	TR	114497	505038	153808	521016	4196	1
2/2011	MI 7	MI 7	TR	114497	505038	153808	521118	11578	26
2/2011	MI 7	MI 7	TR	114497	505038	153808	521670	40468	19
2/2011	MI 7	MI 7	TR	114497	505038	153808	523025	338685	91
2/2011	MI 7	MI 7	TR	114497	505108	243097	505038	153808	6
2/2011	MI 7	MI 7	TR	114497	505108	243097	521008	11616	133
2/2011	MI 7	MI 7	TR	114497	505108	243097	521074	40470	11
2/2011	MI 7	MI 7	TR	114497	505108	243097	521116	42078	359
2/2011	MI 7	MI 7	TR	114497	505108	243097	521118	11578	45
2/2011	MI 7	MI 7	TR	114497	505108	243097	521138	11680	22
2/2011	MI 7	MI 7	TR	114497	505108	243097	521670	40468	19
2/2011	MI 7	MI 7	TR	114497	510035	142182	521008	11616	1
2/2011	MI 7	MI 7	TR	114497	511158	48644	505108	243097	2
2/2011	MI 7	MI 7	TR	114497	511158	48644	510005	246067	51
2/2011	MI 7	MI 7	TR	114497	511158	48644	521690	40892	92
2/2011	MI 7	MI 7	TR	114497	511176	44783	521008	11616	1
2/2011	MI 7	MI 7	TR	114497	511178	40476	521008	11616	1
2/2011	MI 7	MI 7	TR	114497	513023	120743	521008	11616	1
2/2011	MI 7	MI 7	TR	114497	513050	463539	521008	11616	8
2/2011	MI 7	MI 7	TR	114548	505230	153728	523014	318733	2
2/2011	MI 7	MI 7	TR	114567	505038	153808	505137	320550	137
2/2011	MI 7	MI 7	TR	114567	505222	140358	505137	320550	3
2/2011	MI 7	MI 7	TR	114567	505230	153728	505137	320550	25
2/2011	MI 7	MI 7	TR	114671	505038	153808	505108	243097	369
2/2011	MI 7	MI 7	TR	114671	505038	153808	505137	320550	23
2/2011	MI 7	MI 7	TR	114671	505038	153808	521104	40849	642
2/2011	MI 7	MI 7	TR	114671	505038	153808	523008	312117	261

**ANR Pipeline Company  
Transportation Services  
Fuel By Route Analysis**

Reporting Year: January - December 2011  
 Production Period: 02/2011

<u>Production Period</u>	<u>Receipt Segment</u>	<u>Delivery Segment</u>	<u>Service Class</u>	<u>Svc Req Contract</u>	<u>Receipt Location</u>	<u>Receipt Loc Prop</u>	<u>Delivery Location</u>	<u>Delivery Loc Prop</u>	<u>Fuel Quantity</u>
2/2011	MI 7	MI 7	TR	114671	505108	243097	505038	153808	2,529
2/2011	MI 7	MI 7	TR	114671	505108	243097	505415	384818	428
2/2011	MI 7	MI 7	TR	114671	505108	243097	521008	11616	67
2/2011	MI 7	MI 7	TR	114671	505108	243097	523008	312117	40
2/2011	MI 7	MI 7	TR	114671	510029	2610	505038	153808	127
2/2011	MI 7	MI 7	TR	114671	510029	2610	523008	312117	12
2/2011	MI 7	MI 7	TR	114677	505108	243097	505038	153808	13
2/2011	MI 7	MI 7	TR	114900	505038	153808	521016	4196	295
2/2011	MI 7	MI 7	TR	114900	505038	153808	521080	138675	677
2/2011	MI 7	MI 7	TR	114900	505038	153808	521932	138744	230
2/2011	MI 7	MI 7	TR	115038	505038	153808	505108	243097	11
2/2011	MI 7	MI 7	TR	115038	505038	153808	521636	22992	87
2/2011	MI 7	MI 7	TR	115038	511136	277072	505038	153808	10
2/2011	MI 7	MI 7	TR	115059	505038	153808	505108	243097	200
2/2011	MI 7	MI 7	TR	115059	505038	153808	521636	22992	291
2/2011	MI 7	MI 7	TR	115059	505108	243097	505038	153808	135
2/2011	MI 7	MI 7	TR	115059	505108	243097	521116	42078	21
2/2011	MI 7	MI 7	TR	115059	511136	277072	505038	153808	62
2/2011	MI 7	MI 7	TR	115059	511136	277072	521008	11616	29
2/2011	MI 7	MI 7	TR	115064	510005	246067	521008	11616	1,204
2/2011	MI 7	MI 7	TR	115211	505038	153808	521604	150409	72
2/2011	MI 7	MI 7	TR	115211	521604	150409	505038	153808	135
2/2011	MI 7	MI 7	TR	115214	505038	153808	521604	150409	801
2/2011	MI 7	MI 7	TR	115275	505038	153808	521932	138744	610
2/2011	MI 7	MI 7	TR	115275	510005	246067	505038	153808	6
2/2011	MI 7	MI 7	TR	115275	510005	246067	521008	11616	55
2/2011	MI 7	MI 7	TR	115275	511136	277072	505038	153808	24
2/2011	MI 7	MI 7	TR	115275	511136	277072	521008	11616	220
2/2011	MI 7	MI 7	TR	115313	505038	153808	505108	243097	61
2/2011	MI 7	MI 7	TR	115313	505108	243097	521690	40892	55
2/2011	MI 7	MI 7	TR	115314	505038	153808	505108	243097	634
2/2011	MI 7	MI 7	TR	115314	505108	243097	505038	153808	452
2/2011	MI 7	MI 7	TR	115314	505108	243097	521690	40892	95

**ANR Pipeline Company  
Transportation Services  
Fuel By Route Analysis**

Reporting Year: January - December 2011  
Production Period: 02/2011

<u>Production Period</u>	<u>Receipt Segment</u>	<u>Delivery Segment</u>	<u>Service Class</u>	<u>Svc Req Contract</u>	<u>Receipt Location</u>	<u>Receipt Loc Prop</u>	<u>Delivery Location</u>	<u>Delivery Loc Prop</u>	<u>Fuel Quantity</u>
2/2011	MI 7	MI 7	TR	115558	505038	153808	505108	243097	247
2/2011	MI 7	MI 7	TR	115558	505038	153808	510005	246067	200
2/2011	MI 7	MI 7	TR	115558	505038	153808	521008	11616	163
2/2011	MI 7	MI 7	TR	115558	505108	243097	521008	11616	323
2/2011	MI 7	MI 7	TR	115558	505108	243097	521116	42078	61
2/2011	MI 7	MI 7	TR	115558	510005	246067	521008	11616	412
2/2011	MI 7	MI 7	TR	115558	511136	277072	521008	11616	724
2/2011	MI 7	MI 7	TR	115823	505038	153808	521008	11616	841
2/2011	MI 7	MI 7	TR	115823	505038	153808	521098	108641	64
2/2011	MI 7	MI 7	TR	115823	505038	153808	523008	312117	10
2/2011	MI 7	MI 7	TR	115823	505108	243097	521008	11616	570
2/2011	MI 7	MI 7	TR	115823	505108	243097	521622	110850	9
2/2011	MI 7	MI 7	TR	115823	510005	246067	521008	11616	19
2/2011	MI 7	MI 7	TR	115823	510005	246067	523008	312117	15
2/2011	MI 7	MI 7	TR	115823	511136	277072	521008	11616	396
2/2011	MI 7	MI 7	TR	115828	505038	153808	501136	104776	290
2/2011	MI 7	MI 7	TR	115828	505038	153808	521008	11616	851
2/2011	MI 7	MI 7	TR	115828	505038	153808	521098	108641	84
2/2011	MI 7	MI 7	TR	115828	505038	153808	521118	11578	75
2/2011	MI 7	MI 7	TR	115828	505038	153808	521142	40477	92
2/2011	MI 7	MI 7	TR	115828	505038	153808	521162	11748	90
2/2011	MI 7	MI 7	TR	115828	505038	153808	521962	139401	119
2/2011	MI 7	MI 7	TR	115828	505038	153808	523008	312117	95
2/2011	MI 7	MI 7	TR	115828	505038	153808	523052	467243	111
2/2011	MI 7	MI 7	TR	115828	505108	243097	501136	104776	203
2/2011	MI 7	MI 7	TR	115828	505108	243097	521008	11616	289
2/2011	MI 7	MI 7	TR	115828	505108	243097	521098	108641	268
2/2011	MI 7	MI 7	TR	115828	510005	246067	501136	104776	203
2/2011	MI 7	MI 7	TR	115828	510005	246067	521008	11616	342
2/2011	MI 7	MI 7	TR	115828	510005	246067	521098	108641	48
2/2011	MI 7	MI 7	TR	115828	510005	246067	521962	139401	34
2/2011	MI 7	MI 7	TR	115828	510005	246067	523008	312117	41
2/2011	MI 7	MI 7	TR	115828	511136	277072	501136	104776	116



# ANR Pipeline Company Transportation Services Fuel By Route Analysis

VASCR351

Reporting Year: *January - December 2011*  
Production Period: *02/2011*

<u>Production Period</u>	<u>Receipt Segment</u>	<u>Delivery Segment</u>	<u>Service Class</u>	<u>Svc Req Contract</u>	<u>Receipt Location</u>	<u>Receipt Loc Prop</u>	<u>Delivery Location</u>	<u>Delivery Loc Prop</u>	<u>Fuel Quantity</u>
2/2011	MI 7	MI 7	TR	115828	511136	277072	521008	11616	289
2/2011	MI 7	MI 7	TR	115828	511136	277072	521098	108641	622
2/2011	MI 7	MI 7	TR	115828	511136	277072	521962	139401	57
2/2011	MI 7	MI 7	TR	116002	505038	153808	521008	11616	901
2/2011	MI 7	MI 7	TR	116002	505038	153808	521074	40470	76
2/2011	MI 7	MI 7	TR	116002	505038	153808	521118	11578	64
2/2011	MI 7	MI 7	TR	116002	505038	153808	521122	11751	78
2/2011	MI 7	MI 7	TR	116002	505038	153808	521124	11562	6
2/2011	MI 7	MI 7	TR	116002	505038	153808	521138	11680	56
2/2011	MI 7	MI 7	TR	116002	505038	153808	521142	40477	117
2/2011	MI 7	MI 7	TR	116002	505038	153808	521144	11580	77
2/2011	MI 7	MI 7	TR	116002	505038	153808	521146	11785	102
2/2011	MI 7	MI 7	TR	116002	505038	153808	521156	11572	94
2/2011	MI 7	MI 7	TR	116002	505038	153808	521162	11748	26
2/2011	MI 7	MI 7	TR	116002	505038	153808	521670	40468	232
2/2011	MI 7	MI 7	TR	116002	505038	153808	521678	140834	12
2/2011	MI 7	MI 7	TR	116002	505038	153808	521962	139401	18
2/2011	MI 7	MI 7	TR	116002	505038	153808	523008	312117	168
2/2011	MI 7	MI 7	TR	116021	505038	153808	521622	110850	112
2/2011	MI 7	MI 7	TR	116021	505108	243097	505038	153808	531
2/2011	MI 7	MI 7	TR	116021	510029	2610	505038	153808	893
2/2011	MI 7	MI 7	TR	116021	510029	2610	521008	11616	52
2/2011	MI 7	MI 7	TR	116021	510029	2610	523008	312117	53
2/2011	MI 7	MI 7	TR	116043	505038	153808	521008	11616	110
2/2011	MI 7	MI 7	TR	116043	505038	153808	521074	40470	18
2/2011	MI 7	MI 7	TR	116043	505038	153808	521622	110850	23
2/2011	MI 7	MI 7	TR	116043	505038	153808	523008	312117	469
2/2011	MI 7	MI 7	TR	116043	505108	243097	521008	11616	152
2/2011	MI 7	MI 7	TR	116043	511136	277072	521008	11616	39
2/2011	MI 7	MI 7	TR	116043	511136	277072	523008	312117	119
2/2011	MI 7	MI 7	TR	116043	511158	48644	521622	110850	43
2/2011	MI 7	MI 7	TR	116170	505038	153808	505108	243097	1,288
2/2011	MI 7	MI 7	TR	116356	505038	153808	521116	42078	646



**ANR Pipeline Company  
Transportation Services  
Fuel By Route Analysis**

Reporting Year: *January - December 2011*  
Production Period: *02/2011*

<u>Production Period</u>	<u>Receipt Segment</u>	<u>Delivery Segment</u>	<u>Service Class</u>	<u>Svc Req Contract</u>	<u>Receipt Location</u>	<u>Receipt Loc Prop</u>	<u>Delivery Location</u>	<u>Delivery Loc Prop</u>	<u>Fuel Quantity</u>
2/2011	MI 7	MI 7	TR	116569	505038	153808	521008	11616	15
2/2011	MI 7	MI 7	TR	116574	505038	153808	521074	40470	2
2/2011	MI 7	MI 7	TR	116576	510005	246067	505038	153808	27
2/2011	MI 7	MI 7	TR	116576	510005	246067	521074	40470	1
2/2011	MI 7	MI 7	TR	116576	510005	246067	521144	11580	3
2/2011	MI 7	MI 7	TR	116576	510005	246067	521158	11581	4
2/2011	MI 7	MI 7	TR	116576	510005	246067	521962	139401	62
2/2011	MI 7	MI 7	TR	116580	510005	246067	521074	40470	10
2/2011	MI 7	MI 7	TR	116580	510005	246067	521098	108641	868
2/2011	MI 7	MI 7	TR	116580	510005	246067	521142	40477	5
2/2011	MI 7	MI 7	TR	116580	510005	246067	521144	11580	15
2/2011	MI 7	MI 7	TR	116580	510005	246067	521158	11581	5
2/2011	MI 7	MI 7	TR	116580	510005	246067	521962	139401	77
2/2011	MI 7	MI 7	TR	116819	505123	261474	505038	153808	28
2/2011	MI 7	MI 7	TR	116819	505123	261474	521074	40470	16
2/2011	MI 7	MI 7	TR	116819	505123	261474	521116	42078	143
2/2011	MI 7	MI 7	TR	116819	505123	261474	521144	11580	9
2/2011	MI 7	MI 7	TR	116819	505123	261474	521158	11581	62
2/2011	MI 7	MI 7	TR	116819	505123	261474	521162	11748	4
2/2011	MI 7	MI 7	TR	117263	511144	48642	521704	40832	920
2/2011	MI 7	MI 7	TR	117377	511136	277072	505038	153808	8
2/2011	MI 7	MI 7	TR	117554	505108	243097	521116	42078	159
2/2011	MI 7	MI 7	TR	117554	511128	139396	505108	243097	12
2/2011	MI 7	MI 7	TR	117554	511128	139396	521622	110850	33
2/2011	MI 7	MI 7	TR	117554	511136	277072	521116	42078	61
2/2011	MI 7	MI 7	TR	117555	505108	243097	521116	42078	15
2/2011	MI 7	MI 7	TR	117555	511136	277072	521116	42078	10
2/2011	MI 7	MI 7	TR	117577	505038	153808	521008	11616	1
2/2011	MI 7	MI 7	TR	117577	505038	153808	521116	42078	2
2/2011	MI 7	MI 7	TR	117577	505108	243097	521116	42078	161
2/2011	MI 7	MI 7	TR	117577	505108	243097	521636	22992	58
2/2011	MI 7	MI 7	TR	117577	511136	277072	521008	11616	24
2/2011	MI 7	MI 7	TR	117577	511136	277072	521116	42078	358

**ANR Pipeline Company  
Transportation Services  
Fuel By Route Analysis**

Reporting Year: *January - December 2011*  
 Production Period: **02/2011**

<u>Production Period</u>	<u>Receipt Segment</u>	<u>Delivery Segment</u>	<u>Service Class</u>	<u>Svc Req Contract</u>	<u>Receipt Location</u>	<u>Receipt Loc Prop</u>	<u>Delivery Location</u>	<u>Delivery Loc Prop</u>	<u>Fuel Quantity</u>
2/2011	MI 7	MI 7	TR	117577	511136	277072	521948	4492	6
2/2011	MI 7	MI 7	TR	117597	511136	277072	505038	153808	4
2/2011	MI 7	MI 7	TR	117602	505038	153808	505108	243097	68
2/2011	MI 7	MI 7	TR	117602	505038	153808	510005	246067	28
2/2011	MI 7	MI 7	TR	117602	505038	153808	521008	11616	6
2/2011	MI 7	MI 7	TR	117602	505038	153808	521016	4196	145
2/2011	MI 7	MI 7	TR	117602	505038	153808	521074	40470	66
2/2011	MI 7	MI 7	TR	117602	505038	153808	521098	108641	62
2/2011	MI 7	MI 7	TR	117602	505038	153808	521116	42078	129
2/2011	MI 7	MI 7	TR	117602	505038	153808	521118	11578	227
2/2011	MI 7	MI 7	TR	117602	505038	153808	521138	11680	79
2/2011	MI 7	MI 7	TR	117602	505038	153808	521622	110850	280
2/2011	MI 7	MI 7	TR	117602	505038	153808	521636	22992	86
2/2011	MI 7	MI 7	TR	117602	505038	153808	521985	278172	55
2/2011	MI 7	MI 7	TR	117602	505038	153808	523025	338685	476
2/2011	MI 7	MI 7	TR	117602	505108	243097	505038	153808	21
2/2011	MI 7	MI 7	TR	117602	505108	243097	521008	11616	391
2/2011	MI 7	MI 7	TR	117602	505108	243097	521074	40470	1
2/2011	MI 7	MI 7	TR	117602	505108	243097	521098	108641	16
2/2011	MI 7	MI 7	TR	117602	505108	243097	521116	42078	188
2/2011	MI 7	MI 7	TR	117602	505108	243097	521118	11578	97
2/2011	MI 7	MI 7	TR	117602	505108	243097	521138	11680	11
2/2011	MI 7	MI 7	TR	117602	505108	243097	521622	110850	292
2/2011	MI 7	MI 7	TR	117602	505108	243097	521636	22992	1
2/2011	MI 7	MI 7	TR	117602	511158	48644	505038	153808	19
2/2011	MI 7	MI 7	TR	117602	511158	48644	505108	243097	15
2/2011	MI 7	MI 7	TR	117602	511158	48644	510005	246067	62
2/2011	MI 7	MI 7	TR	117602	511158	48644	521074	40470	153
2/2011	MI 7	MI 7	TR	117602	511158	48644	521118	11578	24
2/2011	MI 7	MI 7	TR	117602	511158	48644	521122	11751	1
2/2011	MI 7	MI 7	TR	117602	511158	48644	521124	11562	36
2/2011	MI 7	MI 7	TR	117602	511158	48644	521132	11563	6
2/2011	MI 7	MI 7	TR	117602	511158	48644	521138	11680	3

**ANR Pipeline Company  
Transportation Services  
Fuel By Route Analysis**

Reporting Year: January - December 2011  
 Production Period: 02/2011

Production Period	Receipt Segment	Delivery Segment	Service Class	Svc Req Contract	Receipt		Delivery		Fuel Quantity
					Location	Loc Prop	Location	Loc Prop	
2/2011	MI 7	MI 7	TR	117602	511158	48644	521142	40477	76
2/2011	MI 7	MI 7	TR	117602	511158	48644	521144	11580	67
2/2011	MI 7	MI 7	TR	117602	511158	48644	521146	11785	35
2/2011	MI 7	MI 7	TR	117602	511158	48644	521154	11574	59
2/2011	MI 7	MI 7	TR	117602	511158	48644	521158	11581	91
2/2011	MI 7	MI 7	TR	117602	511158	48644	521162	11748	30
2/2011	MI 7	MI 7	TR	117602	511158	48644	521670	40468	9
2/2011	MI 7	MI 7	TR	117602	511158	48644	521690	40892	36
2/2011	MI 7	MI 7	TR	117602	511158	48644	521962	139401	186
2/2011	MI 7	MI 7	TR	117602	511158	48644	523025	338685	4
2/2011	MI 7	MI 7	TR	117602	513022	338686	521116	42078	1
2/2011	MI 7	MI 7	TR	117609	505038	153808	505108	243097	35
2/2011	MI 7	MI 7	TR	117609	505038	153808	510005	246067	89
2/2011	MI 7	MI 7	TR	117609	505038	153808	521016	4196	127
2/2011	MI 7	MI 7	TR	117609	505038	153808	521116	42078	58
2/2011	MI 7	MI 7	TR	117609	505038	153808	521636	22992	33
2/2011	MI 7	MI 7	TR	117609	505038	153808	523065	769472	9
2/2011	MI 7	MI 7	TR	117609	505108	243097	521008	11616	135
2/2011	MI 7	MI 7	TR	117609	505108	243097	521116	42078	186
2/2011	MI 7	MI 7	TR	117609	511158	48644	521138	11680	44
2/2011	MI 7	MI 7	TR	117610	505038	153808	505108	243097	62
2/2011	MI 7	MI 7	TR	117610	505038	153808	510005	246067	25
2/2011	MI 7	MI 7	TR	117610	505038	153808	521016	4196	48
2/2011	MI 7	MI 7	TR	117610	505038	153808	521636	22992	48
2/2011	MI 7	MI 7	TR	117610	505038	153808	521985	278172	48
2/2011	MI 7	MI 7	TR	117610	505038	153808	523025	338685	44
2/2011	MI 7	MI 7	TR	117610	505108	243097	521008	11616	96
2/2011	MI 7	MI 7	TR	117610	505108	243097	521116	42078	144
2/2011	MI 7	MI 7	TR	117610	510035	142182	521008	11616	2
2/2011	MI 7	MI 7	TR	117610	511158	48644	505108	243097	11
2/2011	MI 7	MI 7	TR	117610	511158	48644	521985	278172	1
2/2011	MI 7	MI 7	TR	117610	511176	44783	521008	11616	2
2/2011	MI 7	MI 7	TR	117610	511178	40476	521008	11616	2

**ANR Pipeline Company  
Transportation Services  
Fuel By Route Analysis**

Reporting Year: January - December 2011  
Production Period: 02/2011

<u>Production Period</u>	<u>Receipt Segment</u>	<u>Delivery Segment</u>	<u>Service Class</u>	<u>Svc Req Contract</u>	<u>Receipt Location</u>	<u>Receipt Loc Prop</u>	<u>Delivery Location</u>	<u>Delivery Loc Prop</u>	<u>Fuel Quantity</u>
2/2011	M17	M17	TR	117610	513023	120743	521008	11616	2
2/2011	M17	M17	TR	117610	513050	463539	521008	11616	16
2/2011	M17	M17	TR	117620	505038	153808	505108	243097	162
2/2011	M17	M17	TR	117620	505038	153808	521008	11616	27
2/2011	M17	M17	TR	117620	505108	243097	505038	153808	255
2/2011	M17	M17	TR	117620	505108	243097	521008	11616	111
2/2011	M17	M17	TR	117622	505038	153808	521074	40470	8
2/2011	M17	M17	TR	117622	505038	153808	521144	11580	14
2/2011	M17	M17	TR	117622	505038	153808	521158	11581	12
2/2011	M17	M17	TR	117622	505038	153808	521636	22992	252
2/2011	M17	M17	TR	117622	505038	153808	521962	139401	1
2/2011	M17	M17	TR	117622	511136	277072	521158	11581	5
2/2011	M17	M17	TR	117623	511136	277072	505038	153808	9
2/2011	M17	M17	TR	117624	511136	277072	505038	153808	173
2/2011	M17	M17	TR	117659	505108	243097	521690	40892	261
2/2011	M17	M17	TR	117659	510005	246067	505038	153808	141
2/2011	M17	M17	TR	117696	505038	153808	521932	138744	11
2/2011	M17	M17	TR	117696	510005	246067	521008	11616	205
2/2011	M17	M17	TR	117696	510005	246067	521116	42078	3
2/2011	M17	M17	TR	117696	511136	277072	521116	42078	2
2/2011	M17	M17	TR	117727	505038	153808	505108	243097	3
2/2011	M17	M17	TR	117727	505038	153808	521636	22992	18
2/2011	M17	M17	TR	117727	505038	153808	523065	769472	22
2/2011	M17	M17	TR	117727	505108	243097	521008	11616	227
2/2011	M17	M17	TR	117727	505108	243097	521690	40892	66
2/2011	M17	M17	TR	117727	511158	48644	505108	243097	15
2/2011	M17	M17	TR	117778	511136	277072	505038	153808	38
2/2011	M17	M17	TR	117778	511136	277072	521116	42078	38
2/2011	M17	M17	TR	117834	505038	153808	523065	769472	2,574
2/2011	M17	M17	TR	117902	505038	153808	521080	138675	3
2/2011	M17	M17	TR	117916	505038	153808	521932	138744	11
2/2011	M17	M17	TR	117935	505038	153808	521932	138744	78
2/2011	M17	M17	TR	117951	505038	153808	521932	138744	18

**ANR Pipeline Company  
Transportation Services  
Fuel By Route Analysis**

Reporting Year: *January - December 2011*  
 Production Period: **02/2011**

<u>Production Period</u>	<u>Receipt Segment</u>	<u>Delivery Segment</u>	<u>Service Class</u>	<u>Svc Req Contract</u>	<u>Receipt Location</u>	<u>Receipt Loc Prop</u>	<u>Delivery Location</u>	<u>Delivery Loc Prop</u>	<u>Fuel Quantity</u>
2/2011	M17	M17	TR	117959	505038	153808	521932	138744	17
2/2011	M17	M17	TR	117989	511158	48644	521016	4196	123
2/2011	M17	M17	TR	117989	511158	48644	521116	42078	2,829
2/2011	M17	M17	TR	118011	505038	153808	521932	138744	8
2/2011	M17	M17	TR	118029	505038	153808	521932	138744	112
2/2011	M17	M17	TR	118030	505038	153808	521932	138744	12
2/2011	M17	M17	TR	118093	505108	243097	521008	11616	15
2/2011	M17	M17	TR	118093	505108	243097	521116	42078	171
2/2011	M17	M17	TR	118093	505108	243097	521138	11680	9
2/2011	M17	M17	TR	118093	505108	243097	521160	11590	19
2/2011	M17	M17	TR	118093	505108	243097	521636	22992	2
2/2011	M17	M17	TR	118093	505108	243097	521670	40468	17
2/2011	M17	M17	TR	118093	505108	243097	521948	4492	32
2/2011	M17	M17	TR	118093	505108	243097	521962	139401	4
2/2011	M17	M17	TR	118093	510029	2610	521116	42078	19
2/2011	M17	M17	TR	118093	511136	277072	521008	11616	46
2/2011	M17	M17	TR	118093	511136	277072	521116	42078	368
2/2011	M17	M17	TR	118093	511136	277072	521636	22992	6
2/2011	M17	M17	TR	118093	511136	277072	521948	4492	61
2/2011	M17	M17	TR	118094	510005	246067	521008	11616	300
2/2011	M17	M17	TR	118112	511128	139396	505108	243097	20
2/2011	M17	M17	TR	118114	505038	153808	521932	138744	126
2/2011	M17	M17	TR	118114	510005	246067	521008	11616	18
2/2011	M17	M17	TR	118114	511136	277072	521008	11616	162
2/2011	M17	M17	TR	118114	511136	277072	521116	42078	72
2/2011	M17	M17	TR	118115	505038	153808	521932	138744	276
2/2011	M17	M17	TR	118115	510005	246067	521008	11616	106
2/2011	M17	M17	TR	118115	511136	277072	505038	153808	1
2/2011	M17	M17	TR	118115	511136	277072	521008	11616	284
2/2011	M17	M17	TR	118115	511136	277072	521116	42078	206
2/2011	M17	M17	TR	118116	505038	153808	505017	139249	61
2/2011	M17	M17	TR	118123	505038	153808	521116	42078	17
2/2011	M17	M17	TR	118123	505038	153808	521932	138744	266

**ANR Pipeline Company  
Transportation Services  
Fuel By Route Analysis**

Reporting Year: *January - December 2011*  
 Production Period: **02/2011**

<u>Production Period</u>	<u>Receipt Segment</u>	<u>Delivery Segment</u>	<u>Service Class</u>	<u>Svc Req Contract</u>	<u>Receipt Location</u>	<u>Receipt Loc Prop</u>	<u>Delivery Location</u>	<u>Delivery Loc Prop</u>	<u>Fuel Quantity</u>
2/2011	MI 7	MI 7	IR	118123	510005	246067	521008	11616	38
2/2011	MI 7	MI 7	TR	118123	511136	277072	521008	11616	228
2/2011	MI 7	MI 7	TR	118123	511136	277072	521116	42078	152
2/2011	MI 7	MI 7	TR	118124	505038	153808	505017	139249	116
2/2011	MI 7	MI 7	TR	118124	510005	246067	505017	139249	10
2/2011	MI 7	MI 7	TR	118125	505038	153808	505017	139249	446
2/2011	MI 7	MI 7	TR	118125	505038	153808	521118	11578	205
2/2011	MI 7	MI 7	TR	118125	505038	153808	521122	11751	9
2/2011	MI 7	MI 7	TR	118125	505038	153808	521942	198847	320
2/2011	MI 7	MI 7	TR	118125	510005	246067	505017	139249	64
2/2011	MI 7	MI 7	TR	118125	511136	277072	505017	139249	25
2/2011	MI 7	MI 7	TR	118126	505108	243097	521008	11616	458
2/2011	MI 7	MI 7	TR	118126	505108	243097	521116	42078	100
2/2011	MI 7	MI 7	TR	118127	505108	243097	505038	153808	122
2/2011	MI 7	MI 7	TR	118128	505038	153808	521098	108641	18
2/2011	MI 7	MI 7	TR	118128	505038	153808	521124	11562	168
2/2011	MI 7	MI 7	TR	118128	505038	153808	521622	110850	168
2/2011	MI 7	MI 7	TR	118128	505108	243097	521116	42078	32
2/2011	MI 7	MI 7	TR	118128	505108	243097	521124	11562	4
2/2011	MI 7	MI 7	TR	118128	505108	243097	521138	11680	9
2/2011	MI 7	MI 7	TR	118128	511136	277072	521138	11680	1
2/2011	MI 7	MI 7	TR	118129	505108	243097	521116	42078	188
2/2011	MI 7	MI 7	TR	118130	511136	277072	521008	11616	93
2/2011	MI 7	MI 7	TR	118130	511136	277072	521014	153852	124
2/2011	MI 7	MI 7	TR	118130	511136	277072	521116	42078	62
2/2011	MI 7	MI 7	TR	118130	511136	277072	521962	139401	123
2/2011	MI 7	MI 7	TR	118135	505038	153808	521008	11616	75
2/2011	MI 7	MI 7	TR	118174	505108	243097	521008	11616	36
2/2011	MI 7	MI 7	TR	118175	505038	153808	505108	243097	51
2/2011	MI 7	MI 7	TR	118175	505108	243097	521008	11616	98
2/2011	MI 7	MI 7	TR	118176	505108	243097	521008	11616	112
2/2011	MI 7	MI 7	TR	118176	505108	243097	521116	42078	18
2/2011	MI 7	MI 7	TR	118176	505108	243097	521690	40892	54

**ANR Pipeline Company  
Transportation Services  
Fuel By Route Analysis**

Reporting Year: January - December 2011  
Production Period: 02/2011

<u>Production Period</u>	<u>Receipt Segment</u>	<u>Delivery Segment</u>	<u>Service Class</u>	<u>Svc Req Contract</u>	<u>Receipt Location</u>	<u>Receipt Loc Prop</u>	<u>Delivery Location</u>	<u>Delivery Loc Prop</u>	<u>Fuel Quantity</u>
2/2011	MI 7	MI 7	TR	118195	510005	246067	505038	153808	42
2/2011	MI 7	MI 7	TS	109155	505038	153808	505038	153808	4
2/2011	MI 7	MI 7	TS	109171	505038	153808	505038	153808	14
2/2011	MI 7	MI 7	TS	110863	505038	153808	505038	153808	5
	<b>Segment</b>								<b>236,714</b>
2/2011	MI 7	MW 6	TR	50	505038	153808	521420	4602	323
2/2011	MI 7	MW 6	TR	200	505108	243097	505013	139241	30
2/2011	MI 7	MW 6	TR	750	505038	153808	505014	139246	172
2/2011	MI 7	MW 6	TR	1800	505038	153808	505013	139241	1,151
2/2011	MI 7	MW 6	TR	18450	505038	153808	521420	4602	184
2/2011	MI 7	MW 6	TR	101576	505108	243097	521086	103709	12
2/2011	MI 7	MW 6	TR	101576	505108	243097	521470	4738	103
2/2011	MI 7	MW 6	TR	107111	510029	2610	521400	13135	2
2/2011	MI 7	MW 6	TR	108985	505038	153808	505005	139233	52
2/2011	MI 7	MW 6	TR	113046	505038	153808	521470	4738	168
2/2011	MI 7	MW 6	TR	113189	505108	243097	521470	4738	26
2/2011	MI 7	MW 6	TR	113372	505038	153808	521432	4691	2
2/2011	MI 7	MW 6	TR	113372	505038	153808	521434	4619	55
2/2011	MI 7	MW 6	TR	113372	505038	153808	521482	4741	6
2/2011	MI 7	MW 6	TR	114436	510005	246067	521438	4614	13
2/2011	MI 7	MW 6	TR	114759	505108	243097	521428	40193	236
2/2011	MI 7	MW 6	TR	114810	505108	243097	505013	139241	296
2/2011	MI 7	MW 6	TR	114810	511136	277072	505013	139241	210
2/2011	MI 7	MW 6	TR	116422	505038	153808	521482	4741	362
2/2011	MI 7	MW 6	TR	118093	505108	243097	521470	4738	9
2/2011	MI 7	MW 6	TS	109137	505038	153808	521492	4604	56
2/2011	MI 7	MW 6	TS	109139	505038	153808	521424	13215	34
2/2011	MI 7	MW 6	TS	109142	505038	153808	521526	3969	26
2/2011	MI 7	MW 6	TS	109143	505038	153808	521430	40195	63
2/2011	MI 7	MW 6	TS	109146	505038	153808	521496	4689	20
2/2011	MI 7	MW 6	TS	109148	505038	153808	521566	12977	91
2/2011	MI 7	MW 6	TS	109150	505038	153808	505029	139367	340
2/2011	MI 7	MW 6	TS	109152	505038	153808	521524	3973	222

**ANR Pipeline Company  
Transportation Services  
Fuel By Route Analysis**

Reporting Year: January - December 2011  
Production Period: 02/2011

<u>Production Period</u>	<u>Receipt Segment</u>	<u>Delivery Segment</u>	<u>Service Class</u>	<u>Svc Req Contract</u>	<u>Receipt Location</u>	<u>Receipt Loc Prop</u>	<u>Delivery Location</u>	<u>Delivery Loc Prop</u>	<u>Fuel Quantity</u>
2/2011	MI 7	MW 6	TS	109153	505038	153808	521422	12976	54
2/2011	MI 7	MW 6	TS	109155	505038	153808	521498	4857	25
2/2011	MI 7	MW 6	TS	109161	505038	153808	521598	4564	19
2/2011	MI 7	MW 6	TS	109162	505038	153808	521504	4856	1
2/2011	MI 7	MW 6	TS	109163	505038	153808	521502	4747	14
2/2011	MI 7	MW 6	TS	109169	505038	153808	521418	12991	115
2/2011	MI 7	MW 6	TS	109170	505038	153808	521494	4605	86
2/2011	MI 7	MW 6	TS	109171	505038	153808	521428	40193	101
2/2011	MI 7	MW 6	TS	109198	505038	153808	521426	40183	14
2/2011	MI 7	MW 6	TS	109199	505038	153808	521500	4693	22
2/2011	MI 7	MW 6	TS	110863	505038	153808	521608	171759	81
	<b>Segment</b>								<b>4,796</b>
2/2011	MI 7	W17	TR	850	505038	153808	505025	139257	1,086
2/2011	MI 7	W17	TR	850	505038	153808	521266	28702	92
2/2011	MI 7	W17	TR	850	505108	243097	505025	139257	305
2/2011	MI 7	W17	TR	1600	505038	153808	505026	139258	8,696
2/2011	MI 7	W17	TR	1600	505108	243097	505026	139258	884
2/2011	MI 7	W17	TR	5450	505108	243097	505026	139258	246
2/2011	MI 7	W17	TR	80816	505038	153808	521034	183670	31
2/2011	MI 7	W17	TR	105428	505038	153808	521262	36868	8
2/2011	MI 7	W17	TR	105428	511136	277072	521262	36868	469
2/2011	MI 7	W17	TR	105429	511136	277072	521250	28841	23
2/2011	MI 7	W17	TR	105430	511136	277072	521676	100052	28
2/2011	MI 7	W17	TR	106054	511136	277072	521178	28883	700
2/2011	MI 7	W17	TR	106211	505038	153808	510033	28873	1,391
2/2011	MI 7	W17	TR	106450	505038	153808	505021	139253	2,282
2/2011	MI 7	W17	TR	106450	505038	153808	523034	384136	61
2/2011	MI 7	W17	TR	106466	505108	243097	505021	139253	253
2/2011	MI 7	W17	TR	106468	505108	243097	505021	139253	293
2/2011	MI 7	W17	TR	106469	505038	153808	505021	139253	2,340
2/2011	MI 7	W17	TR	106470	505108	243097	505021	139253	1,130
2/2011	MI 7	W17	TR	106686	511136	277072	521266	28702	82
2/2011	MI 7	W17	TR	106938	511136	277072	521316	28831	84



**ANR Pipeline Company  
Transportation Services  
Fuel By Route Analysis**

Reporting Year: January - December 2011  
Production Period: 02/2011

<u>Production Period</u>	<u>Receipt Segment</u>	<u>Delivery Segment</u>	<u>Service Class</u>	<u>Svc Req Contract</u>	<u>Receipt Location</u>	<u>Receipt Loc Prop</u>	<u>Delivery Location</u>	<u>Delivery Loc Prop</u>	<u>Fuel Quantity</u>
2/2011	M17	W17	TR	106955	511136	277072	521172	28846	280
2/2011	M17	W17	TR	107161	511136	277072	521266	28702	140
2/2011	M17	W17	TR	107306	511136	277072	521298	28736	84
2/2011	M17	W17	TR	107478	511136	277072	521324	28794	588
2/2011	M17	W17	TR	107784	505108	243097	505023	139255	79
2/2011	M17	W17	TR	107877	505038	153808	505023	139255	92
2/2011	M17	W17	TR	107897	505038	153808	505024	139256	3,088
2/2011	M17	W17	TR	107897	513022	338686	505024	139256	1,198
2/2011	M17	W17	TR	107898	505038	153808	505024	139256	72
2/2011	M17	W17	TR	108246	505108	243097	521262	36868	117
2/2011	M17	W17	TR	108246	510005	246067	521262	36868	60
2/2011	M17	W17	TR	108251	511136	277072	521810	36869	1,274
2/2011	M17	W17	TR	108281	505108	243097	521250	28841	18
2/2011	M17	W17	TR	108281	505108	243097	521266	28702	21
2/2011	M17	W17	TR	108281	505108	243097	521314	28661	11
2/2011	M17	W17	TR	108281	505108	243097	521676	100052	54
2/2011	M17	W17	TR	108281	505108	243097	521810	36869	2
2/2011	M17	W17	TR	108281	511136	277072	521172	28846	28
2/2011	M17	W17	TR	108281	511136	277072	521176	28859	110
2/2011	M17	W17	TR	108281	511136	277072	521180	28875	60
2/2011	M17	W17	TR	108281	511136	277072	521198	28782	56
2/2011	M17	W17	TR	108281	511136	277072	521202	28682	26
2/2011	M17	W17	TR	108281	511136	277072	521204	28672	7
2/2011	M17	W17	TR	108281	511136	277072	521210	28828	64
2/2011	M17	W17	TR	108281	511136	277072	521240	28759	150
2/2011	M17	W17	TR	108281	511136	277072	521246	28844	21
2/2011	M17	W17	TR	108281	511136	277072	521250	28841	187
2/2011	M17	W17	TR	108281	511136	277072	521266	28702	121
2/2011	M17	W17	TR	108281	511136	277072	521314	28661	220
2/2011	M17	W17	TR	108281	511136	277072	521394	36936	4
2/2011	M17	W17	TR	108281	511136	277072	521676	100052	313
2/2011	M17	W17	TR	108281	511136	277072	521786	28798	54
2/2011	M17	W17	TR	108281	511136	277072	521810	36869	56

**ANR Pipeline Company  
Transportation Services  
Fuel By Route Analysis**

Reporting Year: January - December 2011  
Production Period: 02/2011

<u>Production Period</u>	<u>Receipt Segment</u>	<u>Delivery Segment</u>	<u>Service Class</u>	<u>Svc Req Contract</u>	<u>Receipt Location</u>	<u>Receipt Loc Prop</u>	<u>Delivery Location</u>	<u>Delivery Loc Prop</u>	<u>Fuel Quantity</u>
2/2011	MI 7	WI 7	TR	108282	511136	277072	521176	28859	280
2/2011	MI 7	WI 7	TR	108283	505108	243097	521176	28859	17
2/2011	MI 7	WI 7	TR	108283	505108	243097	521310	28743	47
2/2011	MI 7	WI 7	TR	108283	505108	243097	521786	28798	2
2/2011	MI 7	WI 7	TR	108283	505108	243097	521810	36869	11
2/2011	MI 7	WI 7	TR	108283	511136	277072	521176	28859	109
2/2011	MI 7	WI 7	TR	108283	511136	277072	521180	28875	14
2/2011	MI 7	WI 7	TR	108283	511136	277072	521210	28828	3
2/2011	MI 7	WI 7	TR	108283	511136	277072	521250	28841	63
2/2011	MI 7	WI 7	TR	108283	511136	277072	521266	28702	2
2/2011	MI 7	WI 7	TR	108283	511136	277072	521310	28743	584
2/2011	MI 7	WI 7	TR	108283	511136	277072	521394	36936	1
2/2011	MI 7	WI 7	TR	108283	511136	277072	521786	28798	26
2/2011	MI 7	WI 7	TR	108283	511136	277072	521810	36869	59
2/2011	MI 7	WI 7	TR	108284	511136	277072	521266	28702	356
2/2011	MI 7	WI 7	TR	108284	511136	277072	521324	28794	8
2/2011	MI 7	WI 7	TR	108288	511136	277072	521314	28661	21
2/2011	MI 7	WI 7	TR	108288	511136	277072	521810	36869	203
2/2011	MI 7	WI 7	TR	108434	511136	277072	521172	28846	530
2/2011	MI 7	WI 7	TR	108434	511136	277072	521210	28828	50
2/2011	MI 7	WI 7	TR	108434	511136	277072	521266	28702	3
2/2011	MI 7	WI 7	TR	108434	511136	277072	521676	100052	7
2/2011	MI 7	WI 7	TR	108897	505038	153808	523032	384134	1
2/2011	MI 7	WI 7	TR	108997	511136	277072	521252	28779	84
2/2011	MI 7	WI 7	TR	109021	505038	153808	521034	183670	7,533
2/2011	MI 7	WI 7	TR	109022	505038	153808	521610	261574	511
2/2011	MI 7	WI 7	TR	109023	505038	153808	521994	3908	2,798
2/2011	MI 7	WI 7	TR	109024	510005	246067	521034	183670	200
2/2011	MI 7	WI 7	TR	109025	510005	246067	521610	261574	3,143
2/2011	MI 7	WI 7	TR	109178	511136	277072	521794	28870	420
2/2011	MI 7	WI 7	TR	109179	511136	277072	521248	28811	1
2/2011	MI 7	WI 7	TR	109179	511136	277072	521250	28841	28
2/2011	MI 7	WI 7	TR	109181	511136	277072	521012	40226	42

**ANR Pipeline Company  
Transportation Services  
Fuel By Route Analysis**

Reporting Year: *January - December 2011*  
 Production Period: *02/2011*

<u>Production Period</u>	<u>Receipt Segment</u>	<u>Delivery Segment</u>	<u>Service Class</u>	<u>Svc Req Contract</u>	<u>Receipt Location</u>	<u>Receipt Loc Prop</u>	<u>Delivery Location</u>	<u>Delivery Loc Prop</u>	<u>Fuel Quantity</u>
2/2011	MI 7	WI 7	TR	109181	511136	277072	521676	100052	7
2/2011	MI 7	WI 7	TR	109182	511136	277072	521250	28841	112
2/2011	MI 7	WI 7	TR	109183	511136	277072	521356	28774	319
2/2011	MI 7	WI 7	TR	109184	511136	277072	521172	28846	33
2/2011	MI 7	WI 7	TR	109184	511136	277072	521316	28831	303
2/2011	MI 7	WI 7	TR	109185	511136	277072	521246	28844	170
2/2011	MI 7	WI 7	TR	109185	511136	277072	521810	36869	32
2/2011	MI 7	WI 7	TR	109186	511136	277072	521676	100052	252
2/2011	MI 7	WI 7	TR	109218	505038	153808	505023	139255	4,374
2/2011	MI 7	WI 7	TR	109222	505038	153808	505024	139256	1,187
2/2011	MI 7	WI 7	TR	109222	505108	243097	505024	139256	61
2/2011	MI 7	WI 7	TR	109222	511136	277072	505024	139256	61
2/2011	MI 7	WI 7	TR	109222	513022	338686	505024	139256	359
2/2011	MI 7	WI 7	TR	109415	511136	277072	521316	28831	588
2/2011	MI 7	WI 7	TR	109854	505038	153808	505023	139255	3,127
2/2011	MI 7	WI 7	TR	109950	511136	277072	521676	100052	140
2/2011	MI 7	WI 7	TR	109952	511136	277072	521324	28794	196
2/2011	MI 7	WI 7	TR	109974	505038	153808	521172	28846	25
2/2011	MI 7	WI 7	TR	109974	505038	153808	521250	28841	32
2/2011	MI 7	WI 7	TR	109974	505038	153808	521258	265372	3
2/2011	MI 7	WI 7	TR	109974	505038	153808	521784	28720	128
2/2011	MI 7	WI 7	TR	109974	505038	153808	521786	28798	80
2/2011	MI 7	WI 7	TR	109974	505038	153808	523034	384136	2,090
2/2011	MI 7	WI 7	TR	109974	505108	243097	523034	384136	471
2/2011	MI 7	WI 7	TR	109974	511136	277072	521250	28841	3
2/2011	MI 7	WI 7	TR	109974	511136	277072	521784	28720	31
2/2011	MI 7	WI 7	TR	109974	511136	277072	523034	384136	80
2/2011	MI 7	WI 7	TR	109976	505038	153808	523034	384136	592
2/2011	MI 7	WI 7	TR	110016	505038	153808	523035	387791	160
2/2011	MI 7	WI 7	TR	110016	505108	243097	523035	387791	933
2/2011	MI 7	WI 7	TR	110016	505230	153728	523035	387791	152
2/2011	MI 7	WI 7	TR	110161	511136	277072	521394	36936	56
2/2011	MI 7	WI 7	TR	110208	511136	277072	521374	28662	140

**ANR Pipeline Company  
Transportation Services  
Fuel By Route Analysis**

Reporting Year: January - December 2011  
Production Period: 02/2011

<u>Production Period</u>	<u>Receipt Segment</u>	<u>Delivery Segment</u>	<u>Service Class</u>	<u>Svc Req Contract</u>	<u>Receipt Location</u>	<u>Receipt Loc Prop</u>	<u>Delivery Location</u>	<u>Delivery Loc Prop</u>	<u>Fuel Quantity</u>
2/2011	MI 7	WI 7	TR	110407	511136	277072	521810	36869	140
2/2011	MI 7	WI 7	TR	110490	511136	277072	521304	28750	588
2/2011	MI 7	WI 7	TR	110491	511136	277072	521304	28750	56
2/2011	MI 7	WI 7	TR	110492	511136	277072	521356	28774	28
2/2011	MI 7	WI 7	TR	110899	511158	48644	521314	28661	41
2/2011	MI 7	WI 7	TR	110903	511136	277072	505025	139257	240
2/2011	MI 7	WI 7	TR	110904	511136	277072	505025	139257	61
2/2011	MI 7	WI 7	TR	110905	505108	243097	505025	139257	183
2/2011	MI 7	WI 7	TR	110905	511136	277072	505025	139257	611
2/2011	MI 7	WI 7	TR	110956	505038	153808	521250	28841	9
2/2011	MI 7	WI 7	TR	110997	511136	277072	521786	28798	56
2/2011	MI 7	WI 7	TR	110998	511136	277072	521394	36936	107
2/2011	MI 7	WI 7	TR	110998	511136	277072	521810	36869	5
2/2011	MI 7	WI 7	TR	110999	511136	277072	521172	28846	28
2/2011	MI 7	WI 7	TR	111201	511136	277072	521262	36868	110
2/2011	MI 7	WI 7	TR	111202	511136	277072	521172	28846	140
2/2011	MI 7	WI 7	TR	111203	511136	277072	521298	28736	112
2/2011	MI 7	WI 7	TR	111284	513022	338686	505024	139256	144
2/2011	MI 7	WI 7	TR	111296	505108	243097	505026	139258	2,183
2/2011	MI 7	WI 7	TR	111316	510005	246067	521370	28788	81
2/2011	MI 7	WI 7	TR	111405	511136	277072	521288	28670	700
2/2011	MI 7	WI 7	TR	111730	505038	153808	521786	28798	12
2/2011	MI 7	WI 7	TR	111730	505038	153808	523034	384136	989
2/2011	MI 7	WI 7	TR	111730	505108	243097	523034	384136	133
2/2011	MI 7	WI 7	TR	111730	510005	246067	523034	384136	61
2/2011	MI 7	WI 7	TR	111730	511136	277072	523034	384136	305
2/2011	MI 7	WI 7	TR	112067	511136	277072	523041	395460	174
2/2011	MI 7	WI 7	TR	112545	511136	277072	521266	28702	168
2/2011	MI 7	WI 7	TR	112565	505038	153808	521296	139402	135
2/2011	MI 7	WI 7	TR	112565	505038	153808	523032	384134	889
2/2011	MI 7	WI 7	TR	112583	505038	153808	523034	384136	94
2/2011	MI 7	WI 7	TR	112583	505108	243097	521314	28661	1
2/2011	MI 7	WI 7	TR	112612	505038	153808	505025	139257	87

**ANR Pipeline Company  
Transportation Services  
Fuel By Route Analysis**

Reporting Year: *January - December 2011*  
Production Period: *02/2011*

<u>Production Period</u>	<u>Receipt Segment</u>	<u>Delivery Segment</u>	<u>Service Class</u>	<u>Svc Reg Contract</u>	<u>Receipt Location</u>	<u>Receipt Loc Prop</u>	<u>Delivery Location</u>	<u>Delivery Loc Prop</u>	<u>Fuel Quantity</u>
2/2011	MI 7	WI 7	TR	112901	511136	277072	521292	28806	28
2/2011	MI 7	WI 7	TR	112903	511136	277072	521830	28814	28
2/2011	MI 7	WI 7	TR	112905	511136	277072	521812	40304	56
2/2011	MI 7	WI 7	TR	112906	511136	277072	521204	28672	28
2/2011	MI 7	WI 7	TR	113018	505038	153808	521262	36868	399
2/2011	MI 7	WI 7	TR	113025	505108	243097	521174	28778	7
2/2011	MI 7	WI 7	TR	113025	505108	243097	521178	28883	17
2/2011	MI 7	WI 7	TR	113025	505108	243097	521186	42139	16
2/2011	MI 7	WI 7	TR	113025	505108	243097	521188	28862	13
2/2011	MI 7	WI 7	TR	113025	505108	243097	521196	28771	21
2/2011	MI 7	WI 7	TR	113025	505108	243097	521246	28844	66
2/2011	MI 7	WI 7	TR	113025	505108	243097	521262	36868	5
2/2011	MI 7	WI 7	TR	113025	505108	243097	521288	28670	6
2/2011	MI 7	WI 7	TR	113025	505108	243097	521298	28736	8
2/2011	MI 7	WI 7	TR	113025	505108	243097	521314	28661	453
2/2011	MI 7	WI 7	TR	113025	505108	243097	521344	28734	4
2/2011	MI 7	WI 7	TR	113025	505108	243097	521676	100052	11
2/2011	MI 7	WI 7	TR	113025	505108	243097	521784	28720	39
2/2011	MI 7	WI 7	TR	113029	505108	243097	521314	28661	30
2/2011	MI 7	WI 7	TR	113035	511136	277072	510041	11661	30
2/2011	MI 7	WI 7	TR	113038	505038	153808	521012	40226	1
2/2011	MI 7	WI 7	TR	113038	505038	153808	521172	28846	108
2/2011	MI 7	WI 7	TR	113038	510005	246067	521172	28846	200
2/2011	MI 7	WI 7	TR	113038	511136	277072	521172	28846	24
2/2011	MI 7	WI 7	TR	113040	505038	153808	521012	40226	16
2/2011	MI 7	WI 7	TR	113040	505038	153808	521246	28844	20
2/2011	MI 7	WI 7	TR	113040	505038	153808	521298	28736	16
2/2011	MI 7	WI 7	TR	113040	505038	153808	521814	36934	12
2/2011	MI 7	WI 7	TR	113040	510005	246067	521172	28846	4
2/2011	MI 7	WI 7	TR	113041	505108	243097	521180	28875	3
2/2011	MI 7	WI 7	TR	113041	505108	243097	521182	28854	6
2/2011	MI 7	WI 7	TR	113041	505108	243097	521218	28865	4
2/2011	MI 7	WI 7	TR	113041	505108	243097	521220	28766	6

**ANR Pipeline Company  
Transportation Services  
Fuel By Route Analysis**

Reporting Year: *January - December 2011*  
Production Period: **02/2011**

<u>Production Period</u>	<u>Receipt Segment</u>	<u>Delivery Segment</u>	<u>Service Class</u>	<u>Svc Req Contract</u>	<u>Receipt Location</u>	<u>Receipt Loc Prop</u>	<u>Delivery Location</u>	<u>Delivery Loc Prop</u>	<u>Fuel Quantity</u>
2/2011	MI 7	W1 7	TR	113041	505108	243097	521246	28844	5
2/2011	MI 7	W1 7	TR	113041	505108	243097	521814	36934	5
2/2011	MI 7	W1 7	TR	113041	511136	277072	521172	28846	13
2/2011	MI 7	W1 7	TR	113041	511136	277072	521180	28875	30
2/2011	MI 7	W1 7	TR	113041	511136	277072	521182	28854	149
2/2011	MI 7	W1 7	TR	113041	511136	277072	521218	28865	101
2/2011	MI 7	W1 7	TR	113041	511136	277072	521220	28766	127
2/2011	MI 7	W1 7	TR	113041	511136	277072	521240	28759	117
2/2011	MI 7	W1 7	TR	113041	511136	277072	521246	28844	129
2/2011	MI 7	W1 7	TR	113041	511136	277072	521814	36934	115
2/2011	MI 7	W1 7	TR	113120	510029	2610	521172	28846	3
2/2011	MI 7	W1 7	TR	113152	505108	243097	523035	387791	102
2/2011	MI 7	W1 7	TR	113181	505038	153808	521266	28702	23
2/2011	MI 7	W1 7	TR	113181	505038	153808	523032	384134	246
2/2011	MI 7	W1 7	TR	113181	505038	153808	523034	384136	37
2/2011	MI 7	W1 7	TR	113181	505038	153808	523035	387791	41
2/2011	MI 7	W1 7	TR	113181	505108	243097	523032	384134	91
2/2011	MI 7	W1 7	TR	113181	510005	246067	521266	28702	11
2/2011	MI 7	W1 7	TR	113239	511136	277072	521814	36934	126
2/2011	MI 7	W1 7	TR	113240	505038	153808	521814	36934	314
2/2011	MI 7	W1 7	TR	113363	505038	153808	521172	28846	74
2/2011	MI 7	W1 7	TR	113363	505108	243097	523035	387791	97
2/2011	MI 7	W1 7	TR	113363	510029	2610	523035	387791	311
2/2011	MI 7	W1 7	TR	113364	505038	153808	523035	387791	122
2/2011	MI 7	W1 7	TR	113364	505108	243097	523035	387791	47
2/2011	MI 7	W1 7	TR	113364	510029	2610	523035	387791	56
2/2011	MI 7	W1 7	TR	113423	505038	153808	521314	28661	68
2/2011	MI 7	W1 7	TR	113430	505038	153808	521250	28841	9
2/2011	MI 7	W1 7	TR	113479	505038	153808	523034	384136	74
2/2011	MI 7	W1 7	TR	113679	505038	153808	523035	387791	31
2/2011	MI 7	W1 7	TR	113682	505108	243097	523035	387791	31
2/2011	MI 7	W1 7	TR	113710	505038	153808	505482	698974	19
2/2011	MI 7	W1 7	TR	113877	511136	277072	521188	28862	168

**ANR Pipeline Company  
Transportation Services  
Fuel By Route Analysis**

Reporting Year: *January - December 2011*  
 Production Period: *02/2011*

<u>Production Period</u>	<u>Receipt Segment</u>	<u>Delivery Segment</u>	<u>Service Class</u>	<u>Svc Req Contract</u>	<u>Receipt Location</u>	<u>Receipt Loc Prop</u>	<u>Delivery Location</u>	<u>Delivery Loc Prop</u>	<u>Fuel Quantity</u>
2/2011	M17	W17	TR	113878	511136	277072	521266	28702	280
2/2011	M17	W17	TR	113879	511136	277072	521350	28660	56
2/2011	M17	W17	TR	113880	511136	277072	521786	28798	140
2/2011	M17	W17	TR	113881	511136	277072	521198	28782	28
2/2011	M17	W17	TR	113882	511136	277072	521374	28662	56
2/2011	M17	W17	TR	113884	511136	277072	521246	28844	224
2/2011	M17	W17	TR	113885	511136	277072	521300	28739	28
2/2011	M17	W17	TR	113886	511136	277072	521166	40496	84
2/2011	M17	W17	TR	113888	511136	277072	521240	28759	56
2/2011	M17	W17	TR	113888	511136	277072	521676	100052	28
2/2011	M17	W17	TR	113889	511136	277072	521178	28883	56
2/2011	M17	W17	TR	113890	511136	277072	521214	40197	28
2/2011	M17	W17	TR	113891	511136	277072	521262	36868	28
2/2011	M17	W17	TR	113894	511136	277072	521172	28846	32
2/2011	M17	W17	TR	113894	511136	277072	521314	28661	1
2/2011	M17	W17	TR	113894	511136	277072	523047	444972	51
2/2011	M17	W17	TR	113895	511136	277072	521320	28740	112
2/2011	M17	W17	TR	113900	511136	277072	521310	28743	28
2/2011	M17	W17	TR	113904	511136	277072	521210	28828	112
2/2011	M17	W17	TR	113906	511136	277072	521344	28734	28
2/2011	M17	W17	TR	113910	511136	277072	521310	28743	28
2/2011	M17	W17	TR	113914	511136	277072	521180	28875	28
2/2011	M17	W17	TR	113915	511136	277072	521314	28661	12
2/2011	M17	W17	TR	113915	511136	277072	521322	28868	156
2/2011	M17	W17	TR	113916	511136	277072	521316	28831	28
2/2011	M17	W17	TR	113917	511136	277072	521194	40223	28
2/2011	M17	W17	TR	113919	511136	277072	521168	28834	275
2/2011	M17	W17	TR	113921	511136	277072	521178	28883	28
2/2011	M17	W17	TR	113922	511136	277072	521784	28720	420
2/2011	M17	W17	TR	113924	511136	277072	521814	36934	28
2/2011	M17	W17	TR	113925	511136	277072	521248	28811	28
2/2011	M17	W17	TR	113928	511136	277072	521240	28759	28
2/2011	M17	W17	TR	113930	511136	277072	521298	28736	140

**ANR Pipeline Company  
Transportation Services  
Fuel By Route Analysis**

Reporting Year: January - December 2011  
Production Period: 02/2011

<u>Production Period</u>	<u>Receipt Segment</u>	<u>Delivery Segment</u>	<u>Service Class</u>	<u>Svc Req Contract</u>	<u>Receipt Location</u>	<u>Receipt Loc Prop</u>	<u>Delivery Location</u>	<u>Delivery Loc Prop</u>	<u>Fuel Quantity</u>
2/2011	M17	W17	TR	113931	511136	277072	521192	28823	28
2/2011	M17	W17	TR	113932	511136	277072	521172	28846	280
2/2011	M17	W17	TR	113933	511136	277072	521204	28672	56
2/2011	M17	W17	TR	113936	511136	277072	521248	28811	56
2/2011	M17	W17	TR	113937	511136	277072	523034	384136	161
2/2011	M17	W17	TR	113938	511136	277072	521184	40224	28
2/2011	M17	W17	TR	113940	511136	277072	521174	28778	125
2/2011	M17	W17	TR	113944	511136	277072	521314	28661	123
2/2011	M17	W17	TR	113945	511136	277072	521814	36934	168
2/2011	M17	W17	TR	113950	511136	277072	521260	36867	28
2/2011	M17	W17	TR	113953	511136	277072	521202	28682	28
2/2011	M17	W17	TR	113956	511136	277072	521324	28794	28
2/2011	M17	W17	TR	113957	511136	277072	521246	28844	196
2/2011	M17	W17	TR	113960	511136	277072	521370	28788	112
2/2011	M17	W17	TR	113961	511136	277072	521286	28853	28
2/2011	M17	W17	TR	113966	511136	277072	521812	40304	84
2/2011	M17	W17	TR	113969	511136	277072	521172	28846	486
2/2011	M17	W17	TR	113975	511136	277072	521268	40497	28
2/2011	M17	W17	TR	113976	511136	277072	521012	40226	28
2/2011	M17	W17	TR	113981	511136	277072	521374	28662	56
2/2011	M17	W17	TR	113985	511136	277072	521270	28676	28
2/2011	M17	W17	TR	113987	511136	277072	521784	28720	587
2/2011	M17	W17	TR	113994	511136	277072	521012	40226	6
2/2011	M17	W17	TR	113998	511136	277072	521316	28831	28
2/2011	M17	W17	TR	114000	511136	277072	521172	28846	20
2/2011	M17	W17	TR	114002	511136	277072	521172	28846	3
2/2011	M17	W17	TR	114004	511136	277072	521012	40226	9
2/2011	M17	W17	TR	114005	511136	277072	521172	28846	21
2/2011	M17	W17	TR	114007	511136	277072	521172	28846	70
2/2011	M17	W17	TR	114013	510005	246067	521370	28788	3
2/2011	M17	W17	TR	114013	511136	277072	521172	28846	19
2/2011	M17	W17	TR	114015	511136	277072	521172	28846	30
2/2011	M17	W17	TR	114130	505038	153808	521012	40226	6



**ANR Pipeline Company  
 Transportation Services  
 Fuel By Route Analysis**

**Reporting Year: January - December 2011**  
**Production Period: 02/2011**

<u>Production Period</u>	<u>Receipt Segment</u>	<u>Delivery Segment</u>	<u>Service Class</u>	<u>Svc Req Contract</u>	<u>Receipt Location</u>	<u>Receipt Loc Prop</u>	<u>Delivery Location</u>	<u>Delivery Loc Prop</u>	<u>Fuel Quantity</u>
2/2011	M17	W17	TR	114130	505038	153808	521172	28846	345
2/2011	M17	W17	TR	114130	505038	153808	521174	28778	34
2/2011	M17	W17	TR	114130	505038	153808	521178	28883	24
2/2011	M17	W17	TR	114130	505038	153808	521188	28862	20
2/2011	M17	W17	TR	114130	505038	153808	521196	28771	12
2/2011	M17	W17	TR	114130	505038	153808	521204	28672	4
2/2011	M17	W17	TR	114130	505038	153808	521240	28759	37
2/2011	M17	W17	TR	114130	505038	153808	521246	28844	119
2/2011	M17	W17	TR	114130	505038	153808	521250	28841	9
2/2011	M17	W17	TR	114130	505038	153808	521266	28702	156
2/2011	M17	W17	TR	114130	505038	153808	521314	28661	103
2/2011	M17	W17	TR	114130	505038	153808	521374	28662	10
2/2011	M17	W17	TR	114130	505038	153808	521784	28720	128
2/2011	M17	W17	TR	114130	505038	153808	521814	36934	8
2/2011	M17	W17	TR	114130	505038	153808	523034	384136	17
2/2011	M17	W17	TR	114130	505108	243097	521012	40226	10
2/2011	M17	W17	TR	114130	505108	243097	521172	28846	165
2/2011	M17	W17	TR	114130	505108	243097	521196	28771	28
2/2011	M17	W17	TR	114130	505108	243097	521240	28759	14
2/2011	M17	W17	TR	114130	505108	243097	521246	28844	23
2/2011	M17	W17	TR	114130	505108	243097	521266	28702	57
2/2011	M17	W17	TR	114130	505108	243097	521314	28661	33
2/2011	M17	W17	TR	114130	505108	243097	521784	28720	49
2/2011	M17	W17	TR	114130	510005	246067	521012	40226	28
2/2011	M17	W17	TR	114130	510005	246067	521172	28846	125
2/2011	M17	W17	TR	114130	510005	246067	521174	28778	10
2/2011	M17	W17	TR	114130	510005	246067	521178	28883	8
2/2011	M17	W17	TR	114130	510005	246067	521240	28759	15
2/2011	M17	W17	TR	114130	510005	246067	521246	28844	47
2/2011	M17	W17	TR	114130	510005	246067	521266	28702	23
2/2011	M17	W17	TR	114130	510005	246067	521314	28661	7
2/2011	M17	W17	TR	114130	510005	246067	521784	28720	43
2/2011	M17	W17	TR	114130	510005	246067	523034	384136	21

**ANR Pipeline Company  
Transportation Services  
Fuel By Route Analysis**

Reporting Year: January - December 2011  
Production Period: 02/2011

<u>Production Period</u>	<u>Receipt Segment</u>	<u>Delivery Segment</u>	<u>Service Class</u>	<u>Svc Req Contract</u>	<u>Receipt Location</u>	<u>Receipt Loc Prop</u>	<u>Delivery Location</u>	<u>Delivery Loc Prop</u>	<u>Fuel Quantity</u>
2/2011	M17	W17	TR	114130	510029	2610	521172	28846	40
2/2011	M17	W17	TR	114130	510029	2610	521178	28883	9
2/2011	M17	W17	TR	114130	510029	2610	521186	42139	4
2/2011	M17	W17	TR	114130	510029	2610	521240	28759	5
2/2011	M17	W17	TR	114130	510029	2610	521246	28844	31
2/2011	M17	W17	TR	114130	510029	2610	521266	28702	24
2/2011	M17	W17	TR	114130	510029	2610	521314	28661	20
2/2011	M17	W17	TR	114130	510029	2610	521676	100052	8
2/2011	M17	W17	TR	114130	510029	2610	521784	28720	37
2/2011	M17	W17	TR	114130	510029	2610	521814	36934	8
2/2011	M17	W17	TR	114130	510029	2610	523034	384136	6
2/2011	M17	W17	TR	114130	511136	277072	521012	40226	14
2/2011	M17	W17	TR	114130	511136	277072	521168	28834	3
2/2011	M17	W17	TR	114130	511136	277072	521172	28846	171
2/2011	M17	W17	TR	114130	511136	277072	521174	28778	27
2/2011	M17	W17	TR	114130	511136	277072	521186	42139	8
2/2011	M17	W17	TR	114130	511136	277072	521204	28672	3
2/2011	M17	W17	TR	114130	511136	277072	521240	28759	19
2/2011	M17	W17	TR	114130	511136	277072	521246	28844	48
2/2011	M17	W17	TR	114130	511136	277072	521266	28702	61
2/2011	M17	W17	TR	114130	511136	277072	521314	28661	42
2/2011	M17	W17	TR	114130	511136	277072	521784	28720	83
2/2011	M17	W17	TR	114130	511136	277072	521814	36934	8
2/2011	M17	W17	TR	114489	511136	277072	521288	28670	28
2/2011	M17	W17	TR	114490	505038	153808	523034	384136	28
2/2011	M17	W17	TR	114490	505108	243097	523034	384136	21
2/2011	M17	W17	TR	114490	505108	243097	523035	387791	184
2/2011	M17	W17	TR	114490	513022	338686	523034	384136	18
2/2011	M17	W17	TR	114492	505108	243097	510033	28873	2,204
2/2011	M17	W17	TR	114492	511136	277072	510033	28873	607
2/2011	M17	W17	TR	114505	505108	243097	505026	139258	224
2/2011	M17	W17	TR	114507	511136	277072	521316	28831	28
2/2011	M17	W17	TR	114508	511136	277072	521324	28794	84

**ANR Pipeline Company  
Transportation Services  
Fuel By Route Analysis**

Reporting Year: January - December 2011  
Production Period: 02/2011

<u>Production Period</u>	<u>Receipt Segment</u>	<u>Delivery Segment</u>	<u>Service Class</u>	<u>Svc Req Contract</u>	<u>Receipt Location</u>	<u>Receipt Loc Prop</u>	<u>Delivery Location</u>	<u>Delivery Loc Prop</u>	<u>Fuel Quantity</u>
2/2011	MI7	WI7	TR	114509	511136	277072	521676	100052	27
2/2011	MI7	WI7	TR	114512	511136	277072	521262	36868	240
2/2011	MI7	WI7	TR	114525	511136	277072	521200	28679	28
2/2011	MI7	WI7	TR	114584	511136	277072	521324	28794	51
2/2011	MI7	WI7	TR	114584	511136	277072	521394	36936	119
2/2011	MI7	WI7	TR	114668	505038	153808	521258	265372	1
2/2011	MI7	WI7	TR	114671	505038	153808	521266	28702	931
2/2011	MI7	WI7	TR	114671	505038	153808	523035	387791	61
2/2011	MI7	WI7	TR	114671	505108	243097	521266	28702	147
2/2011	MI7	WI7	TR	114671	505108	243097	523035	387791	226
2/2011	MI7	WI7	TR	114671	510029	2610	521266	28702	35
2/2011	MI7	WI7	TR	114677	505108	243097	521288	28670	258
2/2011	MI7	WI7	TR	114746	505038	153808	521012	40226	3
2/2011	MI7	WI7	TR	114746	505038	153808	521172	28846	6
2/2011	MI7	WI7	TR	114823	511136	277072	521266	28702	196
2/2011	MI7	WI7	TR	115067	505038	153808	505024	139256	398
2/2011	MI7	WI7	TR	115138	511136	277072	521336	28738	22
2/2011	MI7	WI7	TR	115224	511136	277072	521012	40226	28
2/2011	MI7	WI7	TR	115225	511136	277072	521172	28846	84
2/2011	MI7	WI7	TR	115313	505038	153808	521266	28702	426
2/2011	MI7	WI7	TR	115313	505038	153808	523034	384136	61
2/2011	MI7	WI7	TR	115314	505038	153808	521266	28702	207
2/2011	MI7	WI7	TR	115314	505038	153808	523034	384136	260
2/2011	MI7	WI7	TR	115823	505038	153808	521314	28661	64
2/2011	MI7	WI7	TR	115823	505108	243097	521314	28661	142
2/2011	MI7	WI7	TR	115828	505038	153808	521314	28661	12
2/2011	MI7	WI7	TR	115930	511136	277072	521172	28846	84
2/2011	MI7	WI7	TR	115931	511136	277072	521172	28846	3
2/2011	MI7	WI7	TR	115931	511136	277072	521298	28736	69
2/2011	MI7	WI7	TR	115931	511136	277072	521314	28661	12
2/2011	MI7	WI7	TR	115957	505038	153808	505504	854822	159
2/2011	MI7	WI7	TR	116029	511136	277072	521246	28844	196
2/2011	MI7	WI7	TR	116043	511158	48644	521314	28661	43

**ANR Pipeline Company  
Transportation Services  
Fuel By Route Analysis**

**Reporting Year: January - December 2011  
Production Period: 02/2011**

<u>Production Period</u>	<u>Receipt Segment</u>	<u>Delivery Segment</u>	<u>Service Class</u>	<u>Svc Req Contract</u>	<u>Receipt Location</u>	<u>Receipt Loc Prop</u>	<u>Delivery Location</u>	<u>Delivery Loc Prop</u>	<u>Fuel Quantity</u>
2/2011	M17	W17	TR	116064	505038	153808	505025	139257	2,024
2/2011	M17	W17	TR	116106	510005	246067	521164	28842	166
2/2011	M17	W17	TR	116106	511136	277072	521164	28842	84
2/2011	M17	W17	TR	116107	505038	153808	521164	28842	80
2/2011	M17	W17	TR	116107	510005	246067	521164	28842	206
2/2011	M17	W17	TR	116108	505038	153808	521266	28702	50
2/2011	M17	W17	TR	116565	511136	277072	521202	28682	6
2/2011	M17	W17	TR	116565	511136	277072	521204	28672	22
2/2011	M17	W17	TR	116565	511136	277072	521280	28684	40
2/2011	M17	W17	TR	116566	505038	153808	521318	28829	12
2/2011	M17	W17	TR	116567	505038	153808	521164	28842	27
2/2011	M17	W17	TR	116567	505038	153808	521336	28738	101
2/2011	M17	W17	TR	116567	511136	277072	521336	28738	18
2/2011	M17	W17	TR	116567	513022	338686	521336	28738	32
2/2011	M17	W17	TR	116568	511136	277072	521340	28732	168
2/2011	M17	W17	TR	116568	511136	277072	521392	28730	84
2/2011	M17	W17	TR	116569	505038	153808	521330	28761	119
2/2011	M17	W17	TR	116570	510005	246067	521250	28841	420
2/2011	M17	W17	TR	116573	510005	246067	521676	100052	336
2/2011	M17	W17	TR	116576	510005	246067	521164	28842	5
2/2011	M17	W17	TR	116576	510005	246067	521246	28844	535
2/2011	M17	W17	TR	116576	510005	246067	521322	28868	52
2/2011	M17	W17	TR	116576	510005	246067	521372	11703	5
2/2011	M17	W17	TR	116580	510005	246067	521316	28831	275
2/2011	M17	W17	TR	116580	511136	277072	521316	28831	233
2/2011	M17	W17	TR	116588	511136	277072	521814	36934	74
2/2011	M17	W17	TR	116740	505038	153808	523068	956594	1
2/2011	M17	W17	TR	116740	505230	153728	523068	956594	47
2/2011	M17	W17	TR	116815	511136	277072	521178	28883	671
2/2011	M17	W17	TR	116819	505123	261474	521314	28661	2
2/2011	M17	W17	TR	116976	511136	277072	521316	28831	84
2/2011	M17	W17	TR	117060	511136	277072	521174	28778	78
2/2011	M17	W17	TR	117377	505038	153808	521172	28846	24

**ANR Pipeline Company  
Transportation Services  
Fuel By Route Analysis**

Reporting Year: *January - December 2011*  
Production Period: *02/2011*

<u>Production Period</u>	<u>Receipt Segment</u>	<u>Delivery Segment</u>	<u>Service Class</u>	<u>Svc Req Contract</u>	<u>Receipt Location</u>	<u>Receipt Loc Prop</u>	<u>Delivery Location</u>	<u>Delivery Loc Prop</u>	<u>Fuel Quantity</u>
2/2011	M17	W17	TR	117377	505038	153808	521262	36868	5
2/2011	M17	W17	TR	117377	511136	277072	521172	28846	404
2/2011	M17	W17	TR	117377	511136	277072	521262	36868	98
2/2011	M17	W17	TR	117554	511128	139396	521034	183670	30
2/2011	M17	W17	TR	117555	511128	139396	521034	183670	6
2/2011	M17	W17	TR	117597	505038	153808	521250	28841	39
2/2011	M17	W17	TR	117597	505108	243097	521250	28841	85
2/2011	M17	W17	TR	117597	511136	277072	521172	28846	111
2/2011	M17	W17	TR	117597	511136	277072	521250	28841	594
2/2011	M17	W17	TR	117598	511136	277072	521172	28846	917
2/2011	M17	W17	TR	117599	511136	277072	521246	28844	280
2/2011	M17	W17	TR	117602	505038	153808	521172	28846	4
2/2011	M17	W17	TR	117602	505108	243097	505026	139258	194
2/2011	M17	W17	TR	117602	505108	243097	510033	28873	91
2/2011	M17	W17	TR	117602	505108	243097	510041	11661	15
2/2011	M17	W17	TR	117602	505108	243097	521172	28846	108
2/2011	M17	W17	TR	117602	505108	243097	521266	28702	14
2/2011	M17	W17	TR	117602	505108	243097	523034	384136	191
2/2011	M17	W17	TR	117602	505108	243097	523035	387791	123
2/2011	M17	W17	TR	117602	511158	48644	521314	28661	3
2/2011	M17	W17	TR	117609	505038	153808	523034	384136	59
2/2011	M17	W17	TR	117609	505108	243097	505026	139258	554
2/2011	M17	W17	TR	117609	505108	243097	523035	387791	123
2/2011	M17	W17	TR	117610	505038	153808	523034	384136	2
2/2011	M17	W17	TR	117610	505108	243097	510041	11661	26
2/2011	M17	W17	TR	117610	505108	243097	521322	28868	48
2/2011	M17	W17	TR	117610	505108	243097	523035	387791	30
2/2011	M17	W17	TR	117622	511136	277072	521164	28842	5
2/2011	M17	W17	TR	117622	511136	277072	521172	28846	11
2/2011	M17	W17	TR	117622	511136	277072	521246	28844	864
2/2011	M17	W17	TR	117622	511136	277072	521250	28841	627
2/2011	M17	W17	TR	117622	511136	277072	521370	28788	1,716
2/2011	M17	W17	TR	117622	511136	277072	521786	28798	24

**ANR Pipeline Company  
Transportation Services  
Fuel By Route Analysis**

Reporting Year: January - December 2011  
 Production Period: 02/2011

<u>Production Period</u>	<u>Receipt Segment</u>	<u>Delivery Segment</u>	<u>Service Class</u>	<u>Svc Req Contract</u>	<u>Receipt Location</u>	<u>Receipt Loc Prop</u>	<u>Delivery Location</u>	<u>Delivery Loc Prop</u>	<u>Fuel Quantity</u>
2/2011	M17	W17	TR	117623	505038	153808	511130	40471	7
2/2011	M17	W17	TR	117623	505038	153808	521180	28875	1
2/2011	M17	W17	TR	117623	505038	153808	521250	28841	20
2/2011	M17	W17	TR	117623	505038	153808	521266	28702	7
2/2011	M17	W17	TR	117623	505038	153808	521298	28736	17
2/2011	M17	W17	TR	117623	505108	243097	521240	28759	7
2/2011	M17	W17	TR	117623	505108	243097	521298	28736	10
2/2011	M17	W17	TR	117623	511136	277072	511130	40471	98
2/2011	M17	W17	TR	117623	511136	277072	521180	28875	55
2/2011	M17	W17	TR	117623	511136	277072	521240	28759	89
2/2011	M17	W17	TR	117623	511136	277072	521250	28841	4
2/2011	M17	W17	TR	117623	511136	277072	521266	28702	88
2/2011	M17	W17	TR	117623	511136	277072	521298	28736	178
2/2011	M17	W17	TR	117623	511136	277072	521328	28763	30
2/2011	M17	W17	TR	117623	511136	277072	521336	28738	29
2/2011	M17	W17	TR	117623	511136	277072	521392	28730	93
2/2011	M17	W17	TR	117624	505038	153808	521250	28841	148
2/2011	M17	W17	TR	117624	511136	277072	521172	28846	26
2/2011	M17	W17	TR	117624	511136	277072	521240	28759	18
2/2011	M17	W17	TR	117624	511136	277072	521250	28841	4
2/2011	M17	W17	TR	117624	511136	277072	523047	444972	341
2/2011	M17	W17	TR	117627	505038	153808	521164	28842	12
2/2011	M17	W17	TR	117627	505038	153808	521178	28883	12
2/2011	M17	W17	TR	117627	505038	153808	521310	28743	43
2/2011	M17	W17	TR	117627	511136	277072	521310	28743	12
2/2011	M17	W17	TR	117629	505038	153808	521164	28842	6
2/2011	M17	W17	TR	117629	505038	153808	521370	28788	26
2/2011	M17	W17	TR	117629	511136	277072	521370	28788	9
2/2011	M17	W17	TR	117631	505038	153808	521164	28842	13
2/2011	M17	W17	TR	117631	505038	153808	521374	28662	61
2/2011	M17	W17	TR	117632	505038	153808	521164	28842	67
2/2011	M17	W17	TR	117632	505038	153808	521266	28702	29
2/2011	M17	W17	TR	117632	505038	153808	521324	28794	96

**ANR Pipeline Company  
Transportation Services  
Fuel By Route Analysis**

Reporting Year: January - December 2011  
Production Period: 02/2011

<u>Production Period</u>	<u>Receipt Segment</u>	<u>Delivery Segment</u>	<u>Service Class</u>	<u>Svc Req Contract</u>	<u>Receipt Location</u>	<u>Receipt Loc Prop</u>	<u>Delivery Location</u>	<u>Delivery Loc Prop</u>	<u>Fuel Quantity</u>
2/2011	MI 7	WI 7	TR	117632	505038	153808	521372	11703	1
2/2011	MI 7	WI 7	TR	117632	511136	277072	521324	28794	78
2/2011	MI 7	WI 7	TR	117632	513022	338686	521324	28794	37
2/2011	MI 7	WI 7	TR	117633	511136	277072	521164	28842	4
2/2011	MI 7	WI 7	TR	117634	505038	153808	521164	28842	24
2/2011	MI 7	WI 7	TR	117634	511136	277072	521164	28842	9
2/2011	MI 7	WI 7	TR	117635	510005	246067	521370	28788	49
2/2011	MI 7	WI 7	TR	117635	510005	246067	521372	11703	468
2/2011	MI 7	WI 7	TR	117636	505038	153808	521246	28844	9
2/2011	MI 7	WI 7	TR	117643	505038	153808	521266	28702	48
2/2011	MI 7	WI 7	TR	117645	505038	153808	521164	28842	3
2/2011	MI 7	WI 7	TR	117645	505038	153808	521174	28778	3
2/2011	MI 7	WI 7	TR	117646	505038	153808	521012	40226	9
2/2011	MI 7	WI 7	TR	117646	505038	153808	521322	28868	157
2/2011	MI 7	WI 7	TR	117648	505038	153808	521250	28841	25
2/2011	MI 7	WI 7	TR	117650	505038	153808	521310	28743	45
2/2011	MI 7	WI 7	TR	117651	505038	153808	521246	28844	4
2/2011	MI 7	WI 7	TR	117652	505038	153808	521164	28842	47
2/2011	MI 7	WI 7	TR	117652	505038	153808	521676	100052	9
2/2011	MI 7	WI 7	TR	117653	505038	153808	521262	36868	110
2/2011	MI 7	WI 7	TR	117653	505038	153808	521288	28670	30
2/2011	MI 7	WI 7	TR	117654	505038	153808	521316	28831	184
2/2011	MI 7	WI 7	TR	117654	511136	277072	521316	28831	9
2/2011	MI 7	WI 7	TR	117654	513022	338686	521316	28831	30
2/2011	MI 7	WI 7	TR	117655	505038	153808	521356	28774	24
2/2011	MI 7	WI 7	TR	117656	505038	153808	521180	28875	292
2/2011	MI 7	WI 7	TR	117656	505038	153808	521322	28868	35
2/2011	MI 7	WI 7	TR	117657	505038	153808	521176	28859	34
2/2011	MI 7	WI 7	TR	117657	505038	153808	521322	28868	100
2/2011	MI 7	WI 7	TR	117661	511136	277072	521266	28702	28
2/2011	MI 7	WI 7	TR	117696	505038	153808	521012	40226	2
2/2011	MI 7	WI 7	TR	117696	505038	153808	521314	28661	243
2/2011	MI 7	WI 7	TR	117696	510005	246067	521314	28661	439

**ANR Pipeline Company  
Transportation Services  
Fuel By Route Analysis**

**VASCR351**

Reporting Year: *January - December 2011*  
 Production Period: **02/2011**

<u>Production Period</u>	<u>Receipt Segment</u>	<u>Delivery Segment</u>	<u>Service Class</u>	<u>Svc Req Contract</u>	<u>Receipt Location</u>	<u>Receipt Loc Prop</u>	<u>Delivery Location</u>	<u>Delivery Loc Prop</u>	<u>Fuel Quantity</u>
2/2011	M17	W17	TR	117696	511136	277072	521314	28661	84
2/2011	M17	W17	TR	117702	505038	153808	521164	28842	12
2/2011	M17	W17	TR	117702	505038	153808	521322	28868	58
2/2011	M17	W17	TR	117711	511136	277072	521322	28868	503
2/2011	M17	W17	TR	117711	511136	277072	521372	11703	1
2/2011	M17	W17	TR	117727	505038	153808	523034	384136	5
2/2011	M17	W17	TR	117727	505038	153808	523035	387791	15
2/2011	M17	W17	TR	117749	505038	153808	521676	100052	37
2/2011	M17	W17	TR	117749	511136	277072	521164	28842	3
2/2011	M17	W17	TR	117749	511136	277072	521168	28834	20
2/2011	M17	W17	TR	117749	511136	277072	521174	28778	120
2/2011	M17	W17	TR	117749	511136	277072	521210	28828	22
2/2011	M17	W17	TR	117749	511136	277072	521238	28836	105
2/2011	M17	W17	TR	117749	511136	277072	521266	28702	601
2/2011	M17	W17	TR	117749	511136	277072	521322	28868	217
2/2011	M17	W17	TR	117749	511136	277072	521676	100052	1,217
2/2011	M17	W17	TR	117749	511136	277072	523034	384136	480
2/2011	M17	W17	TR	117755	505038	153808	521316	28831	16
2/2011	M17	W17	TR	117755	513022	338686	521316	28831	3
2/2011	M17	W17	TR	117778	511136	277072	521164	28842	88
2/2011	M17	W17	TR	117778	511136	277072	521246	28844	9
2/2011	M17	W17	TR	117778	511136	277072	521262	36868	520
2/2011	M17	W17	TR	117778	511136	277072	521266	28702	215
2/2011	M17	W17	TR	117778	511136	277072	521316	28831	778
2/2011	M17	W17	TR	117778	511136	277072	521814	36934	1
2/2011	M17	W17	TR	117902	505038	153808	521266	28702	4
2/2011	M17	W17	TR	117902	505038	153808	523032	384134	91
2/2011	M17	W17	TR	117902	505038	153808	523034	384136	21
2/2011	M17	W17	TR	117902	505038	153808	523035	387791	21
2/2011	M17	W17	TR	118094	505038	153808	511130	40471	21
2/2011	M17	W17	TR	118094	505038	153808	521012	40226	18
2/2011	M17	W17	TR	118094	505038	153808	521168	28834	2
2/2011	M17	W17	TR	118094	505038	153808	521176	28859	8



**ANR Pipeline Company  
Transportation Services  
Fuel By Route Analysis**

VASCR351

Reporting Year: January - December 2011  
Production Period: 02/2011

<u>Production Period</u>	<u>Receipt Segment</u>	<u>Delivery Segment</u>	<u>Service Class</u>	<u>Svc Req Contract</u>	<u>Receipt Location</u>	<u>Receipt Loc Prop</u>	<u>Delivery Location</u>	<u>Delivery Loc Prop</u>	<u>Fuel Quantity</u>
2/2011	MI7	WI7	TR	118094	505038	153808	521180	28875	6
2/2011	MI7	WI7	TR	118094	505038	153808	521190	28825	8
2/2011	MI7	WI7	TR	118094	505038	153808	521200	28679	8
2/2011	MI7	WI7	TR	118094	505038	153808	521208	28780	8
2/2011	MI7	WI7	TR	118094	505038	153808	521212	28882	8
2/2011	MI7	WI7	TR	118094	505038	153808	521214	40197	24
2/2011	MI7	WI7	TR	118094	505038	153808	521230	28819	8
2/2011	MI7	WI7	TR	118094	505038	153808	521240	28759	8
2/2011	MI7	WI7	TR	118094	505038	153808	521314	28661	16
2/2011	MI7	WI7	TR	118094	505038	153808	521328	28763	30
2/2011	MI7	WI7	TR	118094	505038	153808	521330	28761	16
2/2011	MI7	WI7	TR	118094	505038	153808	521344	28734	2
2/2011	MI7	WI7	TR	118094	505038	153808	521350	28660	16
2/2011	MI7	WI7	TR	118094	505038	153808	521356	28774	8
2/2011	MI7	WI7	TR	118094	505038	153808	521786	28798	5
2/2011	MI7	WI7	TR	118094	505038	153808	521812	40304	8
2/2011	MI7	WI7	TR	118094	505038	153808	523047	444972	99
2/2011	MI7	WI7	TR	118094	510005	246067	511130	40471	37
2/2011	MI7	WI7	TR	118094	510005	246067	521012	40226	37
2/2011	MI7	WI7	TR	118094	510005	246067	521168	28834	4
2/2011	MI7	WI7	TR	118094	510005	246067	521172	28846	17
2/2011	MI7	WI7	TR	118094	510005	246067	521176	28859	11
2/2011	MI7	WI7	TR	118094	510005	246067	521180	28875	12
2/2011	MI7	WI7	TR	118094	510005	246067	521190	28825	18
2/2011	MI7	WI7	TR	118094	510005	246067	521200	28679	18
2/2011	MI7	WI7	TR	118094	510005	246067	521208	28780	18
2/2011	MI7	WI7	TR	118094	510005	246067	521212	28882	18
2/2011	MI7	WI7	TR	118094	510005	246067	521214	40197	45
2/2011	MI7	WI7	TR	118094	510005	246067	521230	28819	27
2/2011	MI7	WI7	TR	118094	510005	246067	521240	28759	7
2/2011	MI7	WI7	TR	118094	510005	246067	521314	28661	36
2/2011	MI7	WI7	TR	118094	510005	246067	521328	28763	77
2/2011	MI7	WI7	TR	118094	510005	246067	521330	28761	36

**ANR Pipeline Company  
Transportation Services  
Fuel By Route Analysis**

Reporting Year: January - December 2011  
Production Period: 02/2011

<u>Production Period</u>	<u>Receipt Segment</u>	<u>Delivery Segment</u>	<u>Service Class</u>	<u>Svc Req Contract</u>	<u>Receipt Location</u>	<u>Receipt Loc Prop</u>	<u>Delivery Location</u>	<u>Delivery Loc Prop</u>	<u>Fuel Quantity</u>
2/2011	M17	W17	TR	118094	510005	246067	521344	28734	5
2/2011	M17	W17	TR	118094	510005	246067	521350	28660	36
2/2011	M17	W17	TR	118094	510005	246067	521356	28774	18
2/2011	M17	W17	TR	118094	510005	246067	521786	28798	10
2/2011	M17	W17	TR	118094	510005	246067	521812	40304	18
2/2011	M17	W17	TR	118094	510005	246067	523047	444972	214
2/2011	M17	W17	TR	118094	511136	277072	523047	444972	24
2/2011	M17	W17	TR	118115	505038	153808	521012	40226	7
2/2011	M17	W17	TR	118115	505038	153808	521186	42139	5
2/2011	M17	W17	TR	118115	505038	153808	521298	28736	8
2/2011	M17	W17	TR	118127	505038	153808	523035	387791	78
2/2011	M17	W17	TR	118127	505108	243097	523035	387791	732
2/2011	M17	W17	TR	118127	511136	277072	523035	387791	61
2/2011	M17	W17	TR	118128	505038	153808	521034	183670	24
2/2011	M17	W17	TR	118128	505038	153808	523068	956594	4
2/2011	M17	W17	TR	118131	505038	153808	521034	183670	142
2/2011	M17	W17	TR	118131	505038	153808	523068	956594	12
2/2011	M17	W17	TR	118135	505038	153808	521266	28702	62
2/2011	M17	W17	TR	118135	505038	153808	523032	384134	155
2/2011	M17	W17	TR	118135	505038	153808	523034	384136	31
2/2011	M17	W17	TR	118135	505038	153808	523035	387791	31
2/2011	M17	W17	TR	118174	505108	243097	523035	387791	36
2/2011	M17	W17	TR	118175	505108	243097	510033	28873	12
2/2011	M17	W17	TR	118175	505108	243097	510041	11661	2
2/2011	M17	W17	TR	118175	505108	243097	521172	28846	14
2/2011	M17	W17	TR	118175	505108	243097	523035	387791	24
2/2011	M17	W17	TS	106539	505038	153808	521172	28846	36
2/2011	M17	W17	TS	106539	505038	153808	521250	28841	52
2/2011	M17	W17	TS	106539	505038	153808	521784	28720	136
2/2011	M17	W17	TS	108864	505038	153808	521392	28730	234
2/2011	M17	W17	TS	108872	505038	153808	521396	150407	44
2/2011	ML0	ML0	TR	26950	501120	206051	505058	216158	117,923
2/2011	ML0	ML0	TR	26950	501120	206051	505058	216158	2,436

**ANR Pipeline Company  
Transportation Services  
Fuel By Route Analysis**

Reporting Year: *January - December 2011*  
Production Period: **02/2011**

<u>Production Period</u>	<u>Receipt Segment</u>	<u>Delivery Segment</u>	<u>Service Class</u>	<u>Svc Req Contract</u>	<u>Receipt Location</u>	<u>Receipt Loc Prop</u>	<u>Delivery Location</u>	<u>Delivery Loc Prop</u>	<u>Fuel Quantity</u>
2/2011	MW 5	MW 6	TR	114767	513067	696539	521608	171759	2,436
<b>Segment</b>									
2/2011	MW 6	MI 7	TR	50	521420	4602	505038	153808	392
2/2011	MW 6	MI 7	TR	750	505014	139246	505038	153808	392
2/2011	MW 6	MI 7	TR	1800	505013	139241	505038	153808	49
2/2011	MW 6	MI 7	TR	108985	505005	139233	505038	153808	1
2/2011	MW 6	MI 7	TR	116422	521482	4741	505038	153808	93
<b>Segment</b>									
2/2011	SE 1	ME 2	TR	112842	511164	186900	521044	261572	3
<b>Segment</b>									
2/2011	SE 1	MI 7	TR	117952	511164	186900	521932	138744	60
2/2011	SE 1	MI 7	TR	117976	511164	186900	521932	138744	206
2/2011	SE 1	MI 7	TR	118017	511164	186900	521932	138744	702
<b>Segment</b>									
2/2011	SE 1	SE 2	TR	106391	511164	186900	521632	42593	196
2/2011	SE 1	SE 2	TR	106391	513078	766184	521632	42593	18
2/2011	SE 1	SE 2	TR	113017	512438	40674	505240	217760	112
<b>Segment</b>									
2/2011	SE 1	SW 3	TR	113399	511164	186900	505039	153905	326
<b>Segment</b>									
2/2011	SE 2	ME 2	TR	104491	505002	103565	521982	283195	94
2/2011	SE 2	ME 2	TR	105508	505002	103565	523069	1055519	54
2/2011	SE 2	ME 2	TR	106309	505002	103565	521594	20666	28
2/2011	SE 2	ME 2	TR	107782	505002	103565	523066	781395	176
2/2011	SE 2	ME 2	TR	109770	505002	103565	523043	416969	785
2/2011	SE 2	ME 2	TR	109770	505264	68285	523043	416969	928
2/2011	SE 2	ME 2	TR	109772	505002	103565	523043	416969	785
2/2011	SE 2	ME 2	TR	115622	505002	103565	523009	312115	26
2/2011	SE 2	ME 2	TR	117748	505002	103565	521536	20046	364

**ANR Pipeline Company  
Transportation Services  
Fuel By Route Analysis**

VASCR351

Reporting Year: *January - December 2011*  
Production Period: 02/2011

<u>Production Period</u>	<u>Receipt Segment</u>	<u>Delivery Segment</u>	<u>Service Class</u>	<u>Svc Req Contract</u>	<u>Receipt Location</u>	<u>Receipt Loc Prop</u>	<u>Delivery Location</u>	<u>Delivery Loc Prop</u>	<u>Fuel Quantity</u>
2/2011	SE 2	ME 2	TR	117748	505002	103565	523066	781395	178
2/2011	SE 2	ME 2	TS	102722	505002	103565	505126	267228	1,316
2/2011	SE 2	ME 2	TS	109197	505002	103565	505060	221444	1,526
	<b>Segment</b>								<b>20,156</b>
2/2011	SE 2	ME 3	TR	80816	505002	103565	520014	261713	47
2/2011	SE 2	ME 3	TR	107275	505002	103565	505490	755893	282
2/2011	SE 2	ME 3	TR	107275	505002	103565	523006	314730	469
2/2011	SE 2	ME 3	TR	108031	505002	103565	521688	153708	2,575
2/2011	SE 2	ME 3	TR	109528	505002	103565	520024	21906	18,130
2/2011	SE 2	ME 3	TR	109950	505002	103565	521638	153767	584
2/2011	SE 2	ME 3	TR	109952	505002	103565	521638	153767	926
2/2011	SE 2	ME 3	TR	110703	505002	103565	521620	16118	19,033
2/2011	SE 2	ME 3	TR	111963	505002	103565	521626	40184	10,520
2/2011	SE 2	ME 3	TR	112484	505002	103565	521620	16118	1
2/2011	SE 2	ME 3	TR	113401	505002	103565	521638	153767	392
2/2011	SE 2	ME 3	TR	113528	505002	103565	520024	21906	2,361
2/2011	SE 2	ME 3	TR	113546	505002	103565	521528	4351	3,976
2/2011	SE 2	ME 3	TR	113650	505002	103565	521626	40184	4,951
2/2011	SE 2	ME 3	TR	114490	505002	103565	521620	16118	385
2/2011	SE 2	ME 3	TR	114528	505002	103565	505012	139240	19,347
2/2011	SE 2	ME 3	TR	114528	505002	103565	521032	138747	3,310
2/2011	SE 2	ME 3	TR	114586	505002	103565	520026	38843	5,241
2/2011	SE 2	ME 3	TR	114588	505002	103565	505238	174721	2,773
2/2011	SE 2	ME 3	TR	115565	505002	103565	505012	139240	12,669
2/2011	SE 2	ME 3	TR	115565	505002	103565	520027	295956	3,659
2/2011	SE 2	ME 3	TR	115565	505002	103565	521010	40186	56
2/2011	SE 2	ME 3	TR	115565	505002	103565	521032	138747	473
2/2011	SE 2	ME 3	TR	115565	505002	103565	521092	4475	6,108
2/2011	SE 2	ME 3	TR	115565	505002	103565	521530	4274	196
2/2011	SE 2	ME 3	TR	115565	505002	103565	521986	277052	211
2/2011	SE 2	ME 3	TR	115602	505002	103565	521620	16118	41
2/2011	SE 2	ME 3	TR	115824	505002	103565	520005	15672	283
2/2011	SE 2	ME 3	TR	116277	505002	103565	520027	295956	1,980

**ANR Pipeline Company  
Transportation Services  
Fuel By Route Analysis**

Reporting Year: January - December 2011  
Production Period: 02/2011

<u>Production Period</u>	<u>Receipt Segment</u>	<u>Delivery Segment</u>	<u>Service Class</u>	<u>Svc Req Contract</u>	<u>Receipt Location</u>	<u>Receipt Loc Prop</u>	<u>Delivery Location</u>	<u>Delivery Loc Prop</u>	<u>Fuel Quantity</u>
2/2011	SE 2	ME 3	TR	116577	505002	103565	521638	153767	286
2/2011	SE 2	ME 3	TR	116713	505002	103565	521010	40186	38
2/2011	SE 2	ME 3	TR	116713	505002	103565	521528	4351	226
2/2011	SE 2	ME 3	TR	116717	505002	103565	505392	356048	810
2/2011	SE 2	ME 3	TR	116719	505002	103565	505392	356048	1,551
2/2011	SE 2	ME 3	TR	116720	505002	103565	520018	22986	277
2/2011	SE 2	ME 3	TR	116720	505002	103565	520027	295956	967
2/2011	SE 2	ME 3	TR	116720	505002	103565	521620	16118	209
2/2011	SE 2	ME 3	TR	116723	505002	103565	521552	16265	1,151
2/2011	SE 2	ME 3	TR	116723	505002	103565	521620	16118	386
2/2011	SE 2	ME 3	TR	116731	505002	103565	521552	16265	34
2/2011	SE 2	ME 3	TR	116735	505002	103565	505392	356048	132
2/2011	SE 2	ME 3	TR	116735	505002	103565	521620	16118	51
2/2011	SE 2	ME 3	TR	116816	505002	103565	521986	277052	12
2/2011	SE 2	ME 3	TR	117723	505002	103565	520027	295956	107
2/2011	SE 2	ME 3	TR	117748	505002	103565	521092	4475	68
2/2011	SE 2	ME 3	TR	117751	505002	103565	520015	108796	100
2/2011	SE 2	ME 3	TR	117751	505002	103565	520027	295956	131
2/2011	SE 2	ME 3	TR	117911	505002	103565	520027	295956	164
2/2011	SE 2	ME 3	TR	117911	505002	103565	521010	40186	399
2/2011	SE 2	ME 3	TR	117911	505002	103565	521534	138745	101
2/2011	SE 2	ME 3	TR	117911	505002	103565	521620	16118	211
2/2011	SE 2	ME 3	TR	117913	505002	103565	520018	22986	1,502
2/2011	SE 2	ME 3	TR	117913	505002	103565	520026	38843	152
2/2011	SE 2	ME 3	TR	117913	505002	103565	520027	295956	308
2/2011	SE 2	ME 3	TR	117966	505002	103565	521626	40184	168
2/2011	SE 2	ME 3	TR	117968	505002	103565	521626	40184	280
2/2011	SE 2	ME 3	TR	117970	505002	103565	521626	40184	187
2/2011	SE 2	ME 3	TR	117972	505002	103565	521626	40184	168
2/2011	SE 2	ME 3	TR	118003	505002	103565	521626	40184	28
2/2011	SE 2	ME 3	TR	118015	505002	103565	521626	40184	196
2/2011	SE 2	ME 3	TR	118025	505002	103565	521626	40184	280
2/2011	SE 2	ME 3	TR	118038	505002	103565	521626	40184	665

**ANR Pipeline Company  
Transportation Services  
Fuel By Route Analysis**

Reporting Year: *January - December 2011*  
Production Period: **02/2011**

<u>Production Period</u>	<u>Receipt Segment</u>	<u>Delivery Segment</u>	<u>Service Class</u>	<u>Svc Req Contract</u>	<u>Receipt Location</u>	<u>Receipt Loc Prop</u>	<u>Delivery Location</u>	<u>Delivery Loc Prop</u>	<u>Fuel Quantity</u>
2/2011	SE 2	ME 3	TR	118040	505002	103565	521626	40184	7
2/2011	SE 2	ME 3	TR	118045	505002	103565	521620	16118	1
2/2011	SE 2	ME 3	TR	118045	505002	103565	521626	40184	138
2/2011	SE 2	ME 3	TR	118046	505002	103565	521620	16118	12
2/2011	SE 2	ME 3	TR	118046	505002	103565	521626	40184	422
2/2011	SE 2	ME 3	TR	118048	505002	103565	521626	40184	224
2/2011	SE 2	ME 3	TR	118050	505002	103565	521620	16118	3
2/2011	SE 2	ME 3	TR	118050	505002	103565	521626	40184	44
2/2011	SE 2	ME 3	TR	118052	505002	103565	521626	40184	152
2/2011	SE 2	ME 3	TR	118057	505002	103565	521626	40184	280
2/2011	SE 2	ME 3	TR	118119	505002	103565	521534	138745	1,372
2/2011	SE 2	ME 3	TR	118124	505002	103565	521528	4351	6
2/2011	SE 2	ME 3	TS	109138	505002	103565	505011	139239	1,046
2/2011	SE 2	ME 3	TS	109157	505002	103565	521568	4280	177
2/2011	SE 2	ME 3	TS	109190	505002	103565	505009	139237	649
<b>136,857</b>									
<b>Segment</b>									
2/2011	SE 2	MI 7	TR	80816	505002	103565	521116	42078	1
2/2011	SE 2	MI 7	TR	106308	505002	103565	505038	153808	80
2/2011	SE 2	MI 7	TR	106456	505002	103565	521116	42078	1,363
2/2011	SE 2	MI 7	TR	108412	505002	103565	523008	312117	6,606
2/2011	SE 2	MI 7	TR	108671	505002	103565	521116	42078	374
2/2011	SE 2	MI 7	TR	109596	505002	103565	505019	139251	359
2/2011	SE 2	MI 7	TR	110024	505002	103565	505018	139250	4,977
2/2011	SE 2	MI 7	TR	111308	505002	103565	505006	139234	756
2/2011	SE 2	MI 7	TR	112484	505002	103565	521116	42078	168
2/2011	SE 2	MI 7	TR	112506	505002	103565	521622	110850	432
2/2011	SE 2	MI 7	TR	112582	505002	103565	505038	153808	11,539
2/2011	SE 2	MI 7	TR	112582	505002	103565	521008	11616	17,442
2/2011	SE 2	MI 7	TR	112583	505002	103565	505038	153808	96
2/2011	SE 2	MI 7	TR	112583	505002	103565	521008	11616	4,110
2/2011	SE 2	MI 7	TR	112583	505002	103565	521016	4196	234
2/2011	SE 2	MI 7	TR	112583	505002	103565	521074	40470	882
2/2011	SE 2	MI 7	TR	112583	505002	103565	521116	42078	444

**ANR Pipeline Company  
Transportation Services  
Fuel By Route Analysis**

Reporting Year: *January - December 2011*  
Production Period: *02/2011*

<u>Production Period</u>	<u>Receipt Segment</u>	<u>Delivery Segment</u>	<u>Service Class</u>	<u>Svc Req Contract</u>	<u>Receipt Location</u>	<u>Receipt Loc Prop</u>	<u>Delivery Location</u>	<u>Delivery Loc Prop</u>	<u>Fuel Quantity</u>
2/2011	SE 2	MI 7	TR	112583	505002	103565	521118	11578	110
2/2011	SE 2	MI 7	TR	112583	505002	103565	521122	11751	26
2/2011	SE 2	MI 7	TR	112583	505002	103565	521124	11562	186
2/2011	SE 2	MI 7	TR	112583	505002	103565	521132	11563	35
2/2011	SE 2	MI 7	TR	112583	505002	103565	521138	11680	53
2/2011	SE 2	MI 7	TR	112583	505002	103565	521142	40477	529
2/2011	SE 2	MI 7	TR	112583	505002	103565	521144	11580	574
2/2011	SE 2	MI 7	TR	112583	505002	103565	521146	11785	159
2/2011	SE 2	MI 7	TR	112583	505002	103565	521154	11574	369
2/2011	SE 2	MI 7	TR	112583	505002	103565	521158	11581	505
2/2011	SE 2	MI 7	TR	112583	505002	103565	521162	11748	153
2/2011	SE 2	MI 7	TR	112583	505002	103565	521636	22992	723
2/2011	SE 2	MI 7	TR	112583	505002	103565	521670	40468	63
2/2011	SE 2	MI 7	TR	112583	505002	103565	521962	139401	201
2/2011	SE 2	MI 7	TR	112909	505002	103565	521622	110850	10,045
2/2011	SE 2	MI 7	TR	113042	505002	103565	521080	138675	2,262
2/2011	SE 2	MI 7	TR	113481	505002	103565	521932	138744	9,044
2/2011	SE 2	MI 7	TR	113483	505002	103565	505006	139234	896
2/2011	SE 2	MI 7	TR	113650	505002	103565	505038	153808	334
2/2011	SE 2	MI 7	TR	113650	505002	103565	521116	42078	7,516
2/2011	SE 2	MI 7	TR	114166	505002	103565	521030	282436	553
2/2011	SE 2	MI 7	TR	114222	505002	103565	521116	42078	399
2/2011	SE 2	MI 7	TR	114301	505002	103565	521116	42078	668
2/2011	SE 2	MI 7	TR	114490	505002	103565	521098	108641	3,369
2/2011	SE 2	MI 7	TR	115043	505002	103565	521636	22992	120
2/2011	SE 2	MI 7	TR	115270	505002	103565	521080	138675	969
2/2011	SE 2	MI 7	TR	115272	505002	103565	521080	138675	1,938
2/2011	SE 2	MI 7	TR	115621	505002	103565	505038	153808	2
2/2011	SE 2	MI 7	TR	115622	505002	103565	521932	138744	334
2/2011	SE 2	MI 7	TR	115824	505002	103565	505019	139251	2,545
2/2011	SE 2	MI 7	TR	115824	505002	103565	505038	153808	6
2/2011	SE 2	MI 7	TR	115824	505002	103565	521008	11616	2,827
2/2011	SE 2	MI 7	TR	115824	505002	103565	521116	42078	3,046

**ANR Pipeline Company  
Transportation Services  
Fuel By Route Analysis**

Reporting Year: *January - December 2011*  
Production Period: **02/2011**

<u>Production Period</u>	<u>Receipt Segment</u>	<u>Delivery Segment</u>	<u>Service Class</u>	<u>Svc Req Contract</u>	<u>Receipt Location</u>	<u>Receipt Loc Prop</u>	<u>Delivery Location</u>	<u>Delivery Loc Prop</u>	<u>Fuel Quantity</u>
2/2011	SE 2	MI 7	TR	115824	505002	103565	521636	22992	2,387
2/2011	SE 2	MI 7	TR	115940	505002	103565	521106	11747	924
2/2011	SE 2	MI 7	TR	115940	505002	103565	521110	11803	4,676
2/2011	SE 2	MI 7	TR	115942	505002	103565	521106	11747	8,596
2/2011	SE 2	MI 7	TR	116043	505002	103565	521008	11616	9
2/2011	SE 2	MI 7	TR	116043	505002	103565	521962	139401	14
2/2011	SE 2	MI 7	TR	116119	505002	103565	521008	11616	696
2/2011	SE 2	MI 7	TR	116277	505002	103565	521014	153852	399
2/2011	SE 2	MI 7	TR	116277	505002	103565	521074	40470	1,066
2/2011	SE 2	MI 7	TR	116277	505002	103565	521932	138744	1,499
2/2011	SE 2	MI 7	TR	116556	505002	103565	521116	42078	1,168
2/2011	SE 2	MI 7	TR	116713	505002	103565	521116	42078	216
2/2011	SE 2	MI 7	TR	116717	505002	103565	505020	139252	1,044
2/2011	SE 2	MI 7	TR	116723	505002	103565	521098	108641	168
2/2011	SE 2	MI 7	TR	116729	505002	103565	505020	139252	286
2/2011	SE 2	MI 7	TR	116731	505002	103565	505020	139252	394
2/2011	SE 2	MI 7	TR	116731	505002	103565	521098	108641	12
2/2011	SE 2	MI 7	TR	116995	505002	103565	521008	11616	334
2/2011	SE 2	MI 7	TR	116995	505002	103565	521116	42078	1,780
2/2011	SE 2	MI 7	TR	117614	505002	103565	505108	243097	1,957
2/2011	SE 2	MI 7	TR	117614	505002	103565	521636	22992	20
2/2011	SE 2	MI 7	TR	117659	505002	103565	505108	243097	969
2/2011	SE 2	MI 7	TR	117659	505002	103565	521116	42078	1,362
2/2011	SE 2	MI 7	TR	117727	505002	103565	521588	40481	320
2/2011	SE 2	MI 7	TR	117751	505002	103565	521098	108641	357
2/2011	SE 2	MI 7	TR	117759	505002	103565	521008	11616	13,152
2/2011	SE 2	MI 7	TR	117764	505002	103565	521932	138744	1,783
2/2011	SE 2	MI 7	TR	117930	505002	103565	521932	138744	74
2/2011	SE 2	MI 7	TR	117936	505002	103565	521080	138675	143
2/2011	SE 2	MI 7	TR	117936	505002	103565	521932	138744	165
2/2011	SE 2	MI 7	TR	117963	505002	103565	521932	138744	56
2/2011	SE 2	MI 7	TR	117974	505002	103565	521932	138744	56
2/2011	SE 2	MI 7	TR	117976	505002	103565	521932	138744	24



**ANR Pipeline Company  
Transportation Services  
Fuel By Route Analysis**

Reporting Year: *January - December 2011*  
Production Period: **02/2011**

<u>Production Period</u>	<u>Receipt Segment</u>	<u>Delivery Segment</u>	<u>Service Class</u>	<u>Svc Req Contract</u>	<u>Receipt Location</u>	<u>Receipt Loc Prop</u>	<u>Delivery Location</u>	<u>Delivery Loc Prop</u>	<u>Fuel Quantity</u>
2/2011	SE 2	MI 7	TR	117978	505002	103565	505108	243097	246
2/2011	SE 2	MI 7	TR	117978	505002	103565	521116	42078	81
2/2011	SE 2	MI 7	TR	117980	505002	103565	521080	138675	307
2/2011	SE 2	MI 7	TR	117980	505002	103565	521932	138744	1
2/2011	SE 2	MI 7	TR	117987	505002	103565	521008	11616	143
2/2011	SE 2	MI 7	TR	117987	505002	103565	521116	42078	93
2/2011	SE 2	MI 7	TR	117989	505002	103565	521008	11616	2,004
2/2011	SE 2	MI 7	TR	118005	505002	103565	521932	138744	56
2/2011	SE 2	MI 7	TR	118007	505002	103565	521932	138744	56
2/2011	SE 2	MI 7	TR	118017	505002	103565	521932	138744	28
2/2011	SE 2	MI 7	TR	118019	505002	103565	521932	138744	252
2/2011	SE 2	MI 7	TR	118027	505002	103565	521932	138744	644
2/2011	SE 2	MI 7	TR	118033	505002	103565	521932	138744	644
2/2011	SE 2	MI 7	TR	118040	505002	103565	521932	138744	660
2/2011	SE 2	MI 7	TR	118042	505002	103565	521116	42078	312
2/2011	SE 2	MI 7	TR	118042	505002	103565	521932	138744	360
2/2011	SE 2	MI 7	TR	118045	505002	103565	521116	42078	200
2/2011	SE 2	MI 7	TR	118046	505002	103565	521116	42078	702
2/2011	SE 2	MI 7	TR	118048	505002	103565	521116	42078	408
2/2011	SE 2	MI 7	TR	118050	505002	103565	521116	42078	96
2/2011	SE 2	MI 7	TR	118052	505002	103565	521116	42078	261
2/2011	SE 2	MI 7	TR	118073	505002	103565	505108	243097	84
2/2011	SE 2	MI 7	TR	118097	505002	103565	521116	42078	9,324
2/2011	SE 2	MI 7	TR	118099	505002	103565	521116	42078	4,491
2/2011	SE 2	MI 7	TR	118101	505002	103565	521116	42078	8,032
2/2011	SE 2	MI 7	TR	118105	505002	103565	521116	42078	4,509
2/2011	SE 2	MI 7	TR	118107	505002	103565	521116	42078	9,349
2/2011	SE 2	MI 7	TR	118110	505002	103565	521098	108641	5,600
2/2011	SE 2	MI 7	TR	118117	505002	103565	521116	42078	3,647
2/2011	SE 2	MI 7	TR	118121	505002	103565	521116	42078	8,016
2/2011	SE 2	MI 7	TR	118124	505002	103565	505017	139249	319
2/2011	SE 2	MI 7	TR	118136	505002	103565	505108	243097	1,819
2/2011	SE 2	MI 7	TR	118136	505002	103565	521116	42078	10,008

**ANR Pipeline Company  
Transportation Services  
Fuel By Route Analysis**

Reporting Year: January - December 2011  
Production Period: 02/2011

<u>Production Period</u>	<u>Receipt Segment</u>	<u>Delivery Segment</u>	<u>Service Class</u>	<u>Svc Req Contract</u>	<u>Receipt Location</u>	<u>Receipt Loc Prop</u>	<u>Delivery Location</u>	<u>Delivery Loc Prop</u>	<u>Fuel Quantity</u>
2/2011	SE 2	MI 7	TR	118142	505002	103565	505108	243097	1,402
2/2011	SE 2	MI 7	TR	118142	505002	103565	521116	42078	6,408
2/2011	SE 2	MI 7	TR	118146	505002	103565	521080	138675	636
2/2011	SE 2	MI 7	TR	118177	505002	103565	521116	42078	6,257
2/2011	SE 2	MI 7	TR	118182	505002	103565	521116	42078	4,219
2/2011	SE 2	MI 7	TR	118184	505002	103565	521008	11616	5,434
2/2011	SE 2	MI 7	TR	118193	505002	103565	521008	11616	21,655
2/2011	SE 2	MI 7	TR	118195	505002	103565	521116	42078	2,583
2/2011	SE 2	MI 7	TR	118197	505002	103565	521008	11616	810
<b>Segment</b>									
2/2011	SE 2	MW 6	TR	116494	505002	103565	505005	139233	894
<b>Segment</b>									
2/2011	SE 2	SE 1	TR	80287	505002	103565	505042	158587	11
2/2011	SE 2	SE 1	TR	80287	505002	103565	505358	345116	2
2/2011	SE 2	SE 1	TR	102610	505002	103565	505042	158587	8
2/2011	SE 2	SE 1	TR	107793	505002	103565	523064	766185	34
2/2011	SE 2	SE 1	TR	110563	505002	103565	522141	314210	6
2/2011	SE 2	SE 1	TR	110881	505264	68285	505358	345116	1
2/2011	SE 2	SE 1	TR	111963	505002	103565	521036	186899	149
2/2011	SE 2	SE 1	TR	112040	505236	174635	505042	158587	12
2/2011	SE 2	SE 1	TR	112189	505002	103565	521036	186899	138
2/2011	SE 2	SE 1	TR	112189	505002	103565	523064	766185	27
2/2011	SE 2	SE 1	TR	112191	505002	103565	505358	345116	3
2/2011	SE 2	SE 1	TR	112191	505002	103565	521036	186899	1,064
2/2011	SE 2	SE 1	TR	112191	505002	103565	523064	766185	6
2/2011	SE 2	SE 1	TR	112832	505002	103565	505358	345116	1
2/2011	SE 2	SE 1	TR	113035	505002	103565	521036	186899	1
2/2011	SE 2	SE 1	TR	113480	505264	68285	523064	766185	88
2/2011	SE 2	SE 1	TR	113650	505002	103565	521036	186899	59
2/2011	SE 2	SE 1	TR	114093	505002	103565	521036	186899	81
2/2011	SE 2	SE 1	TR	114386	505002	103565	521036	186899	383
2/2011	SE 2	SE 1	TR	114586	505002	103565	521036	186899	139

**ANR Pipeline Company  
Transportation Services  
Fuel By Route Analysis**

Reporting Year: *January - December 2011*  
Production Period: **02/2011**

<u>Production Period</u>	<u>Receipt Segment</u>	<u>Delivery Segment</u>	<u>Service Class</u>	<u>Svc Req Contract</u>	<u>Receipt Location</u>	<u>Receipt Loc Prop</u>	<u>Delivery Location</u>	<u>Delivery Loc Prop</u>	<u>Fuel Quantity</u>
2/2011	SE 2	SE 1	TR	114632	505002	103565	505276	325427	108
2/2011	SE 2	SE 1	TR	114872	505002	103565	521036	186899	240
2/2011	SE 2	SE 1	TR	115726	505002	103565	522142	174629	6
2/2011	SE 2	SE 1	TR	117239	505002	103565	521036	186899	621
2/2011	SE 2	SE 1	TR	117321	505002	103565	523064	766185	441
2/2011	SE 2	SE 1	TR	117322	505002	103565	523064	766185	116
2/2011	SE 2	SE 1	TR	117373	505002	103565	505358	345116	1
2/2011	SE 2	SE 1	TR	117750	505002	103565	521036	186899	184
2/2011	SE 2	SE 1	TR	117750	505002	103565	523064	766185	108
2/2011	SE 2	SE 1	TR	117759	505002	103565	521036	186899	51
2/2011	SE 2	SE 1	TR	117970	505002	103565	521036	186899	1
	<b>Segment</b>								<b>4,090</b>
2/2011	SE 2	SE 2	TR	80285	505396	360185	520033	140154	3
2/2011	SE 2	SE 2	TR	80285	505396	360185	520034	140153	6
2/2011	SE 2	SE 2	TR	80285	505396	360185	523011	314576	3
2/2011	SE 2	SE 2	TR	80287	505002	103565	520006	40317	1
2/2011	SE 2	SE 2	TR	80287	505002	103565	521632	42593	44
2/2011	SE 2	SE 2	TR	80287	505002	103565	522110	10410	27
2/2011	SE 2	SE 2	TR	80287	505002	103565	523018	322625	182
2/2011	SE 2	SE 2	TR	80588	505002	103565	523063	742883	65
2/2011	SE 2	SE 2	TR	106309	505002	103565	523050	467240	3
2/2011	SE 2	SE 2	TR	106777	505002	103565	520009	10111	4,928
2/2011	SE 2	SE 2	TR	106777	505002	103565	522130	38295	1,855
2/2011	SE 2	SE 2	TR	106779	505002	103565	505240	217760	616
2/2011	SE 2	SE 2	TR	108671	505002	103565	521632	42593	5
2/2011	SE 2	SE 2	TR	109238	505002	103565	520033	140154	20
2/2011	SE 2	SE 2	TR	109607	505002	103565	520034	140153	56
2/2011	SE 2	SE 2	TR	109798	505002	103565	520033	140154	24
2/2011	SE 2	SE 2	TR	110399	505002	103565	521662	233620	1,108
2/2011	SE 2	SE 2	TR	110899	505002	103565	522130	38295	1,512
2/2011	SE 2	SE 2	TR	111285	505002	103565	523063	742883	718
2/2011	SE 2	SE 2	TR	112145	505002	103565	520033	140154	150
2/2011	SE 2	SE 2	TR	112145	505002	103565	520034	140153	28

**ANR Pipeline Company  
Transportation Services  
Fuel By Route Analysis**

Reporting Year: January - December 2011  
Production Period: 02/2011

<u>Production Period</u>	<u>Receipt Segment</u>	<u>Delivery Segment</u>	<u>Service Class</u>	<u>Svc Req Contract</u>	<u>Receipt Location</u>	<u>Receipt Loc Prop</u>	<u>Delivery Location</u>	<u>Delivery Loc Prop</u>	<u>Fuel Quantity</u>
2/2011	SE 2	SE 2	TR	112145	505396	360185	520033	140154	28
2/2011	SE 2	SE 2	TR	112189	505002	103565	520004	10369	25
2/2011	SE 2	SE 2	TR	112189	505002	103565	523018	322625	56
2/2011	SE 2	SE 2	TR	112189	505002	103565	523063	742883	281
2/2011	SE 2	SE 2	TR	112191	505002	103565	520004	10369	1,710
2/2011	SE 2	SE 2	TR	112191	505002	103565	523018	322625	29
2/2011	SE 2	SE 2	TR	112191	505002	103565	523063	742883	581
2/2011	SE 2	SE 2	TR	112296	505002	103565	520004	10369	134
2/2011	SE 2	SE 2	TR	112296	505002	103565	521632	42593	50
2/2011	SE 2	SE 2	TR	112296	505002	103565	521662	233620	535
2/2011	SE 2	SE 2	TR	112300	505002	103565	520004	10369	1,113
2/2011	SE 2	SE 2	TR	112300	505002	103565	523018	322625	398
2/2011	SE 2	SE 2	TR	112302	505002	103565	520004	10369	3,777
2/2011	SE 2	SE 2	TR	112506	505002	103565	520004	10369	43
2/2011	SE 2	SE 2	TR	112506	505002	103565	521632	42593	300
2/2011	SE 2	SE 2	TR	112506	505002	103565	523063	742883	650
2/2011	SE 2	SE 2	TR	112583	505002	103565	520004	10369	34
2/2011	SE 2	SE 2	TR	112583	505002	103565	523063	742883	1
2/2011	SE 2	SE 2	TR	112722	505002	103565	522130	38295	6
2/2011	SE 2	SE 2	TR	112832	505002	103565	520006	40317	5
2/2011	SE 2	SE 2	TR	112832	505002	103565	523018	322625	336
2/2011	SE 2	SE 2	TR	113012	505002	103565	521632	42593	507
2/2011	SE 2	SE 2	TR	113012	505002	103565	523018	322625	280
2/2011	SE 2	SE 2	TR	113122	505002	103565	520034	140153	802
2/2011	SE 2	SE 2	TR	113124	505002	103565	505240	217760	32
2/2011	SE 2	SE 2	TR	113399	505002	103565	521632	42593	38
2/2011	SE 2	SE 2	TR	113480	505002	103565	523017	322045	474
2/2011	SE 2	SE 2	TR	113480	505264	68285	523017	322045	87
2/2011	SE 2	SE 2	TR	113490	505002	103565	523017	322045	165
2/2011	SE 2	SE 2	TR	113490	505264	68285	522106	218538	302
2/2011	SE 2	SE 2	TR	113490	505264	68285	523017	322045	429
2/2011	SE 2	SE 2	TR	113726	505002	103565	520004	10369	353
2/2011	SE 2	SE 2	TR	113727	505002	103565	521632	42593	723

**ANR Pipeline Company  
Transportation Services  
Fuel By Route Analysis**

Reporting Year: January - December 2011  
Production Period: 02/2011

<u>Production Period</u>	<u>Receipt Segment</u>	<u>Delivery Segment</u>	<u>Service Class</u>	<u>Svc Req Contract</u>	<u>Receipt Location</u>	<u>Receipt Loc Prop</u>	<u>Delivery Location</u>	<u>Delivery Loc Prop</u>	<u>Fuel Quantity</u>
2/2011	SE 2	SE 2	TR	113728	505002	103565	521662	233620	568
2/2011	SE 2	SE 2	TR	114051	505002	103565	505240	217760	28
2/2011	SE 2	SE 2	TR	114222	505002	103565	523018	322625	10
2/2011	SE 2	SE 2	TR	114222	505002	103565	523063	742883	7
2/2011	SE 2	SE 2	TR	114301	505002	103565	523063	742883	36
2/2011	SE 2	SE 2	TR	114386	505002	103565	520004	10369	904
2/2011	SE 2	SE 2	TR	114872	505002	103565	520004	10369	119
2/2011	SE 2	SE 2	TR	114872	505002	103565	521632	42593	673
2/2011	SE 2	SE 2	TR	114872	505002	103565	523018	322625	197
2/2011	SE 2	SE 2	TR	114872	505002	103565	523063	742883	518
2/2011	SE 2	SE 2	TR	115420	505002	103565	523018	322625	32
2/2011	SE 2	SE 2	TR	115455	505002	103565	523018	322625	491
2/2011	SE 2	SE 2	TR	115455	505002	103565	523063	742883	1
2/2011	SE 2	SE 2	TR	115456	505002	103565	523018	322625	253
2/2011	SE 2	SE 2	TR	115456	505002	103565	523063	742883	2
2/2011	SE 2	SE 2	TR	115457	505002	103565	523018	322625	312
2/2011	SE 2	SE 2	TR	115457	505002	103565	523063	742883	15
2/2011	SE 2	SE 2	TR	115562	505002	103565	523018	322625	420
2/2011	SE 2	SE 2	TR	115602	505002	103565	521632	42593	27
2/2011	SE 2	SE 2	TR	115726	505002	103565	523018	322625	670
2/2011	SE 2	SE 2	TR	115726	505002	103565	523063	742883	749
2/2011	SE 2	SE 2	TR	115727	505002	103565	523018	322625	122
2/2011	SE 2	SE 2	TR	115727	505002	103565	523063	742883	861
2/2011	SE 2	SE 2	TR	116030	505002	103565	521662	233620	98
2/2011	SE 2	SE 2	TR	116277	505002	103565	520004	10369	1,017
2/2011	SE 2	SE 2	TR	116277	505002	103565	521002	43613	45
2/2011	SE 2	SE 2	TR	116277	505002	103565	523050	467240	39
2/2011	SE 2	SE 2	TR	116432	505002	103565	522106	218538	60
2/2011	SE 2	SE 2	TR	116432	505002	103565	523017	322045	451
2/2011	SE 2	SE 2	TR	116542	505002	103565	523018	322625	252
2/2011	SE 2	SE 2	TR	117223	505002	103565	521632	42593	364
2/2011	SE 2	SE 2	TR	117239	505002	103565	520004	10369	1,368
2/2011	SE 2	SE 2	TR	117239	505002	103565	523018	322625	160

**ANR Pipeline Company  
Transportation Services  
Fuel By Route Analysis**

Reporting Year: January - December 2011  
Production Period: 02/2011

<u>Production Period</u>	<u>Receipt Segment</u>	<u>Delivery Segment</u>	<u>Service Class</u>	<u>Svc Req Contract</u>	<u>Receipt Location</u>	<u>Receipt Loc Prop</u>	<u>Delivery Location</u>	<u>Delivery Loc Prop</u>	<u>Fuel Quantity</u>
2/2011	SE 2	SE 2	TR	117321	505002	103565	520004	10369	112
2/2011	SE 2	SE 2	TR	117322	505002	103565	520004	10369	37
2/2011	SE 2	SE 2	TR	117373	505002	103565	520004	10369	1
2/2011	SE 2	SE 2	TR	117373	505002	103565	523050	467240	1
2/2011	SE 2	SE 2	TR	118050	505002	103565	523018	322625	27
2/2011	SE 2	SE 2	TR	118052	505002	103565	523018	322625	1
	<b>Segment</b>								<b>36,686</b>
2/2011	SE 2	SE 4	TR	109099	505264	68285	522140	112101	23
2/2011	SE 2	SE 4	TR	115602	505002	103565	523005	312113	2
2/2011	SE 2	SE 4	TR	115656	505002	103565	505422	388015	22
2/2011	SE 2	SE 4	TR	115656	505002	103565	505461	467812	6
2/2011	SE 2	SE 4	TR	115656	505236	174635	505422	388015	2
	<b>Segment</b>								<b>55</b>
2/2011	SE 2	SW 1	TR	113652	505002	103565	523061	737783	239
2/2011	SE 2	SW 1	TR	118142	505002	103565	523062	738789	165
	<b>Segment</b>								<b>404</b>
2/2011	SE 2	SW 3	TR	80816	505002	103565	505039	153905	436
2/2011	SE 2	SW 3	TR	106966	505002	103565	505039	153905	137
2/2011	SE 2	SW 3	TR	108897	505002	103565	505039	153905	435
2/2011	SE 2	SW 3	TR	112484	505002	103565	505039	153905	3
2/2011	SE 2	SW 3	TR	113652	505002	103565	505039	153905	92
2/2011	SE 2	SW 3	TR	114222	505002	103565	505039	153905	479
2/2011	SE 2	SW 3	TR	114222	505002	103565	523067	951568	8
2/2011	SE 2	SW 3	TR	115043	505002	103565	505039	153905	76
2/2011	SE 2	SW 3	TR	115622	505002	103565	505039	153905	207
2/2011	SE 2	SW 3	TR	116995	505002	103565	505039	153905	438
2/2011	SE 2	SW 3	TR	118131	505002	103565	505039	153905	146
2/2011	SE 2	SW 3	TR	118136	505002	103565	522132	153896	258
	<b>Segment</b>								<b>2,715</b>
2/2011	SE 2	SW 4	TR	113652	505002	103565	520007	16454	567
2/2011	SE 2	SW 4	TR	114222	505002	103565	521020	34887	15



**ANR Pipeline Company  
Transportation Services  
Fuel By Route Analysis**

Reporting Year: *January - December 2011*  
Production Period: **02/2011**

<u>Production Period</u>	<u>Production Segment</u>	<u>Receipt Segment</u>	<u>Delivery Segment</u>	<u>Service Class</u>	<u>Svc Req Contract</u>	<u>Receipt Location</u>	<u>Receipt Loc Prop</u>	<u>Delivery Location</u>	<u>Delivery Loc Prop</u>	<u>Fuel Quantity</u>
2/2011	SE 4	SE 4	SE 2	TR	80285	512484	262432	520033	140154	199
2/2011	SE 4	SE 4	SE 2	TR	80285	512566	145717	520033	140154	529
2/2011	SE 4	SE 4	SE 2	TR	80725	512122	31156	520033	140154	378
2/2011	SE 4	SE 4	SE 2	TR	103862	512566	145717	520033	140154	28
2/2011	SE 4	SE 4	SE 2	TR	103874	512544	184272	520033	140154	15
2/2011	SE 4	SE 4	SE 2	TR	104805	512232	287617	520004	10369	10
2/2011	SE 4	SE 4	SE 2	TR	104805	512232	287617	520006	40317	22
2/2011	SE 4	SE 4	SE 2	TR	104805	512232	287617	521002	43613	16
2/2011	SE 4	SE 4	SE 2	TR	105771	505421	388014	520034	140153	11
2/2011	SE 4	SE 4	SE 2	TR	105787	505421	388014	523011	314576	28
2/2011	SE 4	SE 4	SE 2	TR	105787	505460	467811	523011	314576	56
2/2011	SE 4	SE 4	SE 2	TR	107281	512178	31416	520034	140153	22
2/2011	SE 4	SE 4	SE 2	TR	107291	512168	226833	523011	314576	28
2/2011	SE 4	SE 4	SE 2	TR	107291	512484	262432	520033	140154	1
2/2011	SE 4	SE 4	SE 2	TR	108649	513073	321545	520034	140153	28
2/2011	SE 4	SE 4	SE 2	TR	109158	512102	30798	520033	140153	84
2/2011	SE 4	SE 4	SE 2	TR	109158	512152	31115	520033	140154	56
2/2011	SE 4	SE 4	SE 2	TR	109158	512544	184272	520034	140153	28
2/2011	SE 4	SE 4	SE 2	TR	109726	512484	262432	520004	10369	196
2/2011	SE 4	SE 4	SE 2	TR	109726	512484	262432	521632	42593	51
2/2011	SE 4	SE 4	SE 2	TR	109727	512484	262432	520034	140153	24
2/2011	SE 4	SE 4	SE 2	TR	110501	512566	145717	520033	140154	140
2/2011	SE 4	SE 4	SE 2	TR	111476	512484	262432	520033	140154	27
2/2011	SE 4	SE 4	SE 2	TR	111476	512566	145717	520033	140154	8
2/2011	SE 4	SE 4	SE 2	TR	111570	505421	388014	520034	140154	54
2/2011	SE 4	SE 4	SE 2	TR	111570	505421	388014	520034	140153	56
2/2011	SE 4	SE 4	SE 2	TR	111594	505421	388014	523011	314576	1
2/2011	SE 4	SE 4	SE 2	TR	112313	505460	467811	523011	314576	1
2/2011	SE 4	SE 4	SE 2	TR	113303	505530	966370	520033	140154	42
2/2011	SE 4	SE 4	SE 2	TR	113303	505530	966370	520033	140154	168
2/2011	SE 4	SE 4	SE 2	TR	115354	512484	262432	523011	314576	8
2/2011	SE 4	SE 4	SE 2	TR	115489	513026	362771	520033	140154	28
2/2011	SE 4	SE 4	SE 2	TR				520033	140154	28



**ANR Pipeline Company  
Transportation Services  
Fuel By Route Analysis**

Reporting Year: January - December 2011  
Production Period: 02/2011

Production Period	Receipt Segment	Delivery Segment	Service Class	Svc Req Contract	Receipt Location	Receipt Loc Prop	Delivery Location	Delivery Loc Prop	Fuel Quantity
2/2011	SE 4	SE 2	TR	115503	512112	150702	523011	314576	1
2/2011	SE 4	SE 2	TR	115555	513039	388473	520034	140153	1
2/2011	SE 4	SE 2	TR	118132	513026	362771	520033	140154	6
	<b>Segment</b>								<b>2,180</b>
2/2011	SW 1	SW 1	TR	106772	510031	25935	523061	737783	349
2/2011	SW 1	SW 1	TR	117753	510031	25935	523061	737783	168
	<b>Segment</b>								<b>517</b>
2/2011	SW 3	SW 1	TR	80540	502214	179887	523061	737783	279
	<b>Segment</b>								<b>279</b>
2/2011	SW 4	ME 3	TR	1650	505003	103702	505008	139236	1,512
2/2011	SW 4	ME 3	TR	15350	505003	103702	521534	138745	2,016
2/2011	SW 4	ME 3	TR	110505	505003	103702	520015	108796	640
2/2011	SW 4	ME 3	TR	110505	505003	103702	520024	21906	94
2/2011	SW 4	ME 3	TR	110505	505003	103702	520027	295956	1,842
2/2011	SW 4	ME 3	TR	110505	505003	103702	521620	16118	152
2/2011	SW 4	ME 3	TR	110506	505003	103702	520015	108796	235
2/2011	SW 4	ME 3	TR	110506	505003	103702	520024	21906	118
2/2011	SW 4	ME 3	TR	110506	505003	103702	520027	295956	720
2/2011	SW 4	ME 3	TR	110506	505003	103702	521620	16118	96
2/2011	SW 4	ME 3	TR	110506	505003	103702	521626	40184	745
2/2011	SW 4	ME 3	TR	110507	505003	103702	520005	15672	97
2/2011	SW 4	ME 3	TR	110507	505003	103702	520015	108796	1,531
2/2011	SW 4	ME 3	TR	110507	505003	103702	520027	295956	143
2/2011	SW 4	ME 3	TR	110507	505003	103702	521620	16118	322
2/2011	SW 4	ME 3	TR	110884	505003	103702	520024	21906	3,642
2/2011	SW 4	ME 3	TR	110884	505003	103702	520026	38843	147
2/2011	SW 4	ME 3	TR	110885	505003	103702	520018	22986	1,478
2/2011	SW 4	ME 3	TR	110885	505003	103702	520027	295956	584
2/2011	SW 4	ME 3	TR	110885	505003	103702	521010	40186	1,467
2/2011	SW 4	ME 3	TR	110885	505003	103702	521032	138747	38
2/2011	SW 4	ME 3	TR	110885	505003	103702	521528	4351	11
2/2011	SW 4	ME 3	TR	110885	505003	103702	521534	138745	467

**ANR Pipeline Company  
Transportation Services  
Fuel By Route Analysis**

Reporting Year: January - December 2011  
Production Period: 02/2011

<u>Production Period</u>	<u>Receipt Segment</u>	<u>Delivery Segment</u>	<u>Service Class</u>	<u>Svc Req Contract</u>	<u>Receipt Location</u>	<u>Receipt Loc Prop</u>	<u>Delivery Location</u>	<u>Delivery Loc Prop</u>	<u>Fuel Quantity</u>
2/2011	SW 4	ME 3	TR	110885	505003	103702	521620	16118	99
2/2011	SW 4	ME 3	TR	110885	505003	103702	521626	40184	520
2/2011	SW 4	ME 3	TR	110902	505003	103702	520018	22986	1,237
2/2011	SW 4	ME 3	TR	110948	505003	103702	505007	139235	1,232
2/2011	SW 4	ME 3	TR	110979	505003	103702	520024	21906	511
2/2011	SW 4	ME 3	TR	112032	505003	103702	521010	40186	135
2/2011	SW 4	ME 3	TR	112032	505003	103702	521626	40184	14
2/2011	SW 4	ME 3	TR	113056	505003	103702	520023	28447	87
2/2011	SW 4	ME 3	TR	113056	505003	103702	520024	21906	702
2/2011	SW 4	ME 3	TR	113056	505003	103702	520027	295956	1,909
2/2011	SW 4	ME 3	TR	113056	505003	103702	521010	40186	4,095
2/2011	SW 4	ME 3	TR	113056	505003	103702	521528	4351	1,578
2/2011	SW 4	ME 3	TR	113056	505003	103702	521530	4274	206
2/2011	SW 4	ME 3	TR	113056	505003	103702	521534	138745	2,506
2/2011	SW 4	ME 3	TR	113056	505003	103702	521572	40455	3,068
2/2011	SW 4	ME 3	TR	113056	505003	103702	521576	40189	84
2/2011	SW 4	ME 3	TR	114590	505003	103702	520023	28447	9,296
2/2011	SW 4	ME 3	TR	114591	505003	103702	520026	38843	7,784
2/2011	SW 4	ME 3	TR	118120	505003	103702	521534	138745	196
<b>Segment</b>									
2/2011	SW 4	MI 7	TR	5450	505003	103702	505038	153808	53,356
2/2011	SW 4	MI 7	TR	107793	505003	103702	505038	153808	654
2/2011	SW 4	MI 7	TR	108304	505003	103702	505030	139369	266
2/2011	SW 4	MI 7	TR	109422	505003	103702	505018	139250	13,636
2/2011	SW 4	MI 7	TR	109511	505003	103702	521104	40849	6,412
2/2011	SW 4	MI 7	TR	110412	505003	103702	505108	243097	40,430
2/2011	SW 4	MI 7	TR	110412	505003	103702	521008	11616	3,097
2/2011	SW 4	MI 7	TR	110412	505003	103702	521016	4196	3,118
2/2011	SW 4	MI 7	TR	110412	505003	103702	521116	42078	978
2/2011	SW 4	MI 7	TR	110412	505003	103702	521622	110850	9,774
2/2011	SW 4	MI 7	TR	110505	505003	103702	521080	138675	5,579
2/2011	SW 4	MI 7	TR	110505	505003	103702	521098	108641	16
2/2011	SW 4	MI 7	TR	110505	505003	103702	521116	42078	1,701
2/2011	SW 4	MI 7	TR	110505	505003	103702	521116	42078	422

**ANR Pipeline Company  
Transportation Services  
Fuel By Route Analysis**

Reporting Year: January - December 2011  
Production Period: 02/2011

<u>Production Period</u>	<u>Receipt Segment</u>	<u>Delivery Segment</u>	<u>Service Class</u>	<u>Svc Req Contract</u>	<u>Receipt Location</u>	<u>Receipt Loc Prop</u>	<u>Delivery Location</u>	<u>Delivery Loc Prop</u>	<u>Fuel Quantity</u>
2/2011	SW 4	M17	TR	110505	505003	103702	521932	138744	152
2/2011	SW 4	M17	TR	110506	505003	103702	521080	138675	163
2/2011	SW 4	M17	TR	110506	505003	103702	521098	108641	442
2/2011	SW 4	M17	TR	110506	505003	103702	521116	42078	1,702
2/2011	SW 4	M17	TR	110506	505003	103702	521622	110850	37
2/2011	SW 4	M17	TR	110506	505003	103702	521932	138744	310
2/2011	SW 4	M17	TR	110507	505003	103702	521080	138675	669
2/2011	SW 4	M17	TR	110507	505003	103702	521098	108641	1,716
2/2011	SW 4	M17	TR	110507	505003	103702	521116	42078	5,111
2/2011	SW 4	M17	TR	110507	505003	103702	521932	138744	13
2/2011	SW 4	M17	TR	110884	505003	103702	505108	243097	2,322
2/2011	SW 4	M17	TR	110884	505003	103702	521008	11616	3,202
2/2011	SW 4	M17	TR	110884	505003	103702	521014	153852	2,457
2/2011	SW 4	M17	TR	110884	505003	103702	521116	42078	4,609
2/2011	SW 4	M17	TR	110884	505003	103702	521678	140834	3,367
2/2011	SW 4	M17	TR	110885	505003	103702	505038	153808	1,722
2/2011	SW 4	M17	TR	110885	505003	103702	521008	11616	14,701
2/2011	SW 4	M17	TR	110885	505003	103702	521098	108641	1,524
2/2011	SW 4	M17	TR	110885	505003	103702	521116	42078	11
2/2011	SW 4	M17	TR	110885	505003	103702	521636	22992	543
2/2011	SW 4	M17	TR	110885	505003	103702	521678	140834	2,968
2/2011	SW 4	M17	TR	110885	505003	103702	521690	40892	258
2/2011	SW 4	M17	TR	110885	505003	103702	521948	4492	58
2/2011	SW 4	M17	TR	110885	505003	103702	521962	139401	1,418
2/2011	SW 4	M17	TR	110889	505003	103702	505108	243097	1,965
2/2011	SW 4	M17	TR	110899	505003	103702	505038	153808	149
2/2011	SW 4	M17	TR	110899	505003	103702	505415	384818	2,541
2/2011	SW 4	M17	TR	110899	505003	103702	521008	11616	765
2/2011	SW 4	M17	TR	110899	505003	103702	521074	40470	4,189
2/2011	SW 4	M17	TR	110899	505003	103702	521122	11751	34
2/2011	SW 4	M17	TR	110899	505003	103702	521142	40477	163
2/2011	SW 4	M17	TR	110899	505003	103702	521144	11580	374
2/2011	SW 4	M17	TR	110899	505003	103702	521162	11748	1,717

**ANR Pipeline Company  
Transportation Services  
Fuel By Route Analysis**

Reporting Year: January - December 2011  
Production Period: 02/2011

<u>Production Period</u>	<u>Receipt Segment</u>	<u>Delivery Segment</u>	<u>Service Class</u>	<u>Svc Req Contract</u>	<u>Receipt Location</u>	<u>Receipt Loc Prop</u>	<u>Delivery Location</u>	<u>Delivery Loc Prop</u>	<u>Fuel Quantity</u>
2/2011	SW 4	MI 7	TR	110899	505003	103702	521670	40468	1,906
2/2011	SW 4	MI 7	TR	110899	505003	103702	523008	312117	652
2/2011	SW 4	MI 7	TR	110899	505003	103702	523052	467243	2,043
2/2011	SW 4	MI 7	TR	110902	505003	103702	505038	153808	10,410
2/2011	SW 4	MI 7	TR	110902	505003	103702	505108	243097	887
2/2011	SW 4	MI 7	TR	110902	505003	103702	521008	11616	461
2/2011	SW 4	MI 7	TR	110902	505003	103702	523008	312117	230
2/2011	SW 4	MI 7	TR	110942	505003	103702	505006	139234	1,904
2/2011	SW 4	MI 7	TR	110949	505003	103702	505028	139366	1,904
2/2011	SW 4	MI 7	TR	110956	505003	103702	505108	243097	97
2/2011	SW 4	MI 7	TR	110956	505003	103702	521008	11616	3,356
2/2011	SW 4	MI 7	TR	110956	505003	103702	521074	40470	156
2/2011	SW 4	MI 7	TR	110956	505003	103702	521098	108641	4,100
2/2011	SW 4	MI 7	TR	110956	505003	103702	521118	11578	204
2/2011	SW 4	MI 7	TR	110956	505003	103702	521122	11751	25
2/2011	SW 4	MI 7	TR	110956	505003	103702	521138	11680	687
2/2011	SW 4	MI 7	TR	110956	505003	103702	521622	110850	5,929
2/2011	SW 4	MI 7	TR	110956	505003	103702	521670	40468	260
2/2011	SW 4	MI 7	TR	110956	505003	103702	521962	139401	132
2/2011	SW 4	MI 7	TR	110979	505003	103702	521016	4196	470
2/2011	SW 4	MI 7	TR	110979	505003	103702	521116	42078	18,942
2/2011	SW 4	MI 7	TR	110979	505003	103702	521636	22992	248
2/2011	SW 4	MI 7	TR	110979	505003	103702	523025	338685	3,777
2/2011	SW 4	MI 7	TR	111456	505003	103702	505038	153808	615
2/2011	SW 4	MI 7	TR	112032	505003	103702	505038	153808	590
2/2011	SW 4	MI 7	TR	112032	505003	103702	521008	11616	567
2/2011	SW 4	MI 7	TR	112032	505003	103702	521074	40470	769
2/2011	SW 4	MI 7	TR	112032	505003	103702	521098	108641	7,340
2/2011	SW 4	MI 7	TR	112032	505003	103702	521636	22992	280
2/2011	SW 4	MI 7	TR	112506	505003	103702	505108	243097	1,176
2/2011	SW 4	MI 7	TR	112506	505003	103702	521008	11616	3,085
2/2011	SW 4	MI 7	TR	112506	505003	103702	521016	4196	140
2/2011	SW 4	MI 7	TR	112506	505003	103702	521098	108641	356

## ANR Pipeline Company Transportation Services Fuel By Route Analysis

Reporting Year: *January - December 2011*  
 Production Period: **02/2011**

<u>Production Period</u>	<u>Receipt Segment</u>	<u>Delivery Segment</u>	<u>Service Class</u>	<u>Svc Req Contract</u>	<u>Receipt Location</u>	<u>Receipt Loc Prop</u>	<u>Delivery Location</u>	<u>Delivery Loc Prop</u>	<u>Fuel Quantity</u>
2/2011	SW 4	MI 7	TR	112506	505003	103702	521116	42078	5,969
2/2011	SW 4	MI 7	TR	112506	505003	103702	521622	110850	6,520
2/2011	SW 4	MI 7	TR	113035	505003	103702	521008	11616	65
2/2011	SW 4	MI 7	TR	113035	505003	103702	521636	22992	94
2/2011	SW 4	MI 7	TR	113116	505003	103702	501136	104776	18,283
2/2011	SW 4	MI 7	TR	113178	505003	103702	521098	108641	89
2/2011	SW 4	MI 7	TR	113178	505003	103702	521678	140834	27
2/2011	SW 4	MI 7	TR	113189	505003	103702	521124	11562	14
2/2011	SW 4	MI 7	TR	113189	505003	103702	521138	11680	445
2/2011	SW 4	MI 7	TR	113189	505003	103702	521160	11590	1,069
2/2011	SW 4	MI 7	TR	113189	505003	103702	521670	40468	788
2/2011	SW 4	MI 7	TR	113189	505003	103702	521932	138744	448
2/2011	SW 4	MI 7	TR	113189	505003	103702	521948	4492	1,559
2/2011	SW 4	MI 7	TR	113189	505003	103702	521962	139401	200
2/2011	SW 4	MI 7	TR	113189	505003	103702	523052	467243	6
2/2011	SW 4	MI 7	TR	113372	505003	103702	505108	243097	70
2/2011	SW 4	MI 7	TR	113372	505003	103702	521008	11616	4,652
2/2011	SW 4	MI 7	TR	113372	505003	103702	521074	40470	31
2/2011	SW 4	MI 7	TR	113372	505003	103702	521080	138675	102
2/2011	SW 4	MI 7	TR	113372	505003	103702	521116	42078	39
2/2011	SW 4	MI 7	TR	113372	505003	103702	521118	11578	156
2/2011	SW 4	MI 7	TR	113372	505003	103702	521622	110850	140
2/2011	SW 4	MI 7	TR	113372	505003	103702	521670	40468	170
2/2011	SW 4	MI 7	TR	113372	505003	103702	521962	139401	33
2/2011	SW 4	MI 7	TR	113533	505003	103702	505038	153808	2
2/2011	SW 4	MI 7	TR	113533	505003	103702	521678	140834	102
2/2011	SW 4	MI 7	TR	114497	505003	103702	505108	243097	109
2/2011	SW 4	MI 7	TR	114497	505003	103702	521008	11616	3,100
2/2011	SW 4	MI 7	TR	114497	505003	103702	521080	138675	86
2/2011	SW 4	MI 7	TR	114497	505003	103702	521116	42078	92
2/2011	SW 4	MI 7	TR	114497	505003	103702	523025	338685	2
2/2011	SW 4	MI 7	TR	115043	505003	103702	521636	22992	5,280
2/2011	SW 4	MI 7	TR	115269	505003	103702	521080	138675	1,896

**ANR Pipeline Company  
Transportation Services  
Fuel By Route Analysis**

Reporting Year: January - December 2011  
Production Period: 02/2011

<u>Production Period</u>	<u>Receipt Segment</u>	<u>Delivery Segment</u>	<u>Service Class</u>	<u>Svc Req Contract</u>	<u>Receipt Location</u>	<u>Receipt Loc Prop</u>	<u>Delivery Location</u>	<u>Delivery Loc Prop</u>	<u>Fuel Quantity</u>
2/2011	SW 4	MI 7	TR	116002	505003	103702	505108	243097	131
2/2011	SW 4	MI 7	TR	116002	505003	103702	521008	11616	782
2/2011	SW 4	MI 7	TR	116002	505003	103702	521074	40470	1,265
2/2011	SW 4	MI 7	TR	116002	505003	103702	521116	42078	192
2/2011	SW 4	MI 7	TR	116002	505003	103702	521118	11578	2,416
2/2011	SW 4	MI 7	TR	116002	505003	103702	521122	11751	1,891
2/2011	SW 4	MI 7	TR	116002	505003	103702	521124	11562	351
2/2011	SW 4	MI 7	TR	116002	505003	103702	521138	11680	2,145
2/2011	SW 4	MI 7	TR	116002	505003	103702	521142	40477	2,767
2/2011	SW 4	MI 7	TR	116002	505003	103702	521144	11580	1,744
2/2011	SW 4	MI 7	TR	116002	505003	103702	521146	11785	2,004
2/2011	SW 4	MI 7	TR	116002	505003	103702	521156	11572	1,671
2/2011	SW 4	MI 7	TR	116002	505003	103702	521162	11748	586
2/2011	SW 4	MI 7	TR	116002	505003	103702	521670	40468	3,724
2/2011	SW 4	MI 7	TR	116002	505003	103702	521678	140834	264
2/2011	SW 4	MI 7	TR	116002	505003	103702	521962	139401	308
2/2011	SW 4	MI 7	TR	116002	505003	103702	523008	312117	86
2/2011	SW 4	MI 7	TR	117728	505003	103702	521008	11616	2,844
2/2011	SW 4	MI 7	TR	117728	505003	103702	521080	138675	316
2/2011	SW 4	MI 7	TR	117728	505003	103702	521932	138744	155
2/2011	SW 4	MI 7	TR	118111	505003	103702	521098	108641	9,128
2/2011	SW 4	MI 7	TR	118125	505003	103702	505017	139249	5,400
2/2011	SW 4	MI 7	TR	118125	505003	103702	521008	11616	676
2/2011	SW 4	MI 7	TR	118125	505003	103702	521116	42078	197
2/2011	SW 4	MI 7	TR	118125	505003	103702	521118	11578	3,706
2/2011	SW 4	MI 7	TR	118125	505003	103702	521122	11751	656
2/2011	SW 4	MI 7	TR	118125	505003	103702	521124	11562	343
2/2011	SW 4	MI 7	TR	118125	505003	103702	521138	11680	4
2/2011	SW 4	MI 7	TR	118125	505003	103702	521142	40477	180
2/2011	SW 4	MI 7	TR	118125	505003	103702	521162	11748	221
2/2011	SW 4	MI 7	TR	118125	505003	103702	521670	40468	13
2/2011	SW 4	MI 7	TR	118125	505003	103702	521942	198847	5,064
2/2011	SW 4	MI 7	TR	118125	505003	103702	523052	467243	213

**ANR Pipeline Company  
Transportation Services  
Fuel By Route Analysis**

Reporting Year: *January - December 2011*  
Production Period: **02/2011**

<u>Production Period</u>	<u>Receipt Segment</u>	<u>Delivery Segment</u>	<u>Service Class</u>	<u>Svc Req Contract</u>	<u>Receipt Location</u>	<u>Receipt Loc Prop</u>	<u>Delivery Location</u>	<u>Delivery Loc Prop</u>	<u>Fuel Quantity</u>
2/2011	SW 4	M1 7	TR	118131	505003	103702	521116	42078	5,907
2/2011	SW 4	M1 7	TR	118131	505003	103702	521636	22992	940
	<b>Segment</b>								<b>331,081</b>
2/2011	SW 4	MW 5	TR	200	505003	103702	521600	40285	28
2/2011	SW 4	MW 5	TR	110899	505003	103702	521656	284918	229
2/2011	SW 4	MW 5	TR	111657	505003	103702	521656	284918	626
2/2011	SW 4	MW 5	TR	117909	505003	103702	521408	12999	110
2/2011	SW 4	MW 5	TS	109136	505003	103702	521596	5227	33
2/2011	SW 4	MW 5	TS	109149	505003	103702	505015	139247	12
2/2011	SW 4	MW 5	TS	109149	513042	385402	505015	139247	202
	<b>Segment</b>								<b>1,240</b>
2/2011	SW 4	MW 6	TR	1	505003	103702	521420	4602	1,212
2/2011	SW 4	MW 6	TR	200	505003	103702	505013	139241	10,042
2/2011	SW 4	MW 6	TR	200	505003	103702	521400	13135	112
2/2011	SW 4	MW 6	TR	700	505003	103702	505014	139246	1,428
2/2011	SW 4	MW 6	TR	19750	505003	103702	521440	4616	1,939
2/2011	SW 4	MW 6	TR	108159	505003	103702	521400	13135	526
2/2011	SW 4	MW 6	TR	108159	505003	103702	521420	4602	36
2/2011	SW 4	MW 6	TR	108409	505003	103702	521482	4741	790
2/2011	SW 4	MW 6	TR	108861	505003	103702	521498	4857	488
2/2011	SW 4	MW 6	TR	108986	505003	103702	505005	139233	685
2/2011	SW 4	MW 6	TR	109576	505003	103702	521400	13135	137
2/2011	SW 4	MW 6	TR	109577	505003	103702	521434	4619	136
2/2011	SW 4	MW 6	TR	109577	505003	103702	521436	4561	105
2/2011	SW 4	MW 6	TR	110109	505003	103702	521482	4741	3,790
2/2011	SW 4	MW 6	TR	110185	505003	103702	505013	139241	2,132
2/2011	SW 4	MW 6	TR	110185	505003	103702	521470	4738	1,893
2/2011	SW 4	MW 6	TR	110185	505003	103702	521482	4741	914
2/2011	SW 4	MW 6	TR	110291	505003	103702	521438	4614	2,896
2/2011	SW 4	MW 6	TR	110899	505003	103702	521470	4738	308
2/2011	SW 4	MW 6	TR	110970	505003	103702	521426	40183	74
2/2011	SW 4	MW 6	TR	110970	505003	103702	521608	171759	134

**ANR Pipeline Company  
Transportation Services  
Fuel By Route Analysis**

Reporting Year: January - December 2011  
Production Period: 02/2011

<u>Production Period</u>	<u>Receipt Segment</u>	<u>Delivery Segment</u>	<u>Service Class</u>	<u>Svc Req Contract</u>	<u>Receipt Location</u>	<u>Receipt Loc Prop</u>	<u>Delivery Location</u>	<u>Delivery Loc Prop</u>	<u>Fuel Quantity</u>
2/2011	SW 4	MW 6	TR	113155	505003	103702	521470	4738	2,688
2/2011	SW 4	MW 6	TR	113189	505003	103702	521470	4738	311
2/2011	SW 4	MW 6	TR	113372	505003	103702	521432	4691	148
2/2011	SW 4	MW 6	TR	113372	505003	103702	521434	4619	13
2/2011	SW 4	MW 6	TR	113372	505003	103702	521470	4738	12
2/2011	SW 4	MW 6	TR	113372	505003	103702	521482	4741	479
2/2011	SW 4	MW 6	TR	113372	505003	103702	521506	3797	52
2/2011	SW 4	MW 6	TR	114497	505003	103702	521086	103709	137
2/2011	SW 4	MW 6	TR	116236	505003	103702	521438	4614	3,528
2/2011	SW 4	MW 6	TR	116418	505003	103702	521482	4741	887
2/2011	SW 4	MW 6	TR	117062	505003	103702	521420	4602	84
2/2011	SW 4	MW 6	TR	118109	505003	103702	521400	13135	103
2/2011	SW 4	MW 6	TR	118109	505003	103702	521420	4602	672
2/2011	SW 4	MW 6	TR	118125	505003	103702	521434	4619	454
2/2011	SW 4	MW 6	TR	118125	505003	103702	521470	4738	80
2/2011	SW 4	MW 6	TR	118125	505003	103702	521482	4741	84
2/2011	SW 4	MW 6	TR	118133	505003	103702	521400	13135	27
2/2011	SW 4	MW 6	TR	118133	505003	103702	521436	4561	51
2/2011	SW 4	MW 6	TR	118133	505003	103702	521482	4741	350
2/2011	SW 4	MW 6	TS	109137	505003	103702	521492	4604	470
2/2011	SW 4	MW 6	TS	109142	505003	103702	521526	3969	28
2/2011	SW 4	MW 6	TS	109143	505003	103702	521430	40195	140
2/2011	SW 4	MW 6	TS	109146	505003	103702	521496	4689	188
2/2011	SW 4	MW 6	TS	109150	505003	103702	505029	139367	179
2/2011	SW 4	MW 6	TS	109155	505003	103702	521498	4857	18
2/2011	SW 4	MW 6	TS	109161	505003	103702	521598	4564	28
2/2011	SW 4	MW 6	TS	109163	505003	103702	521502	4747	140
2/2011	SW 4	MW 6	TS	109169	505003	103702	521418	12991	280
2/2011	SW 4	MW 6	TS	109170	505003	103702	521494	4605	173
2/2011	SW 4	MW 6	TS	109171	505003	103702	521428	40193	149
2/2011	SW 4	MW 6	TS	109198	505003	103702	521426	40183	232
2/2011	SW 4	MW 6	TS	109199	505003	103702	521500	4693	186

Segment

42,148



**ANR Pipeline Company  
Transportation Services  
Fuel By Route Analysis**

Reporting Year: *January - December 2011*  
Production Period: *02/2011*

<u>Production Period</u>	<u>Receipt Segment</u>	<u>Delivery Segment</u>	<u>Service Class</u>	<u>Svc Req Contract</u>	<u>Receipt Location</u>	<u>Receipt Loc Prop</u>	<u>Delivery Location</u>	<u>Delivery Loc Prop</u>	<u>Fuel Quantity</u>
2/2011	SW 4	SW 1	TR	80889	505003	103702	522124	158286	104
2/2011	SW 4	SW 1	TR	100989	505003	103702	523061	737783	92
2/2011	SW 4	SW 1	TR	106772	505003	103702	523060	736566	91
2/2011	SW 4	SW 1	TR	106772	505003	103702	523061	737783	41
2/2011	SW 4	SW 1	TR	107793	505003	103702	523060	736566	602
2/2011	SW 4	SW 1	TR	107793	505003	103702	523061	737783	182
2/2011	SW 4	SW 1	TR	114087	505003	103702	523062	738789	134
2/2011	SW 4	SW 1	TR	115602	505003	103702	523060	736566	76
2/2011	SW 4	SW 1	TR	115602	505003	103702	523061	737783	98
2/2011	SW 4	SW 1	TR	115728	505003	103702	523060	736566	744
2/2011	SW 4	SW 1	TR	115728	505228	153722	523060	736566	16
2/2011	SW 4	SW 1	TR	116995	505003	103702	523060	736566	260
2/2011	SW 4	SW 1	TR	117753	505003	103702	523061	737783	1,906
2/2011	SW 4	SW 1	TR	118142	505003	103702	523062	738789	28
	<b>Segment</b>								<b>4,374</b>
2/2011	SW 4	SW 3	TR	100989	505003	103702	512434	16842	61
2/2011	SW 4	SW 3	TR	100989	505003	103702	523067	951568	794
2/2011	SW 4	SW 3	TR	102083	505003	103702	521070	221448	29
2/2011	SW 4	SW 3	TR	107793	505003	103702	522132	153896	108
2/2011	SW 4	SW 3	TR	107793	505003	103702	523067	951568	66
2/2011	SW 4	SW 3	TR	110030	505003	103702	522132	153896	137
2/2011	SW 4	SW 3	TR	114087	505003	103702	522132	153896	763
2/2011	SW 4	SW 3	TR	114497	505003	103702	522132	153896	185
2/2011	SW 4	SW 3	TR	118138	505003	103702	522132	153896	1
	<b>Segment</b>								<b>2,144</b>
2/2011	SW 4	SW 4	TR	100989	505003	103702	521020	34887	2
2/2011	SW 4	SW 4	TR	106670	505003	103702	521040	234898	1
2/2011	SW 4	SW 4	TR	107793	505003	103702	521020	34887	234
2/2011	SW 4	SW 4	TR	108545	505003	103702	521664	174769	48
2/2011	SW 4	SW 4	TR	115706	510034	187481	521642	237023	128
2/2011	SW 4	SW 4	TR	115728	505003	103702	521020	34887	1,532
2/2011	SW 4	SW 4	TR	115728	505228	153722	521020	34887	14

**ANR Pipeline Company  
Transportation Services  
Fuel By Route Analysis**

Reporting Year: *January - December 2011*  
Production Period: **02/2011**

<u>Production Period</u>	<u>Receipt Segment</u>	<u>Delivery Segment</u>	<u>Service Class</u>	<u>Svc Req Contract</u>	<u>Receipt Location</u>	<u>Receipt Loc Prop</u>	<u>Delivery Location</u>	<u>Delivery Loc Prop</u>	<u>Fuel Quantity</u>
2/2011	SW 4	SW 4	TR	117753	505003	103702	520007	16454	23
	<b>Segment</b>								<b>1,982</b>
2/2011	SW 4	SW 5	TR	80540	510034	187481	522116	278352	67
	<b>Segment</b>								<b>67</b>
2/2011	SW 4	W17	TR	800	505003	103702	505025	139257	11,098
2/2011	SW 4	W17	TR	5450	505003	103702	505026	139258	59,752
2/2011	SW 4	W17	TR	104845	505003	103702	505025	139257	6,496
2/2011	SW 4	W17	TR	106460	505003	103702	505021	139253	9,567
2/2011	SW 4	W17	TR	107873	505003	103702	505023	139255	13,279
2/2011	SW 4	W17	TR	107893	505003	103702	505024	139256	6,877
2/2011	SW 4	W17	TR	108268	505003	103702	505016	139248	9,128
2/2011	SW 4	W17	TR	108863	505003	103702	521392	28730	364
2/2011	SW 4	W17	TR	109665	505003	103702	521370	28788	140
2/2011	SW 4	W17	TR	109975	505003	103702	521172	28846	120
2/2011	SW 4	W17	TR	109975	505003	103702	521250	28841	463
2/2011	SW 4	W17	TR	109975	505003	103702	521784	28720	273
2/2011	SW 4	W17	TR	109975	505003	103702	523034	384136	8,278
2/2011	SW 4	W17	TR	110885	505003	103702	510041	11661	4,241
2/2011	SW 4	W17	TR	110889	505003	103702	521034	183670	1,560
2/2011	SW 4	W17	TR	110956	505003	103702	521172	28846	173
2/2011	SW 4	W17	TR	110956	505003	103702	521250	28841	1,052
2/2011	SW 4	W17	TR	110970	505003	103702	521784	28720	38
2/2011	SW 4	W17	TR	112883	505003	103702	505024	139256	5,068
2/2011	SW 4	W17	TR	112891	505003	103702	505023	139255	9,184
2/2011	SW 4	W17	TR	112923	505003	103702	505023	139255	13,888
2/2011	SW 4	W17	TR	112924	505003	103702	505024	139256	7,364
2/2011	SW 4	W17	TR	113238	505003	103702	521814	36934	896
2/2011	SW 4	W17	TR	114497	505003	103702	510041	11661	326
2/2011	SW 4	W17	TR	114497	505003	103702	521012	40226	211
2/2011	SW 4	W17	TR	114497	505003	103702	521168	28834	127
2/2011	SW 4	W17	TR	114497	505003	103702	521172	28846	1,679
2/2011	SW 4	W17	TR	114497	505003	103702	521174	28778	77

**ANR Pipeline Company  
Transportation Services  
Fuel By Route Analysis**

Reporting Year: *January - December 2011*  
Production Period: **02/2011**

<u>Production Period</u>	<u>Receipt Segment</u>	<u>Delivery Segment</u>	<u>Service Class</u>	<u>Svc Req Contract</u>	<u>Receipt Location</u>	<u>Receipt Loc Prop</u>	<u>Delivery Location</u>	<u>Delivery Loc Prop</u>	<u>Fuel Quantity</u>
2/2011	SW 4	W17	TR	114497	505003	103702	521188	28862	186
2/2011	SW 4	W17	TR	114497	505003	103702	521196	28771	246
2/2011	SW 4	W17	TR	114497	505003	103702	521204	28672	131
2/2011	SW 4	W17	TR	114497	505003	103702	521210	28828	16
2/2011	SW 4	W17	TR	114497	505003	103702	521262	36868	29
2/2011	SW 4	W17	TR	114497	505003	103702	521266	28702	828
2/2011	SW 4	W17	TR	114497	505003	103702	521298	28736	81
2/2011	SW 4	W17	TR	114497	505003	103702	521314	28661	345
2/2011	SW 4	W17	TR	114497	505003	103702	521350	28660	417
2/2011	SW 4	W17	TR	114497	505003	103702	521374	28662	152
2/2011	SW 4	W17	TR	114497	505003	103702	521784	28720	80
2/2011	SW 4	W17	TR	114497	505003	103702	521814	36934	389
2/2011	SW 4	W17	TR	114497	505003	103702	523034	384136	749
2/2011	SW 4	W17	TR	114497	505003	103702	523035	387791	321
2/2011	SW 4	W17	TR	115269	505003	103702	505437	395744	17,620
2/2011	SW 4	W17	TR	117668	505003	103702	510041	11661	6,804
2/2011	SW 4	W17	TR	117728	505003	103702	523034	384136	158
2/2011	SW 4	W17	TR	117754	505003	103702	521316	28831	644
2/2011	SW 4	W17	TR	118133	505003	103702	521784	28720	208
2/2011	SW 4	W17	TS	108864	505003	103702	521392	28730	933
2/2011	SW 4	W17	TS	108872	505003	103702	521396	150407	401
<b>Segment</b>									
2/2011	W17	M17	TR	109218	505023	139255	505038	153808	55
2/2011	W17	M17	TR	110885	510041	11661	505038	153808	8
2/2011	W17	M17	TR	110885	510041	11661	521636	22992	21
2/2011	W17	M17	TR	110899	510041	11661	521008	11616	14
2/2011	W17	M17	TR	111481	510006	28808	521008	11616	84
2/2011	W17	M17	TR	111718	510006	28808	521008	11616	89
2/2011	W17	M17	TR	111718	510006	28808	521116	42078	137
2/2011	W17	M17	TR	111721	510041	11661	521008	11616	3
2/2011	W17	M17	TR	111910	510041	11661	521008	11616	95
2/2011	W17	M17	TR	111910	510041	11661	521622	110850	18
2/2011	W17	M17	TR	112059	510041	11661	521636	22992	31
									<b>202,457</b>

**ANR Pipeline Company  
Transportation Services  
Fuel By Route Analysis**

Reporting Year: *January - December 2011*  
Production Period: **02/2011**

<u>Production Period</u>	<u>Receipt Segment</u>	<u>Delivery Segment</u>	<u>Service Class</u>	<u>Svc Req Contract</u>	<u>Receipt Location</u>	<u>Receipt Loc Prop</u>	<u>Delivery Location</u>	<u>Delivery Loc Prop</u>	<u>Fuel Quantity</u>
2/2011	W17	M17	TR	112165	510041	11661	521636	22992	3,416
2/2011	W17	M17	TR	112565	523032	384134	505038	153808	46
2/2011	W17	M17	TR	112583	510033	28873	521016	4196	328
2/2011	W17	M17	TR	112583	510033	28873	521074	40470	69
2/2011	W17	M17	TR	112583	510033	28873	521118	11578	11
2/2011	W17	M17	TR	112583	510033	28873	521124	11562	18
2/2011	W17	M17	TR	112583	510033	28873	521142	40477	44
2/2011	W17	M17	TR	112583	510033	28873	521154	11574	34
2/2011	W17	M17	TR	112583	510033	28873	521158	11581	44
2/2011	W17	M17	TR	112583	510033	28873	521162	11748	20
2/2011	W17	M17	TR	112583	510033	28873	523025	338685	108
2/2011	W17	M17	TR	112583	510041	11661	521016	4196	73
2/2011	W17	M17	TR	113025	510041	11661	521008	11616	5
2/2011	W17	M17	TR	113025	510041	11661	521080	138675	203
2/2011	W17	M17	TR	113029	510041	11661	521008	11616	2
2/2011	W17	M17	TR	113029	510041	11661	521622	110850	12
2/2011	W17	M17	TR	113040	510033	28873	521932	138744	117
2/2011	W17	M17	TR	113181	510033	28873	505038	153808	12
2/2011	W17	M17	TR	113181	510033	28873	521138	11680	15
2/2011	W17	M17	TR	113181	510033	28873	521156	11572	33
2/2011	W17	M17	TR	113363	510033	28873	505415	384818	61
2/2011	W17	M17	TR	114490	510033	28873	521016	4196	123
2/2011	W17	M17	TR	114490	510033	28873	521985	278172	92
2/2011	W17	M17	TR	114490	510041	11661	521016	4196	184
2/2011	W17	M17	TR	114671	510006	28808	505038	153808	443
2/2011	W17	M17	TR	115823	510041	11661	521008	11616	128
2/2011	W17	M17	TR	115823	510041	11661	521118	11578	224
2/2011	W17	M17	TR	115823	510041	11661	521122	11751	196
2/2011	W17	M17	TR	115823	510041	11661	521124	11562	196
2/2011	W17	M17	TR	115823	510041	11661	521138	11680	392
2/2011	W17	M17	TR	115823	510041	11661	521636	22992	28
2/2011	W17	M17	TR	115823	510041	11661	521670	40468	392
2/2011	W17	M17	TR	115828	510006	28808	521008	11616	120

**ANR Pipeline Company  
Transportation Services  
Fuel By Route Analysis**

Reporting Year: *January - December 2011*  
Production Period: **02/2011**

<u>Production Period</u>	<u>Receipt Segment</u>	<u>Delivery Segment</u>	<u>Service Class</u>	<u>Svc Req Contract</u>	<u>Receipt Location</u>	<u>Receipt Loc Pron</u>	<u>Delivery Location</u>	<u>Delivery Loc Pron</u>	<u>Fuel Quantity</u>
2/2011	W17	M17	TR	115828	510033	28873	521098	108641	393
2/2011	W17	M17	TR	115828	510033	28873	521622	110850	30
2/2011	W17	M17	TR	115828	510041	11661	505108	243097	25
2/2011	W17	M17	TR	115828	510041	11661	521008	11616	29
2/2011	W17	M17	TR	115828	510041	11661	521074	40470	112
2/2011	W17	M17	TR	115828	510041	11661	521098	108641	304
2/2011	W17	M17	TR	115828	510041	11661	521962	139401	45
2/2011	W17	M17	TR	116021	510033	28873	505038	153808	60
2/2011	W17	M17	TR	116043	510041	11661	521008	11616	10
2/2011	W17	M17	TR	116344	510033	28873	505037	139395	504
2/2011	W17	M17	TR	117554	510033	28873	521116	42078	62
2/2011	W17	M17	TR	117555	510033	28873	521116	42078	4
2/2011	W17	M17	TR	117602	510033	28873	505038	153808	16
2/2011	W17	M17	TR	117602	510033	28873	505108	243097	60
2/2011	W17	M17	TR	117602	510033	28873	521008	11616	67
2/2011	W17	M17	TR	117602	510033	28873	521016	4196	30
2/2011	W17	M17	TR	117602	510033	28873	521080	138675	93
2/2011	W17	M17	TR	117602	510033	28873	521116	42078	85
2/2011	W17	M17	TR	117602	510033	28873	521118	11578	24
2/2011	W17	M17	TR	117602	510033	28873	521622	110850	61
2/2011	W17	M17	TR	117602	510033	28873	523025	338685	129
2/2011	W17	M17	TR	117602	510041	11661	523065	769472	25
2/2011	W17	M17	TR	117609	510033	28873	521016	4196	6
2/2011	W17	M17	TR	117610	510033	28873	521985	278172	30
2/2011	W17	M17	TR	117610	510041	11661	521008	11616	3
2/2011	W17	M17	TR	117610	510041	11661	521016	4196	44
2/2011	W17	M17	TR	118103	510041	11661	521008	11616	505
2/2011	W17	M17	TR	118103	510041	11661	521636	22992	187
2/2011	W17	M17	TR	118112	510033	28873	521116	42078	704
2/2011	W17	M17	TR	118126	510041	11661	505108	243097	61
2/2011	W17	M17	TR	118126	510041	11661	521008	11616	1,373
2/2011	W17	M17	TR	118126	510041	11661	521116	42078	79
2/2011	W17	M17	TR	118126	510041	11661	521636	22992	1,164

**ANR Pipeline Company  
Transportation Services  
Fuel By Route Analysis**

Reporting Year: *January - December 2011*  
Production Period: *02/2011*

<u>Production Period</u>	<u>Receipt Segment</u>	<u>Delivery Segment</u>	<u>Service Class</u>	<u>Svc Req Contract</u>	<u>Receipt Location</u>	<u>Receipt Loc Prop</u>	<u>Delivery Location</u>	<u>Delivery Loc Prop</u>	<u>Fuel Quantity</u>
2/2011	W17	M17	TR	118134	510041	11661	521116	42078	540
2/2011	W17	M17	TR	118134	510041	11661	521636	22992	300
2/2011	W17	M17	TR	118174	510041	11661	510005	246067	10
2/2011	W17	M17	TS	106539	521172	28846	505038	153808	6
2/2011	W17	M17	TS	106539	521250	28841	505038	153808	4
2/2011	W17	M17	TS	106539	521784	28720	505038	153808	9
<b>Segment</b>									
2/2011	W17	W17	TR	107784	510033	28873	505023	139255	14,937
2/2011	W17	W17	TR	107896	510033	28873	505024	139256	1,596
2/2011	W17	W17	TR	108014	510033	28873	505023	139255	2,336
2/2011	W17	W17	TR	109610	510033	28873	521392	28730	28
2/2011	W17	W17	TR	109893	510033	28873	521676	100052	47
2/2011	W17	W17	TR	109893	510033	28873	523034	384136	20
2/2011	W17	W17	TR	109974	521784	28720	523034	384136	15
2/2011	W17	W17	TR	109974	523034	384136	521172	28846	3
2/2011	W17	W17	TR	110204	510041	11661	521012	40226	56
2/2011	W17	W17	TR	111000	510033	28873	521794	28870	56
2/2011	W17	W17	TR	111061	510033	28873	521330	28761	336
2/2011	W17	W17	TR	111067	510033	28873	521172	28846	84
2/2011	W17	W17	TR	111730	521172	28846	523034	384136	1
2/2011	W17	W17	TR	111972	510041	11661	521012	40226	140
2/2011	W17	W17	TR	112583	510033	28873	521314	28661	2
2/2011	W17	W17	TR	112583	510033	28873	523034	384136	225
2/2011	W17	W17	TR	112583	510033	28873	523035	387791	104
2/2011	W17	W17	TR	112583	510041	11661	523035	387791	303
2/2011	W17	W17	TR	112846	510033	28873	521266	28702	84
2/2011	W17	W17	TR	112958	510033	28873	523047	44972	196
2/2011	W17	W17	TR	113025	510041	11661	521012	40226	35
2/2011	W17	W17	TR	113025	510041	11661	521168	28834	5
2/2011	W17	W17	TR	113025	510041	11661	521174	28778	33
2/2011	W17	W17	TR	113025	510041	11661	521178	28883	141
2/2011	W17	W17	TR	113025	510041	11661	521186	42139	78
2/2011	W17	W17	TR	113025	510041	11661	521188	28862	80

**ANR Pipeline Company  
 Transportation Services  
 Fuel By Route Analysis**

Reporting Year: January - December 2011  
 Production Period: 02/2011

<u>Production Period</u>	<u>Receipt Segment</u>	<u>Delivery Segment</u>	<u>Service Class</u>	<u>Svc Req Contract</u>	<u>Receipt Location</u>	<u>Receipt Loc Prop</u>	<u>Delivery Location</u>	<u>Delivery Loc Prop</u>	<u>Fuel Quantity</u>
2/2011	W17	W17	TR	113025	510041	11661	521196	28771	180
2/2011	W17	W17	TR	113025	510041	11661	521246	28844	328
2/2011	W17	W17	TR	113025	510041	11661	521262	36868	26
2/2011	W17	W17	TR	113025	510041	11661	521288	28670	6
2/2011	W17	W17	TR	113025	510041	11661	521298	28736	23
2/2011	W17	W17	TR	113025	510041	11661	521314	28661	659
2/2011	W17	W17	TR	113025	510041	11661	521344	28734	25
2/2011	W17	W17	TR	113025	510041	11661	521676	100052	116
2/2011	W17	W17	TR	113025	510041	11661	521784	28720	306
2/2011	W17	W17	TR	113025	510041	11661	523034	384136	4
2/2011	W17	W17	TR	113029	510041	11661	521314	28661	13
2/2011	W17	W17	TR	113181	510033	28873	523034	384136	3
2/2011	W17	W17	TR	113922	510041	11661	521172	28846	2
2/2011	W17	W17	TR	113945	510041	11661	521012	40226	1
2/2011	W17	W17	TR	113945	510041	11661	521786	28798	10
2/2011	W17	W17	TR	113957	510041	11661	521172	28846	3
2/2011	W17	W17	TR	113957	510041	11661	521266	28702	1
2/2011	W17	W17	TR	113969	510041	11661	521172	28846	21
2/2011	W17	W17	TR	113969	510041	11661	521266	28702	9
2/2011	W17	W17	TR	113969	510041	11661	521270	28676	1
2/2011	W17	W17	TR	113975	510041	11661	521370	28788	28
2/2011	W17	W17	TR	113985	510041	11661	521300	28739	56
2/2011	W17	W17	TR	113987	510041	11661	521172	28846	49
2/2011	W17	W17	TR	113987	510041	11661	521246	28844	2
2/2011	W17	W17	TR	113987	510041	11661	521266	28702	2
2/2011	W17	W17	TR	113987	510041	11661	521314	28661	3
2/2011	W17	W17	TR	113988	510041	11661	521298	28736	56
2/2011	W17	W17	TR	113992	510041	11661	521386	174791	28
2/2011	W17	W17	TR	113994	510041	11661	521784	28720	56
2/2011	W17	W17	TR	113998	510041	11661	521200	28679	28
2/2011	W17	W17	TR	113999	510041	11661	521230	28819	28
2/2011	W17	W17	TR	114000	510041	11661	521174	28778	140
2/2011	W17	W17	TR	114002	510041	11661	521248	28811	56

**ANR Pipeline Company  
Transportation Services  
Fuel By Route Analysis**

Reporting Year: January - December 2011  
Production Period: 02/2011

<u>Production Period</u>	<u>Receipt Segment</u>	<u>Delivery Segment</u>	<u>Service Class</u>	<u>Svc Req Contract</u>	<u>Receipt Location</u>	<u>Receipt Loc Prop</u>	<u>Delivery Location</u>	<u>Delivery Loc Prop</u>	<u>Fuel Quantity</u>
2/2011	W17	W17	TR	114003	510041	11661	521238	28836	28
2/2011	W17	W17	TR	114004	510041	11661	521012	40226	84
2/2011	W17	W17	TR	114005	510041	11661	521676	100052	140
2/2011	W17	W17	TR	114007	510041	11661	521168	28834	380
2/2011	W17	W17	TR	114008	510033	28873	521324	28794	28
2/2011	W17	W17	TR	114009	510033	28873	521178	28883	28
2/2011	W17	W17	TR	114013	510033	28873	523047	444972	112
2/2011	W17	W17	TR	114015	510033	28873	521266	28702	168
2/2011	W17	W17	TR	114130	510041	11661	521246	28844	16
2/2011	W17	W17	TR	114130	510041	11661	521784	28720	15
2/2011	W17	W17	TR	114490	510033	28873	510041	11661	64
2/2011	W17	W17	TR	114490	510033	28873	521196	28771	3
2/2011	W17	W17	TR	114490	510033	28873	523034	384136	23
2/2011	W17	W17	TR	114490	510033	28873	523035	387791	50
2/2011	W17	W17	TR	114490	510041	11661	521172	28846	25
2/2011	W17	W17	TR	114490	510041	11661	523034	384136	130
2/2011	W17	W17	TR	114490	510041	11661	523035	387791	62
2/2011	W17	W17	TR	114497	510033	28873	521172	28846	1
2/2011	W17	W17	TR	114497	510033	28873	521266	28702	16
2/2011	W17	W17	TR	114497	510033	28873	521314	28661	7
2/2011	W17	W17	TR	114497	510033	28873	521814	36934	8
2/2011	W17	W17	TR	114497	510033	28873	523035	387791	142
2/2011	W17	W17	TR	114497	510041	11661	521172	28846	17
2/2011	W17	W17	TR	114497	510041	11661	521204	28672	5
2/2011	W17	W17	TR	114497	510041	11661	521262	36868	3
2/2011	W17	W17	TR	114497	510041	11661	521266	28702	27
2/2011	W17	W17	TR	114497	510041	11661	521314	28661	12
2/2011	W17	W17	TR	114497	510041	11661	521350	28660	8
2/2011	W17	W17	TR	114497	510041	11661	521814	36934	10
2/2011	W17	W17	TR	114497	510041	11661	523034	384136	10
2/2011	W17	W17	TR	114671	510006	28808	521266	28702	1,435
2/2011	W17	W17	TR	114671	510033	28873	521266	28702	180
2/2011	W17	W17	TR	114677	510041	11661	521288	28670	439



**ANR Pipeline Company  
Transportation Services  
Fuel By Route Analysis**

Reporting Year: January - December 2011  
Production Period: 02/2011

<u>Production Period</u>	<u>Receipt Segment</u>	<u>Delivery Segment</u>	<u>Service Class</u>	<u>Svc Req Contract</u>	<u>Receipt Location</u>	<u>Receipt Loc Prop</u>	<u>Delivery Location</u>	<u>Delivery Loc Prop</u>	<u>Fuel Quantity</u>
2/2011	W17	W17	TR	115064	510041	11661	521172	28846	336
2/2011	W17	W17	TR	115064	510041	11661	521310	28743	364
2/2011	W17	W17	TR	115064	510041	11661	521676	100052	504
2/2011	W17	W17	TR	115828	510041	11661	521314	28661	52
2/2011	W17	W17	TR	116343	510033	28873	505016	139248	6,020
2/2011	W17	W17	TR	116580	510041	11661	521188	28862	83
2/2011	W17	W17	TR	116580	510041	11661	521190	28825	399
2/2011	W17	W17	TR	116580	510041	11661	521196	28771	15
2/2011	W17	W17	TR	116580	510041	11661	521230	28819	37
2/2011	W17	W17	TR	116580	510041	11661	521370	28788	673
2/2011	W17	W17	TR	116580	510041	11661	521372	11703	6
2/2011	W17	W17	TR	117598	510041	11661	521168	28834	4
2/2011	W17	W17	TR	117598	510041	11661	521172	28846	32
2/2011	W17	W17	TR	117598	510041	11661	521186	42139	4
2/2011	W17	W17	TR	117598	510041	11661	521188	28862	6
2/2011	W17	W17	TR	117598	510041	11661	521190	28825	28
2/2011	W17	W17	TR	117598	510041	11661	521196	28771	5
2/2011	W17	W17	TR	117598	510041	11661	521200	28679	19
2/2011	W17	W17	TR	117598	510041	11661	521202	28682	22
2/2011	W17	W17	TR	117598	510041	11661	521204	28672	30
2/2011	W17	W17	TR	117598	510041	11661	521210	28828	46
2/2011	W17	W17	TR	117598	510041	11661	521214	40197	32
2/2011	W17	W17	TR	117598	510041	11661	521218	28865	80
2/2011	W17	W17	TR	117598	510041	11661	521222	28765	1
2/2011	W17	W17	TR	117598	510041	11661	521226	28881	32
2/2011	W17	W17	TR	117598	510041	11661	521240	28759	19
2/2011	W17	W17	TR	117598	510041	11661	521242	139405	5
2/2011	W17	W17	TR	117598	510041	11661	521248	28811	7
2/2011	W17	W17	TR	117598	510041	11661	521262	36868	57
2/2011	W17	W17	TR	117598	510041	11661	521266	28702	13
2/2011	W17	W17	TR	117598	510041	11661	521268	40497	47
2/2011	W17	W17	TR	117598	510041	11661	521270	28676	27
2/2011	W17	W17	TR	117598	510041	11661	521298	28736	15

**ANR Pipeline Company  
Transportation Services  
Fuel By Route Analysis**

Reporting Year: *January - December 2011*  
Production Period: **02/2011**

<u>Production Period</u>	<u>Receipt Segment</u>	<u>Delivery Segment</u>	<u>Service Class</u>	<u>Svc Req Contract</u>	<u>Receipt Location</u>	<u>Receipt Loc Prop</u>	<u>Delivery Location</u>	<u>Delivery Loc Prop</u>	<u>Fuel Quantity</u>
2/2011	W17	W17	TR	117598	510041	11661	521302	28747	21
2/2011	W17	W17	TR	117598	510041	11661	521314	28661	7
2/2011	W17	W17	TR	117598	510041	11661	521316	28831	29
2/2011	W17	W17	TR	117598	510041	11661	521318	28829	25
2/2011	W17	W17	TR	117598	510041	11661	521320	28740	23
2/2011	W17	W17	TR	117598	510041	11661	521322	28868	17
2/2011	W17	W17	TR	117598	510041	11661	521336	28738	3
2/2011	W17	W17	TR	117598	510041	11661	521344	28734	50
2/2011	W17	W17	TR	117598	510041	11661	521374	28662	27
2/2011	W17	W17	TR	117598	510041	11661	521382	174790	4
2/2011	W17	W17	TR	117598	510041	11661	521386	174791	15
2/2011	W17	W17	TR	117598	510041	11661	521392	28730	6
2/2011	W17	W17	TR	117598	510041	11661	521676	100052	28
2/2011	W17	W17	TR	117598	510041	11661	521758	28855	26
2/2011	W17	W17	TR	117598	510041	11661	521814	36934	23
2/2011	W17	W17	TR	117598	510041	11661	523034	384136	13
2/2011	W17	W17	TR	117598	510041	11661	523047	444972	22
2/2011	W17	W17	TR	117599	510041	11661	521172	28846	15
2/2011	W17	W17	TR	117599	510041	11661	521266	28702	12
2/2011	W17	W17	TR	117599	510041	11661	521314	28661	3
2/2011	W17	W17	TR	117602	510033	28873	505026	139258	453
2/2011	W17	W17	TR	117602	510033	28873	521012	40226	80
2/2011	W17	W17	TR	117602	510033	28873	521168	28834	42
2/2011	W17	W17	TR	117602	510033	28873	521172	28846	594
2/2011	W17	W17	TR	117602	510033	28873	521174	28778	69
2/2011	W17	W17	TR	117602	510033	28873	521188	28862	41
2/2011	W17	W17	TR	117602	510033	28873	521196	28771	35
2/2011	W17	W17	TR	117602	510033	28873	521204	28672	36
2/2011	W17	W17	TR	117602	510033	28873	521210	28828	18
2/2011	W17	W17	TR	117602	510033	28873	521240	28759	4
2/2011	W17	W17	TR	117602	510033	28873	521262	36868	16
2/2011	W17	W17	TR	117602	510033	28873	521266	28702	288
2/2011	W17	W17	TR	117602	510033	28873	521298	28736	2

**ANR Pipeline Company  
Transportation Services  
Fuel By Route Analysis**

Reporting Year: *January - December 2011*  
Production Period: **02/2011**

<u>Production Period</u>	<u>Receipt Segment</u>	<u>Delivery Segment</u>	<u>Service Class</u>	<u>Svc Req Contract</u>	<u>Receipt Location</u>	<u>Receipt Loc Prop</u>	<u>Delivery Location</u>	<u>Delivery Loc Prop</u>	<u>Fuel Quantity</u>
2/2011	W17	W17	TR	117602	510033	28873	521314	28661	112
2/2011	W17	W17	TR	117602	510033	28873	521350	28660	112
2/2011	W17	W17	TR	117602	510033	28873	521374	28662	42
2/2011	W17	W17	TR	117602	510033	28873	521784	28720	17
2/2011	W17	W17	TR	117602	510033	28873	521814	36934	137
2/2011	W17	W17	TR	117602	510033	28873	523034	384136	102
2/2011	W17	W17	TR	117602	510033	28873	523035	387791	122
2/2011	W17	W17	TR	117602	510041	11661	505026	139258	808
2/2011	W17	W17	TR	117602	510041	11661	521172	28846	18
2/2011	W17	W17	TR	117602	510041	11661	521314	28661	15
2/2011	W17	W17	TR	117609	510033	28873	505026	139258	859
2/2011	W17	W17	TR	117609	510033	28873	523034	384136	62
2/2011	W17	W17	TR	117609	510033	28873	523035	387791	31
2/2011	W17	W17	TR	117609	510041	11661	505026	139258	247
2/2011	W17	W17	TR	117610	510033	28873	521322	28868	261
2/2011	W17	W17	TR	117610	510033	28873	523034	384136	48
2/2011	W17	W17	TR	117610	510041	11661	521322	28868	26
2/2011	W17	W17	TR	117749	510033	28873	521178	28883	6
2/2011	W17	W17	TR	117749	510033	28873	521324	28794	918
2/2011	W17	W17	TR	117749	510041	11661	521178	28883	23
2/2011	W17	W17	TR	117749	510041	11661	521370	28788	25
2/2011	W17	W17	TR	117778	510033	28873	521178	28883	12
2/2011	W17	W17	TR	117778	510033	28873	521324	28794	87
2/2011	W17	W17	TR	117778	510041	11661	521176	28859	6
2/2011	W17	W17	TR	117778	510041	11661	521178	28883	329
2/2011	W17	W17	TR	117778	510041	11661	521180	28875	76
2/2011	W17	W17	TR	117778	510041	11661	521240	28759	1
2/2011	W17	W17	TR	117778	510041	11661	521370	28788	809
2/2011	W17	W17	TR	117902	510033	28873	521266	28702	20
2/2011	W17	W17	TR	117902	510033	28873	523032	384134	60
2/2011	W17	W17	TR	118094	510033	28873	511130	40471	5
2/2011	W17	W17	TR	118094	510033	28873	521012	40226	4
2/2011	W17	W17	TR	118094	510033	28873	521168	28834	1

**ANR Pipeline Company  
Transportation Services  
Fuel By Route Analysis**

Reporting Year: January - December 2011  
Production Period: 02/2011

<u>Production Period</u>	<u>Receipt Segment</u>	<u>Delivery Segment</u>	<u>Service Class</u>	<u>Svc Req Contract</u>	<u>Receipt Location</u>	<u>Receipt Loc Prop</u>	<u>Delivery Location</u>	<u>Delivery Loc Prop</u>	<u>Fuel Quantity</u>
2/2011	W17	W17	TR	118094	510033	28873	521180	28875	1
2/2011	W17	W17	TR	118094	510033	28873	521190	28825	2
2/2011	W17	W17	TR	118094	510033	28873	521200	28679	2
2/2011	W17	W17	TR	118094	510033	28873	521208	28780	2
2/2011	W17	W17	TR	118094	510033	28873	521212	28882	2
2/2011	W17	W17	TR	118094	510033	28873	521214	40197	6
2/2011	W17	W17	TR	118094	510033	28873	521230	28819	3
2/2011	W17	W17	TR	118094	510033	28873	521314	28661	4
2/2011	W17	W17	TR	118094	510033	28873	521328	28763	8
2/2011	W17	W17	TR	118094	510033	28873	521330	28761	4
2/2011	W17	W17	TR	118094	510033	28873	521344	28734	1
2/2011	W17	W17	TR	118094	510033	28873	521350	28660	5
2/2011	W17	W17	TR	118094	510033	28873	521356	28774	2
2/2011	W17	W17	TR	118094	510033	28873	521786	28798	2
2/2011	W17	W17	TR	118094	510033	28873	521812	40304	3
2/2011	W17	W17	TR	118135	510041	11661	521266	28702	14
2/2011	W17	W17	TR	118175	510041	11661	523035	387791	1
<b>Segment</b>									<b>28,626</b>
<b>Total for 02/2011</b>									<b>2,016,200</b>

**ANR Pipeline Company  
Transportation Services  
Fuel By Route Analysis**

Reporting Year: January - December 2011  
Production Period: 03/2011

<u>Production Period</u>	<u>Receipt Segment</u>	<u>Delivery Segment</u>	<u>Service Class</u>	<u>Svc Req Contract</u>	<u>Receipt Location</u>	<u>Receipt Loc Prop</u>	<u>Delivery Location</u>	<u>Delivery Loc Prop</u>	<u>Fuel Quantity</u>
3/2011	ME 2	ME 2	TR	105508	513066	702777	523069	1055519	237
3/2011	ME 2	ME 2	TR	109770	505226	153719	523043	416969	84
3/2011	ME 2	ME 2	TR	109770	513090	927982	523043	416969	1,219
3/2011	ME 2	ME 2	TR	112842	505226	153719	521044	261572	74
3/2011	ME 2	ME 2	TR	116080	513087	924935	521668	22975	316
	<b>Segment</b>								<b>1,930</b>
3/2011	ME 2	ME 3	TR	110899	513084	803184	521626	40184	98
3/2011	ME 2	ME 3	TR	110899	513084	803184	523006	314730	30
3/2011	ME 2	ME 3	TR	110899	513090	927982	521010	40186	11
3/2011	ME 2	ME 3	TR	110899	513090	927982	521552	16265	3,286
3/2011	ME 2	ME 3	TR	110899	513090	927982	521620	16118	1,736
3/2011	ME 2	ME 3	TR	110899	513090	927982	521626	40184	2,011
3/2011	ME 2	ME 3	TR	113528	513066	702777	520024	21906	13,157
3/2011	ME 2	ME 3	TR	113528	513083	803183	520024	21906	1,258
3/2011	ME 2	ME 3	TR	116043	513084	803184	521626	40184	1,422
3/2011	ME 2	ME 3	TR	117764	513084	803184	521010	40186	946
3/2011	ME 2	ME 3	TR	118228	513065	693715	521010	40186	302
3/2011	ME 2	ME 3	TR	118228	513065	693715	521092	4475	3
3/2011	ME 2	ME 3	TR	118228	513065	693715	521626	40184	191
3/2011	ME 2	ME 3	TR	118271	513065	693715	521626	40184	75
	<b>Segment</b>								<b>24,526</b>
3/2011	ME 2	MI 7	TR	106308	521594	20666	505038	153808	154
3/2011	ME 2	MI 7	TR	110899	513084	803184	521098	108641	3,639
3/2011	ME 2	MI 7	TR	110899	513084	803184	521622	110850	920
3/2011	ME 2	MI 7	TR	110899	513087	924935	521098	108641	4,788
3/2011	ME 2	MI 7	TR	110899	513087	924935	521622	110850	564
3/2011	ME 2	MI 7	TR	110899	513087	924935	521962	139401	31
3/2011	ME 2	MI 7	TR	110899	513090	927982	521098	108641	1,033
3/2011	ME 2	MI 7	TR	110899	513090	927982	521622	110850	123
3/2011	ME 2	MI 7	TR	112583	513066	702777	505038	153808	320
3/2011	ME 2	MI 7	TR	114490	513066	702777	505038	153808	4
3/2011	ME 2	MI 7	TR	114490	513066	702777	521008	11616	119

**ANR Pipeline Company  
Transportation Services  
Fuel By Route Analysis**

Reporting Year: January - December 2011  
Production Period: 03/2011

<u>Production Period</u>	<u>Receipt Segment</u>	<u>Delivery Segment</u>	<u>Service Class</u>	<u>Svc Req Contract</u>	<u>Receipt Location</u>	<u>Receipt Loc Prop</u>	<u>Delivery Location</u>	<u>Delivery Loc Prop</u>	<u>Fuel Quantity</u>
3/2011	ME 2	MI 7	TR	114490	513066	702777	521074	40470	618
3/2011	ME 2	MI 7	TR	114490	513066	702777	521116	42078	4,293
3/2011	ME 2	MI 7	TR	114490	513066	702777	521118	11578	1,808
3/2011	ME 2	MI 7	TR	114490	513066	702777	521122	11751	117
3/2011	ME 2	MI 7	TR	114490	513066	702777	521124	11562	470
3/2011	ME 2	MI 7	TR	114490	513066	702777	521132	11563	48
3/2011	ME 2	MI 7	TR	114490	513066	702777	521138	11680	211
3/2011	ME 2	MI 7	TR	114490	513066	702777	521142	40477	808
3/2011	ME 2	MI 7	TR	114490	513066	702777	521144	11580	920
3/2011	ME 2	MI 7	TR	114490	513066	702777	521146	11785	442
3/2011	ME 2	MI 7	TR	114490	513066	702777	521154	11574	631
3/2011	ME 2	MI 7	TR	114490	513066	702777	521158	11581	687
3/2011	ME 2	MI 7	TR	114490	513066	702777	521162	11748	336
3/2011	ME 2	MI 7	TR	114490	513066	702777	521670	40468	122
3/2011	ME 2	MI 7	TR	114490	513083	803183	521118	11578	276
3/2011	ME 2	MI 7	TR	114781	513066	702777	521116	42078	40,854
3/2011	ME 2	MI 7	TR	115824	513084	803184	505019	139251	3,603
3/2011	ME 2	MI 7	TR	115824	513084	803184	505038	153808	2,850
3/2011	ME 2	MI 7	TR	115824	513084	803184	521014	153852	71
3/2011	ME 2	MI 7	TR	115824	513084	803184	521116	42078	1,075
3/2011	ME 2	MI 7	TR	115824	513084	803184	521636	22992	40
3/2011	ME 2	MI 7	TR	116043	513084	803184	505038	153808	5,087
3/2011	ME 2	MI 7	TR	116043	513084	803184	521008	11616	477
3/2011	ME 2	MI 7	TR	116043	513084	803184	521074	40470	61
3/2011	ME 2	MI 7	TR	116043	513084	803184	521098	108641	2,581
3/2011	ME 2	MI 7	TR	116043	513084	803184	521116	42078	5,575
3/2011	ME 2	MI 7	TR	116043	513084	803184	521622	110850	2,414
3/2011	ME 2	MI 7	TR	116043	513084	803184	521636	22992	223
3/2011	ME 2	MI 7	TR	116043	513084	803184	521948	4492	1,287
3/2011	ME 2	MI 7	TR	116043	513084	803184	521962	139401	1,268
3/2011	ME 2	MI 7	TR	117329	513084	803184	521008	11616	7,904
3/2011	ME 2	MI 7	TR	117330	513084	803184	521116	42078	8,794
3/2011	ME 2	MI 7	TR	117614	513054	467676	521116	42078	24,328

**ANR Pipeline Company  
Transportation Services  
Fuel By Route Analysis**

Reporting Year: January - December 2011  
Production Period: 03/2011

<u>Production Period</u>	<u>Receipt Segment</u>	<u>Delivery Segment</u>	<u>Service Class</u>	<u>Svc Req Contract</u>	<u>Receipt Location</u>	<u>Receipt Loc Prop</u>	<u>Delivery Location</u>	<u>Delivery Loc Prop</u>	<u>Fuel Quantity</u>
3/2011	ME 2	MI 7	TR	117614	513066	702777	521116	42078	32,031
3/2011	ME 2	MI 7	TR	117614	513066	702777	521636	22992	1,113
3/2011	ME 2	MI 7	TR	117614	513087	924935	521116	42078	1,328
3/2011	ME 2	MI 7	TR	117614	513087	924935	521636	22992	159
3/2011	ME 2	MI 7	TR	117659	513054	467676	505038	153808	604
3/2011	ME 2	MI 7	TR	117659	513066	702777	505038	153808	333
3/2011	ME 2	MI 7	TR	117659	513066	702777	521116	42078	129
3/2011	ME 2	MI 7	TR	117659	513084	803184	505038	153808	4,056
3/2011	ME 2	MI 7	TR	117659	513084	803184	521116	42078	198
3/2011	ME 2	MI 7	TR	117659	513087	924935	505038	153808	1,232
3/2011	ME 2	MI 7	TR	117659	513090	927982	505038	153808	491
3/2011	ME 2	MI 7	TR	117659	513090	927982	521116	42078	125
3/2011	ME 2	MI 7	TR	117727	513066	702777	521588	40481	3,306
3/2011	ME 2	MI 7	TR	117764	513065	693715	521008	11616	1,518
3/2011	ME 2	MI 7	TR	117764	513084	803184	505038	153808	24
3/2011	ME 2	MI 7	TR	117764	513084	803184	521008	11616	42,505
3/2011	ME 2	MI 7	TR	117764	513084	803184	521116	42078	4,080
3/2011	ME 2	MI 7	TR	117766	513084	803184	521008	11616	2,216
3/2011	ME 2	MI 7	TR	117766	513084	803184	521116	42078	5,153
3/2011	ME 2	MI 7	TR	117770	513084	803184	521008	11616	11,478
3/2011	ME 2	MI 7	TR	117770	513084	803184	521116	42078	28,605
3/2011	ME 2	MI 7	TR	117813	513084	803184	521098	108641	2,976
3/2011	ME 2	MI 7	TR	117978	513090	927982	521008	11616	1,272
3/2011	ME 2	MI 7	TR	117978	513090	927982	521116	42078	18,444
3/2011	ME 2	MI 7	TR	117987	513084	803184	521008	11616	19,716
3/2011	ME 2	MI 7	TR	118156	513066	702777	521116	42078	30,473
3/2011	ME 2	MI 7	TR	118156	513084	803184	521116	42078	28,644
3/2011	ME 2	MI 7	TR	118158	513084	803184	521008	11616	19,067
3/2011	ME 2	MI 7	TR	118158	513084	803184	521116	42078	649
3/2011	ME 2	MI 7	TR	118160	513084	803184	521116	42078	19,716
3/2011	ME 2	MI 7	TR	118164	513084	803184	521008	11616	1,848
3/2011	ME 2	MI 7	TR	118164	513084	803184	521116	42078	17,248
3/2011	ME 2	MI 7	TR	118164	513087	924935	521116	42078	973

**ANR Pipeline Company  
Transportation Services  
Fuel By Route Analysis**

Reporting Year: January - December 2011  
Production Period: 03/2011

Production Period	Receipt Segment	Delivery Segment	Service Class	Svc Req Contract	Receipt Location	Receipt Loc Prop	Delivery Location	Delivery Loc Prop	Fuel Quantity
3/2011	ME 2	MI 7	TR	118164	513090	927982	521008	11616	3,199
3/2011	ME 2	MI 7	TR	118164	513090	927982	521116	42078	25,919
3/2011	ME 2	MI 7	TR	118169	513087	924935	521008	11616	77
3/2011	ME 2	MI 7	TR	118169	513087	924935	521116	42078	77
3/2011	ME 2	MI 7	TR	118171	513066	702777	505038	153808	13,178
3/2011	ME 2	MI 7	TR	118171	513066	702777	521116	42078	11,460
3/2011	ME 2	MI 7	TR	118171	513066	702777	521636	22992	2
3/2011	ME 2	MI 7	TR	118173	513066	702777	505038	153808	817
3/2011	ME 2	MI 7	TR	118173	513066	702777	521116	42078	10,033
3/2011	ME 2	MI 7	TR	118206	513054	467676	521008	11616	613
3/2011	ME 2	MI 7	TR	118206	513054	467676	521116	42078	4,316
3/2011	ME 2	MI 7	TR	118227	513065	693715	505017	139249	2,945
3/2011	ME 2	MI 7	TR	118228	513065	693715	505017	139249	7,772
3/2011	ME 2	MI 7	TR	118232	513065	693715	505017	139249	279
3/2011	ME 2	MI 7	TR	118232	513087	924935	505017	139249	8,773
3/2011	ME 2	MI 7	TR	118271	513065	693715	505017	139249	3,242
3/2011	ME 2	MI 7	TR	118271	513065	693715	521116	42078	89
3/2011	ME 2	SW 4	TR	105508	513066	702777	505003	103702	526,475
3/2011	ME 2	WI 7	TR	114490	513066	702777	521314	28661	14
3/2011	ME 2	WI 7	TR	115270	513066	702777	505437	395744	14
3/2011	ME 3	ME 3	TR	110885	513085	742252	520015	108796	16
3/2011	ME 3	ME 3	TR	110885	513085	742252	520018	22986	462
3/2011	ME 3	ME 3	TR	110885	513085	742252	520027	295956	478
3/2011	ME 3	ME 3	TR	110885	513085	742252	521010	40186	458
3/2011	ME 3	ME 3	TR	110885	513085	742252	521032	138747	1,097
3/2011	ME 3	ME 3	TR	110885	513085	742252	521528	4351	1,378
3/2011	ME 3	ME 3	TR	110885	513085	742252	521534	138745	2,291
3/2011	ME 3	ME 3	TR	110885	513085	742252	521620	16118	93
3/2011	ME 3	ME 3	TR	110885	513085	742252	521626	40184	40
3/2011	ME 3	ME 3	TR	110885	513085	742252	521626	40184	810
3/2011	ME 3	ME 3	TR	110885	513085	742252	521626	40184	124
3/2011	ME 3	ME 3	TR	110885	513085	742252	521626	40184	437



**ANR Pipeline Company  
Transportation Services  
Fuel By Route Analysis**

VASCR351

Reporting Year: January - December 2011  
Production Period: 03/2011

<u>Production Period</u>	<u>Receipt Segment</u>	<u>Delivery Segment</u>	<u>Service Class</u>	<u>Sve Req Contract</u>	<u>Receipt Location</u>	<u>Receipt Loc Prop</u>	<u>Delivery Location</u>	<u>Delivery Loc Prop</u>	<u>Fuel Quantity</u>
3/2011	ME 3	ME 3	TR	110902	513085	742252	521620	16118	778
3/2011	ME 3	ME 3	TR	111481	510009	138660	520027	295956	193
3/2011	ME 3	ME 3	TR	111481	513085	742252	520027	295956	950
3/2011	ME 3	ME 3	TR	111481	513085	742252	521010	40186	4
3/2011	ME 3	ME 3	TR	112032	513085	742252	520015	108796	167
3/2011	ME 3	ME 3	TR	112032	513085	742252	520027	295956	219
3/2011	ME 3	ME 3	TR	112032	513085	742252	521010	40186	900
3/2011	ME 3	ME 3	TR	112032	513085	742252	521534	138745	9
3/2011	ME 3	ME 3	TR	112032	513085	742252	521626	40184	1,036
3/2011	ME 3	ME 3	TR	113120	505227	153721	521092	4475	1
3/2011	ME 3	ME 3	TR	113120	510009	138660	520027	295956	106
3/2011	ME 3	ME 3	TR	113120	510009	138660	521010	40186	12
3/2011	ME 3	ME 3	TR	113120	510009	138660	521092	4475	21
3/2011	ME 3	ME 3	TR	113120	510009	138660	521552	16265	93
3/2011	ME 3	ME 3	TR	113120	510009	138660	521626	40184	14
3/2011	ME 3	ME 3	TR	113120	513085	742252	520015	108796	38
3/2011	ME 3	ME 3	TR	113120	513085	742252	520027	295956	1,695
3/2011	ME 3	ME 3	TR	113120	513085	742252	521010	40186	104
3/2011	ME 3	ME 3	TR	113120	513085	742252	521092	4475	143
3/2011	ME 3	ME 3	TR	113120	513085	742252	521552	16265	852
3/2011	ME 3	ME 3	TR	113120	513085	742252	521626	40184	220
3/2011	ME 3	ME 3	TR	115565	510008	38224	523038	398767	22
3/2011	ME 3	ME 3	TR	116021	513085	742252	521620	16118	365
3/2011	ME 3	ME 3	TR	116816	505227	153721	521986	277052	155
3/2011	ME 3	ME 3	TR	116983	505227	153721	523038	398767	46
<b>Segment</b>									
3/2011	ME 3	MI 7	TR	1700	505008	139236	505038	153808	14,871
3/2011	ME 3	MI 7	TR	15400	505032	139374	505038	153808	39
3/2011	ME 3	MI 7	TR	110885	510008	38224	505038	153808	6
3/2011	ME 3	MI 7	TR	110885	513085	742252	505038	153808	18
3/2011	ME 3	MI 7	TR	110885	513085	742252	505038	153808	12
3/2011	ME 3	MI 7	TR	110885	513085	742252	521008	11616	98
3/2011	ME 3	MI 7	TR	110885	513085	742252	521074	40470	1,076
3/2011	ME 3	MI 7	TR	110885	513085	742252	521098	108641	2,012

**ANR Pipeline Company  
Transportation Services  
Fuel By Route Analysis**

**VASCR351**

 Reporting Year: January - December 2011  
 Production Period: 03/2011

<u>Production Period</u>	<u>Receipt Segment</u>	<u>Delivery Segment</u>	<u>Service Class</u>	<u>Svc Req Contract</u>	<u>Receipt Location</u>	<u>Receipt Loc Prop</u>	<u>Delivery Location</u>	<u>Delivery Loc Prop</u>	<u>Fuel Quantity</u>
3/2011	ME 3	MI 7	TR	110885	513085	742252	521116	42078	427
3/2011	ME 3	MI 7	TR	110885	513085	742252	521158	11581	23
3/2011	ME 3	MI 7	TR	110885	513085	742252	521622	110850	3,514
3/2011	ME 3	MI 7	TR	110885	513085	742252	521678	140834	839
3/2011	ME 3	MI 7	TR	110885	513085	742252	521948	4492	50
3/2011	ME 3	MI 7	TR	110885	513085	742252	521962	139401	744
3/2011	ME 3	MI 7	TR	110889	513085	742252	521098	108641	73
3/2011	ME 3	MI 7	TR	110889	513085	742252	521670	40468	33
3/2011	ME 3	MI 7	TR	110902	513085	742252	521098	108641	8,647
3/2011	ME 3	MI 7	TR	110902	513085	742252	521116	42078	745
3/2011	ME 3	MI 7	TR	111288	505007	139235	505038	153808	35
3/2011	ME 3	MI 7	TR	111456	510008	38224	505038	153808	25
3/2011	ME 3	MI 7	TR	111456	513085	742252	505038	153808	124
3/2011	ME 3	MI 7	TR	111456	513085	742252	521118	11578	19
3/2011	ME 3	MI 7	TR	111481	510009	138660	521008	11616	40
3/2011	ME 3	MI 7	TR	111481	510009	138660	521116	42078	749
3/2011	ME 3	MI 7	TR	111481	513085	742252	521116	42078	422
3/2011	ME 3	MI 7	TR	111719	510009	138660	505038	153808	565
3/2011	ME 3	MI 7	TR	111719	510009	138660	521008	11616	325
3/2011	ME 3	MI 7	TR	111719	510009	138660	521116	42078	3,142
3/2011	ME 3	MI 7	TR	111719	513085	742252	505038	153808	68
3/2011	ME 3	MI 7	TR	111719	513085	742252	521008	11616	303
3/2011	ME 3	MI 7	TR	111719	513085	742252	521030	282436	17
3/2011	ME 3	MI 7	TR	111719	513085	742252	521116	42078	2,207
3/2011	ME 3	MI 7	TR	111719	513085	742252	521636	22992	16
3/2011	ME 3	MI 7	TR	112032	513085	742252	521098	108641	2,263
3/2011	ME 3	MI 7	TR	112032	513085	742252	521118	11578	1
3/2011	ME 3	MI 7	TR	112032	513085	742252	521138	11680	192
3/2011	ME 3	MI 7	TR	112032	513085	742252	521160	11590	259
3/2011	ME 3	MI 7	TR	112032	513085	742252	521670	40468	255
3/2011	ME 3	MI 7	TR	112032	513085	742252	521948	4492	591
3/2011	ME 3	MI 7	TR	112032	513085	742252	521962	139401	145
3/2011	ME 3	MI 7	TR	112085	505012	139240	505038	153808	403



**ANR Pipeline Company  
Transportation Services  
Fuel By Route Analysis**

Reporting Year: January - December 2011  
 Production Period: 03/2011

<u>Production Period</u>	<u>Receipt Segment</u>	<u>Delivery Segment</u>	<u>Service Class</u>	<u>Svc Req Contract</u>	<u>Receipt Location</u>	<u>Receipt Loc Prop</u>	<u>Delivery Location</u>	<u>Delivery Loc Prop</u>	<u>Fuel Quantity</u>
3/2011	M17	ME3	TR	1700	505038	153808	505008	139236	158
3/2011	M17	MF3	TR	15400	505038	153808	505032	139374	141
3/2011	M17	ME3	TR	15400	505038	153808	521534	138745	114
3/2011	M17	ME3	TR	109718	505038	153808	520005	15672	5,151
3/2011	M17	ME3	TR	109956	511136	277072	521638	153767	368
3/2011	M17	MF3	TR	110885	505038	153808	520015	108796	3
3/2011	M17	ME3	TR	110885	505038	153808	520018	22986	12
3/2011	M17	ME3	TR	110885	505038	153808	520027	295956	5
3/2011	M17	ME3	TR	111288	505038	153808	505007	139235	212
3/2011	M17	ME3	TR	111292	505038	153808	505007	139235	1
3/2011	M17	ME3	TR	111330	505038	153808	521626	40184	4,357
3/2011	M17	MF3	TR	111415	505038	153808	521626	40184	183
3/2011	M17	ME3	TR	111481	510005	246067	520027	295956	41
3/2011	M17	ME3	TR	111481	510029	2610	520027	295956	51
3/2011	M17	ME3	TR	112032	505038	153808	521626	40184	2
3/2011	M17	ME3	TR	112085	505038	153808	505012	139240	3,490
3/2011	M17	ME3	TR	112494	505038	153808	505238	174721	619
3/2011	M17	ME3	TR	113025	511136	277072	521626	40184	24
3/2011	M17	ME3	TR	113120	510029	2610	520027	295956	126
3/2011	M17	MF3	TR	113120	510029	2610	521010	40186	1
3/2011	M17	ME3	TR	113120	510029	2610	521552	16265	8
3/2011	M17	ME3	TR	117676	505038	153808	520023	28447	2,259
3/2011	M17	ME3	TR	117679	505038	153808	505238	174721	803
3/2011	M17	ME3	TR	117682	505038	153808	520026	38843	12
3/2011	M17	ME3	TR	117928	505038	153808	521626	40184	5
3/2011	M17	ME3	TR	118013	505038	153808	521626	40184	19
3/2011	M17	ME3	TR	118023	505038	153808	521626	40184	60
3/2011	M17	ME3	TR	118044	505038	153808	521626	40184	24
3/2011	M17	ME3	TR	118199	511136	277072	520023	28447	29
3/2011	M17	ME3	TS	105412	505038	153808	521528	4351	15
3/2011	M17	ME3	TS	109138	505038	153808	505011	139239	117
3/2011	M17	ME3	TS	109145	505038	153808	521560	4481	3
3/2011	M17	ME3	TS	109157	505038	153808	505010	139238	1

**ANR Pipeline Company  
Transportation Services  
Fuel By Route Analysis**

Reporting Year: January - December 2011  
Production Period: 03/2011

<u>Production Period</u>	<u>Receipt Segment</u>	<u>Delivery Segment</u>	<u>Service Class</u>	<u>Svc Req Contract</u>	<u>Receipt Location</u>	<u>Receipt Loc Prop</u>	<u>Delivery Location</u>	<u>Delivery Loc Prop</u>	<u>Fuel Quantity</u>
3/2011	MI 7	ME 3	TS	109190	505038	153808	505009	139237	74
3/2011	MI 7	ME 3	TS	114883	505038	153808	521534	138745	18
	<b>Segment</b>								<b>18,506</b>
3/2011	MI 7	MI 7	TR	104405	505038	153808	521008	11616	145
3/2011	MI 7	MI 7	TR	106460	505038	153808	521116	42078	37
3/2011	MI 7	MI 7	TR	106966	510035	142182	521008	11616	18
3/2011	MI 7	MI 7	TR	106966	510035	142182	521138	11680	6
3/2011	MI 7	MI 7	TR	106966	511176	44783	521008	11616	18
3/2011	MI 7	MI 7	TR	106966	511176	44783	521138	11680	6
3/2011	MI 7	MI 7	TR	106966	511178	40476	521008	11616	21
3/2011	MI 7	MI 7	TR	106966	511178	40476	521138	11680	6
3/2011	MI 7	MI 7	TR	106966	513023	120743	521008	11616	25
3/2011	MI 7	MI 7	TR	106966	513023	120743	521116	42078	6
3/2011	MI 7	MI 7	TR	106966	513050	463539	521008	11616	144
3/2011	MI 7	MI 7	TR	106966	513050	463539	521116	42078	18
3/2011	MI 7	MI 7	TR	106966	513050	463539	521138	11680	26
3/2011	MI 7	MI 7	TR	107515	511162	153853	505017	139249	2,651
3/2011	MI 7	MI 7	TR	107877	513022	338686	505038	153808	6
3/2011	MI 7	MI 7	TR	107897	513022	338686	505038	153808	3
3/2011	MI 7	MI 7	TR	107898	505038	153808	521008	11616	310
3/2011	MI 7	MI 7	TR	108412	505108	243097	523008	312117	525
3/2011	MI 7	MI 7	TR	108412	511158	48644	523008	312117	148
3/2011	MI 7	MI 7	TR	108993	505038	153808	521985	278172	122
3/2011	MI 7	MI 7	TR	108993	505230	153728	521985	278172	41
3/2011	MI 7	MI 7	TR	108993	511136	277072	505038	153808	91
3/2011	MI 7	MI 7	TR	109014	505038	153808	505131	295958	2,262
3/2011	MI 7	MI 7	TR	109014	505038	153808	521016	4196	9,862
3/2011	MI 7	MI 7	TR	109014	505038	153808	523059	703495	61
3/2011	MI 7	MI 7	TR	109014	505131	295958	505038	153808	884
3/2011	MI 7	MI 7	TR	109595	505038	153808	505019	139251	172
3/2011	MI 7	MI 7	TR	109713	505038	153808	520021	40785	8,757
3/2011	MI 7	MI 7	TR	109713	505038	153808	521008	11616	2,939
3/2011	MI 7	MI 7	TR	109920	511162	153853	505019	139251	77

**ANR Pipeline Company  
Transportation Services  
Fuel By Route Analysis**

Reporting Year: January - December 2011  
Production Period: 03/2011

<u>Production Period</u>	<u>Receipt Segment</u>	<u>Delivery Segment</u>	<u>Service Class</u>	<u>Svc Req Contract</u>	<u>Receipt Location</u>	<u>Receipt Loc Prop</u>	<u>Delivery Location</u>	<u>Delivery Loc Prop</u>	<u>Fuel Quantity</u>
3/2011	MI 7	MI 7	TR	109920	511162	153853	521014	153852	77
3/2011	MI 7	MI 7	TR	109920	511162	153853	521604	150409	682
3/2011	MI 7	MI 7	TR	109974	505038	153808	523025	338685	7
3/2011	MI 7	MI 7	TR	110016	505108	243097	505038	153808	196
3/2011	MI 7	MI 7	TR	110019	505038	153808	505018	139250	3,328
3/2011	MI 7	MI 7	TR	110022	505038	153808	505034	139384	144
3/2011	MI 7	MI 7	TR	110181	505108	243097	521008	11616	29
3/2011	MI 7	MI 7	TR	110285	505038	153808	521948	4492	1,249
3/2011	MI 7	MI 7	TR	110885	505038	153808	521008	11616	134
3/2011	MI 7	MI 7	TR	110885	505038	153808	521690	40892	34
3/2011	MI 7	MI 7	TR	110885	505108	243097	505038	153808	504
3/2011	MI 7	MI 7	TR	110885	505108	243097	521008	11616	47
3/2011	MI 7	MI 7	TR	110885	511136	277072	505038	153808	481
3/2011	MI 7	MI 7	TR	110885	511136	277072	521008	11616	21
3/2011	MI 7	MI 7	TR	110885	513022	338686	505038	153808	105
3/2011	MI 7	MI 7	TR	110889	505038	153808	521118	11578	268
3/2011	MI 7	MI 7	TR	110889	505038	153808	521138	11680	30
3/2011	MI 7	MI 7	TR	110889	505123	261474	521118	11578	186
3/2011	MI 7	MI 7	TR	110899	505038	153808	523008	312117	17
3/2011	MI 7	MI 7	TR	110899	511136	277072	505038	153808	80
3/2011	MI 7	MI 7	TR	110899	511136	277072	521008	11616	69
3/2011	MI 7	MI 7	TR	110902	505038	153808	521058	282435	31
3/2011	MI 7	MI 7	TR	110979	505038	153808	521008	11616	6,169
3/2011	MI 7	MI 7	TR	110979	511136	277072	521116	42078	43
3/2011	MI 7	MI 7	TR	111287	505035	139385	505038	153808	1,044
3/2011	MI 7	MI 7	TR	111287	505038	153808	505035	139385	1,917
3/2011	MI 7	MI 7	TR	111292	505038	153808	505028	139366	157
3/2011	MI 7	MI 7	TR	111310	505038	153808	505006	119234	555
3/2011	MI 7	MI 7	TR	111456	505108	243097	505038	153808	25
3/2011	MI 7	MI 7	TR	111456	511136	277072	505038	153808	30
3/2011	MI 7	MI 7	TR	111456	511136	277072	521008	11616	100
3/2011	MI 7	MI 7	TR	111456	511136	277072	521116	42078	25
3/2011	MI 7	MI 7	TR	111456	511136	277072	521636	22992	54

**ANR Pipeline Company  
Transportation Services  
Fuel By Route Analysis**

Reporting Year: *January - December 2011*  
Production Period: 03/2011

<u>Production Period</u>	<u>Receipt Segment</u>	<u>Delivery Segment</u>	<u>Service Class</u>	<u>Svc Rcg Contract</u>	<u>Receipt Location</u>	<u>Receipt Loc Prop</u>	<u>Delivery Location</u>	<u>Delivery Loc Prop</u>	<u>Fuel Quantity</u>
3/2011	MI 7	MI 7	TR	111456	511136	277072	521690	40892	47
3/2011	MI 7	MI 7	TR	111481	510005	246067	505038	153808	15
3/2011	MI 7	MI 7	TR	111481	510005	246067	521008	11616	977
3/2011	MI 7	MI 7	TR	111481	510005	246067	521030	282436	93
3/2011	MI 7	MI 7	TR	111481	510005	246067	521116	42078	134
3/2011	MI 7	MI 7	TR	111481	510029	2610	521008	11616	1,323
3/2011	MI 7	MI 7	TR	111481	510029	2610	521030	282436	51
3/2011	MI 7	MI 7	TR	111481	510029	2610	521116	42078	51
3/2011	MI 7	MI 7	TR	111493	511144	48642	505033	139382	23,154
3/2011	MI 7	MI 7	TR	111718	510005	246067	505038	153808	61
3/2011	MI 7	MI 7	TR	111718	510005	246067	521008	11616	901
3/2011	MI 7	MI 7	TR	111718	510005	246067	521030	282436	443
3/2011	MI 7	MI 7	TR	111718	510005	246067	521116	42078	458
3/2011	MI 7	MI 7	TR	111719	510005	246067	505038	153808	527
3/2011	MI 7	MI 7	TR	111719	510005	246067	521008	11616	1,478
3/2011	MI 7	MI 7	TR	111719	510005	246067	521030	282436	948
3/2011	MI 7	MI 7	TR	111719	511136	277072	505038	153808	45
3/2011	MI 7	MI 7	TR	111719	511136	277072	521008	11616	189
3/2011	MI 7	MI 7	TR	111719	511136	277072	521030	282436	62
3/2011	MI 7	MI 7	TR	111719	511136	277072	521116	42078	45
3/2011	MI 7	MI 7	TR	111720	505038	153808	521008	11616	82
3/2011	MI 7	MI 7	TR	111720	505108	243097	505038	153808	51
3/2011	MI 7	MI 7	TR	111720	505108	243097	521008	11616	63
3/2011	MI 7	MI 7	TR	111720	505108	243097	521030	282436	377
3/2011	MI 7	MI 7	TR	111720	510005	246067	521008	11616	323
3/2011	MI 7	MI 7	TR	111720	510005	246067	521030	282436	246
3/2011	MI 7	MI 7	TR	111720	510005	246067	521690	40892	31
3/2011	MI 7	MI 7	TR	111720	511136	277072	505038	153808	277
3/2011	MI 7	MI 7	TR	111720	511136	277072	521008	11616	638
3/2011	MI 7	MI 7	TR	111720	511136	277072	521030	282436	1,080
3/2011	MI 7	MI 7	TR	111720	511136	277072	521116	42078	535
3/2011	MI 7	MI 7	TR	111720	511136	277072	521622	110850	31
3/2011	MI 7	MI 7	TR	111721	505038	153808	521008	11616	40

**ANR Pipeline Company  
Transportation Services  
Fuel By Route Analysis**

VASCR351

Reporting Year: January - December 2011  
Production Period: 03/2011

<u>Production Period</u>	<u>Receipt Segment</u>	<u>Delivery Segment</u>	<u>Service Class</u>	<u>Svc Req Contract</u>	<u>Receipt Location</u>	<u>Receipt Loc Prop</u>	<u>Delivery Location</u>	<u>Delivery Loc Prop</u>	<u>Fuel Quantity</u>
3/2011	MI 7	MI 7	TR	111721	505108	243097	505038	153808	13
3/2011	MI 7	MI 7	TR	111721	505108	243097	521030	282436	26
3/2011	MI 7	MI 7	TR	111721	510005	246067	505038	153808	99
3/2011	MI 7	MI 7	TR	111721	510005	246067	521008	11616	139
3/2011	MI 7	MI 7	TR	111721	510005	246067	521030	282436	230
3/2011	MI 7	MI 7	TR	111721	510005	246067	521636	22992	3
3/2011	MI 7	MI 7	TR	111721	510005	246067	521690	40892	75
3/2011	MI 7	MI 7	TR	111721	511136	277072	505038	153808	631
3/2011	MI 7	MI 7	TR	111721	511136	277072	521008	11616	400
3/2011	MI 7	MI 7	TR	111721	511136	277072	521030	282436	782
3/2011	MI 7	MI 7	TR	111721	511136	277072	521116	42078	257
3/2011	MI 7	MI 7	TR	111721	511136	277072	521690	40892	17
3/2011	MI 7	MI 7	TR	111730	510005	246067	505038	153808	183
3/2011	MI 7	MI 7	TR	111910	505038	153808	523008	312117	25
3/2011	MI 7	MI 7	TR	111910	505108	243097	521622	110850	156
3/2011	MI 7	MI 7	TR	111910	511136	277072	505038	153808	109
3/2011	MI 7	MI 7	TR	111910	511136	277072	521008	11616	130
3/2011	MI 7	MI 7	TR	111910	511136	277072	521116	42078	5
3/2011	MI 7	MI 7	TR	111910	511136	277072	521118	11578	133
3/2011	MI 7	MI 7	TR	111910	511136	277072	521122	11751	114
3/2011	MI 7	MI 7	TR	111910	511136	277072	521124	11562	76
3/2011	MI 7	MI 7	TR	111910	511136	277072	521138	11680	190
3/2011	MI 7	MI 7	TR	111910	511136	277072	521670	40468	209
3/2011	MI 7	MI 7	TR	111928	510005	246067	521116	42078	216
3/2011	MI 7	MI 7	TR	111928	511136	277072	521116	42078	3,168
3/2011	MI 7	MI 7	TR	111973	511158	48644	521124	11562	372
3/2011	MI 7	MI 7	TR	112032	505038	153808	521008	11616	2
3/2011	MI 7	MI 7	TR	112032	511136	277072	505038	153808	2
3/2011	MI 7	MI 7	TR	112059	511136	277072	505038	153808	443
3/2011	MI 7	MI 7	TR	112059	511136	277072	521008	11616	101
3/2011	MI 7	MI 7	TR	112059	511136	277072	521116	42078	76
3/2011	MI 7	MI 7	TR	112059	511136	277072	521142	40477	143
3/2011	MI 7	MI 7	TR	112059	511174	3026	521008	11616	607



**ANR Pipeline Company  
Transportation Services  
Fuel By Route Analysis**

VASCRJ51

Reporting Year: January - December 2011  
Production Period: 03/2011

<u>Production Period</u>	<u>Receipt Segment</u>	<u>Delivery Segment</u>	<u>Service Class</u>	<u>Svc Req Contract</u>	<u>Receipt Location</u>	<u>Receipt Loc Prop</u>	<u>Delivery Location</u>	<u>Delivery Loc Prop</u>	<u>Fuel Quantity</u>
3/2011	MI 7	MI 7	TR	112059	511180	139232	521008	11616	31
3/2011	MI 7	MI 7	TR	112117	505108	243097	505038	153808	1
3/2011	MI 7	MI 7	TR	112117	505108	243097	521014	153852	22
3/2011	MI 7	MI 7	TR	112117	505108	243097	521142	40477	248
3/2011	MI 7	MI 7	TR	112117	505108	243097	521144	11580	124
3/2011	MI 7	MI 7	TR	112117	505108	243097	521146	11785	62
3/2011	MI 7	MI 7	TR	112117	505108	243097	521160	11590	496
3/2011	MI 7	MI 7	TR	112117	505108	243097	521604	150409	1,157
3/2011	MI 7	MI 7	TR	112117	510005	246067	505038	153808	1
3/2011	MI 7	MI 7	TR	112117	510005	246067	521008	11616	78
3/2011	MI 7	MI 7	TR	112117	510005	246067	521014	153852	1
3/2011	MI 7	MI 7	TR	112117	510005	246067	521142	40477	93
3/2011	MI 7	MI 7	TR	112117	510005	246067	521144	11580	31
3/2011	MI 7	MI 7	TR	112117	510005	246067	521146	11785	31
3/2011	MI 7	MI 7	TR	112117	510005	246067	521152	11589	93
3/2011	MI 7	MI 7	TR	112117	510005	246067	521604	150409	413
3/2011	MI 7	MI 7	TR	112117	510005	246067	521670	40468	31
3/2011	MI 7	MI 7	TR	112582	511158	48644	505038	153808	2
3/2011	MI 7	MI 7	TR	112582	511158	48644	521008	11616	46
3/2011	MI 7	MI 7	TR	112817	505017	139249	505038	153808	94
3/2011	MI 7	MI 7	TR	112817	505038	153808	505017	139249	1,089
3/2011	MI 7	MI 7	TR	112818	505038	153808	505017	139249	1,921
3/2011	MI 7	MI 7	TR	112834	505038	153808	521030	282436	804
3/2011	MI 7	MI 7	TR	112834	505038	153808	521985	278172	14
3/2011	MI 7	MI 7	TR	112834	505108	243097	521030	282436	318
3/2011	MI 7	MI 7	TR	112834	510005	246067	505038	153808	551
3/2011	MI 7	MI 7	TR	112834	510005	246067	521008	11616	6
3/2011	MI 7	MI 7	TR	112834	510005	246067	521030	282436	440
3/2011	MI 7	MI 7	TR	112834	511136	277072	505038	153808	1,664
3/2011	MI 7	MI 7	TR	112834	511136	277072	521008	11616	56
3/2011	MI 7	MI 7	TR	112834	511136	277072	521030	282436	1,047
3/2011	MI 7	MI 7	TR	112834	511136	277072	521116	42078	238
3/2011	MI 7	MI 7	TR	112834	511136	277072	521690	40892	31

**ANR Pipeline Company  
Transportation Services  
Fuel By Route Analysis**

Reporting Year: *January - December 2011*  
Production Period: **03/2011**

<u>Production Period</u>	<u>Receipt Segment</u>	<u>Delivery Segment</u>	<u>Service Class</u>	<u>Svc Reg Contract</u>	<u>Receipt Location</u>	<u>Receipt Loc Prop</u>	<u>Delivery Location</u>	<u>Delivery Loc Prop</u>	<u>Fuel Quantity</u>
3/2011	MI 7	MI 7	TR	112835	505038	153808	521008	11616	61
3/2011	MI 7	MI 7	TR	112835	505108	243097	521008	11616	276
3/2011	MI 7	MI 7	TR	112835	510005	246067	505038	153808	97
3/2011	MI 7	MI 7	TR	112835	510005	246067	521008	11616	297
3/2011	MI 7	MI 7	TR	112835	510005	246067	521030	282436	42
3/2011	MI 7	MI 7	TR	112835	510005	246067	521690	40892	9
3/2011	MI 7	MI 7	TR	112835	511136	277072	505038	153808	136
3/2011	MI 7	MI 7	TR	112835	511136	277072	521008	11616	1,055
3/2011	MI 7	MI 7	TR	112835	511136	277072	521030	282436	213
3/2011	MI 7	MI 7	TR	112835	511136	277072	521116	42078	204
3/2011	MI 7	MI 7	TR	113025	505108	243097	505038	153808	980
3/2011	MI 7	MI 7	TR	113025	505108	243097	521008	11616	1,674
3/2011	MI 7	MI 7	TR	113025	505108	243097	521116	42078	16
3/2011	MI 7	MI 7	TR	113025	505108	243097	523008	312117	116
3/2011	MI 7	MI 7	TR	113025	510005	246067	521008	11616	61
3/2011	MI 7	MI 7	TR	113025	511136	277072	505038	153808	908
3/2011	MI 7	MI 7	TR	113025	511136	277072	521008	11616	1,441
3/2011	MI 7	MI 7	TR	113025	511136	277072	521116	42078	121
3/2011	MI 7	MI 7	TR	113029	505108	243097	505038	153808	22
3/2011	MI 7	MI 7	TR	113029	505108	243097	521008	11616	32
3/2011	MI 7	MI 7	TR	113029	511136	277072	505038	153808	863
3/2011	MI 7	MI 7	TR	113029	511136	277072	521008	11616	510
3/2011	MI 7	MI 7	TR	113029	511136	277072	521116	42078	32
3/2011	MI 7	MI 7	TR	113029	511136	277072	521118	11578	63
3/2011	MI 7	MI 7	TR	113029	511136	277072	521122	11751	54
3/2011	MI 7	MI 7	TR	113029	511136	277072	521124	11562	36
3/2011	MI 7	MI 7	TR	113029	511136	277072	521138	11680	90
3/2011	MI 7	MI 7	TR	113029	511136	277072	521142	40477	42
3/2011	MI 7	MI 7	TR	113029	511136	277072	521144	11580	196
3/2011	MI 7	MI 7	TR	113029	511136	277072	521622	110850	276
3/2011	MI 7	MI 7	TR	113029	511136	277072	521670	40468	99
3/2011	MI 7	MI 7	TR	113038	505038	153808	521074	40470	80
3/2011	MI 7	MI 7	TR	113038	505038	153808	521098	108641	7

**ANR Pipeline Company  
Transportation Services  
Fuel By Route Analysis**

VASCR351

Reporting Year: January - December 2011  
Production Period: 03/2011

<u>Production Period</u>	<u>Receipt Segment</u>	<u>Delivery Segment</u>	<u>Service Class</u>	<u>Svc Req Contract</u>	<u>Receipt Location</u>	<u>Receipt Loc Prop</u>	<u>Delivery Location</u>	<u>Delivery Loc Prop</u>	<u>Fuel Quantity</u>
3/2011	MI 7	MI 7	TR	113038	505038	153808	521116	42078	88
3/2011	MI 7	MI 7	TR	113038	505038	153808	521120	11795	10
3/2011	MI 7	MI 7	TR	113038	505038	153808	521122	11751	39
3/2011	MI 7	MI 7	TR	113038	505038	153808	521124	11562	13
3/2011	MI 7	MI 7	TR	113038	505038	153808	521140	11749	28
3/2011	MI 7	MI 7	TR	113038	505038	153808	521144	11580	72
3/2011	MI 7	MI 7	TR	113038	505038	153808	521152	11589	32
3/2011	MI 7	MI 7	TR	113038	505038	153808	521156	11572	7
3/2011	MI 7	MI 7	TR	113038	505038	153808	521162	11748	97
3/2011	MI 7	MI 7	TR	113038	505038	153808	521564	40185	7
3/2011	MI 7	MI 7	TR	113038	505038	153808	521636	22992	2
3/2011	MI 7	MI 7	TR	113038	505038	153808	521670	40468	111
3/2011	MI 7	MI 7	TR	113038	505038	153808	521942	198847	109
3/2011	MI 7	MI 7	TR	113038	505038	153808	523052	467243	36
3/2011	MI 7	MI 7	TR	113038	510005	246067	521008	11616	127
3/2011	MI 7	MI 7	TR	113038	510005	246067	521074	40470	286
3/2011	MI 7	MI 7	TR	113038	510005	246067	521098	108641	14
3/2011	MI 7	MI 7	TR	113038	510005	246067	521116	42078	299
3/2011	MI 7	MI 7	TR	113038	510005	246067	521120	11795	19
3/2011	MI 7	MI 7	TR	113038	510005	246067	521122	11751	114
3/2011	MI 7	MI 7	TR	113038	510005	246067	521124	11562	84
3/2011	MI 7	MI 7	TR	113038	510005	246067	521138	11680	125
3/2011	MI 7	MI 7	TR	113038	510005	246067	521140	11749	56
3/2011	MI 7	MI 7	TR	113038	510005	246067	521144	11580	141
3/2011	MI 7	MI 7	TR	113038	510005	246067	521152	11589	137
3/2011	MI 7	MI 7	TR	113038	510005	246067	521156	11572	14
3/2011	MI 7	MI 7	TR	113038	510005	246067	521162	11748	185
3/2011	MI 7	MI 7	TR	113038	510005	246067	521564	40185	14
3/2011	MI 7	MI 7	TR	113038	510005	246067	521670	40468	298
3/2011	MI 7	MI 7	TR	113038	510005	246067	521942	198847	167
3/2011	MI 7	MI 7	TR	113040	505038	153808	521008	11616	19
3/2011	MI 7	MI 7	TR	113040	505038	153808	521098	108641	239
3/2011	MI 7	MI 7	TR	113040	505038	153808	521118	11578	6

**ANR Pipeline Company  
Transportation Services  
Fuel By Route Analysis**

Reporting Year: January - December 2011  
Production Period: 03/2011

<u>Production Period</u>	<u>Receipt Segment</u>	<u>Delivery Segment</u>	<u>Service Class</u>	<u>Svc Req Contract</u>	<u>Receipt Location</u>	<u>Receipt Loc Prop</u>	<u>Delivery Location</u>	<u>Delivery Loc Prop</u>	<u>Fuel Quantity</u>
3/2011	MI 7	MI 7	TR	113040	505038	153808	521122	11751	15
3/2011	MI 7	MI 7	TR	113040	505038	153808	521124	11562	18
3/2011	MI 7	MI 7	TR	113040	505038	153808	521138	11680	30
3/2011	MI 7	MI 7	TR	113040	505038	153808	521144	11580	3
3/2011	MI 7	MI 7	TR	113040	505038	153808	521156	11572	21
3/2011	MI 7	MI 7	TR	113040	505038	153808	521636	22992	108
3/2011	MI 7	MI 7	TR	113040	505038	153808	521670	40468	6
3/2011	MI 7	MI 7	TR	113040	510005	246067	521008	11616	184
3/2011	MI 7	MI 7	TR	113040	510005	246067	521098	108641	974
3/2011	MI 7	MI 7	TR	113040	510005	246067	521116	42078	444
3/2011	MI 7	MI 7	TR	113040	510005	246067	521118	11578	4
3/2011	MI 7	MI 7	TR	113040	510005	246067	521122	11751	10
3/2011	MI 7	MI 7	TR	113040	510005	246067	521124	11562	12
3/2011	MI 7	MI 7	TR	113040	510005	246067	521138	11680	20
3/2011	MI 7	MI 7	TR	113040	510005	246067	521142	40477	38
3/2011	MI 7	MI 7	TR	113040	510005	246067	521144	11580	35
3/2011	MI 7	MI 7	TR	113040	510005	246067	521156	11572	14
3/2011	MI 7	MI 7	TR	113040	510005	246067	521670	40468	4
3/2011	MI 7	MI 7	TR	113040	510005	246067	521678	140834	36
3/2011	MI 7	MI 7	TR	113041	510005	246067	521008	11616	256
3/2011	MI 7	MI 7	TR	113041	510005	246067	521116	42078	785
3/2011	MI 7	MI 7	TR	113041	510005	246067	521162	11748	1
3/2011	MI 7	MI 7	TR	113041	511136	277072	521116	42078	99
3/2011	MI 7	MI 7	TR	113082	505038	153808	505108	243097	12
3/2011	MI 7	MI 7	TR	113082	505038	153808	521016	4196	283
3/2011	MI 7	MI 7	TR	113120	510029	2610	505038	153808	1,050
3/2011	MI 7	MI 7	TR	113120	510029	2610	521008	11616	988
3/2011	MI 7	MI 7	TR	113120	510029	2610	521030	282436	1,675
3/2011	MI 7	MI 7	TR	113120	510029	2610	521098	108641	196
3/2011	MI 7	MI 7	TR	113120	510029	2610	521690	40892	147
3/2011	MI 7	MI 7	TR	113120	511136	277072	521030	282436	47
3/2011	MI 7	MI 7	TR	113152	505038	153808	521008	11616	25
3/2011	MI 7	MI 7	TR	113152	505038	153808	521622	110850	204

**ANR Pipeline Company  
Transportation Services  
Fuel By Route Analysis**

Reporting Year: January - December 2011  
Production Period: 03/2011

<u>Production Period</u>	<u>Receipt Segment</u>	<u>Delivery Segment</u>	<u>Service Class</u>	<u>Svc Req Contract</u>	<u>Receipt Location</u>	<u>Receipt Loc Prop</u>	<u>Delivery Location</u>	<u>Delivery Loc Prop</u>	<u>Fuel Quantity</u>
3/2011	MI 7	MI 7	TR	113152	505038	153808	523008	312117	10
3/2011	MI 7	MI 7	TR	113152	505108	243097	505038	153808	1,741
3/2011	MI 7	MI 7	TR	113152	505108	243097	521008	11616	395
3/2011	MI 7	MI 7	TR	113152	505108	243097	523008	312117	294
3/2011	MI 7	MI 7	TR	113152	505222	140358	505137	320550	43
3/2011	MI 7	MI 7	TR	113152	505415	384818	505137	320550	61
3/2011	MI 7	MI 7	TR	113152	510029	2610	505038	153808	52
3/2011	MI 7	MI 7	TR	113152	510029	2610	521008	11616	672
3/2011	MI 7	MI 7	TR	113172	505038	153808	521098	108641	497
3/2011	MI 7	MI 7	TR	113172	505038	153808	521118	11578	448
3/2011	MI 7	MI 7	TR	113181	505038	153808	521008	11616	30
3/2011	MI 7	MI 7	TR	113181	505038	153808	521138	11680	3
3/2011	MI 7	MI 7	TR	113181	505038	153808	521156	11572	17
3/2011	MI 7	MI 7	TR	113181	505108	243097	521008	11616	30
3/2011	MI 7	MI 7	TR	113181	505108	243097	521138	11680	2
3/2011	MI 7	MI 7	TR	113181	505108	243097	521156	11572	6
3/2011	MI 7	MI 7	TR	113181	510005	246067	505038	153808	65
3/2011	MI 7	MI 7	TR	113181	510005	246067	521008	11616	51
3/2011	MI 7	MI 7	TR	113181	510005	246067	521138	11680	44
3/2011	MI 7	MI 7	TR	113181	510005	246067	521156	11572	183
3/2011	MI 7	MI 7	TR	113181	511136	277072	521138	11680	2
3/2011	MI 7	MI 7	TR	113181	511136	277072	521156	11572	6
3/2011	MI 7	MI 7	TR	113188	505038	153808	521016	4196	9
3/2011	MI 7	MI 7	TR	113188	505038	153808	521116	42078	653
3/2011	MI 7	MI 7	TR	113188	505038	153808	523025	338685	2,337
3/2011	MI 7	MI 7	TR	113191	505038	153808	521008	11616	14
3/2011	MI 7	MI 7	TR	113191	511136	277072	521008	11616	313
3/2011	MI 7	MI 7	TR	113191	511136	277072	521116	42078	1,501
3/2011	MI 7	MI 7	TR	113358	511136	277072	505038	153808	61
3/2011	MI 7	MI 7	TR	113358	511136	277072	521116	42078	508
3/2011	MI 7	MI 7	TR	113363	505038	153808	505108	243097	215
3/2011	MI 7	MI 7	TR	113363	505038	153808	505137	320550	13
3/2011	MI 7	MI 7	TR	113363	505038	153808	521636	22992	92

**ANR Pipeline Company  
Transportation Services  
Fuel By Route Analysis**

Reporting Year: January - December 2011  
Production Period: 03/2011

Production Period	Receipt Segment	Delivery Segment	Service Class	Svc Req Contract	Receipt		Delivery		Fuel Quantity
					Location	Loc Prop	Location	Loc Prop	
3/2011	MI 7	MI 7	TR	113363	505038	153808	523008	312117	117
3/2011	MI 7	MI 7	TR	113363	505108	243097	505038	153808	1,951
3/2011	MI 7	MI 7	TR	113363	505108	243097	521116	42078	61
3/2011	MI 7	MI 7	TR	113363	505108	243097	523008	312117	218
3/2011	MI 7	MI 7	TR	113363	505222	140358	505137	320550	172
3/2011	MI 7	MI 7	TR	113363	505415	384818	505137	320550	165
3/2011	MI 7	MI 7	TR	113363	510029	2610	505038	153808	794
3/2011	MI 7	MI 7	TR	113363	510029	2610	521118	11578	61
3/2011	MI 7	MI 7	TR	113364	505108	243097	505038	153808	490
3/2011	MI 7	MI 7	TR	113364	505108	243097	505415	384818	1,191
3/2011	MI 7	MI 7	TR	113364	505108	243097	521636	22992	90
3/2011	MI 7	MI 7	TR	113364	505108	243097	523008	312117	27
3/2011	MI 7	MI 7	TR	113364	505415	384818	505137	320550	30
3/2011	MI 7	MI 7	TR	113365	511136	277072	521116	42078	154
3/2011	MI 7	MI 7	TR	113366	510005	246067	521116	42078	14
3/2011	MI 7	MI 7	TR	113366	511136	277072	521008	11616	259
3/2011	MI 7	MI 7	TR	113366	511136	277072	521116	42078	519
3/2011	MI 7	MI 7	TR	113372	511136	277072	505038	153808	27
3/2011	MI 7	MI 7	TR	113372	511136	277072	521008	11616	25
3/2011	MI 7	MI 7	TR	113372	511136	277072	521030	282436	25
3/2011	MI 7	MI 7	TR	113372	511136	277072	521116	42078	5
3/2011	MI 7	MI 7	TR	113375	511136	277072	521116	42078	59
3/2011	MI 7	MI 7	TR	113423	511136	277072	505038	153808	59
3/2011	MI 7	MI 7	TR	113430	510005	246067	505038	153808	37
3/2011	MI 7	MI 7	TR	113430	510005	246067	521116	42078	87
3/2011	MI 7	MI 7	TR	113430	511136	277072	505038	153808	260
3/2011	MI 7	MI 7	TR	113430	511136	277072	521116	42078	3
3/2011	MI 7	MI 7	TR	113453	505108	243097	521116	42078	25
3/2011	MI 7	MI 7	TR	113453	510005	246067	521116	42078	244
3/2011	MI 7	MI 7	TR	113453	511136	277072	521116	42078	62
3/2011	MI 7	MI 7	TR	113453	511154	48641	505038	153808	798
3/2011	MI 7	MI 7	TR	113498	505038	153808	521008	11616	248
3/2011	MI 7	MI 7	TR	113532	505038	153808	521008	11616	66

**ANR Pipeline Company  
Transportation Services  
Fuel By Route Analysis**

Reporting Year: *January - December 2011*  
Production Period: **03/2011**

<u>Production Period</u>	<u>Receipt Segment</u>	<u>Delivery Segment</u>	<u>Service Class</u>	<u>Svc Req Contract</u>	<u>Receipt Location</u>	<u>Receipt Loc Prop</u>	<u>Delivery Location</u>	<u>Delivery Loc Prop</u>	<u>Fuel Quantity</u>
3/2011	MI 7	MI 7	TR	113533	505108	243097	505038	153808	211
3/2011	MI 7	MI 7	TR	113533	511136	277072	505038	153808	447
3/2011	MI 7	MI 7	TR	113533	511136	277072	521008	11616	239
3/2011	MI 7	MI 7	TR	113533	511136	277072	521116	42078	77
3/2011	MI 7	MI 7	TR	113533	511136	277072	521690	40892	431
3/2011	MI 7	MI 7	TR	113679	505038	153808	521008	11616	39
3/2011	MI 7	MI 7	TR	113679	505038	153808	523008	312117	92
3/2011	MI 7	MI 7	TR	113679	505108	243097	505038	153808	988
3/2011	MI 7	MI 7	TR	113679	505108	243097	521008	11616	494
3/2011	MI 7	MI 7	TR	113680	505038	153808	521008	11616	33
3/2011	MI 7	MI 7	TR	113680	505038	153808	523008	312117	102
3/2011	MI 7	MI 7	TR	113680	505108	243097	505038	153808	533
3/2011	MI 7	MI 7	TR	113680	505108	243097	521008	11616	105
3/2011	MI 7	MI 7	TR	113680	510029	2610	505038	153808	278
3/2011	MI 7	MI 7	TR	113680	510029	2610	521008	11616	385
3/2011	MI 7	MI 7	TR	113680	510029	2610	523008	312117	13
3/2011	MI 7	MI 7	TR	113681	505038	153808	505108	243097	76
3/2011	MI 7	MI 7	TR	113681	505038	153808	521008	11616	31
3/2011	MI 7	MI 7	TR	113681	505038	153808	523008	312117	1
3/2011	MI 7	MI 7	TR	113681	505108	243097	505038	153808	719
3/2011	MI 7	MI 7	TR	113681	505108	243097	521008	11616	45
3/2011	MI 7	MI 7	TR	113681	505108	243097	523008	312117	51
3/2011	MI 7	MI 7	TR	113681	505415	384818	505137	320550	24
3/2011	MI 7	MI 7	TR	113681	510029	2610	505038	153808	152
3/2011	MI 7	MI 7	TR	113681	510029	2610	521008	11616	385
3/2011	MI 7	MI 7	TR	113682	505038	153808	505137	320550	12
3/2011	MI 7	MI 7	TR	113682	505038	153808	505415	384818	36
3/2011	MI 7	MI 7	TR	113682	505108	243097	505038	153808	667
3/2011	MI 7	MI 7	TR	113682	505108	243097	521008	11616	299
3/2011	MI 7	MI 7	TR	113682	505108	243097	523008	312117	41
3/2011	MI 7	MI 7	TR	114122	511158	48644	521124	11562	217
3/2011	MI 7	MI 7	TR	114130	505038	153808	521030	282436	63
3/2011	MI 7	MI 7	TR	114130	511136	277072	521030	282436	121

**ANR Pipeline Company  
Transportation Services  
Fuel By Route Analysis**

Reporting Year: January - December 2011  
Production Period: 03/2011

<u>Production Period</u>	<u>Receipt Segment</u>	<u>Delivery Segment</u>	<u>Service Class</u>	<u>Svc Req Contract</u>	<u>Receipt Location</u>	<u>Receipt Loc Prop</u>	<u>Delivery Location</u>	<u>Delivery Loc Prop</u>	<u>Fuel Quantity</u>
3/2011	MI 7	MI 7	TR	114166	505038	153808	521030	282436	394
3/2011	MI 7	MI 7	TR	114166	505230	153728	521030	282436	44
3/2011	MI 7	MI 7	TR	114166	521030	282436	505038	153808	82
3/2011	MI 7	MI 7	TR	114466	510005	246067	505038	153808	8
3/2011	MI 7	MI 7	TR	114477	505038	153808	521008	11616	315
3/2011	MI 7	MI 7	TR	114490	505038	153808	521008	11616	59
3/2011	MI 7	MI 7	TR	114490	505108	243097	505038	153808	31
3/2011	MI 7	MI 7	TR	114490	505108	243097	521008	11616	122
3/2011	MI 7	MI 7	TR	114490	505108	243097	521118	11578	78
3/2011	MI 7	MI 7	TR	114490	505108	243097	521158	11581	10
3/2011	MI 7	MI 7	TR	114490	505108	243097	521636	22992	48
3/2011	MI 7	MI 7	TR	114490	505108	243097	521690	40892	261
3/2011	MI 7	MI 7	TR	114490	511158	48644	521118	11578	237
3/2011	MI 7	MI 7	TR	114490	511158	48644	521690	40892	624
3/2011	MI 7	MI 7	TR	114490	513022	338686	505038	153808	13
3/2011	MI 7	MI 7	TR	114497	505038	153808	521008	11616	12
3/2011	MI 7	MI 7	TR	114497	505108	243097	505038	153808	168
3/2011	MI 7	MI 7	TR	114497	505108	243097	521008	11616	351
3/2011	MI 7	MI 7	TR	114497	505108	243097	521074	40470	33
3/2011	MI 7	MI 7	TR	114497	505108	243097	521116	42078	705
3/2011	MI 7	MI 7	TR	114497	505108	243097	521118	11578	71
3/2011	MI 7	MI 7	TR	114497	505108	243097	521122	11751	4
3/2011	MI 7	MI 7	TR	114497	505108	243097	521124	11562	24
3/2011	MI 7	MI 7	TR	114497	505108	243097	521132	11563	4
3/2011	MI 7	MI 7	TR	114497	505108	243097	521138	11680	131
3/2011	MI 7	MI 7	TR	114497	505108	243097	521142	40477	38
3/2011	MI 7	MI 7	TR	114497	505108	243097	521144	11580	30
3/2011	MI 7	MI 7	TR	114497	505108	243097	521146	11785	21
3/2011	MI 7	MI 7	TR	114497	505108	243097	521154	11574	39
3/2011	MI 7	MI 7	TR	114497	505108	243097	521158	11581	20
3/2011	MI 7	MI 7	TR	114497	505108	243097	521162	11748	21
3/2011	MI 7	MI 7	TR	114497	505108	243097	521622	110850	183
3/2011	MI 7	MI 7	TR	114497	505108	243097	521636	22992	45



**ANR Pipeline Company  
Transportation Services  
Fuel By Route Analysis**

Reporting Year: *January - December 2011*  
Production Period: 03/2011

<u>Production Period</u>	<u>Receipt Segment</u>	<u>Delivery Segment</u>	<u>Service Class</u>	<u>Svc Req Contract</u>	<u>Receipt Location</u>	<u>Receipt Loc Prop</u>	<u>Delivery Location</u>	<u>Delivery Loc Prop</u>	<u>Fuel Quantity</u>
3/2011	MI 7	MI 7	TR	114497	505108	243097	521670	40468	4
3/2011	MI 7	MI 7	TR	114497	505108	243097	521962	139401	62
3/2011	MI 7	MI 7	TR	114497	510035	142182	521008	11616	1
3/2011	MI 7	MI 7	TR	114497	511136	277072	521116	42078	56
3/2011	MI 7	MI 7	TR	114497	511158	48644	521690	40892	51
3/2011	MI 7	MI 7	TR	114497	511176	44783	521008	11616	1
3/2011	MI 7	MI 7	TR	114497	511178	40476	521008	11616	1
3/2011	MI 7	MI 7	TR	114497	513022	338686	505038	153808	2
3/2011	MI 7	MI 7	TR	114497	513023	120743	521008	11616	1
3/2011	MI 7	MI 7	TR	114497	513050	463539	521008	11616	8
3/2011	MI 7	MI 7	TR	114548	505038	153808	523014	318733	15
3/2011	MI 7	MI 7	TR	114567	505038	153808	505137	320550	289
3/2011	MI 7	MI 7	TR	114567	505222	140358	505137	320550	36
3/2011	MI 7	MI 7	TR	114567	505230	153728	505137	320550	115
3/2011	MI 7	MI 7	TR	114567	505415	384818	505137	320550	59
3/2011	MI 7	MI 7	TR	114671	505038	153808	505108	243097	148
3/2011	MI 7	MI 7	TR	114671	505038	153808	523008	312117	392
3/2011	MI 7	MI 7	TR	114671	505108	243097	505038	153808	2,066
3/2011	MI 7	MI 7	TR	114671	505108	243097	523008	312117	208
3/2011	MI 7	MI 7	TR	114671	510029	2610	505038	153808	1,670
3/2011	MI 7	MI 7	TR	114671	510029	2610	521008	11616	258
3/2011	MI 7	MI 7	TR	114671	510029	2610	523008	312117	208
3/2011	MI 7	MI 7	TR	114744	505230	153728	505541	1181282	102
3/2011	MI 7	MI 7	TR	115064	510005	246067	521008	11616	1,323
3/2011	MI 7	MI 7	TR	115211	505038	153808	521604	150409	70
3/2011	MI 7	MI 7	TR	115211	521604	150409	505038	153808	100
3/2011	MI 7	MI 7	TR	115275	505108	243097	505038	153808	1
3/2011	MI 7	MI 7	TR	115275	505108	243097	521008	11616	9
3/2011	MI 7	MI 7	TR	115275	510005	246067	505038	153808	281
3/2011	MI 7	MI 7	TR	115275	511136	277072	505038	153808	39
3/2011	MI 7	MI 7	TR	115313	505108	243097	505038	153808	366
3/2011	MI 7	MI 7	TR	115313	505108	243097	521690	40892	6
3/2011	MI 7	MI 7	TR	115313	510005	246067	505038	153808	210

**ANR Pipeline Company  
Transportation Services  
Fuel By Route Analysis**

Reporting Year: *January - December 2011*  
Production Period: **03/2011**

<u>Production Period</u>	<u>Receipt Segment</u>	<u>Delivery Segment</u>	<u>Service Class</u>	<u>Svc Req Contract</u>	<u>Receipt Location</u>	<u>Receipt Loc Prop</u>	<u>Delivery Location</u>	<u>Delivery Loc Prop</u>	<u>Fuel Quantity</u>
3/2011	M17	M17	TR	115313	510005	246067	521690	40892	90
3/2011	M17	M17	TR	115314	510005	246067	505038	153808	2,048
3/2011	M17	M17	TR	115558	505038	153808	521008	11616	30
3/2011	M17	M17	TR	115558	505038	153808	521116	42078	12
3/2011	M17	M17	TR	115558	505108	243097	505038	153808	97
3/2011	M17	M17	TR	115558	505108	243097	521008	11616	245
3/2011	M17	M17	TR	115558	505108	243097	521116	42078	333
3/2011	M17	M17	TR	115558	510005	246067	521008	11616	1,262
3/2011	M17	M17	TR	115558	510005	246067	521116	42078	371
3/2011	M17	M17	TR	115558	51136	277072	521008	11616	38
3/2011	M17	M17	TR	115558	51136	277072	521116	42078	90
3/2011	M17	M17	TR	115823	505108	243097	521008	11616	135
3/2011	M17	M17	TR	115823	510005	246067	521008	11616	47
3/2011	M17	M17	TR	115823	51136	277072	505038	153808	130
3/2011	M17	M17	TR	115823	51136	277072	521008	11616	1,896
3/2011	M17	M17	TR	115823	51136	277072	521118	11578	21
3/2011	M17	M17	TR	115823	51136	277072	521122	11751	18
3/2011	M17	M17	TR	115823	51136	277072	521124	11562	12
3/2011	M17	M17	TR	115823	51136	277072	521138	11680	30
3/2011	M17	M17	TR	115823	51136	277072	521670	40468	33
3/2011	M17	M17	TR	115823	51136	277072	523008	312117	31
3/2011	M17	M17	TR	115828	505108	243097	521008	11616	103
3/2011	M17	M17	TR	115828	510005	246067	521008	11616	974
3/2011	M17	M17	TR	115828	51136	277072	505038	153808	74
3/2011	M17	M17	TR	115828	51136	277072	521008	11616	1,170
3/2011	M17	M17	TR	115828	51136	277072	521622	110850	168
3/2011	M17	M17	TR	116002	505038	153808	521030	282436	80
3/2011	M17	M17	TR	116002	51136	277072	505038	153808	6
3/2011	M17	M17	TR	116021	505038	153808	521008	11616	26
3/2011	M17	M17	TR	116021	505038	153808	523008	312117	182
3/2011	M17	M17	TR	116021	505108	243097	505038	153808	10
3/2011	M17	M17	TR	116021	505108	243097	505415	384818	129
3/2011	M17	M17	TR	116021	505108	243097	521008	11616	19

**ANR Pipeline Company  
Transportation Services  
Fuel By Route Analysis**

Reporting Year: *January - December 2011*  
Production Period: 03/2011

<u>Production Period</u>	<u>Receipt Segment</u>	<u>Delivery Segment</u>	<u>Service Class</u>	<u>Svc Req Contract</u>	<u>Receipt Location</u>	<u>Receipt Loc Prop</u>	<u>Delivery Location</u>	<u>Delivery Loc Prop</u>	<u>Fuel Quantity</u>
3/2011	MI 7	MI 7	TR	116021	505108	243097	521098	108641	10
3/2011	MI 7	MI 7	TR	116021	505108	243097	521116	42078	53
3/2011	MI 7	MI 7	TR	116021	505108	243097	521118	11578	38
3/2011	MI 7	MI 7	TR	116021	510029	2610	505038	153808	334
3/2011	MI 7	MI 7	TR	116021	510029	2610	505415	384818	162
3/2011	MI 7	MI 7	TR	116021	510029	2610	521008	11616	98
3/2011	MI 7	MI 7	TR	116021	510029	2610	521098	108641	20
3/2011	MI 7	MI 7	TR	116021	510029	2610	521118	11578	79
3/2011	MI 7	MI 7	TR	116043	505038	153808	521008	11616	31
3/2011	MI 7	MI 7	TR	116043	505038	153808	523008	312117	16
3/2011	MI 7	MI 7	TR	116043	505108	243097	505038	153808	6
3/2011	MI 7	MI 7	TR	116043	511136	277072	505038	153808	84
3/2011	MI 7	MI 7	TR	116567	505038	153808	521144	11580	10
3/2011	MI 7	MI 7	TR	116567	505038	153808	521158	11581	19
3/2011	MI 7	MI 7	TR	116567	511136	277072	505038	153808	10
3/2011	MI 7	MI 7	TR	116567	511136	277072	521074	40470	6
3/2011	MI 7	MI 7	TR	116567	511136	277072	521144	11580	4
3/2011	MI 7	MI 7	TR	116567	511136	277072	521158	11581	7
3/2011	MI 7	MI 7	TR	116569	505038	153808	521074	40470	15
3/2011	MI 7	MI 7	TR	116569	505038	153808	521144	11580	1
3/2011	MI 7	MI 7	TR	116569	505038	153808	521962	139401	30
3/2011	MI 7	MI 7	TR	116569	511136	277072	505038	153808	15
3/2011	MI 7	MI 7	TR	116569	511136	277072	521008	11616	6
3/2011	MI 7	MI 7	TR	116569	511136	277072	521142	40477	32
3/2011	MI 7	MI 7	TR	116569	511136	277072	521144	11580	26
3/2011	MI 7	MI 7	TR	116569	511136	277072	521158	11581	41
3/2011	MI 7	MI 7	TR	116569	511136	277072	521962	139401	29
3/2011	MI 7	MI 7	TR	116580	505038	153808	521008	11616	30
3/2011	MI 7	MI 7	TR	116580	510005	246067	505038	153808	54
3/2011	MI 7	MI 7	TR	116580	510005	246067	521008	11616	429
3/2011	MI 7	MI 7	TR	116580	510005	246067	521074	40470	188
3/2011	MI 7	MI 7	TR	116580	510005	246067	521116	42078	36
3/2011	MI 7	MI 7	TR	116580	510005	246067	521142	40477	31

**ANR Pipeline Company  
Transportation Services  
Fuel By Route Analysis**

Reporting Year: January - December 2011  
Production Period: 03/2011

<u>Production Period</u>	<u>Receipt Segment</u>	<u>Delivery Segment</u>	<u>Service Class</u>	<u>Svc Req Contract</u>	<u>Receipt Location</u>	<u>Receipt Loc Prop</u>	<u>Delivery Location</u>	<u>Delivery Loc Prop</u>	<u>Fuel Quantity</u>
3/2011	MI 7	MI 7	TR	116580	510005	246067	521144	11580	64
3/2011	MI 7	MI 7	TR	116580	510005	246067	521146	11785	7
3/2011	MI 7	MI 7	TR	116580	510005	246067	521154	11574	28
3/2011	MI 7	MI 7	TR	116580	510005	246067	521158	11581	81
3/2011	MI 7	MI 7	TR	116580	510005	246067	521162	11748	11
3/2011	MI 7	MI 7	TR	116580	510005	246067	521962	139401	397
3/2011	MI 7	MI 7	TR	117263	511144	48642	521704	40832	338
3/2011	MI 7	MI 7	TR	117377	511136	277072	505038	153808	29
3/2011	MI 7	MI 7	TR	117554	505108	243097	505038	153808	62
3/2011	MI 7	MI 7	TR	117554	505108	243097	521116	42078	371
3/2011	MI 7	MI 7	TR	117554	510005	246067	521116	42078	280
3/2011	MI 7	MI 7	TR	117554	511136	277072	521116	42078	138
3/2011	MI 7	MI 7	TR	117555	505108	243097	505038	153808	12
3/2011	MI 7	MI 7	TR	117555	505108	243097	521116	42078	25
3/2011	MI 7	MI 7	TR	117555	510005	246067	521116	42078	21
3/2011	MI 7	MI 7	TR	117555	511136	277072	521116	42078	15
3/2011	MI 7	MI 7	TR	117577	505108	243097	521008	11616	285
3/2011	MI 7	MI 7	TR	117577	505108	243097	521116	42078	59
3/2011	MI 7	MI 7	TR	117577	505108	243097	521636	22992	63
3/2011	MI 7	MI 7	TR	117577	511136	277072	521008	11616	197
3/2011	MI 7	MI 7	TR	117577	511136	277072	521116	42078	153
3/2011	MI 7	MI 7	TR	117602	505038	153808	505038	153808	1
3/2011	MI 7	MI 7	TR	117602	505038	153808	521008	11616	152
3/2011	MI 7	MI 7	TR	117602	505038	153808	521116	42078	219
3/2011	MI 7	MI 7	TR	117602	505038	153808	521138	11680	3
3/2011	MI 7	MI 7	TR	117602	505038	153808	521690	40892	50
3/2011	MI 7	MI 7	TR	117602	505108	243097	521008	11616	25
3/2011	MI 7	MI 7	TR	117602	505108	243097	521116	42078	169
3/2011	MI 7	MI 7	TR	117602	511158	48644	505038	153808	6
3/2011	MI 7	MI 7	TR	117602	511158	48644	505108	243097	61
3/2011	MI 7	MI 7	TR	117602	511158	48644	510005	246067	10
3/2011	MI 7	MI 7	TR	117602	511158	48644	521074	40470	100
3/2011	MI 7	MI 7	TR	117602	511158	48644	521118	11578	128

**ANR Pipeline Company  
Transportation Services  
Fuel By Route Analysis**

Reporting Year: January - December 2011  
Production Period: 03/2011

<u>Production Period</u>	<u>Receipt Segment</u>	<u>Delivery Segment</u>	<u>Service Class</u>	<u>Svc Req Contract</u>	<u>Receipt Location</u>	<u>Receipt Loc Pron</u>	<u>Delivery Location</u>	<u>Delivery Loc Pron</u>	<u>Fuel Quantity</u>
3/2011	MI 7	MI 7	TR	117602	511158	48644	521122	11751	20
3/2011	MI 7	MI 7	TR	117602	511158	48644	521124	11562	66
3/2011	MI 7	MI 7	TR	117602	511158	48644	521132	11563	11
3/2011	MI 7	MI 7	TR	117602	511158	48644	521138	11680	110
3/2011	MI 7	MI 7	TR	117602	511158	48644	521142	40477	93
3/2011	MI 7	MI 7	TR	117602	511158	48644	521144	11580	132
3/2011	MI 7	MI 7	TR	117602	511158	48644	521146	11785	54
3/2011	MI 7	MI 7	TR	117602	511158	48644	521154	11574	89
3/2011	MI 7	MI 7	TR	117602	511158	48644	521158	11581	96
3/2011	MI 7	MI 7	TR	117602	511158	48644	521162	11748	54
3/2011	MI 7	MI 7	TR	117602	511158	48644	521622	110850	62
3/2011	MI 7	MI 7	TR	117602	511158	48644	521636	22992	3
3/2011	MI 7	MI 7	TR	117602	511158	48644	521670	40468	11
3/2011	MI 7	MI 7	TR	117602	511158	48644	521690	40892	993
3/2011	MI 7	MI 7	TR	117602	511158	48644	521962	139401	16
3/2011	MI 7	MI 7	TR	117602	511158	48644	523025	338685	91
3/2011	MI 7	MI 7	TR	117609	505108	243097	505038	153808	50
3/2011	MI 7	MI 7	TR	117609	505108	243097	521116	42078	62
3/2011	MI 7	MI 7	TR	117609	511158	48644	521138	11680	3
3/2011	MI 7	MI 7	TR	117609	511158	48644	521690	40892	222
3/2011	MI 7	MI 7	TR	117610	505038	153808	521008	11616	2
3/2011	MI 7	MI 7	TR	117610	505108	243097	521008	11616	49
3/2011	MI 7	MI 7	TR	117620	505038	153808	505108	243097	21
3/2011	MI 7	MI 7	TR	117620	505108	243097	505038	153808	153
3/2011	MI 7	MI 7	TR	117620	505108	243097	521008	11616	54
3/2011	MI 7	MI 7	TR	117620	505108	243097	523008	312117	38
3/2011	MI 7	MI 7	TR	117623	511136	277072	505038	153808	28
3/2011	MI 7	MI 7	TR	117627	505038	153808	521074	40470	2
3/2011	MI 7	MI 7	TR	117627	505038	153808	521142	40477	6
3/2011	MI 7	MI 7	TR	117627	505038	153808	521144	11580	1
3/2011	MI 7	MI 7	TR	117629	511136	277072	521074	40470	1
3/2011	MI 7	MI 7	TR	117631	505038	153808	521144	11580	7
3/2011	MI 7	MI 7	TR	117631	505038	153808	521158	11581	7

**ANR Pipeline Company  
Transportation Services  
Fuel By Route Analysis**

Reporting Year: *January - December 2011*  
 Production Period: 03/2011

<u>Production Period</u>	<u>Receipt Segment</u>	<u>Delivery Segment</u>	<u>Service Class</u>	<u>Svc Rcg Contract</u>	<u>Receipt Location</u>	<u>Receipt Loc Prop</u>	<u>Delivery Location</u>	<u>Delivery Loc Prop</u>	<u>Fuel Quantity</u>
3/2011	MI 7	MI 7	TR	117631	511136	277072	505038	153808	20
3/2011	MI 7	MI 7	TR	117631	511136	277072	521074	40470	16
3/2011	MI 7	MI 7	TR	117631	511136	277072	521158	11581	33
3/2011	MI 7	MI 7	TR	117631	511136	277072	521162	11748	10
3/2011	MI 7	MI 7	TR	117637	511136	277072	505038	153808	1
3/2011	MI 7	MI 7	TR	117654	511136	277072	505038	153808	39
3/2011	MI 7	MI 7	TR	117696	510005	246067	521116	42078	19
3/2011	MI 7	MI 7	TR	117727	505108	243097	505038	153808	29
3/2011	MI 7	MI 7	TR	117727	505108	243097	521008	11616	54
3/2011	MI 7	MI 7	TR	117727	505108	243097	521690	40892	65
3/2011	MI 7	MI 7	TR	117749	505038	153808	521074	40470	14
3/2011	MI 7	MI 7	TR	117749	505038	153808	521142	40477	7
3/2011	MI 7	MI 7	TR	117749	505038	153808	521144	11580	5
3/2011	MI 7	MI 7	TR	117749	505038	153808	521158	11581	33
3/2011	MI 7	MI 7	TR	117749	511136	277072	505038	153808	122
3/2011	MI 7	MI 7	TR	117834	505038	153808	523065	769472	2,315
3/2011	MI 7	MI 7	TR	117916	505038	153808	521932	138744	9
3/2011	MI 7	MI 7	TR	117935	505038	153808	521932	138744	9
3/2011	MI 7	MI 7	TR	117959	505038	153808	521932	138744	7
3/2011	MI 7	MI 7	TR	118029	505038	153808	521932	138744	61
3/2011	MI 7	MI 7	TR	118044	505038	153808	521932	138744	2
3/2011	MI 7	MI 7	TR	118156	505108	243097	521636	22992	1,394
3/2011	MI 7	MI 7	TR	118187	510005	246067	521008	11616	30
3/2011	MI 7	MI 7	TR	118187	511136	277072	521008	11616	30
3/2011	MI 7	MI 7	TR	118187	511136	277072	521116	42078	180
3/2011	MI 7	MI 7	TR	118188	505038	153808	521118	11578	6
3/2011	MI 7	MI 7	TR	118188	505038	153808	521122	11751	14
3/2011	MI 7	MI 7	TR	118188	505038	153808	521124	11562	23
3/2011	MI 7	MI 7	TR	118188	505038	153808	521138	11680	22
3/2011	MI 7	MI 7	TR	118188	505038	153808	521142	40477	14
3/2011	MI 7	MI 7	TR	118188	505038	153808	521144	11580	12
3/2011	MI 7	MI 7	TR	118188	505038	153808	521146	11785	22
3/2011	MI 7	MI 7	TR	118188	505038	153808	523052	467243	2

**ANR Pipeline Company  
Transportation Services  
Fuel By Route Analysis**

Reporting Year: January - December 2011  
Production Period: 03/2011

<u>Production Period</u>	<u>Receipt Segment</u>	<u>Delivery Segment</u>	<u>Service Class</u>	<u>Svc Req Contract</u>	<u>Receipt Location</u>	<u>Receipt Loc Prop</u>	<u>Delivery Location</u>	<u>Delivery Loc Prop</u>	<u>Fuel Quantity</u>
3/2011	MI 7	MI 7	TR	118199	505108	243097	505038	153808	380
3/2011	MI 7	MI 7	TR	118199	511136	277072	505038	153808	115
3/2011	MI 7	MI 7	TR	118199	511136	277072	521690	40892	20
3/2011	MI 7	MI 7	TR	118205	505108	243097	521008	11616	44
3/2011	MI 7	MI 7	TR	118205	505108	243097	521116	42078	107
3/2011	MI 7	MI 7	TR	118212	511136	277072	505017	139249	43
3/2011	MI 7	MI 7	TR	118212	511136	277072	505038	153808	8
3/2011	MI 7	MI 7	TR	118212	511136	277072	521074	40470	59
3/2011	MI 7	MI 7	TR	118212	511136	277072	521116	42078	39
3/2011	MI 7	MI 7	TR	118212	511136	277072	521118	11578	52
3/2011	MI 7	MI 7	TR	118212	511136	277072	521122	11751	105
3/2011	MI 7	MI 7	TR	118212	511136	277072	521124	11562	118
3/2011	MI 7	MI 7	TR	118212	511136	277072	521138	11680	147
3/2011	MI 7	MI 7	TR	118212	511136	277072	521156	11572	182
3/2011	MI 7	MI 7	TR	118212	511136	277072	521162	11748	23
3/2011	MI 7	MI 7	TR	118212	511136	277072	521670	40468	72
3/2011	MI 7	MI 7	TR	118212	511136	277072	521942	198847	36
3/2011	MI 7	MI 7	TR	118212	511136	277072	523052	467243	93
3/2011	MI 7	MI 7	TR	118217	505108	243097	505038	153808	54
3/2011	MI 7	MI 7	TR	118223	505108	243097	505038	153808	302
3/2011	MI 7	MI 7	TR	118223	505108	243097	521116	42078	510
3/2011	MI 7	MI 7	TR	118224	510005	246067	505017	139249	28
3/2011	MI 7	MI 7	TR	118224	510005	246067	521098	108641	9
3/2011	MI 7	MI 7	TR	118224	510005	246067	521116	42078	4
3/2011	MI 7	MI 7	TR	118224	510005	246067	521144	11580	9
3/2011	MI 7	MI 7	TR	118224	510005	246067	521156	11572	9
3/2011	MI 7	MI 7	TR	118224	510005	246067	521162	11748	3
3/2011	MI 7	MI 7	TR	118224	510005	246067	521564	40185	9
3/2011	MI 7	MI 7	TR	118225	510005	246067	521074	40470	342
3/2011	MI 7	MI 7	TR	118225	510005	246067	521116	42078	131
3/2011	MI 7	MI 7	TR	118225	511136	277072	521116	42078	13
3/2011	MI 7	MI 7	TR	118226	510005	246067	521098	108641	380
3/2011	MI 7	MI 7	TR	118226	510005	246067	521116	42078	422

**ANR Pipeline Company  
Transportation Services  
Fuel By Route Analysis**

Reporting Year: *January - December 2011*  
 Production Period: **03/2011**

<u>Production Period</u>	<u>Receipt Segment</u>	<u>Delivery Segment</u>	<u>Service Class</u>	<u>Svc Rcg Contract</u>	<u>Receipt Location</u>	<u>Receipt Loc Prop</u>	<u>Delivery Location</u>	<u>Delivery Loc Prop</u>	<u>Fuel Quantity</u>
3/2011	MI 7	MI 7	TR	118226	510005	246067	521120	11795	9
3/2011	MI 7	MI 7	TR	118226	510005	246067	521122	11751	36
3/2011	MI 7	MI 7	TR	118226	510005	246067	521124	11562	12
3/2011	MI 7	MI 7	TR	118226	510005	246067	521140	11749	36
3/2011	MI 7	MI 7	TR	118226	510005	246067	521670	40468	45
3/2011	MI 7	MI 7	TR	118226	510005	246067	521678	140834	33
3/2011	MI 7	MI 7	TR	118226	510005	246067	523052	467243	6
3/2011	MI 7	MI 7	TR	118228	505038	153808	505017	139249	20
3/2011	MI 7	MI 7	TR	118228	510005	246067	505017	139249	43
3/2011	MI 7	MI 7	TR	118236	505108	243097	521008	11616	628
3/2011	MI 7	MI 7	TR	118237	505038	153808	521690	40892	15
3/2011	MI 7	MI 7	TR	118238	505038	153808	521116	42078	1
3/2011	MI 7	MI 7	TR	118238	505108	243097	505038	153808	2
3/2011	MI 7	MI 7	TR	118238	505108	243097	521008	11616	168
3/2011	MI 7	MI 7	TR	118238	505108	243097	521116	42078	13
3/2011	MI 7	MI 7	TR	118238	510005	246067	521008	11616	582
3/2011	MI 7	MI 7	TR	118238	510005	246067	521116	42078	61
3/2011	MI 7	MI 7	TR	118238	511136	277072	521008	11616	92
3/2011	MI 7	MI 7	TR	118259	505108	243097	521116	42078	293
3/2011	MI 7	MI 7	TR	118260	505108	243097	521116	42078	154
3/2011	MI 7	MI 7	TR	118263	505108	243097	521116	42078	148
3/2011	MI 7	MI 7	TR	118263	510005	246067	521116	42078	59
3/2011	MI 7	MI 7	TR	118271	505038	153808	505017	139249	3
3/2011	MI 7	MI 7	TR	118276	505038	153808	521152	11589	6
3/2011	MI 7	MI 7	TR	118276	505038	153808	521162	11748	1
3/2011	MI 7	MI 7	TR	118276	505038	153808	521942	198847	44
3/2011	MI 7	MI 7	TR	118276	505038	153808	523052	467243	3
3/2011	MI 7	MI 7	TR	118276	505108	243097	505017	139249	270
3/2011	MI 7	MI 7	TR	118276	505108	243097	521152	11589	12
3/2011	MI 7	MI 7	TR	118276	505108	243097	521162	11748	3
3/2011	MI 7	MI 7	TR	118276	505108	243097	521670	40468	11
3/2011	MI 7	MI 7	TR	118276	505108	243097	521942	198847	71
3/2011	MI 7	MI 7	TR	118276	505108	243097	523052	467243	11



**ANR Pipeline Company  
Transportation Services  
Fuel By Route Analysis**

Reporting Year: January - December 2011  
Production Period: 03/2011

Production Period	Receipt Segment	Delivery Segment	Service Class	Svc Req Contract	Receipt Location	Receipt Loc Prop	Delivery Location	Delivery Loc Prop	Fuel Quantify
3/2011	MI 7	MI 7	TS	109155	505038	153808	505038	153808	24
3/2011	MI 7	MI 7	TS	109171	505038	153808	505038	153808	21
3/2011	MI 7	MI 7	TS	109197	505038	153808	505038	153808	1
3/2011	MI 7	MI 7	TS	110863	505038	153808	505038	153808	5
<b>Segment</b>									
3/2011	MI 7	MW 6	TR	50	505038	153808	521420	4602	234
3/2011	MI 7	MW 6	TR	750	505038	153808	505014	139246	91
3/2011	MI 7	MW 6	TR	1800	505038	153808	505013	139241	466
3/2011	MI 7	MW 6	TR	18450	505038	153808	521420	4602	210
3/2011	MI 7	MW 6	TR	101576	505108	243097	521470	4738	11
3/2011	MI 7	MW 6	TR	108985	505038	153808	505005	139233	46
3/2011	MI 7	MW 6	TR	113046	505038	153808	521470	4738	96
3/2011	MI 7	MW 6	TR	114759	505108	243097	521428	40193	229
3/2011	MI 7	MW 6	TR	116422	505038	153808	521482	4741	355
3/2011	MI 7	MW 6	TS	109137	505038	153808	521492	4604	8
3/2011	MI 7	MW 6	TS	109139	505038	153808	521424	13215	26
3/2011	MI 7	MW 6	TS	109143	505038	153808	521430	40195	41
3/2011	MI 7	MW 6	TS	109146	505038	153808	521496	4689	1
3/2011	MI 7	MW 6	TS	109148	505038	153808	521566	12977	63
3/2011	MI 7	MW 6	TS	109150	505038	153808	505029	139367	69
3/2011	MI 7	MW 6	TS	109152	505038	153808	521524	3973	157
3/2011	MI 7	MW 6	TS	109153	505038	153808	521422	12976	37
3/2011	MI 7	MW 6	TS	109161	505038	153808	521598	4564	19
3/2011	MI 7	MW 6	TS	109169	505038	153808	521418	12991	55
3/2011	MI 7	MW 6	TS	109170	505038	153808	521494	4605	15
3/2011	MI 7	MW 6	TS	109171	505038	153808	521428	40193	94
3/2011	MI 7	MW 6	TS	109198	505038	153808	521426	40183	21
3/2011	MI 7	MW 6	TS	110863	505038	153808	521608	171759	36
<b>Segment</b>									
3/2011	MI 7	W1 7	TR	850	505038	153808	505025	139257	1,404
3/2011	MI 7	W1 7	TR	1600	505038	153808	505026	139258	7,680
3/2011	MI 7	W1 7	TR	1600	505108	243097	505026	139258	305
									<b>2,380</b>

**ANR Pipeline Company  
Transportation Services  
Fuel By Route Analysis**

Reporting Year: January - December 2011  
Production Period: 03/2011

<u>Production Period</u>	<u>Receipt Segment</u>	<u>Delivery Segment</u>	<u>Service Class</u>	<u>Svc Req Contract</u>	<u>Receipt Location</u>	<u>Receipt Loc Prop</u>	<u>Delivery Location</u>	<u>Delivery Loc Prop</u>	<u>Fuel Quantity</u>
3/2011	MI 7	W1 7	TR	1600	511136	277072	505026	139258	426
3/2011	MI 7	W1 7	TR	105424	505038	153808	521250	28841	7
3/2011	MI 7	W1 7	TR	105424	511136	277072	521172	28846	2
3/2011	MI 7	W1 7	TR	105428	511136	277072	521262	36868	527
3/2011	MI 7	W1 7	TR	105429	505038	153808	521250	28841	6
3/2011	MI 7	W1 7	TR	105429	511136	277072	521250	28841	3
3/2011	MI 7	W1 7	TR	105430	511136	277072	521676	100052	31
3/2011	MI 7	W1 7	TR	105508	505038	153808	521250	28841	9
3/2011	MI 7	W1 7	TR	106052	505038	153808	521324	28794	248
3/2011	MI 7	W1 7	TR	106054	511136	277072	521178	28883	777
3/2011	MI 7	W1 7	TR	106055	505038	153808	521178	28883	62
3/2011	MI 7	W1 7	TR	106211	505038	153808	510033	28873	1,445
3/2011	MI 7	W1 7	TR	106450	505038	153808	505021	139253	1,608
3/2011	MI 7	W1 7	TR	106450	505038	153808	523034	384136	307
3/2011	MI 7	W1 7	TR	106450	505108	243097	505021	139253	12
3/2011	MI 7	W1 7	TR	106450	505108	243097	523034	384136	49
3/2011	MI 7	W1 7	TR	106466	505108	243097	523034	384136	19
3/2011	MI 7	W1 7	TR	106468	505108	243097	523034	384136	123
3/2011	MI 7	W1 7	TR	106469	505038	153808	505021	139253	1,068
3/2011	MI 7	W1 7	TR	106469	505038	153808	523034	384136	215
3/2011	MI 7	W1 7	TR	106470	505108	243097	505021	139253	933
3/2011	MI 7	W1 7	TR	106470	505108	243097	523034	384136	225
3/2011	MI 7	W1 7	TR	106686	511136	277072	521266	28702	89
3/2011	MI 7	W1 7	TR	106938	511136	277072	521316	28831	93
3/2011	MI 7	W1 7	TR	106955	511136	277072	521172	28846	310
3/2011	MI 7	W1 7	TR	106966	510035	142182	510033	28873	6
3/2011	MI 7	W1 7	TR	106966	511176	44783	510033	28873	6
3/2011	MI 7	W1 7	TR	106966	511178	40476	510033	28873	6
3/2011	MI 7	W1 7	TR	106966	513023	120743	510033	28873	6
3/2011	MI 7	W1 7	TR	106966	513050	463539	510033	28873	48
3/2011	MI 7	W1 7	TR	107161	511136	277072	521266	28702	155
3/2011	MI 7	W1 7	TR	107306	511136	277072	521298	28736	93
3/2011	MI 7	W1 7	TR	107478	511136	277072	521324	28794	652

**ANR Pipeline Company  
Transportation Services  
Fuel By Route Analysis**

Reporting Year: *January - December 2011*  
Production Period: **03/2011**

<u>Production Period</u>	<u>Receipt Segment</u>	<u>Delivery Segment</u>	<u>Service Class</u>	<u>Svc Req Contract</u>	<u>Receipt Location</u>	<u>Receipt Loc Prop</u>	<u>Delivery Location</u>	<u>Delivery Loc Prop</u>	<u>Fuel Quantity</u>
3/2011	MI 7	WI 7	TR	107877	505038	153808	505023	139255	15
3/2011	MI 7	WI 7	TR	107897	505038	153808	505024	139256	7,792
3/2011	MI 7	WI 7	TR	108179	505038	153808	521296	139402	15
3/2011	MI 7	WI 7	TR	108179	505038	153808	523032	384134	92
3/2011	MI 7	WI 7	TR	108181	505038	153808	521296	139402	30
3/2011	MI 7	WI 7	TR	108251	511136	277072	521810	36869	578
3/2011	MI 7	WI 7	TR	108281	505108	243097	521314	28661	5
3/2011	MI 7	WI 7	TR	108281	511136	277072	521172	28846	1
3/2011	MI 7	WI 7	TR	108281	511136	277072	521176	28859	115
3/2011	MI 7	WI 7	TR	108281	511136	277072	521180	28875	38
3/2011	MI 7	WI 7	TR	108281	511136	277072	521198	28782	56
3/2011	MI 7	WI 7	TR	108281	511136	277072	521202	28682	27
3/2011	MI 7	WI 7	TR	108281	511136	277072	521204	28672	1
3/2011	MI 7	WI 7	TR	108281	511136	277072	521210	28828	13
3/2011	MI 7	WI 7	TR	108281	511136	277072	521240	28759	152
3/2011	MI 7	WI 7	TR	108281	511136	277072	521250	28841	207
3/2011	MI 7	WI 7	TR	108281	511136	277072	521266	28702	75
3/2011	MI 7	WI 7	TR	108281	511136	277072	521314	28661	883
3/2011	MI 7	WI 7	TR	108281	511136	277072	521394	36936	26
3/2011	MI 7	WI 7	TR	108281	511136	277072	521676	100052	240
3/2011	MI 7	WI 7	TR	108281	511136	277072	521786	28798	62
3/2011	MI 7	WI 7	TR	108281	511136	277072	521810	36869	25
3/2011	MI 7	WI 7	TR	108282	511136	277072	521176	28859	307
3/2011	MI 7	WI 7	TR	108282	511136	277072	521316	28831	5
3/2011	MI 7	WI 7	TR	108283	511136	277072	521176	28859	15
3/2011	MI 7	WI 7	TR	108283	511136	277072	521180	28875	3
3/2011	MI 7	WI 7	TR	108283	511136	277072	521250	28841	27
3/2011	MI 7	WI 7	TR	108283	511136	277072	521310	28743	1,107
3/2011	MI 7	WI 7	TR	108283	511136	277072	521786	28798	9
3/2011	MI 7	WI 7	TR	108284	511136	277072	521266	28702	374
3/2011	MI 7	WI 7	TR	108284	511136	277072	521324	28794	28
3/2011	MI 7	WI 7	TR	108288	511136	277072	521314	28661	77
3/2011	MI 7	WI 7	TR	108288	511136	277072	521810	36869	171

**ANR Pipeline Company  
Transportation Services  
Fuel By Route Analysis**

Reporting Year: January - December 2011  
Production Period: 03/2011

<u>Production Period</u>	<u>Receipt Segment</u>	<u>Delivery Segment</u>	<u>Service Class</u>	<u>Svc Req Contract</u>	<u>Receipt Location</u>	<u>Receipt Loc Prop</u>	<u>Delivery Location</u>	<u>Delivery Loc Prop</u>	<u>Fuel Quantity</u>
3/2011	MI 7	WI 7	TR	108434	511136	277072	521172	28846	514
3/2011	MI 7	WI 7	TR	108434	511136	277072	521210	28828	110
3/2011	MI 7	WI 7	TR	108434	511136	277072	521266	28702	3
3/2011	MI 7	WI 7	TR	108434	511136	277072	521676	100052	40
3/2011	MI 7	WI 7	TR	108997	511136	277072	521252	28779	93
3/2011	MI 7	WI 7	TR	109021	505038	153808	521034	183670	2,631
3/2011	MI 7	WI 7	TR	109022	505038	153808	521610	261574	529
3/2011	MI 7	WI 7	TR	109023	505038	153808	521994	3908	12
3/2011	MI 7	WI 7	TR	109024	510005	246067	521034	183670	2,650
3/2011	MI 7	WI 7	TR	109025	510005	246067	521610	261574	3,644
3/2011	MI 7	WI 7	TR	109178	511136	277072	521794	28870	465
3/2011	MI 7	WI 7	TR	109179	511136	277072	521250	28841	31
3/2011	MI 7	WI 7	TR	109181	511136	277072	521012	40226	46
3/2011	MI 7	WI 7	TR	109181	511136	277072	521676	100052	5
3/2011	MI 7	WI 7	TR	109182	511136	277072	521250	28841	124
3/2011	MI 7	WI 7	TR	109183	511136	277072	521356	28774	372
3/2011	MI 7	WI 7	TR	109184	511136	277072	521316	28831	372
3/2011	MI 7	WI 7	TR	109185	511136	277072	521246	28844	120
3/2011	MI 7	WI 7	TR	109185	511136	277072	521810	36869	102
3/2011	MI 7	WI 7	TR	109186	511136	277072	521676	100052	272
3/2011	MI 7	WI 7	TR	109218	505038	153808	505023	139255	9,386
3/2011	MI 7	WI 7	TR	109222	505038	153808	505024	139256	346
3/2011	MI 7	WI 7	TR	109415	511136	277072	521316	28831	651
3/2011	MI 7	WI 7	TR	109854	505038	153808	505023	139255	4,627
3/2011	MI 7	WI 7	TR	109950	511136	277072	521676	100052	155
3/2011	MI 7	WI 7	TR	109952	511136	277072	521324	28794	217
3/2011	MI 7	WI 7	TR	109974	505038	153808	521172	28846	16
3/2011	MI 7	WI 7	TR	109974	505038	153808	521250	28841	12
3/2011	MI 7	WI 7	TR	109974	505038	153808	521258	265372	5
3/2011	MI 7	WI 7	TR	109974	505038	153808	521784	28720	127
3/2011	MI 7	WI 7	TR	109974	505038	153808	521786	28798	52
3/2011	MI 7	WI 7	TR	109974	505038	153808	523034	384136	1,536
3/2011	MI 7	WI 7	TR	109974	505108	243097	521172	28846	28

**ANR Pipeline Company  
Transportation Services  
Fuel By Route Analysis**

Reporting Year: *January - December 2011*  
Production Period: **03/2011**

<u>Production Period</u>	<u>Receipt Segment</u>	<u>Delivery Segment</u>	<u>Service Class</u>	<u>Svc Req Contract</u>	<u>Receipt Location</u>	<u>Receipt Loc Prop</u>	<u>Delivery Location</u>	<u>Delivery Loc Prop</u>	<u>Fuel Quantity</u>
3/2011	M17	W17	TR	109974	505108	243097	521250	28841	35
3/2011	M17	W17	TR	109974	505108	243097	521784	28720	54
3/2011	M17	W17	TR	109974	505108	243097	523034	384136	1,078
3/2011	M17	W17	TR	109974	505230	153728	523034	384136	8
3/2011	M17	W17	TR	109974	510005	246067	521172	28846	17
3/2011	M17	W17	TR	109974	510005	246067	521250	28841	2
3/2011	M17	W17	TR	109974	510005	246067	521784	28720	98
3/2011	M17	W17	TR	109974	510005	246067	523034	384136	907
3/2011	M17	W17	TR	109974	511136	277072	521172	28846	55
3/2011	M17	W17	TR	109974	511136	277072	521250	28841	84
3/2011	M17	W17	TR	109974	511136	277072	521784	28720	112
3/2011	M17	W17	TR	109974	511136	277072	523034	384136	630
3/2011	M17	W17	TR	109976	505038	153808	523034	384136	544
3/2011	M17	W17	TR	110016	505038	153808	523035	387791	510
3/2011	M17	W17	TR	110016	505108	243097	523035	387791	1,204
3/2011	M17	W17	TR	110016	505230	153728	523035	387791	126
3/2011	M17	W17	TR	110016	511136	277072	523035	387791	134
3/2011	M17	W17	TR	110161	511136	277072	521394	36936	62
3/2011	M17	W17	TR	110208	511136	277072	521374	28662	155
3/2011	M17	W17	TR	110407	511136	277072	521810	36869	155
3/2011	M17	W17	TR	110490	511136	277072	521304	28750	651
3/2011	M17	W17	TR	110491	511136	277072	521304	28750	62
3/2011	M17	W17	TR	110492	511136	277072	521356	28774	31
3/2011	M17	W17	TR	110903	511136	277072	505025	139257	271
3/2011	M17	W17	TR	110905	511136	277072	505025	139257	434
3/2011	M17	W17	TR	110997	511136	277072	521786	28798	62
3/2011	M17	W17	TR	110998	511136	277072	521394	36936	118
3/2011	M17	W17	TR	110998	511136	277072	521810	36869	6
3/2011	M17	W17	TR	110999	511136	277072	521172	28846	31
3/2011	M17	W17	TR	111201	511136	277072	521262	36868	106
3/2011	M17	W17	TR	111202	511136	277072	521172	28846	155
3/2011	M17	W17	TR	111203	511136	277072	521298	28736	124
3/2011	M17	W17	TR	111284	510005	246067	505024	139256	1,054

**ANR Pipeline Company  
Transportation Services  
Fuel By Route Analysis**

Reporting Year: *January - December 2011*  
Production Period: 03/2011

<u>Production Period</u>	<u>Receipt Segment</u>	<u>Delivery Segment</u>	<u>Service Class</u>	<u>Sve Req Contract</u>	<u>Receipt Location</u>	<u>Receipt Loc Prop</u>	<u>Delivery Location</u>	<u>Delivery Loc Prop</u>	<u>Fuel Quantity</u>
3/2011	MI 7	WI 7	TR	111316	510005	246067	521370	28788	124
3/2011	MI 7	WI 7	TR	111405	511136	277072	521288	28670	775
3/2011	MI 7	WI 7	TR	111730	505038	153808	523034	384136	804
3/2011	MI 7	WI 7	TR	111730	505108	243097	521250	28841	4
3/2011	MI 7	WI 7	TR	111730	505108	243097	521784	28720	1
3/2011	MI 7	WI 7	TR	111730	505108	243097	523034	384136	71
3/2011	MI 7	WI 7	TR	111730	510005	246067	521172	28846	3
3/2011	MI 7	WI 7	TR	111730	510005	246067	521250	28841	3
3/2011	MI 7	WI 7	TR	111730	510005	246067	521784	28720	39
3/2011	MI 7	WI 7	TR	111730	510005	246067	523034	384136	168
3/2011	MI 7	WI 7	TR	111730	511136	277072	523034	384136	122
3/2011	MI 7	WI 7	TR	111776	505038	153808	523035	387791	415
3/2011	MI 7	WI 7	TR	112059	511136	277072	510041	11661	2
3/2011	MI 7	WI 7	TR	112067	511136	277072	523041	395460	208
3/2011	MI 7	WI 7	TR	112545	511136	277072	521266	28702	186
3/2011	MI 7	WI 7	TR	112565	505038	153808	523032	384134	934
3/2011	MI 7	WI 7	TR	112834	511136	277072	521172	28846	3
3/2011	MI 7	WI 7	TR	112834	511136	277072	521246	28844	2
3/2011	MI 7	WI 7	TR	112834	511136	277072	521266	28702	2
3/2011	MI 7	WI 7	TR	112901	511136	277072	521292	28806	31
3/2011	MI 7	WI 7	TR	112903	511136	277072	521830	28814	31
3/2011	MI 7	WI 7	TR	112905	511136	277072	521812	40304	62
3/2011	MI 7	WI 7	TR	112906	511136	277072	521204	28672	31
3/2011	MI 7	WI 7	TR	113018	505038	153808	521262	36868	183
3/2011	MI 7	WI 7	TR	113025	505108	243097	521174	28778	2
3/2011	MI 7	WI 7	TR	113025	505108	243097	521178	28883	69
3/2011	MI 7	WI 7	TR	113025	505108	243097	521186	42139	44
3/2011	MI 7	WI 7	TR	113025	505108	243097	521188	28862	8
3/2011	MI 7	WI 7	TR	113025	505108	243097	521196	28771	47
3/2011	MI 7	WI 7	TR	113025	505108	243097	521246	28844	92
3/2011	MI 7	WI 7	TR	113025	505108	243097	521262	36868	9
3/2011	MI 7	WI 7	TR	113025	505108	243097	521288	28670	6
3/2011	MI 7	WI 7	TR	113025	505108	243097	521314	28661	336

**ANR Pipeline Company  
Transportation Services  
Fuel By Route Analysis**

VASCR351

Reporting Year: January - December 2011  
Production Period: 03/2011

<u>Production Period</u>	<u>Receipt Segment</u>	<u>Delivery Segment</u>	<u>Service Class</u>	<u>Svc Req Contract</u>	<u>Receipt Location</u>	<u>Receipt Loc Prop</u>	<u>Delivery Location</u>	<u>Delivery Loc Prop</u>	<u>Fuel Quantity</u>
3/2011	MI 7	W17	TR	113025	505108	243097	521344	28734	13
3/2011	MI 7	W17	TR	113025	505108	243097	521676	100052	56
3/2011	MI 7	W17	TR	113025	505108	243097	521784	28720	34
3/2011	MI 7	W17	TR	113025	511136	277072	521314	28661	71
3/2011	MI 7	W17	TR	113029	511136	277072	510041	11661	45
3/2011	MI 7	W17	TR	113041	505038	153808	523047	444972	12
3/2011	MI 7	W17	TR	113041	510005	246067	511130	40471	36
3/2011	MI 7	W17	TR	113041	510005	246067	521012	40226	44
3/2011	MI 7	W17	TR	113041	510005	246067	521172	28846	54
3/2011	MI 7	W17	TR	113041	510005	246067	521180	28875	19
3/2011	MI 7	W17	TR	113041	510005	246067	521182	28854	83
3/2011	MI 7	W17	TR	113041	510005	246067	521186	42139	1
3/2011	MI 7	W17	TR	113041	510005	246067	521190	28825	15
3/2011	MI 7	W17	TR	113041	510005	246067	521200	28679	17
3/2011	MI 7	W17	TR	113041	510005	246067	521208	28780	17
3/2011	MI 7	W17	TR	113041	510005	246067	521212	28882	17
3/2011	MI 7	W17	TR	113041	510005	246067	521214	40197	44
3/2011	MI 7	W17	TR	113041	510005	246067	521218	28865	52
3/2011	MI 7	W17	TR	113041	510005	246067	521220	28766	68
3/2011	MI 7	W17	TR	113041	510005	246067	521230	28819	22
3/2011	MI 7	W17	TR	113041	510005	246067	521240	28759	38
3/2011	MI 7	W17	TR	113041	510005	246067	521246	28844	52
3/2011	MI 7	W17	TR	113041	510005	246067	521314	28661	28
3/2011	MI 7	W17	TR	113041	510005	246067	521328	28763	84
3/2011	MI 7	W17	TR	113041	510005	246067	521330	28761	28
3/2011	MI 7	W17	TR	113041	510005	246067	521350	28660	51
3/2011	MI 7	W17	TR	113041	510005	246067	521356	28774	22
3/2011	MI 7	W17	TR	113041	510005	246067	521676	100052	12
3/2011	MI 7	W17	TR	113041	510005	246067	521786	28798	15
3/2011	MI 7	W17	TR	113041	510005	246067	521812	40304	22
3/2011	MI 7	W17	TR	113041	510005	246067	521814	36934	62
3/2011	MI 7	W17	TR	113041	510005	246067	523047	444972	216
3/2011	MI 7	W17	TR	113120	510029	2610	521174	28778	12

**ANR Pipeline Company  
Transportation Services  
Fuel By Route Analysis**

Reporting Year: January - December 2011  
Production Period: 03/2011

<u>Production Period</u>	<u>Receipt Segment</u>	<u>Delivery Segment</u>	<u>Service Class</u>	<u>Svc Req Contract</u>	<u>Receipt Location</u>	<u>Receipt Loc Prop</u>	<u>Delivery Location</u>	<u>Delivery Loc Prop</u>	<u>Fuel Quantity</u>
3/2011	MI 7	WI 7	TR	113152	505038	153808	523034	384136	107
3/2011	MI 7	WI 7	TR	113152	505038	153808	523035	387791	245
3/2011	MI 7	WI 7	TR	113152	505108	243097	523035	387791	126
3/2011	MI 7	WI 7	TR	113152	510029	2610	523035	387791	46
3/2011	MI 7	WI 7	TR	113181	505038	153808	521654	284917	2
3/2011	MI 7	WI 7	TR	113181	505038	153808	523032	384134	28
3/2011	MI 7	WI 7	TR	113181	505108	243097	523034	384136	48
3/2011	MI 7	WI 7	TR	113181	510005	246067	521266	28702	6
3/2011	MI 7	WI 7	TR	113181	510005	246067	521654	284917	22
3/2011	MI 7	WI 7	TR	113181	510005	246067	523034	384136	20
3/2011	MI 7	WI 7	TR	113181	510005	246067	523035	387791	106
3/2011	MI 7	WI 7	TR	113181	511136	277072	523034	384136	1
3/2011	MI 7	WI 7	TR	113239	511136	277072	521814	36934	113
3/2011	MI 7	WI 7	TR	113240	505038	153808	521814	36934	261
3/2011	MI 7	WI 7	TR	113363	505108	243097	521012	40226	20
3/2011	MI 7	WI 7	TR	113363	505108	243097	521174	28778	19
3/2011	MI 7	WI 7	TR	113363	505108	243097	521188	28862	27
3/2011	MI 7	WI 7	TR	113363	505108	243097	521196	28771	38
3/2011	MI 7	WI 7	TR	113363	505108	243097	521246	28844	33
3/2011	MI 7	WI 7	TR	113363	505108	243097	521262	36868	20
3/2011	MI 7	WI 7	TR	113363	505108	243097	521266	28702	67
3/2011	MI 7	WI 7	TR	113363	505108	243097	521344	28734	5
3/2011	MI 7	WI 7	TR	113363	505108	243097	521784	28720	61
3/2011	MI 7	WI 7	TR	113363	505108	243097	523034	384136	124
3/2011	MI 7	WI 7	TR	113363	505108	243097	523035	387791	305
3/2011	MI 7	WI 7	TR	113363	510029	2610	523035	387791	195
3/2011	MI 7	WI 7	TR	113364	505038	153808	523035	387791	123
3/2011	MI 7	WI 7	TR	113364	505108	243097	521012	40226	9
3/2011	MI 7	WI 7	TR	113364	505108	243097	521174	28778	4
3/2011	MI 7	WI 7	TR	113364	505108	243097	521188	28862	8
3/2011	MI 7	WI 7	TR	113364	505108	243097	521196	28771	11
3/2011	MI 7	WI 7	TR	113364	505108	243097	521262	36868	5
3/2011	MI 7	WI 7	TR	113364	505108	243097	521298	28736	6



**ANR Pipeline Company  
Transportation Services  
Fuel By Route Analysis**

Reporting Year: *January - December 2011*  
Production Period: **03/2011**

<u>Production Period</u>	<u>Receipt Segment</u>	<u>Delivery Segment</u>	<u>Service Class</u>	<u>Svc Req Contract</u>	<u>Receipt Location</u>	<u>Receipt Loc Prop</u>	<u>Delivery Location</u>	<u>Delivery Loc Prop</u>	<u>Fuel Quantity</u>
3/2011	M17	W17	TR	113364	505108	243097	521314	28661	8
3/2011	M17	W17	TR	113364	505108	243097	521784	28720	10
3/2011	MJ7	W17	TR	113364	505108	243097	523034	384136	6
3/2011	M17	W17	TR	113364	505108	243097	523035	387791	9
3/2011	M17	W17	TR	113364	510029	2610	523034	384136	120
3/2011	M17	W17	TR	113479	505038	153808	523034	384136	111
3/2011	M17	W17	TR	113533	511136	277072	510041	11661	2
3/2011	M17	W17	TR	113679	505038	153808	523034	384136	77
3/2011	M17	W17	TR	113679	505108	243097	521266	28702	79
3/2011	M17	W17	TR	113679	505108	243097	523035	387791	61
3/2011	M17	W17	TR	113680	510029	2610	523035	387791	31
3/2011	M17	W17	TR	113681	505038	153808	523035	387791	61
3/2011	M17	W17	TR	113682	505038	153808	523034	384136	61
3/2011	M17	W17	TR	113682	505038	153808	523035	387791	61
3/2011	M17	W17	TR	113682	505108	243097	523035	387791	61
3/2011	M17	W17	TR	113682	510029	2610	523034	384136	61
3/2011	M17	W17	TR	113710	505038	153808	505482	698974	1,167
3/2011	M17	W17	TR	113877	511136	277072	521188	28862	186
3/2011	M17	W17	TR	113878	511136	277072	521172	28846	8
3/2011	M17	W17	TR	113878	511136	277072	521266	28702	302
3/2011	M17	W17	TR	113879	511136	277072	521350	28660	62
3/2011	M17	W17	TR	113880	511136	277072	521786	28798	155
3/2011	M17	W17	TR	113881	511136	277072	521198	28782	31
3/2011	M17	W17	TR	113882	511136	277072	521374	28662	62
3/2011	M17	W17	TR	113884	511136	277072	521172	28846	5
3/2011	M17	W17	TR	113884	511136	277072	521246	28844	243
3/2011	M17	W17	TR	113885	511136	277072	521300	28739	30
3/2011	M17	W17	TR	113885	511136	277072	521314	28661	1
3/2011	M17	W17	TR	113886	511136	277072	521166	40496	93
3/2011	M17	W17	TR	113888	511136	277072	521240	28759	62
3/2011	M17	W17	TR	113888	511136	277072	521676	100052	31
3/2011	M17	W17	TR	113889	511136	277072	521178	28883	62
3/2011	M17	W17	TR	113890	511136	277072	521214	40197	31

**ANR Pipeline Company  
Transportation Services  
Fuel By Route Analysis**

Reporting Year: *January - December 2011*  
Production Period: **03/2011**

<u>Production Period</u>	<u>Receipt Segment</u>	<u>Delivery Segment</u>	<u>Service Class</u>	<u>Svc Req Contract</u>	<u>Receipt Location</u>	<u>Receipt Loc Prop</u>	<u>Delivery Location</u>	<u>Delivery Loc Prop</u>	<u>Fuel Quantity</u>
3/2011	M17	W17	TR	113891	511136	277072	521262	36868	31
3/2011	M17	W17	TR	113894	511136	277072	521172	28846	50
3/2011	M17	W17	TR	113894	511136	277072	521314	28661	4
3/2011	M17	W17	TR	113894	511136	277072	523047	444972	39
3/2011	M17	W17	TR	113895	511136	277072	521320	28740	124
3/2011	M17	W17	TR	113900	511136	277072	521310	28743	31
3/2011	M17	W17	TR	113904	511136	277072	521210	28828	124
3/2011	M17	W17	TR	113906	511136	277072	521344	28734	31
3/2011	M17	W17	TR	113910	511136	277072	521310	28743	31
3/2011	M17	W17	TR	113914	511136	277072	521180	28875	31
3/2011	M17	W17	TR	113915	511136	277072	521172	28846	24
3/2011	M17	W17	TR	113915	511136	277072	521322	28868	156
3/2011	M17	W17	TR	113916	511136	277072	521316	28831	31
3/2011	M17	W17	TR	113917	511136	277072	521194	40223	31
3/2011	M17	W17	TR	113919	511136	277072	521168	28834	372
3/2011	M17	W17	TR	113921	511136	277072	521178	28883	31
3/2011	M17	W17	TR	113922	511136	277072	521172	28846	4
3/2011	M17	W17	TR	113922	511136	277072	521784	28720	461
3/2011	M17	W17	TR	113924	511136	277072	521814	36934	31
3/2011	M17	W17	TR	113925	511136	277072	521248	28811	31
3/2011	M17	W17	TR	113928	511136	277072	521240	28759	31
3/2011	M17	W17	TR	113930	511136	277072	521172	28846	5
3/2011	M17	W17	TR	113930	511136	277072	521298	28736	150
3/2011	M17	W17	TR	113931	511136	277072	521192	28823	31
3/2011	M17	W17	TR	113932	511136	277072	521172	28846	310
3/2011	M17	W17	TR	113933	511136	277072	521204	28672	62
3/2011	M17	W17	TR	113936	511136	277072	521248	28811	62
3/2011	M17	W17	TR	113937	511136	277072	523034	384136	186
3/2011	M17	W17	TR	113938	511136	277072	521184	40224	31
3/2011	M17	W17	TR	113940	511136	277072	521174	28778	155
3/2011	M17	W17	TR	113944	511136	277072	521314	28661	150
3/2011	M17	W17	TR	113945	511136	277072	521814	36934	186
3/2011	M17	W17	TR	113950	511136	277072	521260	36867	31

**ANR Pipeline Company  
Transportation Services  
Fuel By Route Analysis**

Reporting Year: January - December 2011  
Production Period: 03/2011

<u>Production Period</u>	<u>Receipt Segment</u>	<u>Delivery Segment</u>	<u>Service Class</u>	<u>Svc Req Contract</u>	<u>Receipt Location</u>	<u>Receipt Loc Prop</u>	<u>Delivery Location</u>	<u>Delivery Loc Prop</u>	<u>Fuel Quantity</u>
3/2011	MI 7	WI 7	TR	113953	511136	277072	521202	28682	31
3/2011	MI 7	WI 7	TR	113956	511136	277072	521324	28794	31
3/2011	MI 7	WI 7	TR	113957	511136	277072	521246	28844	217
3/2011	MI 7	WI 7	TR	113960	511136	277072	521370	28788	124
3/2011	MI 7	WI 7	TR	113961	511136	277072	521286	28853	31
3/2011	MI 7	WI 7	TR	113966	511136	277072	521812	40304	93
3/2011	MI 7	WI 7	TR	113969	511136	277072	521172	28846	558
3/2011	MI 7	WI 7	TR	113975	511136	277072	521268	40497	31
3/2011	MI 7	WI 7	TR	113976	511136	277072	521012	40226	31
3/2011	MI 7	WI 7	TR	113981	511136	277072	521374	28662	62
3/2011	MI 7	WI 7	TR	113985	511136	277072	521270	28676	31
3/2011	MI 7	WI 7	TR	113987	511136	277072	521784	28720	744
3/2011	MI 7	WI 7	TR	113988	511136	277072	521172	28846	4
3/2011	MI 7	WI 7	TR	113994	511136	277072	521012	40226	7
3/2011	MI 7	WI 7	TR	113994	511136	277072	521814	36934	2
3/2011	MI 7	WI 7	TR	113998	511136	277072	521172	28846	15
3/2011	MI 7	WI 7	TR	113998	511136	277072	521316	28831	15
3/2011	MI 7	WI 7	TR	113999	511136	277072	521172	28846	1
3/2011	MI 7	WI 7	TR	113999	511136	277072	521174	28778	4
3/2011	MI 7	WI 7	TR	114000	511136	277072	521172	28846	29
3/2011	MI 7	WI 7	TR	114000	511136	277072	521298	28736	1
3/2011	MI 7	WI 7	TR	114000	511136	277072	521320	28740	3
3/2011	MI 7	WI 7	TR	114002	511136	277072	521172	28846	6
3/2011	MI 7	WI 7	TR	114002	511136	277072	521676	100052	6
3/2011	MI 7	WI 7	TR	114003	511136	277072	521172	28846	1
3/2011	MI 7	WI 7	TR	114004	511136	277072	521012	40226	9
3/2011	MI 7	WI 7	TR	114005	511136	277072	521210	28828	8
3/2011	MI 7	WI 7	TR	114005	511136	277072	521238	28836	1
3/2011	MI 7	WI 7	TR	114005	511136	277072	521268	40497	38
3/2011	MI 7	WI 7	TR	114005	511136	277072	521316	28831	33
3/2011	MI 7	WI 7	TR	114005	511136	277072	521320	28740	1
3/2011	MI 7	WI 7	TR	114005	511136	277072	521676	100052	4
3/2011	MI 7	WI 7	TR	114005	511136	277072	523034	384136	5

**ANR Pipeline Company  
Transportation Services  
Fuel By Route Analysis**

Reporting Year: January - December 2011  
Production Period: 03/2011

Production Period	Receipt Segment	Delivery Segment	Service Class	Svc Req Contract	Receipt Location	Receipt Loc Prop	Delivery Location	Delivery Loc Prop	Fuel Quantity
3/2011	MI 7	WI 7	TR	114005	511136	277072	523047	444972	3
3/2011	MI 7	WI 7	TR	114007	511136	277072	521172	28846	65
3/2011	MI 7	WI 7	TR	114007	511136	277072	521200	28679	12
3/2011	MI 7	WI 7	TR	114007	511136	277072	521202	28682	22
3/2011	MI 7	WI 7	TR	114007	511136	277072	521204	28672	26
3/2011	MI 7	WI 7	TR	114007	511136	277072	521214	40197	21
3/2011	MI 7	WI 7	TR	114007	511136	277072	521218	28865	84
3/2011	MI 7	WI 7	TR	114007	511136	277072	521222	28765	11
3/2011	MI 7	WI 7	TR	114007	511136	277072	521248	28811	3
3/2011	MI 7	WI 7	TR	114007	511136	277072	521814	36934	11
3/2011	MI 7	WI 7	TR	114013	511136	277072	521172	28846	24
3/2011	MI 7	WI 7	TR	114015	511136	277072	521172	28846	67
3/2011	MI 7	WI 7	TR	114015	511136	277072	521314	28661	1
3/2011	MI 7	WI 7	TR	114130	510005	246067	521172	28846	53
3/2011	MI 7	WI 7	TR	114130	511136	277072	521012	40226	11
3/2011	MI 7	WI 7	TR	114130	511136	277072	521168	28834	28
3/2011	MI 7	WI 7	TR	114130	511136	277072	521172	28846	688
3/2011	MI 7	WI 7	TR	114130	511136	277072	521178	28883	47
3/2011	MI 7	WI 7	TR	114130	511136	277072	521188	28862	7
3/2011	MI 7	WI 7	TR	114130	511136	277072	521196	28771	24
3/2011	MI 7	WI 7	TR	114130	511136	277072	521240	28759	95
3/2011	MI 7	WI 7	TR	114130	511136	277072	521246	28844	139
3/2011	MI 7	WI 7	TR	114130	511136	277072	521250	28841	208
3/2011	MI 7	WI 7	TR	114130	511136	277072	521262	36868	5
3/2011	MI 7	WI 7	TR	114130	511136	277072	521266	28702	285
3/2011	MI 7	WI 7	TR	114130	511136	277072	521298	28736	20
3/2011	MI 7	WI 7	TR	114130	511136	277072	521314	28661	205
3/2011	MI 7	WI 7	TR	114130	511136	277072	521344	28734	3
3/2011	MI 7	WI 7	TR	114130	511136	277072	521374	28662	11
3/2011	MI 7	WI 7	TR	114130	511136	277072	521784	28720	162
3/2011	MI 7	WI 7	TR	114130	511136	277072	523034	384136	4
3/2011	MI 7	WI 7	TR	114489	511136	277072	521288	28670	31
3/2011	MI 7	WI 7	TR	114490	505108	243097	510033	28873	67

**ANR Pipeline Company  
Transportation Services  
Fuel By Route Analysis**

Reporting Year: January - December 2011  
Production Period: 03/2011

<u>Production Period</u>	<u>Receipt Segment</u>	<u>Delivery Segment</u>	<u>Service Class</u>	<u>Svc Rcg Contract</u>	<u>Receipt Location</u>	<u>Receipt Loc Prop</u>	<u>Delivery Location</u>	<u>Delivery Loc Prop</u>	<u>Fuel Quantity</u>
3/2011	M17	W17	TR	114490	505108	243097	510041	11661	10
3/2011	M17	W17	TR	114490	505108	243097	521172	28846	66
3/2011	M17	W17	TR	114490	505108	243097	523034	384136	336
3/2011	M17	W17	TR	114490	505108	243097	523035	387791	403
3/2011	M17	W17	TR	114507	511136	277072	521316	28831	31
3/2011	M17	W17	TR	114508	511136	277072	521324	28794	93
3/2011	M17	W17	TR	114509	511136	277072	521676	100052	28
3/2011	M17	W17	TR	114525	511136	277072	521200	28679	31
3/2011	M17	W17	TR	114584	511136	277072	521324	28794	38
3/2011	M17	W17	TR	114584	511136	277072	521394	36936	148
3/2011	M17	W17	TR	114668	505038	153808	521258	265372	7
3/2011	M17	W17	TR	114668	505038	153808	521786	28798	27
3/2011	M17	W17	TR	114668	505230	153728	521258	265372	7
3/2011	M17	W17	TR	114671	505038	153808	523035	387791	184
3/2011	M17	W17	TR	114671	505108	243097	521266	28702	118
3/2011	M17	W17	TR	114671	505108	243097	523034	384136	147
3/2011	M17	W17	TR	114671	505108	243097	523035	387791	194
3/2011	M17	W17	TR	114671	510029	2610	521172	28846	7
3/2011	M17	W17	TR	114671	510029	2610	521246	28844	4
3/2011	M17	W17	TR	114671	510029	2610	521266	28702	66
3/2011	M17	W17	TR	114671	510029	2610	521784	28720	4
3/2011	M17	W17	TR	114671	510029	2610	523035	387791	201
3/2011	M17	W17	TR	114677	505108	243097	521288	28670	800
3/2011	M17	W17	TR	114810	505108	243097	521654	284917	30
3/2011	M17	W17	TR	114823	511136	277072	521266	28702	217
3/2011	M17	W17	TR	115138	511136	277072	521336	28738	25
3/2011	M17	W17	TR	115224	511136	277072	521012	40226	31
3/2011	M17	W17	TR	115225	511136	277072	521172	28846	93
3/2011	M17	W17	TR	115314	505108	243097	523034	384136	61
3/2011	M17	W17	TR	115314	510005	246067	521266	28702	12
3/2011	M17	W17	TR	115314	510005	246067	523034	384136	61
3/2011	M17	W17	TR	115930	511136	277072	521172	28846	93
3/2011	M17	W17	TR	115931	511136	277072	521172	28846	15

**ANR Pipeline Company  
Transportation Services  
Fuel By Route Analysis**

Reporting Year: January - December 2011  
Production Period: 03/2011

<u>Production Period</u>	<u>Receipt Segment</u>	<u>Delivery Segment</u>	<u>Service Class</u>	<u>Svc Req Contract</u>	<u>Receipt Location</u>	<u>Receipt Loc Prop</u>	<u>Delivery Location</u>	<u>Delivery Loc Prop</u>	<u>Fuel Quantity</u>
3/2011	MI 7	WI 7	TR	115931	511136	277072	521298	28736	75
3/2011	MI 7	WI 7	TR	115957	505038	153808	505504	854822	202
3/2011	MI 7	WI 7	TR	116021	505108	243097	523035	387791	154
3/2011	MI 7	WI 7	TR	116021	510029	2610	523034	384136	39
3/2011	MI 7	WI 7	TR	116021	510029	2610	523035	387791	24
3/2011	MI 7	WI 7	TR	116029	511136	277072	521246	28844	217
3/2011	MI 7	WI 7	TR	116064	505038	153808	505025	139257	1,866
3/2011	MI 7	WI 7	TR	116106	510005	246067	521164	28842	186
3/2011	MI 7	WI 7	TR	116106	511136	277072	521164	28842	62
3/2011	MI 7	WI 7	TR	116107	510005	246067	521164	28842	178
3/2011	MI 7	WI 7	TR	116108	510005	246067	521266	28702	71
3/2011	MI 7	WI 7	TR	116554	505038	153808	521164	28842	2
3/2011	MI 7	WI 7	TR	116554	510005	246067	521164	28842	11
3/2011	MI 7	WI 7	TR	116561	511136	277072	521280	28684	93
3/2011	MI 7	WI 7	TR	116565	511136	277072	521204	28672	28
3/2011	MI 7	WI 7	TR	116565	511136	277072	521280	28684	54
3/2011	MI 7	WI 7	TR	116566	505038	153808	521318	28829	12
3/2011	MI 7	WI 7	TR	116566	510005	246067	521318	28829	42
3/2011	MI 7	WI 7	TR	116566	511136	277072	521318	28829	23
3/2011	MI 7	WI 7	TR	116567	511136	277072	521012	40226	121
3/2011	MI 7	WI 7	TR	116567	511136	277072	521336	28738	434
3/2011	MI 7	WI 7	TR	116568	511136	277072	521340	28732	214
3/2011	MI 7	WI 7	TR	116568	511136	277072	521392	28730	65
3/2011	MI 7	WI 7	TR	116569	511136	277072	521164	28842	12
3/2011	MI 7	WI 7	TR	116569	511136	277072	521246	28844	3
3/2011	MI 7	WI 7	TR	116569	511136	277072	521330	28761	301
3/2011	MI 7	WI 7	TR	116570	510005	246067	521250	28841	465
3/2011	MI 7	WI 7	TR	116573	510005	246067	521676	100052	372
3/2011	MI 7	WI 7	TR	116574	511136	277072	521250	28841	93
3/2011	MI 7	WI 7	TR	116575	511136	277072	523034	384136	93
3/2011	MI 7	WI 7	TR	116576	510005	246067	521164	28842	13
3/2011	MI 7	WI 7	TR	116576	510005	246067	521246	28844	759
3/2011	MI 7	WI 7	TR	116576	510005	246067	521322	28868	2

**ANR Pipeline Company  
Transportation Services  
Fuel By Route Analysis**

Reporting Year: *January - December 2011*  
Production Period: *03/2011*

<u>Production Period</u>	<u>Receipt Segment</u>	<u>Delivery Segment</u>	<u>Service Class</u>	<u>Svc Req Contract</u>	<u>Receipt Location</u>	<u>Receipt Loc Prop</u>	<u>Delivery Location</u>	<u>Delivery Loc Prop</u>	<u>Fuel Quantity</u>
3/2011	M17	W17	TR	116577	505038	153808	521164	28842	5
3/2011	M17	W17	TR	116577	505038	153808	521246	28844	4
3/2011	M17	W17	TR	116577	505038	153808	521314	28661	16
3/2011	M17	W17	TR	116577	510005	246067	521314	28661	9
3/2011	M17	W17	TR	116577	511136	277072	521314	28661	23
3/2011	M17	W17	TR	116579	511136	277072	521676	100052	93
3/2011	M17	W17	TR	116580	510005	246067	521316	28831	9
3/2011	M17	W17	TR	116580	511136	277072	521164	28842	512
3/2011	M17	W17	TR	116580	511136	277072	521316	28831	486
3/2011	M17	W17	TR	116581	505038	153808	521164	28842	2
3/2011	M17	W17	TR	116581	510005	246067	521164	28842	2
3/2011	M17	W17	TR	116582	511136	277072	521288	28670	93
3/2011	M17	W17	TR	116584	511136	277072	521676	100052	62
3/2011	M17	W17	TR	116586	505038	153808	521164	28842	2
3/2011	M17	W17	TR	116586	510005	246067	521164	28842	2
3/2011	M17	W17	TR	116587	505038	153808	521164	28842	4
3/2011	M17	W17	TR	116587	510005	246067	521322	28868	4
3/2011	M17	W17	TR	116587	511136	277072	521322	28868	4
3/2011	M17	W17	TR	116588	511136	277072	521814	36934	83
3/2011	M17	W17	TR	116768	505038	153808	521164	28842	12
3/2011	M17	W17	TR	116768	510005	246067	521164	28842	18
3/2011	M17	W17	TR	116768	510005	246067	521246	28844	4
3/2011	M17	W17	TR	116768	511136	277072	521164	28842	12
3/2011	M17	W17	TR	116815	511136	277072	521178	28883	695
3/2011	M17	W17	TR	116815	511136	277072	521324	28794	46
3/2011	M17	W17	TR	116819	511136	277072	521324	28794	279
3/2011	M17	W17	TR	116976	511136	277072	521316	28831	93
3/2011	M17	W17	TR	117060	511136	277072	521174	28778	93
3/2011	M17	W17	TR	117377	505038	153808	521172	28846	23
3/2011	M17	W17	TR	117377	505038	153808	521250	28841	150
3/2011	M17	W17	TR	117377	505038	153808	521262	16868	1
3/2011	M17	W17	TR	117377	505038	153808	523047	444972	11
3/2011	M17	W17	TR	117377	511136	277072	521172	28846	149

**ANR Pipeline Company  
Transportation Services  
Fuel By Route Analysis**

Reporting Year: *January - December 2011*  
Production Period: *03/2011*

<u>Production Period</u>	<u>Receipt Segment</u>	<u>Delivery Segment</u>	<u>Service Class</u>	<u>Svc Req Contract</u>	<u>Receipt Location</u>	<u>Receipt Loc Prop</u>	<u>Delivery Location</u>	<u>Delivery Loc Prop</u>	<u>Fuel Quantity</u>
3/2011	MI 7	W17	TR	117377	511136	277072	521262	36868	30
3/2011	MI 7	W17	TR	117377	511136	277072	523047	444972	334
3/2011	MI 7	W17	TR	117597	505038	153808	521250	28841	24
3/2011	MI 7	W17	TR	117597	511136	277072	521172	28846	245
3/2011	MI 7	W17	TR	117597	511136	277072	521250	28841	580
3/2011	MI 7	W17	TR	117598	511136	277072	521172	28846	1,058
3/2011	MI 7	W17	TR	117599	511136	277072	521246	28844	310
3/2011	MI 7	W17	TR	117602	505108	243097	505026	139258	1,813
3/2011	MI 7	W17	TR	117602	505108	243097	510033	28873	196
3/2011	MI 7	W17	TR	117602	505108	243097	510041	11661	69
3/2011	MI 7	W17	TR	117602	505108	243097	521172	28846	85
3/2011	MI 7	W17	TR	117602	505108	243097	521196	28771	11
3/2011	MI 7	W17	TR	117602	505108	243097	521266	28702	7
3/2011	MI 7	W17	TR	117602	505108	243097	521784	28720	13
3/2011	MI 7	W17	TR	117602	505108	243097	523034	384136	271
3/2011	MI 7	W17	TR	117602	505108	243097	523035	387791	563
3/2011	MI 7	W17	TR	117602	510005	246067	523034	384136	3
3/2011	MI 7	W17	TR	117602	511136	277072	523035	387791	18
3/2011	MI 7	W17	TR	117602	511158	48644	510041	11661	22
3/2011	MI 7	W17	TR	117602	511158	48644	523034	384136	22
3/2011	MI 7	W17	TR	117609	505038	153808	523034	384136	2
3/2011	MI 7	W17	TR	117609	505038	153808	523035	387791	32
3/2011	MI 7	W17	TR	117609	505108	243097	505026	139258	591
3/2011	MI 7	W17	TR	117609	505108	243097	510033	28873	18
3/2011	MI 7	W17	TR	117609	505108	243097	510041	11661	25
3/2011	MI 7	W17	TR	117609	505108	243097	523034	384136	125
3/2011	MI 7	W17	TR	117609	505108	243097	523035	387791	63
3/2011	MI 7	W17	TR	117609	511158	48644	510041	11661	7
3/2011	MI 7	W17	TR	117610	505108	243097	510041	11661	105
3/2011	MI 7	W17	TR	117610	505108	243097	521322	28868	432
3/2011	MI 7	W17	TR	117610	505108	243097	523034	384136	10
3/2011	MI 7	W17	TR	117610	505108	243097	523035	387791	117
3/2011	MI 7	W17	TR	117620	505108	243097	523035	387791	6



**ANR Pipeline Company  
Transportation Services  
Fuel By Route Analysis**

Reporting Year: *January - December 2011*  
Production Period: **03/2011**

<u>Production Period</u>	<u>Receipt Segment</u>	<u>Delivery Segment</u>	<u>Service Class</u>	<u>Svc Req Contract</u>	<u>Receipt Location</u>	<u>Receipt Loc Prop</u>	<u>Delivery Location</u>	<u>Delivery Loc Prop</u>	<u>Fuel Quantity</u>
3/2011	M17	W17	TR	117623	505038	153808	521240	28759	7
3/2011	M17	W17	TR	117623	505038	153808	521250	28841	72
3/2011	M17	W17	TR	117623	505038	153808	521336	28738	1
3/2011	M17	W17	TR	117623	505038	153808	521392	28730	1
3/2011	M17	W17	TR	117623	511136	277072	511130	40471	152
3/2011	M17	W17	TR	117623	511136	277072	521172	28846	14
3/2011	M17	W17	TR	117623	511136	277072	521180	28875	61
3/2011	M17	W17	TR	117623	511136	277072	521220	28766	41
3/2011	M17	W17	TR	117623	511136	277072	521240	28759	282
3/2011	M17	W17	TR	117623	511136	277072	521266	28702	41
3/2011	M17	W17	TR	117623	511136	277072	521298	28736	194
3/2011	M17	W17	TR	117623	511136	277072	521328	28763	12
3/2011	M17	W17	TR	117623	511136	277072	521336	28738	22
3/2011	M17	W17	TR	117623	511136	277072	521392	28730	94
3/2011	M17	W17	TR	117625	505038	153808	521164	28842	4
3/2011	M17	W17	TR	117625	510005	246067	521374	28662	12
3/2011	M17	W17	TR	117625	511136	277072	521374	28662	6
3/2011	M17	W17	TR	117626	505038	153808	521164	28842	16
3/2011	M17	W17	TR	117626	510005	246067	521164	28842	16
3/2011	M17	W17	TR	117626	510005	246067	521246	28844	4
3/2011	M17	W17	TR	117626	511136	277072	521164	28842	12
3/2011	M17	W17	TR	117627	511136	277072	521310	28743	372
3/2011	M17	W17	TR	117628	511136	277072	521246	28844	93
3/2011	M17	W17	TR	117629	511136	277072	521370	28788	278
3/2011	M17	W17	TR	117630	505038	153808	521164	28842	12
3/2011	M17	W17	TR	117630	510005	246067	521164	28842	12
3/2011	M17	W17	TR	117630	510005	246067	521246	28844	3
3/2011	M17	W17	TR	117630	511136	277072	521164	28842	9
3/2011	M17	W17	TR	117631	511136	277072	521374	28662	326
3/2011	M17	W17	TR	117632	511136	277072	521164	28842	1
3/2011	M17	W17	TR	117632	511136	277072	521262	36868	307
3/2011	M17	W17	TR	117632	511136	277072	521324	28794	325
3/2011	M17	W17	TR	117633	505038	153808	521164	28842	18

**ANR Pipeline Company  
Transportation Services  
Fuel By Route Analysis**

Reporting Year: *January - December 2011*  
Production Period: 03/2011

<u>Production Period</u>	<u>Receipt Segment</u>	<u>Delivery Segment</u>	<u>Service Class</u>	<u>Svc Req Contract</u>	<u>Receipt Location</u>	<u>Receipt Loc Prop</u>	<u>Delivery Location</u>	<u>Delivery Loc Prop</u>	<u>Fuel Quantity</u>
3/2011	M17	W17	TR	117633	510005	246067	521164	28842	31
3/2011	M17	W17	TR	117633	510005	246067	521246	28844	11
3/2011	M17	W17	TR	117633	511136	277072	521164	28842	18
3/2011	M17	W17	TR	117634	511136	277072	521164	28842	31
3/2011	M17	W17	TR	117634	511136	277072	521266	28702	249
3/2011	M17	W17	TR	117635	510005	246067	521370	28788	64
3/2011	M17	W17	TR	117635	510005	246067	521372	11703	504
3/2011	M17	W17	TR	117636	511136	277072	521246	28844	186
3/2011	M17	W17	TR	117637	511136	277072	521164	28842	92
3/2011	M17	W17	TR	117639	511136	277072	521164	28842	93
3/2011	M17	W17	TR	117640	511136	277072	521164	28842	93
3/2011	M17	W17	TR	117643	511136	277072	521266	28702	279
3/2011	M17	W17	TR	117645	511136	277072	521174	28778	93
3/2011	M17	W17	TR	117646	505038	153808	521322	28868	18
3/2011	M17	W17	TR	117646	510005	246067	521322	28868	28
3/2011	M17	W17	TR	117646	511136	277072	521322	28868	70
3/2011	M17	W17	TR	117647	505038	153808	521164	28842	2
3/2011	M17	W17	TR	117647	510005	246067	521164	28842	2
3/2011	M17	W17	TR	117648	505038	153808	521250	28841	20
3/2011	M17	W17	TR	117648	510005	246067	521250	28841	35
3/2011	M17	W17	TR	117648	511136	277072	521250	28841	68
3/2011	M17	W17	TR	117650	505038	153808	521310	28743	9
3/2011	M17	W17	TR	117650	510005	246067	521310	28743	39
3/2011	M17	W17	TR	117650	511136	277072	521310	28743	149
3/2011	M17	W17	TR	117651	505038	153808	521164	28842	2
3/2011	M17	W17	TR	117651	505038	153808	521246	28844	3
3/2011	M17	W17	TR	117651	510005	246067	521246	28844	4
3/2011	M17	W17	TR	117651	511136	277072	521246	28844	2
3/2011	M17	W17	TR	117652	505038	153808	521676	100052	9
3/2011	M17	W17	TR	117652	510005	246067	521676	100052	45
3/2011	M17	W17	TR	117652	511136	277072	521676	100052	136
3/2011	M17	W17	TR	117653	511136	277072	521262	36868	464
3/2011	M17	W17	TR	117653	511136	277072	521288	28670	1

**ANR Pipeline Company  
Transportation Services  
Fuel By Route Analysis**

Reporting Year: *January - December 2011*  
Production Period: 03/2011

<u>Production Period</u>	<u>Receipt Segment</u>	<u>Delivery Segment</u>	<u>Service Class</u>	<u>Svc Req Contract</u>	<u>Receipt Location</u>	<u>Receipt Loc Prop</u>	<u>Delivery Location</u>	<u>Delivery Loc Prop</u>	<u>Fuel Quantity</u>
3/2011	M17	W17	TR	117654	511136	277072	510041	11661	5
3/2011	M17	W17	TR	117654	511136	277072	521178	28883	19
3/2011	M17	W17	TR	117654	511136	277072	521240	28759	2
3/2011	M17	W17	TR	117654	511136	277072	521246	28844	140
3/2011	M17	W17	TR	117654	511136	277072	521316	28831	310
3/2011	M17	W17	TR	117654	513022	338686	521316	28831	18
3/2011	M17	W17	TR	117655	505038	153808	521356	28774	25
3/2011	M17	W17	TR	117655	510005	246067	521356	28774	48
3/2011	M17	W17	TR	117655	511136	277072	521356	28774	23
3/2011	M17	W17	TR	117656	511136	277072	521180	28875	352
3/2011	M17	W17	TR	117656	511136	277072	521322	28868	126
3/2011	M17	W17	TR	117657	511136	277072	521176	28859	29
3/2011	M17	W17	TR	117657	511136	277072	521322	28868	158
3/2011	M17	W17	TR	117661	511136	277072	521266	28702	26
3/2011	M17	W17	TR	117696	510005	246067	521314	28661	826
3/2011	M17	W17	TR	117703	511136	277072	521322	28868	372
3/2011	M17	W17	TR	117711	511136	277072	521246	28844	508
3/2011	M17	W17	TR	117711	511136	277072	521322	28868	14
3/2011	M17	W17	TR	117711	513022	338686	521322	28868	12
3/2011	M17	W17	TR	117727	505108	243097	510033	28873	105
3/2011	M17	W17	TR	117727	505108	243097	510041	11661	6
3/2011	M17	W17	TR	117727	505108	243097	523034	384136	45
3/2011	M17	W17	TR	117727	505108	243097	523035	387791	37
3/2011	M17	W17	TR	117749	511136	277072	510041	11661	97
3/2011	M17	W17	TR	117749	511136	277072	521012	40226	25
3/2011	M17	W17	TR	117749	511136	277072	521164	28842	233
3/2011	M17	W17	TR	117749	511136	277072	521168	28834	22
3/2011	M17	W17	TR	117749	511136	277072	521174	28778	26
3/2011	M17	W17	TR	117749	511136	277072	521210	28828	22
3/2011	M17	W17	TR	117749	511136	277072	521238	28836	115
3/2011	M17	W17	TR	117749	511136	277072	521246	28844	23
3/2011	M17	W17	TR	117749	511136	277072	521250	28841	357
3/2011	M17	W17	TR	117749	511136	277072	521266	28702	152

**ANR Pipeline Company  
Transportation Services  
Fuel By Route Analysis**

Reporting Year: *January - December 2011*  
 Production Period: *03/2011*

<u>Production Period</u>	<u>Receipt Segment</u>	<u>Delivery Segment</u>	<u>Service Class</u>	<u>Svc Req Contract</u>	<u>Receipt Location</u>	<u>Receipt Loc Prop</u>	<u>Delivery Location</u>	<u>Delivery Loc Prop</u>	<u>Fuel Quantity</u>
3/2011	MI 7	WI 7	TR	117749	511136	277072	521322	28868	724
3/2011	MI 7	WI 7	TR	117749	511136	277072	521676	100052	856
3/2011	MI 7	WI 7	TR	117749	511136	277072	521786	28798	10
3/2011	MI 7	WI 7	TR	117749	511136	277072	521814	36934	1
3/2011	MI 7	WI 7	TR	117749	511136	277072	523034	384136	356
3/2011	MI 7	WI 7	TR	117755	505038	153808	521316	28831	18
3/2011	MI 7	WI 7	TR	117755	510005	246067	521316	28831	42
3/2011	MI 7	WI 7	TR	117755	511136	277072	521316	28831	106
3/2011	MI 7	WI 7	TR	117902	505108	243097	523034	384136	63
3/2011	MI 7	WI 7	TR	118199	505038	153808	510041	11661	1
3/2011	MI 7	WI 7	TR	118199	505108	243097	510033	28873	92
3/2011	MI 7	WI 7	TR	118199	511136	277072	510033	28873	610
3/2011	MI 7	WI 7	TR	118212	511136	277072	521180	28875	4
3/2011	MI 7	WI 7	TR	118212	511136	277072	521200	28679	5
3/2011	MI 7	WI 7	TR	118212	511136	277072	521208	28780	5
3/2011	MI 7	WI 7	TR	118212	511136	277072	521212	28882	5
3/2011	MI 7	WI 7	TR	118212	511136	277072	521214	40197	34
3/2011	MI 7	WI 7	TR	118212	511136	277072	521218	28865	40
3/2011	MI 7	WI 7	TR	118212	511136	277072	521220	28766	22
3/2011	MI 7	WI 7	TR	118212	511136	277072	521230	28819	9
3/2011	MI 7	WI 7	TR	118212	511136	277072	521240	28759	11
3/2011	MI 7	WI 7	TR	118212	511136	277072	521246	28844	56
3/2011	MI 7	WI 7	TR	118212	511136	277072	521814	36934	60
3/2011	MI 7	WI 7	TR	118217	505038	153808	523035	387791	239
3/2011	MI 7	WI 7	TR	118217	505108	243097	523035	387791	1,271
3/2011	MI 7	WI 7	TR	118217	511136	277072	523035	387791	371
3/2011	MI 7	WI 7	TR	118224	510005	246067	521182	28854	20
3/2011	MI 7	WI 7	TR	118229	510005	246067	523047	444972	36
3/2011	MI 7	WI 7	TS	106539	505038	153808	521172	28846	77
3/2011	MI 7	WI 7	TS	106539	505038	153808	521250	28841	66
3/2011	MI 7	WI 7	TS	106539	505038	153808	521784	28720	165
3/2011	MI 7	WI 7	TS	108864	505038	153808	521392	28730	266
3/2011	MI 7	WI 7	TS	108872	505038	153808	521396	150407	36

**ANR Pipeline Company  
Transportation Services  
Fuel By Route Analysis**

Reporting Year: *January - December 2011*  
Production Period: 03/2011

<u>Production Period</u>	<u>Receipt Segment</u>	<u>Delivery Segment</u>	<u>Service Class</u>	<u>Svc Req Contract</u>	<u>Receipt Location</u>	<u>Receipt Loc Prop</u>	<u>Delivery Location</u>	<u>Delivery Loc Prop</u>	<u>Fuel Quantity</u>
3/2011	ML 0	ML 0	TR	26950	501120	206051	505058	216158	125,019
3/2011	ML 0	ML 0	TR	118246	513000	307110	505058	216158	2,697
3/2011	ML 0	ML 0	TR	118247	513000	307110	505058	216158	337
	<b>Segment</b>								202
3/2011	MW 5	MW 6	TR	114767	513067	696539	521608	171759	<b>3,236</b>
	<b>Segment</b>								372
3/2011	MW 6	MI 7	TR	50	521420	4602	505038	153808	<b>372</b>
3/2011	MW 6	MI 7	TR	750	505014	139246	505038	153808	36
3/2011	MW 6	MI 7	TR	1800	505013	139241	505038	153808	1
3/2011	MW 6	MI 7	TR	108985	505005	139233	505038	153808	239
3/2011	MW 6	MI 7	TR	116422	521482	4741	505038	153808	20
	<b>Segment</b>								68
3/2011	SE 1	ME 2	TR	112842	511164	186900	521044	261572	<b>364</b>
	<b>Segment</b>								265
3/2011	SE 1	ME 3	TR	118015	511164	186900	521626	40184	<b>265</b>
	<b>Segment</b>								57
3/2011	SE 1	MI 7	TR	117930	511164	186900	521932	138744	<b>57</b>
3/2011	SE 1	MI 7	TR	117952	511164	186900	521932	138744	21
3/2011	SE 1	MI 7	TR	117976	511164	186900	521932	138744	217
	<b>Segment</b>								39
3/2011	SE 1	SE 2	TR	113017	512438	40674	505240	217760	<b>277</b>
	<b>Segment</b>								31
3/2011	SE 2	ME 2	TR	104491	505002	103565	521982	283195	<b>31</b>
3/2011	SE 2	ME 2	TR	106309	505002	103565	521594	20666	771
3/2011	SE 2	ME 2	TR	109770	505002	103565	523043	416969	1,195
3/2011	SE 2	ME 2	TR	109770	505264	68285	523043	416969	7,294
3/2011	SE 2	ME 2	TR	109772	505002	103565	523043	416969	70
3/2011	SE 2	ME 2	TR	117748	505002	103565	523043	416969	2,048
3/2011	SE 2	ME 2	TR	117748	505002	103565	521536	20046	465
3/2011	SE 2	ME 2	TR	117748	505002	103565	523066	781395	120

**ANR Pipeline Company  
Transportation Services  
Fuel By Route Analysis**

Reporting Year: January - December 2011  
Production Period: 03/2011

<u>Production Period</u>	<u>Receipt Segment</u>	<u>Delivery Segment</u>	<u>Service Class</u>	<u>Svc Req Contract</u>	<u>Receipt Location</u>	<u>Receipt Loc Prop</u>	<u>Delivery Location</u>	<u>Delivery Loc Prop</u>	<u>Fuel Quantity</u>
3/2011	SE 2	ME 2	TS	102722	505002	103565	505126	267228	508
3/2011	SE 2	ME 2	TS	109197	505002	103565	505060	221444	1,188
	<b>Segment</b>								<b>13,659</b>
3/2011	SE 2	ME 3	TR	108031	505002	103565	521688	153708	2,101
3/2011	SE 2	ME 3	TR	109528	505002	103565	520024	21906	18,679
3/2011	SE 2	ME 3	TR	109950	505002	103565	521638	153767	671
3/2011	SE 2	ME 3	TR	109952	505002	103565	521638	153767	1,007
3/2011	SE 2	ME 3	TR	110703	505002	103565	521620	16118	6,298
3/2011	SE 2	ME 3	TR	111963	505002	103565	521626	40184	6,785
3/2011	SE 2	ME 3	TR	113401	505002	103565	521638	153767	420
3/2011	SE 2	ME 3	TR	113546	505002	103565	521528	4351	4,286
3/2011	SE 2	ME 3	TR	113650	505002	103565	521626	40184	886
3/2011	SE 2	ME 3	TR	114528	505002	103565	505012	139240	12,393
3/2011	SE 2	ME 3	TR	114586	505002	103565	520026	38843	2,862
3/2011	SE 2	ME 3	TR	114588	505002	103565	505238	174721	2,474
3/2011	SE 2	ME 3	TR	115565	505002	103565	505012	139240	7,174
3/2011	SE 2	ME 3	TR	115565	505002	103565	520027	295956	4,412
3/2011	SE 2	ME 3	TR	115565	505002	103565	521010	40186	62
3/2011	SE 2	ME 3	TR	115565	505002	103565	521032	138747	882
3/2011	SE 2	ME 3	TR	115565	505002	103565	521092	4475	6,028
3/2011	SE 2	ME 3	TR	115565	505002	103565	521530	4274	124
3/2011	SE 2	ME 3	TR	115565	505002	103565	521986	277052	207
3/2011	SE 2	ME 3	TR	115565	505002	103565	523038	398767	20
3/2011	SE 2	ME 3	TR	116277	505002	103565	520024	21906	339
3/2011	SE 2	ME 3	TR	116277	505002	103565	520027	295956	2,086
3/2011	SE 2	ME 3	TR	116577	505002	103565	521638	153767	231
3/2011	SE 2	ME 3	TR	116713	505002	103565	521010	40186	199
3/2011	SE 2	ME 3	TR	116713	505002	103565	521528	4351	279
3/2011	SE 2	ME 3	TR	116717	505002	103565	505392	356048	750
3/2011	SE 2	ME 3	TR	116719	505002	103565	505392	356048	1,294
3/2011	SE 2	ME 3	TR	116720	505002	103565	520018	22986	627
3/2011	SE 2	ME 3	TR	116720	505002	103565	520027	295956	966
3/2011	SE 2	ME 3	TR	116720	505002	103565	521620	16118	20

**ANR Pipeline Company  
Transportation Services  
Fuel By Route Analysis**

Reporting Year: *January - December 2011*  
Production Period: **03/2011**

<u>Production Period</u>	<u>Receipt Segment</u>	<u>Delivery Segment</u>	<u>Service Class</u>	<u>Svc Req Contract</u>	<u>Receipt Location</u>	<u>Receipt Loc Prop</u>	<u>Delivery Location</u>	<u>Delivery Loc Prop</u>	<u>Fuel Quantity</u>
3/2011	SE 2	ME 3	TR	116723	505002	103565	521620	16118	1,242
3/2011	SE 2	ME 3	TR	116731	505002	103565	505392	356048	7
3/2011	SE 2	ME 3	TR	116735	505002	103565	505392	356048	111
3/2011	SE 2	ME 3	TR	116735	505002	103565	521620	16118	90
3/2011	SE 2	ME 3	TR	116816	505002	103565	521986	277052	36
3/2011	SE 2	ME 3	TR	117723	505002	103565	520027	295956	106
3/2011	SE 2	ME 3	TR	117748	505002	103565	521092	4475	54
3/2011	SE 2	ME 3	TR	117911	505002	103565	520027	295956	156
3/2011	SE 2	ME 3	TR	117911	505002	103565	521010	40186	707
3/2011	SE 2	ME 3	TR	117911	505002	103565	521534	138745	87
3/2011	SE 2	ME 3	TR	117911	505002	103565	521620	16118	11
3/2011	SE 2	ME 3	TR	117913	505002	103565	520018	22986	1,093
3/2011	SE 2	ME 3	TR	117913	505002	103565	520026	38843	302
3/2011	SE 2	ME 3	TR	117913	505002	103565	520027	295956	341
3/2011	SE 2	ME 3	TR	117968	505002	103565	521626	40184	286
3/2011	SE 2	ME 3	TR	117970	505002	103565	521626	40184	130
3/2011	SE 2	ME 3	TR	118015	505002	103565	521626	40184	124
3/2011	SE 2	ME 3	TR	118025	505002	103565	521626	40184	310
3/2011	SE 2	ME 3	TR	118038	505002	103565	521626	40184	621
3/2011	SE 2	ME 3	TR	118044	505002	103565	521620	16118	1
3/2011	SE 2	ME 3	TR	118045	505002	103565	521626	40184	3
3/2011	SE 2	ME 3	TR	118046	505002	103565	521626	40184	42
3/2011	SE 2	ME 3	TR	118048	505002	103565	521626	40184	80
3/2011	SE 2	ME 3	TR	118050	505002	103565	521620	16118	2
3/2011	SE 2	ME 3	TR	118057	505002	103565	521626	40184	310
3/2011	SE 2	ME 3	TR	118221	505002	103565	521534	138745	1,519
3/2011	SE 2	ME 3	TR	118228	505002	103565	521528	4351	3
3/2011	SE 2	ME 3	TS	109138	505002	103565	505011	139239	628
3/2011	SE 2	ME 3	TS	109157	505002	103565	521568	4280	159
3/2011	SE 2	ME 3	TS	109190	505002	103565	505009	139237	317
	<b>Segment</b>								<b>93,440</b>
3/2011	SE 2	MI 7	TR	106308	505002	103565	505038	153808	26
3/2011	SE 2	MI 7	TR	106456	505002	103565	505038	153808	1,001

**ANR Pipeline Company  
Transportation Services  
Fuel By Route Analysis**

Reporting Year: January - December 2011  
Production Period: 03/2011

<u>Production Period</u>	<u>Receipt Segment</u>	<u>Delivery Segment</u>	<u>Service Class</u>	<u>Svc Req Contract</u>	<u>Receipt Location</u>	<u>Receipt Loc Prop</u>	<u>Delivery Location</u>	<u>Delivery Loc Prop</u>	<u>Fuel Quantity</u>
3/2011	SE 2	M17	TR	106456	505002	103565	521116	42078	668
3/2011	SE 2	M17	TR	109596	505002	103565	505019	139251	403
3/2011	SE 2	M17	TR	111308	505002	103565	505006	139234	837
3/2011	SE 2	M17	TR	112484	505002	103565	521116	42078	3
3/2011	SE 2	M17	TR	112582	505002	103565	505038	153808	12,751
3/2011	SE 2	M17	TR	112582	505002	103565	521008	11616	70,177
3/2011	SE 2	M17	TR	112583	505002	103565	505038	153808	1,848
3/2011	SE 2	M17	TR	112583	505002	103565	521008	11616	22,299
3/2011	SE 2	M17	TR	112909	505002	103565	521622	110850	13,257
3/2011	SE 2	M17	TR	113481	505002	103565	521932	138744	5,814
3/2011	SE 2	M17	TR	113483	505002	103565	505006	139234	992
3/2011	SE 2	M17	TR	113650	505002	103565	521116	42078	14,995
3/2011	SE 2	M17	TR	114166	505002	103565	521030	282436	497
3/2011	SE 2	M17	TR	114166	505264	68285	521030	282436	28
3/2011	SE 2	M17	TR	114490	505002	103565	521008	11616	167
3/2011	SE 2	M17	TR	114490	505002	103565	521116	42078	1,052
3/2011	SE 2	M17	TR	114490	505002	103565	521622	110850	1,787
3/2011	SE 2	M17	TR	114528	505002	103565	505038	153808	3,404
3/2011	SE 2	M17	TR	115565	505002	103565	505038	153808	226
3/2011	SE 2	M17	TR	115621	505002	103565	505038	153808	7
3/2011	SE 2	M17	TR	115824	505002	103565	505019	139251	3,947
3/2011	SE 2	M17	TR	115824	505002	103565	505038	153808	1,753
3/2011	SE 2	M17	TR	115824	505002	103565	521008	11616	664
3/2011	SE 2	M17	TR	115824	505002	103565	521116	42078	5,511
3/2011	SE 2	M17	TR	115824	505002	103565	521636	22992	801
3/2011	SE 2	M17	TR	115940	505002	103565	521106	11747	22,723
3/2011	SE 2	M17	TR	115940	505002	103565	521110	11803	5,177
3/2011	SE 2	M17	TR	115942	505002	103565	521106	11747	10,354
3/2011	SE 2	M17	TR	116277	505002	103565	521014	153852	350
3/2011	SE 2	M17	TR	116277	505002	103565	521074	40470	640
3/2011	SE 2	M17	TR	116713	505002	103565	521116	42078	22
3/2011	SE 2	M17	TR	116717	505002	103565	505020	139252	1,332
3/2011	SE 2	M17	TR	116723	505002	103565	521098	108641	791



**ANR Pipeline Company  
Transportation Services  
Fuel By Route Analysis**

Reporting Year: *January - December 2011*  
 Production Period: 03/2011

<u>Production Period</u>	<u>Receipt Segment</u>	<u>Delivery Segment</u>	<u>Service Class</u>	<u>Svc Req Contract</u>	<u>Receipt Location</u>	<u>Receipt Loc Prop</u>	<u>Delivery Location</u>	<u>Delivery Loc Prop</u>	<u>Fuel Quantity</u>
3/2011	SE 2	MI 7	TR	116729	505002	103565	505020	139252	341
3/2011	SE 2	MI 7	TR	116731	505002	103565	505020	139252	488
3/2011	SE 2	MI 7	TR	117659	505002	103565	505038	153808	1,685
3/2011	SE 2	MI 7	TR	117659	505002	103565	521116	42078	606
3/2011	SE 2	MI 7	TR	117727	505002	103565	521588	40481	240
3/2011	SE 2	MI 7	TR	117759	505002	103565	521008	11616	15,531
3/2011	SE 2	MI 7	TR	117936	505002	103565	521080	138675	49
3/2011	SE 2	MI 7	TR	117936	505002	103565	521932	138744	292
3/2011	SE 2	MI 7	TR	117963	505002	103565	521932	138744	16
3/2011	SE 2	MI 7	TR	117974	505002	103565	521932	138744	8
3/2011	SE 2	MI 7	TR	117980	505002	103565	521080	138675	341
3/2011	SE 2	MI 7	TR	118017	505002	103565	521932	138744	279
3/2011	SE 2	MI 7	TR	118019	505002	103565	521932	138744	279
3/2011	SE 2	MI 7	TR	118033	505002	103565	521932	138744	713
3/2011	SE 2	MI 7	TR	118040	505002	103565	521932	138744	528
3/2011	SE 2	MI 7	TR	118042	505002	103565	521116	42078	720
3/2011	SE 2	MI 7	TR	118044	505002	103565	505038	153808	15
3/2011	SE 2	MI 7	TR	118044	505002	103565	521116	42078	305
3/2011	SE 2	MI 7	TR	118045	505002	103565	505038	153808	14
3/2011	SE 2	MI 7	TR	118045	505002	103565	521116	42078	387
3/2011	SE 2	MI 7	TR	118046	505002	103565	505038	153808	26
3/2011	SE 2	MI 7	TR	118046	505002	103565	521116	42078	987
3/2011	SE 2	MI 7	TR	118048	505002	103565	505038	153808	20
3/2011	SE 2	MI 7	TR	118048	505002	103565	521116	42078	476
3/2011	SE 2	MI 7	TR	118050	505002	103565	505038	153808	4
3/2011	SE 2	MI 7	TR	118050	505002	103565	521116	42078	129
3/2011	SE 2	MI 7	TR	118052	505002	103565	505038	153808	16
3/2011	SE 2	MI 7	TR	118052	505002	103565	521116	42078	483
3/2011	SE 2	MI 7	TR	118154	505002	103565	521116	42078	5,019
3/2011	SE 2	MI 7	TR	118162	505002	103565	521008	11616	15,810
3/2011	SE 2	MI 7	TR	118164	505002	103565	521116	42078	1
3/2011	SE 2	MI 7	TR	118166	505002	103565	521116	42078	17,368
3/2011	SE 2	MI 7	TR	118169	505002	103565	521008	11616	418

**ANR Pipeline Company  
Transportation Services  
Fuel By Route Analysis**

Reporting Year: January - December 2011  
Production Period: 03/2011

<u>Production Period</u>	<u>Receipt Segment</u>	<u>Delivery Segment</u>	<u>Service Class</u>	<u>Svc Req Contract</u>	<u>Receipt Location</u>	<u>Receipt Loc Prop</u>	<u>Delivery Location</u>	<u>Delivery Loc Prop</u>	<u>Fuel Quantity</u>
3/2011	SE 2	M17	TR	118169	505002	103565	521116	42078	4,489
3/2011	SE 2	M17	TR	118189	505002	103565	521116	42078	14,529
3/2011	SE 2	M17	TR	118189	505002	103565	521118	11578	1,002
3/2011	SE 2	M17	TR	118200	505002	103565	521116	42078	10,354
3/2011	SE 2	M17	TR	118208	505002	103565	521116	42078	7,254
3/2011	SE 2	M17	TR	118210	505002	103565	521116	42078	9,152
3/2011	SE 2	M17	TR	118210	505002	103565	521118	11578	1,202
3/2011	SE 2	M17	TR	118214	505002	103565	521098	108641	6,199
3/2011	SE 2	M17	TR	118218	505002	103565	505038	153808	1,096
3/2011	SE 2	M17	TR	118218	505002	103565	521008	11616	5,044
3/2011	SE 2	M17	TR	118218	505002	103565	521116	42078	2,432
3/2011	SE 2	M17	TR	118218	505002	103565	521138	11680	39
3/2011	SE 2	M17	TR	118218	505002	103565	521156	11572	114
3/2011	SE 2	M17	TR	118228	505002	103565	505017	139249	243
3/2011	SE 2	M17	TR	118228	505002	103565	521116	42078	9
3/2011	SE 2	M17	TR	118271	505002	103565	505017	139249	107
<b>Segment</b>									
3/2011	SE 2	SE 1	TR	80287	505002	103565	505042	158587	333,163
3/2011	SE 2	SE 1	TR	80287	505002	103565	505358	345116	14
3/2011	SE 2	SE 1	TR	102610	505002	103565	505358	345116	77
3/2011	SE 2	SE 1	TR	109932	505002	103565	521036	186899	1
3/2011	SE 2	SE 1	TR	110563	505002	103565	522141	314210	108
3/2011	SE 2	SE 1	TR	111285	505002	103565	523064	766185	4
3/2011	SE 2	SE 1	TR	112040	505236	174635	505042	158587	87
3/2011	SE 2	SE 1	TR	112145	505264	68285	505358	345116	8
3/2011	SE 2	SE 1	TR	112189	505002	103565	521036	186899	12
3/2011	SE 2	SE 1	TR	112189	505002	103565	523064	766185	164
3/2011	SE 2	SE 1	TR	112191	505002	103565	521036	186899	33
3/2011	SE 2	SE 1	TR	112191	505002	103565	523064	766185	1,243
3/2011	SE 2	SE 1	TR	112506	505002	103565	521036	186899	27
3/2011	SE 2	SE 1	TR	113012	505002	103565	521036	186899	131
3/2011	SE 2	SE 1	TR	113399	505002	103565	521036	186899	210
3/2011	SE 2	SE 1	TR	113460	505002	103565	521036	186899	50
3/2011	SE 2	SE 1	TR						314

**ANR Pipeline Company  
Transportation Services  
Fuel By Route Analysis**

Reporting Year: January - December 2011  
Production Period: 03/2011

<u>Production Period</u>	<u>Receipt Segment</u>	<u>Delivery Segment</u>	<u>Service Class</u>	<u>Svc Req Contract</u>	<u>Receipt Location</u>	<u>Receipt Loc Prup</u>	<u>Delivery Location</u>	<u>Delivery Loc Prop</u>	<u>Fuel Quantity</u>
3/2011	SE 2	SE 1	TR	113726	505002	103565	523064	766185	103
3/2011	SE 2	SE 1	TR	113727	505002	103565	521036	186899	189
3/2011	SE 2	SE 1	TR	114093	505002	103565	521036	186899	62
3/2011	SE 2	SE 1	TR	114386	505002	103565	521036	186899	569
3/2011	SE 2	SE 1	TR	114586	505002	103565	521036	186899	198
3/2011	SE 2	SE 1	TR	114632	505002	103565	505276	325427	58
3/2011	SE 2	SE 1	TR	114872	505002	103565	521036	186899	499
3/2011	SE 2	SE 1	TR	115503	505264	68285	505358	345116	3
3/2011	SE 2	SE 1	TR	115602	505396	360185	505358	345116	27
3/2011	SE 2	SE 1	TR	115656	505002	103565	521036	186899	194
3/2011	SE 2	SE 1	TR	115726	505002	103565	523064	766185	555
3/2011	SE 2	SE 1	TR	115727	505002	103565	523064	766185	611
3/2011	SE 2	SE 1	TR	116349	505002	103565	521036	186899	59
3/2011	SE 2	SE 1	TR	116349	505002	103565	523064	766185	39
3/2011	SE 2	SE 1	TR	117223	505002	103565	521036	186899	240
3/2011	SE 2	SE 1	TR	117239	505002	103565	521036	186899	918
3/2011	SE 2	SE 1	TR	117321	505002	103565	523064	766185	509
3/2011	SE 2	SE 1	TR	117322	505002	103565	523064	766185	156
3/2011	SE 2	SE 1	TR	117750	505002	103565	521036	186899	465
3/2011	SE 2	SE 1	TR	117750	505002	103565	523064	766185	317
3/2011	SE 2	SE 1	TR	117970	505002	103565	521036	186899	5
	<b>Segment</b>								<b>8,259</b>
3/2011	SE 2	SE 2	TR	80285	505396	360185	520033	140154	2
3/2011	SE 2	SE 2	TR	80285	505396	360185	520034	140153	7
3/2011	SE 2	SE 2	TR	80285	505396	360185	523011	314576	6
3/2011	SE 2	SE 2	TR	80287	505002	103565	520004	10369	20
3/2011	SE 2	SE 2	TR	80287	505002	103565	520006	40317	3
3/2011	SE 2	SE 2	TR	80287	505002	103565	521632	42593	131
3/2011	SE 2	SE 2	TR	80287	505002	103565	523018	322625	120
3/2011	SE 2	SE 2	TR	105508	505002	103565	522130	38295	25
3/2011	SE 2	SE 2	TR	106777	505002	103565	520009	10111	5,456
3/2011	SE 2	SE 2	TR	106777	505002	103565	522130	38295	1,674
3/2011	SE 2	SE 2	TR	106779	505002	103565	505240	217760	620

**ANR Pipeline Company  
Transportation Services  
Fuel By Route Analysis**

Reporting Year: *January - December 2011*  
Production Period: **03/2011**

<u>Production Period</u>	<u>Receipt Segment</u>	<u>Delivery Segment</u>	<u>Service Class</u>	<u>Svc Req Contract</u>	<u>Receipt Location</u>	<u>Receipt Loc Prop</u>	<u>Delivery Location</u>	<u>Delivery Loc Prop</u>	<u>Fuel Quantity</u>
3/2011	SE 2	SE 2	TR	107793	505002	103565	523018	322625	5
3/2011	SE 2	SE 2	TR	109607	505002	103565	520034	140153	93
3/2011	SE 2	SE 2	TR	109798	505002	103565	520033	140154	27
3/2011	SE 2	SE 2	TR	110399	505002	103565	521662	233620	100
3/2011	SE 2	SE 2	TR	110399	505543	1195791	521662	233620	178
3/2011	SE 2	SE 2	TR	110899	505002	103565	522130	38295	1,618
3/2011	SE 2	SE 2	TR	110899	505002	103565	523018	322625	55
3/2011	SE 2	SE 2	TR	112145	505002	103565	520033	140154	279
3/2011	SE 2	SE 2	TR	112145	505002	103565	520034	140153	31
3/2011	SE 2	SE 2	TR	112145	505002	103565	523011	314576	31
3/2011	SE 2	SE 2	TR	112145	505396	360185	520033	140154	62
3/2011	SE 2	SE 2	TR	112189	505002	103565	520004	10369	39
3/2011	SE 2	SE 2	TR	112189	505002	103565	523018	322625	154
3/2011	SE 2	SE 2	TR	112189	505002	103565	523063	742883	138
3/2011	SE 2	SE 2	TR	112191	505002	103565	520004	10369	1,287
3/2011	SE 2	SE 2	TR	112191	505002	103565	523018	322625	21
3/2011	SE 2	SE 2	TR	112191	505002	103565	523063	742883	858
3/2011	SE 2	SE 2	TR	112268	505002	103565	520004	10369	150
3/2011	SE 2	SE 2	TR	112296	505002	103565	520004	10369	240
3/2011	SE 2	SE 2	TR	112296	505002	103565	521662	233620	603
3/2011	SE 2	SE 2	TR	112300	505002	103565	520004	10369	1,356
3/2011	SE 2	SE 2	TR	112300	505002	103565	523018	322625	302
3/2011	SE 2	SE 2	TR	112302	505002	103565	520004	10369	4,192
3/2011	SE 2	SE 2	TR	112506	505002	103565	521662	233620	1,166
3/2011	SE 2	SE 2	TR	112506	505002	103565	523063	742883	112
3/2011	SE 2	SE 2	TR	112832	505002	103565	523018	322625	9
3/2011	SE 2	SE 2	TR	113012	505002	103565	521632	42593	583
3/2011	SE 2	SE 2	TR	113012	505002	103565	523018	322625	310
3/2011	SE 2	SE 2	TR	113122	505002	103565	520034	140153	1,385
3/2011	SE 2	SE 2	TR	113399	505002	103565	520004	10369	3
3/2011	SE 2	SE 2	TR	113399	505002	103565	521632	42593	79
3/2011	SE 2	SE 2	TR	113399	505002	103565	523063	742883	435
3/2011	SE 2	SE 2	TR	113480	505002	103565	523017	322045	1,101

**ANR Pipeline Company  
Transportation Services  
Fuel By Route Analysis**

Reporting Year: January - December 2011  
Production Period: 03/2011

<u>Production Period</u>	<u>Receipt Segment</u>	<u>Delivery Segment</u>	<u>Service Class</u>	<u>Svc Req Contract</u>	<u>Receipt Location</u>	<u>Receipt Loc Prop</u>	<u>Delivery Location</u>	<u>Delivery Loc Prop</u>	<u>Fuel Quantity</u>
3/2011	SE 2	SE 2	TR	113480	505264	68285	523017	322045	256
3/2011	SE 2	SE 2	TR	113490	505002	103565	522106	218538	166
3/2011	SE 2	SE 2	TR	113490	505002	103565	523017	322045	69
3/2011	SE 2	SE 2	TR	113490	505264	68285	522106	218538	259
3/2011	SE 2	SE 2	TR	113490	505264	68285	523017	322045	429
3/2011	SE 2	SE 2	TR	113726	505002	103565	520004	10369	7
3/2011	SE 2	SE 2	TR	113726	505002	103565	523018	322625	498
3/2011	SE 2	SE 2	TR	113727	505002	103565	521632	42593	810
3/2011	SE 2	SE 2	TR	113728	505002	103565	521662	233620	698
3/2011	SE 2	SE 2	TR	114051	505002	103565	505240	217760	31
3/2011	SE 2	SE 2	TR	114222	505002	103565	523063	742883	115
3/2011	SE 2	SE 2	TR	114386	505002	103565	520004	10369	715
3/2011	SE 2	SE 2	TR	114386	505002	103565	523018	322625	188
3/2011	SE 2	SE 2	TR	114872	505002	103565	520004	10369	99
3/2011	SE 2	SE 2	TR	114872	505002	103565	523063	742883	1,288
3/2011	SE 2	SE 2	TR	115455	505002	103565	523018	322625	868
3/2011	SE 2	SE 2	TR	115456	505002	103565	523018	322625	62
3/2011	SE 2	SE 2	TR	115456	505002	103565	523063	742883	57
3/2011	SE 2	SE 2	TR	115457	505002	103565	523018	322625	2
3/2011	SE 2	SE 2	TR	115457	505002	103565	523063	742883	489
3/2011	SE 2	SE 2	TR	115562	505002	103565	523018	322625	452
3/2011	SE 2	SE 2	TR	115602	505002	103565	521632	42593	8
3/2011	SE 2	SE 2	TR	115726	505002	103565	520004	10369	69
3/2011	SE 2	SE 2	TR	115726	505002	103565	523018	322625	740
3/2011	SE 2	SE 2	TR	115726	505002	103565	523063	742883	155
3/2011	SE 2	SE 2	TR	115727	505002	103565	523018	322625	570
3/2011	SE 2	SE 2	TR	116030	505002	103565	521662	233620	121
3/2011	SE 2	SE 2	TR	116041	505002	103565	523063	742883	676
3/2011	SE 2	SE 2	TR	116277	505002	103565	520004	10369	1,168
3/2011	SE 2	SE 2	TR	116277	505002	103565	521002	43613	36
3/2011	SE 2	SE 2	TR	116277	505002	103565	523050	467240	72
3/2011	SE 2	SE 2	TR	116432	505002	103565	522106	218538	78
3/2011	SE 2	SE 2	TR	116432	505002	103565	523017	322045	8



**ANR Pipeline Company  
Transportation Services  
Fuel By Route Analysis**

Reporting Year: January - December 2011  
Production Period: 03/2011

<u>Production Period</u>	<u>Receipt Segment</u>	<u>Delivery Segment</u>	<u>Service Class</u>	<u>Svc Reg Contract</u>	<u>Receipt Location</u>	<u>Receipt Loc Prop</u>	<u>Delivery Location</u>	<u>Delivery Loc Prop</u>	<u>Fuel Quantity</u>
3/2011	SE 3	SE 2	TR	106409	510022	29636	505240	217760	93
3/2011	SE 3	SE 2	TR	109751	510022	29636	505240	217760	124
3/2011	SE 3	SE 2	TR	113581	513017	345117	505240	217760	279
3/2011	SE 3	SE 2	TR	115495	510022	29636	505240	217760	31
	<b>Segment</b>								<b>527</b>
3/2011	SE 4	SE 1	TR	109958	512484	262432	505358	345116	35
3/2011	SE 4	SE 1	TR	109958	512566	145717	505358	345116	61
3/2011	SE 4	SE 1	TR	110502	512566	145717	505358	345116	115
	<b>Segment</b>								<b>211</b>
3/2011	SE 4	SE 2	TR	80285	512484	262432	520033	140154	560
3/2011	SE 4	SE 2	TR	80285	512566	145717	520033	140154	551
3/2011	SE 4	SE 2	TR	80725	512122	31156	520033	140154	31
3/2011	SE 4	SE 2	TR	104805	512232	287617	520004	10369	62
3/2011	SE 4	SE 2	TR	105063	512508	31702	523011	314576	1
3/2011	SE 4	SE 2	TR	105771	505421	388014	520034	140153	31
3/2011	SE 4	SE 2	TR	105787	505460	467811	523011	314576	62
3/2011	SE 4	SE 2	TR	105787	512484	262432	520034	140153	31
3/2011	SE 4	SE 2	TR	107281	512178	31416	520034	140153	31
3/2011	SE 4	SE 2	TR	107291	512168	226833	523011	314576	2
3/2011	SE 4	SE 2	TR	107291	512484	262432	520033	140154	31
3/2011	SE 4	SE 2	TR	108649	512152	31115	520033	140154	25
3/2011	SE 4	SE 2	TR	108649	513073	321545	520034	140153	62
3/2011	SE 4	SE 2	TR	109158	512102	30798	520033	140154	93
3/2011	SE 4	SE 2	TR	109158	512152	31115	520033	140154	25
3/2011	SE 4	SE 2	TR	109158	512168	226833	520033	140154	28
3/2011	SE 4	SE 2	TR	109158	512544	184272	520034	140153	248
3/2011	SE 4	SE 2	TR	109238	512544	184272	520033	140154	31
3/2011	SE 4	SE 2	TR	109726	512484	262432	520004	10369	16
3/2011	SE 4	SE 2	TR	109726	512484	262432	521632	42593	34
3/2011	SE 4	SE 2	TR	109727	512484	262432	520034	140153	155
3/2011	SE 4	SE 2	TR	110501	512566	145717	520033	140154	29
3/2011	SE 4	SE 2	TR	110508	512566	145717	520033	140154	29

**ANR Pipeline Company  
Transportation Services  
Fuel By Route Analysis**

VASCR351

Reporting Year: January - December 2011  
Production Period: 03/2011

<u>Production Period</u>	<u>Receipt Segment</u>	<u>Delivery Segment</u>	<u>Service Class</u>	<u>Svc Req Contract</u>	<u>Receipt Location</u>	<u>Receipt Loc Prop</u>	<u>Delivery Location</u>	<u>Delivery Loc Prop</u>	<u>Fuel Quantity</u>
3/2011	SE 4	SE 2	TR	111476	512566	145717	520033	140154	30
3/2011	SE 4	SE 2	TR	111570	505421	388014	520034	140153	62
3/2011	SE 4	SE 2	TR	112313	505460	467811	520033	140154	90
3/2011	SE 4	SE 2	TR	112313	505460	467811	523011	314576	31
3/2011	SE 4	SE 2	TR	113303	505530	966370	520033	140154	261
3/2011	SE 4	SE 2	TR	113303	505530	966370	523011	314576	24
3/2011	SE 4	SE 2	TR	115354	512484	262432	520033	140154	31
3/2011	SE 4	SE 2	TR	115451	512544	184272	520033	140154	22
3/2011	SE 4	SE 2	TR	115489	513026	362771	520033	140154	31
3/2011	SE 4	SE 2	TR	115489	513070	734750	520033	140154	1
3/2011	SE 4	SE 2	TR	115503	512112	150702	520033	140154	25
3/2011	SE 4	SE 2	TR	115503	512112	150702	520034	140153	1
3/2011	SE 4	SE 2	TR	115503	512112	150702	523011	314576	2
3/2011	SE 4	SE 2	TR	115503	512124	103717	520033	140154	28
3/2011	SE 4	SE 2	TR	115503	512130	263312	520033	140154	15
3/2011	SE 4	SE 2	TR	115551	512204	150713	520034	140153	31
3/2011	SW 3	SW 1	TR	80540	502214	179887	523061	737783	2,853
3/2011	SW 4	ME 3	TR	1650	505003	103702	505008	139236	261
3/2011	SW 4	ME 3	TR	15350	505003	103702	521534	138745	1,426
3/2011	SW 4	ME 3	TR	110505	505003	103702	520024	21906	1,612
3/2011	SW 4	ME 3	TR	110505	505003	103702	520027	295956	65
3/2011	SW 4	ME 3	TR	110506	505003	103702	520027	295956	2,192
3/2011	SW 4	ME 3	TR	110507	505003	103702	520027	295956	489
3/2011	SW 4	ME 3	TR	110885	505003	103702	520015	108796	48
3/2011	SW 4	ME 3	TR	110885	505003	103702	520027	295956	38
3/2011	SW 4	ME 3	TR	110885	505003	103702	521010	40186	38
3/2011	SW 4	ME 3	TR	110885	505003	103702	521528	4351	361
3/2011	SW 4	ME 3	TR	110885	505003	103702	521534	138745	2
3/2011	SW 4	ME 3	TR	110885	505003	103702	521626	40184	47
3/2011	SW 4	ME 3	TR	110889	505003	103702	521620	16118	209
3/2011	SW 4	ME 3	TR	110889	505003	103702	521620	16118	496



**ANR Pipeline Company  
Transportation Services  
Fuel By Route Analysis**

Reporting Year: January - December 2011  
Production Period: 03/2011

<u>Production Period</u>	<u>Receipt Segment</u>	<u>Delivery Segment</u>	<u>Service Class</u>	<u>Svc Req Contract</u>	<u>Receipt Location</u>	<u>Receipt Loc Prop</u>	<u>Delivery Location</u>	<u>Delivery Loc Prop</u>	<u>Fuel Quantity</u>
3/2011	SW 4	ME 3	TR	110948	505003	103702	505007	139235	1,364
3/2011	SW 4	ME 3	TR	110979	505003	103702	520023	28447	489
3/2011	SW 4	ME 3	TR	110979	505003	103702	520024	21906	1,735
3/2011	SW 4	ME 3	TR	112032	505003	103702	521626	40184	321
3/2011	SW 4	ME 3	TR	113056	505003	103702	520024	21906	527
3/2011	SW 4	ME 3	TR	113056	505003	103702	520027	295956	2,411
3/2011	SW 4	ME 3	TR	113056	505003	103702	521010	40186	3,242
3/2011	SW 4	ME 3	TR	113056	505003	103702	521528	4351	1,817
3/2011	SW 4	ME 3	TR	113056	505003	103702	521530	4274	123
3/2011	SW 4	ME 3	TR	113056	505003	103702	521534	138745	4,134
3/2011	SW 4	ME 3	TR	113056	505003	103702	521572	40455	3,440
3/2011	SW 4	ME 3	TR	113056	505003	103702	521576	40189	93
3/2011	SW 4	ME 3	TR	113116	505003	103702	520005	15672	31
3/2011	SW 4	ME 3	TR	114590	505003	103702	520023	28447	10,292
3/2011	SW 4	ME 3	TR	114591	505003	103702	520026	38843	8,618
3/2011	SW 4	ME 3	TR	118220	505003	103702	521534	138745	248
3/2011	SW 4	ME 3	TR	118222	505003	103702	521534	138745	837
<b>Segment</b>									
3/2011	SW 4	MI 7	TR	800	505003	103702	505038	153808	627
3/2011	SW 4	MI 7	TR	104845	505003	103702	505038	153808	1,299
3/2011	SW 4	MI 7	TR	108304	505003	103702	505030	139369	15,159
3/2011	SW 4	MI 7	TR	109422	505003	103702	505018	139250	7,099
3/2011	SW 4	MI 7	TR	109511	505003	103702	521098	108641	132
3/2011	SW 4	MI 7	TR	109511	505003	103702	521104	40849	49,159
3/2011	SW 4	MI 7	TR	109511	505003	103702	521118	11578	354
3/2011	SW 4	MI 7	TR	109511	505003	103702	521122	11751	114
3/2011	SW 4	MI 7	TR	109511	505003	103702	521124	11562	204
3/2011	SW 4	MI 7	TR	109511	505003	103702	521138	11680	171
3/2011	SW 4	MI 7	TR	109511	505003	103702	521142	40477	114
3/2011	SW 4	MI 7	TR	109511	505003	103702	521144	11580	96
3/2011	SW 4	MI 7	TR	109511	505003	103702	521146	11785	174
3/2011	SW 4	MI 7	TR	109511	505003	103702	523052	467243	12
3/2011	SW 4	MI 7	TR	110412	505003	103702	521008	11616	30,229
									<b>46,745</b>

**ANR Pipeline Company  
Transportation Services  
Fuel By Route Analysis**

Reporting Year: January - December 2011  
Production Period: 03/2011

<u>Production Period</u>	<u>Receipt Segment</u>	<u>Delivery Segment</u>	<u>Service Class</u>	<u>Svc Req Contract</u>	<u>Receipt Location</u>	<u>Receipt Loc Prop</u>	<u>Delivery Location</u>	<u>Delivery Loc Prop</u>	<u>Fuel Quantity</u>
3/2011	SW 4	MI 7	TR	110412	505003	103702	521116	42078	120
3/2011	SW 4	MI 7	TR	110505	505003	103702	521098	108641	407
3/2011	SW 4	MI 7	TR	110505	505003	103702	521116	42078	2,891
3/2011	SW 4	MI 7	TR	110506	505003	103702	521116	42078	4,564
3/2011	SW 4	MI 7	TR	110507	505003	103702	521116	42078	10,582
3/2011	SW 4	MI 7	TR	110884	505003	103702	521008	11616	16,802
3/2011	SW 4	MI 7	TR	110884	505003	103702	521014	153852	3,348
3/2011	SW 4	MI 7	TR	110884	505003	103702	521678	140834	5,053
3/2011	SW 4	MI 7	TR	110885	505003	103702	505038	153808	6,287
3/2011	SW 4	MI 7	TR	110885	505003	103702	505108	243097	314
3/2011	SW 4	MI 7	TR	110885	505003	103702	521008	11616	13,880
3/2011	SW 4	MI 7	TR	110885	505003	103702	521074	40470	492
3/2011	SW 4	MI 7	TR	110885	505003	103702	521098	108641	2,391
3/2011	SW 4	MI 7	TR	110885	505003	103702	521116	42078	3,017
3/2011	SW 4	MI 7	TR	110885	505003	103702	521118	11578	4
3/2011	SW 4	MI 7	TR	110885	505003	103702	521138	11680	32
3/2011	SW 4	MI 7	TR	110885	505003	103702	521622	110850	6,596
3/2011	SW 4	MI 7	TR	110885	505003	103702	521670	40468	23
3/2011	SW 4	MI 7	TR	110885	505003	103702	521678	140834	8,356
3/2011	SW 4	MI 7	TR	110885	505003	103702	521690	40892	1,572
3/2011	SW 4	MI 7	TR	110885	505003	103702	521962	139401	16
3/2011	SW 4	MI 7	TR	110889	505003	103702	521118	11578	1,513
3/2011	SW 4	MI 7	TR	110889	505003	103702	521138	11680	4
3/2011	SW 4	MI 7	TR	110889	505003	103702	521670	40468	3,019
3/2011	SW 4	MI 7	TR	110899	505003	103702	505038	153808	597
3/2011	SW 4	MI 7	TR	110899	505003	103702	505415	384818	10,106
3/2011	SW 4	MI 7	TR	110899	505003	103702	521008	11616	147
3/2011	SW 4	MI 7	TR	110899	505003	103702	521074	40470	2,142
3/2011	SW 4	MI 7	TR	110899	505003	103702	521118	11578	265
3/2011	SW 4	MI 7	TR	110899	505003	103702	521142	40477	1,463
3/2011	SW 4	MI 7	TR	110899	505003	103702	521162	11748	2,333
3/2011	SW 4	MI 7	TR	110899	505003	103702	523008	312117	22
3/2011	SW 4	MI 7	TR	110899	505003	103702	523052	467243	2,305

**ANR Pipeline Company  
Transportation Services  
Fuel By Route Analysis**

Reporting Year: *January - December 2011*  
Production Period: *03/2011*

<u>Production Period</u>	<u>Receipt Segment</u>	<u>Delivery Segment</u>	<u>Service Class</u>	<u>Svc Req Contract</u>	<u>Receipt Location</u>	<u>Receipt Loc Prop</u>	<u>Delivery Location</u>	<u>Delivery Loc Prop</u>	<u>Fuel Quantity</u>
3/2011	SW 4	M17	TR	110902	505003	103702	505038	153808	867
3/2011	SW 4	M17	TR	110902	505003	103702	505415	384818	11,627
3/2011	SW 4	M17	TR	110902	505003	103702	521008	11616	5,924
3/2011	SW 4	M17	TR	110902	505003	103702	521098	108641	404
3/2011	SW 4	M17	TR	110902	505003	103702	521118	11578	684
3/2011	SW 4	M17	TR	110902	505003	103702	523008	312117	294
3/2011	SW 4	M17	TR	110942	505003	103702	505006	139234	2,108
3/2011	SW 4	M17	TR	110949	505003	103702	505028	139366	2,108
3/2011	SW 4	M17	TR	110956	505003	103702	505038	153808	651
3/2011	SW 4	M17	TR	110956	505003	103702	521008	11616	9,550
3/2011	SW 4	M17	TR	110956	505003	103702	521030	282436	1,972
3/2011	SW 4	M17	TR	110956	505003	103702	521074	40470	720
3/2011	SW 4	M17	TR	110956	505003	103702	521098	108641	1,302
3/2011	SW 4	M17	TR	110956	505003	103702	521116	42078	3,282
3/2011	SW 4	M17	TR	110956	505003	103702	521118	11578	260
3/2011	SW 4	M17	TR	110956	505003	103702	521122	11751	372
3/2011	SW 4	M17	TR	110956	505003	103702	521138	11680	892
3/2011	SW 4	M17	TR	110956	505003	103702	521144	11580	47
3/2011	SW 4	M17	TR	110956	505003	103702	521156	11572	170
3/2011	SW 4	M17	TR	110956	505003	103702	521622	110850	501
3/2011	SW 4	M17	TR	110956	505003	103702	521670	40468	260
3/2011	SW 4	M17	TR	110979	505003	103702	505108	243097	2
3/2011	SW 4	M17	TR	110979	505003	103702	521008	11616	6
3/2011	SW 4	M17	TR	110979	505003	103702	521116	42078	30,924
3/2011	SW 4	M17	TR	111456	505003	103702	505038	153808	307
3/2011	SW 4	M17	TR	111456	505003	103702	521008	11616	164
3/2011	SW 4	M17	TR	111456	505003	103702	521116	42078	2
3/2011	SW 4	M17	TR	111456	505003	103702	521118	11578	18
3/2011	SW 4	M17	TR	112032	505003	103702	505038	153808	342
3/2011	SW 4	M17	TR	112032	505003	103702	521008	11616	15,146
3/2011	SW 4	M17	TR	112032	505003	103702	521116	42078	263
3/2011	SW 4	M17	TR	112032	505003	103702	521690	40892	28
3/2011	SW 4	M17	TR	112506	505003	103702	521008	11616	14,896

**ANR Pipeline Company  
Transportation Services  
Fuel By Route Analysis**

Reporting Year: January - December 2011  
Production Period: 03/2011

<u>Production Period</u>	<u>Receipt Segment</u>	<u>Delivery Segment</u>	<u>Service Class</u>	<u>Svc Req Contract</u>	<u>Receipt Location</u>	<u>Receipt Loc Prop</u>	<u>Delivery Location</u>	<u>Delivery Loc Prop</u>	<u>Fuel Quantity</u>
3/2011	SW 4	MI 7	TR	112506	505003	103702	521116	42078	5,346
3/2011	SW 4	MI 7	TR	113116	505003	103702	501136	104776	19,840
3/2011	SW 4	MI 7	TR	113116	505003	103702	521008	11616	340
3/2011	SW 4	MI 7	TR	113189	505003	103702	521008	11616	3,981
3/2011	SW 4	MI 7	TR	113189	505003	103702	521116	42078	2,023
3/2011	SW 4	MI 7	TR	113189	505003	103702	521622	110850	119
3/2011	SW 4	MI 7	TR	113189	505003	103702	521636	22992	779
3/2011	SW 4	MI 7	TR	113189	505003	103702	521948	4492	39
3/2011	SW 4	MI 7	TR	113372	505003	103702	505038	153808	532
3/2011	SW 4	MI 7	TR	113372	505003	103702	521008	11616	3,176
3/2011	SW 4	MI 7	TR	113372	505003	103702	521030	282436	1,127
3/2011	SW 4	MI 7	TR	113372	505003	103702	521116	42078	2,003
3/2011	SW 4	MI 7	TR	113533	505003	103702	505038	153808	14
3/2011	SW 4	MI 7	TR	113533	505003	103702	521008	11616	2
3/2011	SW 4	MI 7	TR	114497	505003	103702	521116	42078	1,829
3/2011	SW 4	MI 7	TR	114497	505003	103702	521636	22992	326
3/2011	SW 4	MI 7	TR	114497	505003	103702	521690	40892	489
3/2011	SW 4	MI 7	TR	115043	505003	103702	505108	243097	724
3/2011	SW 4	MI 7	TR	115043	505003	103702	521116	42078	6,869
3/2011	SW 4	MI 7	TR	115269	505003	103702	521080	138675	4,424
3/2011	SW 4	MI 7	TR	116002	505003	103702	505038	153808	2,987
3/2011	SW 4	MI 7	TR	116002	505003	103702	521008	11616	3,235
3/2011	SW 4	MI 7	TR	116002	505003	103702	521074	40470	3,798
3/2011	SW 4	MI 7	TR	116002	505003	103702	521116	42078	117
3/2011	SW 4	MI 7	TR	116002	505003	103702	521118	11578	3,764
3/2011	SW 4	MI 7	TR	116002	505003	103702	521122	11751	378
3/2011	SW 4	MI 7	TR	116002	505003	103702	521124	11562	286
3/2011	SW 4	MI 7	TR	116002	505003	103702	521138	11680	899
3/2011	SW 4	MI 7	TR	116002	505003	103702	521142	40477	2,237
3/2011	SW 4	MI 7	TR	116002	505003	103702	521144	11580	1,472
3/2011	SW 4	MI 7	TR	116002	505003	103702	521146	11785	700
3/2011	SW 4	MI 7	TR	116002	505003	103702	521156	11572	1,432
3/2011	SW 4	MI 7	TR	116002	505003	103702	521160	11590	1,204

**ANR Pipeline Company  
Transportation Services  
Fuel By Route Analysis**

Reporting Year: *January - December 2011*  
Production Period: **03/2011**

<u>Production Period</u>	<u>Receipt Segment</u>	<u>Delivery Segment</u>	<u>Service Class</u>	<u>Svc Req Contract</u>	<u>Receipt Location</u>	<u>Receipt Loc Prop</u>	<u>Delivery Location</u>	<u>Delivery Loc Prop</u>	<u>Fuel Quantity</u>
3/2011	SW 4	MI 7	TR	116002	505003	103702	521162	11748	1,179
3/2011	SW 4	MI 7	TR	116002	505003	103702	521670	40468	5,140
3/2011	SW 4	MI 7	TR	116002	505003	103702	521678	140834	217
3/2011	SW 4	MI 7	TR	116002	505003	103702	521962	139401	878
3/2011	SW 4	MI 7	TR	116002	505003	103702	523052	467243	373
3/2011	SW 4	MI 7	TR	117728	505003	103702	505038	153808	474
3/2011	SW 4	MI 7	TR	117728	505003	103702	521008	11616	3,789
3/2011	SW 4	MI 7	TR	117728	505003	103702	521016	4196	158
3/2011	SW 4	MI 7	TR	117728	505003	103702	521080	138675	158
3/2011	SW 4	MI 7	TR	117728	505003	103702	521116	42078	161
3/2011	SW 4	MI 7	TR	117787	505003	103702	523014	318733	17
3/2011	SW 4	MI 7	TR	118188	505003	103702	505108	243097	1,262
3/2011	SW 4	MI 7	TR	118188	505003	103702	521118	11578	837
3/2011	SW 4	MI 7	TR	118188	505003	103702	521122	11751	988
3/2011	SW 4	MI 7	TR	118188	505003	103702	521124	11562	1,780
3/2011	SW 4	MI 7	TR	118188	505003	103702	521138	11680	1,482
3/2011	SW 4	MI 7	TR	118188	505003	103702	521142	40477	988
3/2011	SW 4	MI 7	TR	118188	505003	103702	521144	11580	832
3/2011	SW 4	MI 7	TR	118188	505003	103702	521146	11785	1,508
3/2011	SW 4	MI 7	TR	118188	505003	103702	523052	467243	104
3/2011	SW 4	MI 7	TR	118213	505003	103702	521098	108641	10,106
3/2011	SW 4	MI 7	TR	118224	505003	103702	505017	139249	21
3/2011	SW 4	MI 7	TR	118224	505003	103702	521116	42078	4
3/2011	SW 4	MI 7	TR	118224	505003	103702	521142	40477	18
3/2011	SW 4	MI 7	TR	118224	505003	103702	521162	11748	11
3/2011	SW 4	MI 7	TR	118224	505003	103702	523052	467243	1
3/2011	SW 4	MI 7	TR	118233	505003	103702	505017	139249	8,696
3/2011	SW 4	MI 7	TR	118233	505003	103702	521008	11616	1
3/2011	SW 4	MI 7	TR	118233	505003	103702	521074	40470	678
3/2011	SW 4	MI 7	TR	118233	505003	103702	521098	108641	256
3/2011	SW 4	MI 7	TR	118233	505003	103702	521116	42078	138
3/2011	SW 4	MI 7	TR	118233	505003	103702	521118	11578	40
3/2011	SW 4	MI 7	TR	118233	505003	103702	521122	11751	627

**ANR Pipeline Company  
Transportation Services  
Fuel By Route Analysis**

Reporting Year: January - December 2011  
Production Period: 03/2011

<u>Production Period</u>	<u>Receipt Segment</u>	<u>Delivery Segment</u>	<u>Service Class</u>	<u>Svc Req Contract</u>	<u>Receipt Location</u>	<u>Receipt Loc Prop</u>	<u>Delivery Location</u>	<u>Delivery Loc Prop</u>	<u>Fuel Quantity</u>
3/2011	SW 4	MI 7	TR	118233	505003	103702	521124	11562	478
3/2011	SW 4	MI 7	TR	118233	505003	103702	521138	11680	312
3/2011	SW 4	MI 7	TR	118233	505003	103702	521142	40477	2
3/2011	SW 4	MI 7	TR	118233	505003	103702	521144	11580	128
3/2011	SW 4	MI 7	TR	118233	505003	103702	521156	11572	4
3/2011	SW 4	MI 7	TR	118233	505003	103702	521162	11748	393
3/2011	SW 4	MI 7	TR	118233	505003	103702	521636	22992	479
3/2011	SW 4	MI 7	TR	118233	505003	103702	521670	40468	130
3/2011	SW 4	MI 7	TR	118233	505003	103702	521942	198847	4,769
3/2011	SW 4	MI 7	TR	118233	505003	103702	523052	467243	347
3/2011	SW 4	MI 7	TR	118258	505003	103702	505017	139249	4,455
3/2011	SW 4	MI 7	TR	118258	505003	103702	521116	42078	74
3/2011	SW 4	MI 7	TR	118258	505003	103702	521120	11795	13
3/2011	SW 4	MI 7	TR	118258	505003	103702	521122	11751	26
3/2011	SW 4	MI 7	TR	118258	505003	103702	521124	11562	9
3/2011	SW 4	MI 7	TR	118258	505003	103702	521140	11749	24
3/2011	SW 4	MI 7	TR	118258	505003	103702	521564	40185	9
3/2011	SW 4	MI 7	TR	118258	505003	103702	521636	22992	39
3/2011	SW 4	MI 7	TR	118258	505003	103702	521670	40468	59
<b>Segment</b>									
3/2011	SW 4	MW 5	TR	200	505003	103702	521600	40285	<b>452,882</b>
3/2011	SW 4	MW 5	TR	110899	505003	103702	521656	284918	31
3/2011	SW 4	MW 5	TR	111657	505003	103702	521656	284918	204
3/2011	SW 4	MW 5	TR	117909	505003	103702	521408	12999	691
3/2011	SW 4	MW 5	TS	109136	505003	103702	521596	5227	91
3/2011	SW 4	MW 5	TS	109149	505003	103702	505015	139247	46
<b>Segment</b>									
3/2011	SW 4	MW 6	TR	1	505003	103702	521420	4602	200
3/2011	SW 4	MW 6	TR	200	505003	103702	505013	139241	<b>1,263</b>
3/2011	SW 4	MW 6	TR	200	505003	103702	521400	13135	403
3/2011	SW 4	MW 6	TR	700	505003	103702	505014	139246	10,443
3/2011	SW 4	MW 6	TR	19750	505003	103702	521440	4616	62
3/2011	SW 4	MW 6	TR						1,581
3/2011	SW 4	MW 6	TR						2,018

**ANR Pipeline Company  
Transportation Services  
Fuel By Route Analysis**

Reporting Year: January - December 2011  
Production Period: 03/2011

<u>Production Period</u>	<u>Receipt Segment</u>	<u>Delivery Segment</u>	<u>Service Class</u>	<u>Svc Req Contract</u>	<u>Receipt Location</u>	<u>Receipt Loc Prop</u>	<u>Delivery Location</u>	<u>Delivery Loc Prop</u>	<u>Fuel Quantity</u>
3/2011	SW 4	MW 6	TR	19750	505228	153722	521440	4616	59
3/2011	SW 4	MW 6	TR	108159	505003	103702	521400	13135	441
3/2011	SW 4	MW 6	TR	108159	505003	103702	521420	4602	204
3/2011	SW 4	MW 6	TR	108409	505003	103702	521482	4741	840
3/2011	SW 4	MW 6	TR	108861	505003	103702	521498	4857	651
3/2011	SW 4	MW 6	TR	108986	505003	103702	505005	139233	1,196
3/2011	SW 4	MW 6	TR	109576	505003	103702	521400	13135	150
3/2011	SW 4	MW 6	TR	109577	505003	103702	521434	4619	47
3/2011	SW 4	MW 6	TR	109577	505003	103702	521436	4561	232
3/2011	SW 4	MW 6	TR	110109	505003	103702	521482	4741	2,996
3/2011	SW 4	MW 6	TR	110185	505003	103702	505013	139241	1,970
3/2011	SW 4	MW 6	TR	110185	505003	103702	521086	103709	300
3/2011	SW 4	MW 6	TR	110185	505003	103702	521470	4738	2,297
3/2011	SW 4	MW 6	TR	110185	505003	103702	521482	4741	879
3/2011	SW 4	MW 6	TR	110291	505003	103702	521438	4614	3,410
3/2011	SW 4	MW 6	TR	110885	505003	103702	521470	4738	394
3/2011	SW 4	MW 6	TR	110899	505003	103702	521470	4738	279
3/2011	SW 4	MW 6	TR	110970	505003	103702	521426	40183	62
3/2011	SW 4	MW 6	TR	110970	505003	103702	521608	171759	49
3/2011	SW 4	MW 6	TR	110979	505003	103702	521914	40412	192
3/2011	SW 4	MW 6	TR	113155	505003	103702	521470	4738	2,976
3/2011	SW 4	MW 6	TR	113372	505003	103702	521432	4691	124
3/2011	SW 4	MW 6	TR	113372	505003	103702	521482	4741	519
3/2011	SW 4	MW 6	TR	113372	505003	103702	521506	3797	31
3/2011	SW 4	MW 6	TR	116236	505003	103702	521438	4614	3,572
3/2011	SW 4	MW 6	TR	116418	505003	103702	521482	4741	155
3/2011	SW 4	MW 6	TR	117062	505003	103702	521420	4602	62
3/2011	SW 4	MW 6	TR	118215	505003	103702	521400	13135	4
3/2011	SW 4	MW 6	TR	118215	505003	103702	521434	4619	15
3/2011	SW 4	MW 6	TR	118215	505003	103702	521482	4741	283
3/2011	SW 4	MW 6	TR	118216	505003	103702	521400	13135	180
3/2011	SW 4	MW 6	TR	118216	505003	103702	521420	4602	427
3/2011	SW 4	MW 6	TR	118224	505003	103702	521434	4619	286

**ANR Pipeline Company  
Transportation Services  
Fuel By Route Analysis**

Reporting Year: January - December 2011  
Production Period: 03/2011

<u>Production Period</u>	<u>Receipt Segment</u>	<u>Delivery Segment</u>	<u>Service Class</u>	<u>Svc Req Contract</u>	<u>Receipt Location</u>	<u>Receipt Loc Prop</u>	<u>Delivery Location</u>	<u>Delivery Loc Prop</u>	<u>Fuel Quantity</u>
3/2011	SW 4	MW 6	TR	118224	505003	103702	521470	4738	37
3/2011	SW 4	MW 6	TR	118224	505003	103702	521482	4741	44
3/2011	SW 4	MW 6	TR	118229	505003	103702	521434	4619	117
3/2011	SW 4	MW 6	TR	118229	505003	103702	521470	4738	19
3/2011	SW 4	MW 6	TR	118229	505003	103702	521482	4741	18
3/2011	SW 4	MW 6	TS	109137	505003	103702	521492	4604	456
3/2011	SW 4	MW 6	TS	109142	505003	103702	521526	3969	91
3/2011	SW 4	MW 6	TS	109143	505003	103702	521430	40195	153
3/2011	SW 4	MW 6	TS	109146	505003	103702	521496	4689	161
3/2011	SW 4	MW 6	TS	109150	505003	103702	505029	139367	552
3/2011	SW 4	MW 6	TS	109150	513042	385402	505029	139367	1,014
3/2011	SW 4	MW 6	TS	109155	505003	103702	521498	4857	31
3/2011	SW 4	MW 6	TS	109163	505003	103702	521502	4747	100
3/2011	SW 4	MW 6	TS	109169	505003	103702	521418	12991	404
3/2011	SW 4	MW 6	TS	109170	505003	103702	521494	4605	401
3/2011	SW 4	MW 6	TS	109171	505003	103702	521428	40193	72
3/2011	SW 4	MW 6	TS	109198	505003	103702	521426	40183	98
3/2011	SW 4	MW 6	TS	109199	505003	103702	521500	4693	160
3/2011	SW 4	MW 6	TS	110863	505003	103702	521608	171759	103
	<b>Segment</b>								<b>43,820</b>
3/2011	SW 4	SW 1	TR	80540	510034	187481	523061	737783	18
3/2011	SW 4	SW 1	TR	80889	505003	103702	522124	158286	59
3/2011	SW 4	SW 1	TR	115728	505003	103702	523060	736566	14
3/2011	SW 4	SW 1	TR	118265	505003	103702	522124	158286	42
	<b>Segment</b>								<b>133</b>
3/2011	SW 4	SW 3	TR	102083	505003	103702	521070	221448	15
	<b>Segment</b>								<b>15</b>
3/2011	SW 4	SW 4	TR	107793	505003	103702	521020	34887	305
3/2011	SW 4	SW 4	TR	108545	505003	103702	521664	174769	20
3/2011	SW 4	SW 4	TR	108545	505228	153722	521664	174769	5
3/2011	SW 4	SW 4	TR	115706	510034	187481	521642	237023	170
3/2011	SW 4	SW 4	TR	115728	505003	103702	521020	34887	82



**ANR Pipeline Company  
Transportation Services  
Fuel By Route Analysis**

Reporting Year: *January - December 2011*  
Production Period: **03/2011**

<u>Production Period</u>	<u>Receipt Segment</u>	<u>Delivery Segment</u>	<u>Service Class</u>	<u>Svc Req Contract</u>	<u>Receipt Location</u>	<u>Receipt Loc Prop</u>	<u>Delivery Location</u>	<u>Delivery Loc Prop</u>	<u>Fuel Quantity</u>
3/2011	SW 4	SW 5	TR	80540	510034	187481	522116	278352	582
<b>Segment</b>									
3/2011	SW 4	W17	TR	800	505003	103702	505025	139257	11,712
3/2011	SW 4	W17	TR	5450	505003	103702	505026	139258	68,324
3/2011	SW 4	W17	TR	104845	505003	103702	505025	139257	5,924
3/2011	SW 4	W17	TR	106460	505003	103702	505021	139253	10,943
3/2011	SW 4	W17	TR	107873	505003	103702	505023	139255	14,849
3/2011	SW 4	W17	TR	107893	505003	103702	505024	139256	7,967
3/2011	SW 4	W17	TR	108181	505003	103702	523032	384134	6,989
3/2011	SW 4	W17	TR	108268	505003	103702	505016	139248	10,106
3/2011	SW 4	W17	TR	108863	505003	103702	521392	28730	403
3/2011	SW 4	W17	TR	109665	505003	103702	521370	28788	155
3/2011	SW 4	W17	TR	110885	505003	103702	510033	28873	546
3/2011	SW 4	W17	TR	110885	505003	103702	510041	11661	5,392
3/2011	SW 4	W17	TR	110902	505003	103702	523035	387791	435
3/2011	SW 4	W17	TR	110956	505003	103702	521250	28841	147
3/2011	SW 4	W17	TR	110956	505003	103702	521266	28702	98
3/2011	SW 4	W17	TR	110970	505003	103702	521784	28720	179
3/2011	SW 4	W17	TR	112883	505003	103702	505024	139256	5,611
3/2011	SW 4	W17	TR	112891	505003	103702	505023	139255	10,168
3/2011	SW 4	W17	TR	112923	505003	103702	505023	139255	15,376
3/2011	SW 4	W17	TR	112924	505003	103702	505024	139256	8,153
3/2011	SW 4	W17	TR	113116	505003	103702	521034	183670	31
3/2011	SW 4	W17	TR	113238	505003	103702	521814	36934	992
3/2011	SW 4	W17	TR	114497	505003	103702	510033	28873	746
3/2011	SW 4	W17	TR	114497	505003	103702	510041	11661	224
3/2011	SW 4	W17	TR	114497	505003	103702	521012	40226	630
3/2011	SW 4	W17	TR	114497	505003	103702	521168	28834	142
3/2011	SW 4	W17	TR	114497	505003	103702	521172	28846	3,401
3/2011	SW 4	W17	TR	114497	505003	103702	521174	28778	475
3/2011	SW 4	W17	TR	114497	505003	103702	521188	28862	370

**ANR Pipeline Company  
Transportation Services  
Fuel By Route Analysis**

Reporting Year: *January - December 2011*  
Production Period: *03/2011*

<u>Production Period</u>	<u>Receipt Segment</u>	<u>Delivery Segment</u>	<u>Service Class</u>	<u>Svc Req Contract</u>	<u>Receipt Location</u>	<u>Receipt Loc Prop</u>	<u>Delivery Location</u>	<u>Delivery Loc Prop</u>	<u>Fuel Quantity</u>
3/2011	SW 4	W1 7	TR	114497	505003	103702	521196	28771	207
3/2011	SW 4	W1 7	TR	114497	505003	103702	521204	28672	277
3/2011	SW 4	W1 7	TR	114497	505003	103702	521210	28828	188
3/2011	SW 4	W1 7	TR	114497	505003	103702	521218	28865	33
3/2011	SW 4	W1 7	TR	114497	505003	103702	521262	36868	230
3/2011	SW 4	W1 7	TR	114497	505003	103702	521266	28702	1,805
3/2011	SW 4	W1 7	TR	114497	505003	103702	521298	28736	58
3/2011	SW 4	W1 7	TR	114497	505003	103702	521314	28661	894
3/2011	SW 4	W1 7	TR	114497	505003	103702	521350	28660	825
3/2011	SW 4	W1 7	TR	114497	505003	103702	521374	28662	356
3/2011	SW 4	W1 7	TR	114497	505003	103702	521784	28720	113
3/2011	SW 4	W1 7	TR	114497	505003	103702	521814	36914	1,127
3/2011	SW 4	W1 7	TR	114497	505003	103702	523034	384136	412
3/2011	SW 4	W1 7	TR	114497	505003	103702	523035	387791	16
3/2011	SW 4	W1 7	TR	115269	505003	103702	505437	395744	14,663
3/2011	SW 4	W1 7	TR	117668	505003	103702	510041	11661	7,533
3/2011	SW 4	W1 7	TR	117728	505003	103702	523034	384136	158
3/2011	SW 4	W1 7	TR	117754	505003	103702	521316	28831	713
3/2011	SW 4	W1 7	TR	118215	505003	103702	521784	28720	48
3/2011	SW 4	W1 7	TR	118224	505003	103702	521182	28854	223
3/2011	SW 4	W1 7	TR	118229	505003	103702	511130	40471	64
3/2011	SW 4	W1 7	TR	118229	505003	103702	521012	40226	99
3/2011	SW 4	W1 7	TR	118229	505003	103702	521168	28834	22
3/2011	SW 4	W1 7	TR	118229	505003	103702	521176	28859	19
3/2011	SW 4	W1 7	TR	118229	505003	103702	521180	28875	37
3/2011	SW 4	W1 7	TR	118229	505003	103702	521182	28854	45
3/2011	SW 4	W1 7	TR	118229	505003	103702	521190	28825	35
3/2011	SW 4	W1 7	TR	118229	505003	103702	521200	28679	55
3/2011	SW 4	W1 7	TR	118229	505003	103702	521208	28780	63
3/2011	SW 4	W1 7	TR	118229	505003	103702	521210	28828	9
3/2011	SW 4	W1 7	TR	118229	505003	103702	521212	28882	36
3/2011	SW 4	W1 7	TR	118229	505003	103702	521218	28865	78
3/2011	SW 4	W1 7	TR	118229	505003	103702	521230	28819	109

**ANR Pipeline Company  
Transportation Services  
Fuel By Route Analysis**

Reporting Year: January - December 2011  
Production Period: 03/2011

<u>Production Period</u>	<u>Receipt Segment</u>	<u>Delivery Segment</u>	<u>Service Class</u>	<u>Svc Req Contract</u>	<u>Receipt Location</u>	<u>Receipt Loc Prop</u>	<u>Delivery Location</u>	<u>Delivery Loc Prop</u>	<u>Fuel Quantity</u>
3/2011	SW 4	W17	TR	118229	505003	103702	521240	28759	26
3/2011	SW 4	W17	TR	118229	505003	103702	521248	28811	9
3/2011	SW 4	W17	TR	118229	505003	103702	521302	28747	9
3/2011	SW 4	W17	TR	118229	505003	103702	521314	28661	71
3/2011	SW 4	W17	TR	118229	505003	103702	521320	28740	9
3/2011	SW 4	W17	TR	118229	505003	103702	521328	28763	207
3/2011	SW 4	W17	TR	118229	505003	103702	521330	28761	86
3/2011	SW 4	W17	TR	118229	505003	103702	521340	28732	18
3/2011	SW 4	W17	TR	118229	505003	103702	521344	28734	18
3/2011	SW 4	W17	TR	118229	505003	103702	521350	28660	99
3/2011	SW 4	W17	TR	118229	505003	103702	521356	28774	35
3/2011	SW 4	W17	TR	118229	505003	103702	521786	28798	24
3/2011	SW 4	W17	TR	118229	505003	103702	521812	40304	72
3/2011	SW 4	W17	TR	118229	505003	103702	523047	444972	408
3/2011	SW 4	W17	TS	108864	505003	103702	521392	28730	267
3/2011	SW 4	W17	TS	108872	505003	103702	521396	150407	341
	<b>Segment</b>								<b>222,737</b>
3/2011	W17	M17	TR	109854	505023	139255	505038	153808	91
3/2011	W17	M17	TR	111481	510006	28808	521008	11616	31
3/2011	W17	M17	TR	111718	510006	28808	521030	282436	31
3/2011	W17	M17	TR	111719	510006	28808	521008	11616	42
3/2011	W17	M17	TR	111721	510006	28808	505038	153808	66
3/2011	W17	M17	TR	111910	510041	11661	505038	153808	46
3/2011	W17	M17	TR	111910	510041	11661	521008	11616	39
3/2011	W17	M17	TR	112059	510006	28808	505038	153808	2
3/2011	W17	M17	TR	112059	510041	11661	505038	153808	101
3/2011	W17	M17	TR	112165	510041	11661	521636	22992	3,782
3/2011	W17	M17	TR	112565	523032	384134	505038	153808	12
3/2011	W17	M17	TR	112835	510006	28808	505038	153808	6
3/2011	W17	M17	TR	113025	510006	28808	521008	11616	36
3/2011	W17	M17	TR	113025	510041	11661	505038	153808	70
3/2011	W17	M17	TR	113025	510041	11661	521080	138675	39
3/2011	W17	M17	TR	113025	510041	11661	521116	42078	59

**ANR Pipeline Company  
Transportation Services  
Fuel By Route Analysis**

Reporting Year: January - December 2011  
Production Period: 03/2011

<u>Production Period</u>	<u>Receipt Segment</u>	<u>Delivery Segment</u>	<u>Service Class</u>	<u>Svc Req Contract</u>	<u>Receipt Location</u>	<u>Receipt Loc Prop</u>	<u>Delivery Location</u>	<u>Delivery Loc Prop</u>	<u>Fuel Quantity</u>
3/2011	W17	MI7	TR	113029	510006	28808	505038	153808	3
3/2011	W17	MI7	TR	113029	510006	28808	521144	11580	37
3/2011	W17	MI7	TR	113029	510041	11661	505038	153808	60
3/2011	W17	MI7	TR	113029	510041	11661	521008	11616	328
3/2011	W17	MI7	TR	113029	510041	11661	521116	42078	14
3/2011	W17	MI7	TR	113029	510041	11661	521144	11580	7
3/2011	W17	MI7	TR	113038	510041	11661	521122	11751	2
3/2011	W17	MI7	TR	113038	510041	11661	521124	11562	1
3/2011	W17	MI7	TR	113038	510041	11661	521162	11748	22
3/2011	W17	MI7	TR	113038	510041	11661	521670	40468	15
3/2011	W17	MI7	TR	113181	510033	28873	505038	153808	40
3/2011	W17	MI7	TR	113181	510033	28873	505108	243097	186
3/2011	W17	MI7	TR	113181	510033	28873	521138	11680	6
3/2011	W17	MI7	TR	113181	510033	28873	521156	11572	35
3/2011	W17	MI7	TR	113363	510033	28873	505038	153808	24
3/2011	W17	MI7	TR	114490	510033	28873	521690	40892	6
3/2011	W17	MI7	TR	114490	510033	28873	523025	338685	49
3/2011	W17	MI7	TR	114671	510033	28873	505038	153808	24
3/2011	W17	MI7	TR	115823	510041	11661	521008	11616	1,187
3/2011	W17	MI7	TR	115828	510006	28808	505038	153808	13
3/2011	W17	MI7	TR	115828	510006	28808	521008	11616	215
3/2011	W17	MI7	TR	115828	510041	11661	521008	11616	2,390
3/2011	W17	MI7	TR	115828	510041	11661	523008	312117	31
3/2011	W17	MI7	TR	116002	510041	11661	505038	153808	6
3/2011	W17	MI7	TR	116021	510006	28808	505038	153808	147
3/2011	W17	MI7	TR	116021	510006	28808	505415	384818	81
3/2011	W17	MI7	TR	116021	510006	28808	521008	11616	45
3/2011	W17	MI7	TR	116021	510006	28808	521118	11578	180
3/2011	W17	MI7	TR	116021	510006	28808	521636	22992	69
3/2011	W17	MI7	TR	116021	510033	28873	505038	153808	17
3/2011	W17	MI7	TR	116021	510033	28873	505108	243097	3
3/2011	W17	MI7	TR	116021	510033	28873	505415	384818	12
3/2011	W17	MI7	TR	116021	510033	28873	521118	11578	8

**ANR Pipeline Company  
Transportation Services  
Fuel By Route Analysis**

Reporting Year: January - December 2011  
Production Period: 03/2011

Production Period	Receipt Segment	Delivery Segment	Service Class	Svc Req Contract	Receipt Location	Receipt Loc Prop	Delivery Location	Delivery Loc Prop	Fuel Quantity
3/2011	W17	MI7	TR	116043	510041	11661	505038	153808	8
3/2011	W17	MI7	TR	116344	510033	28873	505037	139395	558
3/2011	W17	MI7	TR	117602	510033	28873	505108	243097	5
3/2011	W17	MI7	TR	117602	510033	28873	521116	42078	26
3/2011	W17	MI7	TR	117602	510033	28873	521636	22992	11
3/2011	W17	MI7	TR	117602	510033	28873	523025	338685	188
3/2011	W17	MI7	TR	117609	510033	28873	521016	4196	71
3/2011	W17	MI7	TR	117609	510033	28873	523025	338685	180
3/2011	W17	MI7	TR	117610	510033	28873	521116	42078	39
3/2011	W17	MI7	TR	117610	510033	28873	523025	338685	112
3/2011	W17	MI7	TR	117696	510041	11661	521116	42078	3
3/2011	W17	MI7	TR	117902	510033	28873	505038	153808	21
3/2011	W17	MI7	TR	118187	510041	11661	505038	153808	195
3/2011	W17	MI7	TR	118187	510041	11661	521008	11616	150
3/2011	W17	MI7	TR	118187	510041	11661	521030	282436	255
3/2011	W17	MI7	TR	118187	510041	11661	521690	40892	30
3/2011	W17	MI7	TR	118205	510041	11661	521116	42078	720
3/2011	W17	MI7	TR	118226	510041	11661	521098	108641	28
3/2011	W17	MI7	TR	118226	510041	11661	521116	42078	54
3/2011	W17	MI7	TR	118236	510041	11661	521008	11616	3,091
3/2011	W17	MI7	TS	106539	521172	28846	505038	153808	1
3/2011	W17	MI7	TS	106539	521250	28841	505038	153808	25
3/2011	W17	MI7	TS	106539	521784	28720	505038	153808	27
			<b>Segment</b>						<b>15,514</b>
3/2011	W17	W17	TR	106450	510006	28808	505021	139253	55
3/2011	W17	W17	TR	108014	510033	28873	505023	139255	4
3/2011	W17	W17	TR	108246	510006	28808	521262	36868	18
3/2011	W17	W17	TR	108246	510006	28808	523034	384136	31
3/2011	W17	W17	TR	109610	510033	28873	521392	28730	31
3/2011	W17	W17	TR	109893	510033	28873	521676	100052	56
3/2011	W17	W17	TR	109893	510033	28873	523034	384136	25
3/2011	W17	W17	TR	109974	521172	28846	521250	28841	1
3/2011	W17	W17	TR	109974	521172	28846	523034	384136	3

**ANR Pipeline Company  
Transportation Services  
Fuel By Route Analysis**

Reporting Year: *January - December 2011*  
 Production Period: **03/2011**

<u>Production Period</u>	<u>Receipt Segment</u>	<u>Delivery Segment</u>	<u>Service Class</u>	<u>Svc Req Contract</u>	<u>Receipt Location</u>	<u>Receipt Loc Prop</u>	<u>Delivery Location</u>	<u>Delivery Loc Prop</u>	<u>Fuel Quantity</u>
3/2011	W17	W17	TR	109974	521250	28841	523034	384136	1
3/2011	W17	W17	TR	109974	521784	28720	523034	384136	17
3/2011	W17	W17	TR	109974	523034	384136	521172	28846	6
3/2011	W17	W17	TR	109974	523034	384136	521250	28841	42
3/2011	W17	W17	TR	109974	523034	384136	521784	28720	36
3/2011	W17	W17	TR	110204	510041	11661	521012	40226	62
3/2011	W17	W17	TR	111000	510033	28873	521794	28870	62
3/2011	W17	W17	TR	111061	510033	28873	521330	28761	372
3/2011	W17	W17	TR	111067	510033	28873	521172	28846	93
3/2011	W17	W17	TR	111972	510041	11661	521012	40226	155
3/2011	W17	W17	TR	112846	510033	28873	521266	28702	93
3/2011	W17	W17	TR	112958	510033	28873	523047	444972	217
3/2011	W17	W17	TR	113025	510006	28808	521174	28778	2
3/2011	W17	W17	TR	113025	510006	28808	521178	28883	12
3/2011	W17	W17	TR	113025	510006	28808	521186	42139	27
3/2011	W17	W17	TR	113025	510006	28808	521188	28862	10
3/2011	W17	W17	TR	113025	510006	28808	521196	28771	64
3/2011	W17	W17	TR	113025	510006	28808	521246	28844	74
3/2011	W17	W17	TR	113025	510006	28808	521262	36868	14
3/2011	W17	W17	TR	113025	510006	28808	521288	28670	6
3/2011	W17	W17	TR	113025	510006	28808	521314	28661	56
3/2011	W17	W17	TR	113025	510006	28808	521320	28740	2
3/2011	W17	W17	TR	113025	510006	28808	521344	28734	13
3/2011	W17	W17	TR	113025	510006	28808	521676	100052	32
3/2011	W17	W17	TR	113025	510006	28808	521784	28720	50
3/2011	W17	W17	TR	113025	510041	11661	521012	40226	19
3/2011	W17	W17	TR	113025	510041	11661	521168	28834	17
3/2011	W17	W17	TR	113025	510041	11661	521174	28778	12
3/2011	W17	W17	TR	113025	510041	11661	521178	28883	66
3/2011	W17	W17	TR	113025	510041	11661	521186	42139	48
3/2011	W17	W17	TR	113025	510041	11661	521188	28862	31
3/2011	W17	W17	TR	113025	510041	11661	521196	28771	94
3/2011	W17	W17	TR	113025	510041	11661	521210	28828	3

**ANR Pipeline Company  
Transportation Services  
Fuel By Route Analysis**

Reporting Year: January - December 2011  
Production Period: 03/2011

<u>Production Period</u>	<u>Receipt Segment</u>	<u>Delivery Segment</u>	<u>Service Class</u>	<u>Svc Req Contract</u>	<u>Receipt Location</u>	<u>Receipt Loc Prop</u>	<u>Delivery Location</u>	<u>Delivery Loc Prop</u>	<u>Fuel Quantity</u>
3/2011	W17	W17	TR	113025	510041	11661	521246	28844	160
3/2011	W17	W17	TR	113025	510041	11661	521262	36868	33
3/2011	W17	W17	TR	113025	510041	11661	521266	28702	2
3/2011	W17	W17	TR	113025	510041	11661	521298	28736	4
3/2011	W17	W17	TR	113025	510041	11661	521314	28661	241
3/2011	W17	W17	TR	113025	510041	11661	521344	28734	23
3/2011	W17	W17	TR	113025	510041	11661	521676	100052	40
3/2011	W17	W17	TR	113025	510041	11661	521784	28720	68
3/2011	W17	W17	TR	113025	510041	11661	523034	384136	9
3/2011	W17	W17	TR	113041	510041	11661	511130	40471	13
3/2011	W17	W17	TR	113041	510041	11661	521186	42139	4
3/2011	W17	W17	TR	113041	510041	11661	521188	28862	8
3/2011	W17	W17	TR	113041	510041	11661	521314	28661	8
3/2011	W17	W17	TR	113041	510041	11661	521328	28763	10
3/2011	W17	W17	TR	113041	510041	11661	523047	444972	36
3/2011	W17	W17	TR	113181	510033	28873	521266	28702	99
3/2011	W17	W17	TR	113181	510033	28873	523034	384136	162
3/2011	W17	W17	TR	113363	510033	28873	523035	387791	4
3/2011	W17	W17	TR	113364	510006	28808	521266	28702	2,011
3/2011	W17	W17	TR	113364	510006	28808	523034	384136	64
3/2011	W17	W17	TR	113922	510041	11661	521172	28846	31
3/2011	W17	W17	TR	113957	510041	11661	521172	28846	14
3/2011	W17	W17	TR	113969	510041	11661	521172	28846	52
3/2011	W17	W17	TR	113969	510041	11661	521186	42119	4
3/2011	W17	W17	TR	113969	510041	11661	521374	28662	1
3/2011	W17	W17	TR	113969	510041	11661	521814	36934	3
3/2011	W17	W17	TR	113975	510041	11661	521370	28788	30
3/2011	W17	W17	TR	113985	510041	11661	521300	28739	60
3/2011	W17	W17	TR	113987	510041	11661	521204	28672	1
3/2011	W17	W17	TR	113987	510041	11661	521210	28828	4
3/2011	W17	W17	TR	113987	510041	11661	521218	28865	2
3/2011	W17	W17	TR	113987	510041	11661	521298	28736	4
3/2011	W17	W17	TR	113987	510041	11661	521344	28734	3

**ANR Pipeline Company  
Transportation Services  
Fuel By Route Analysis**

VASCR351

Reporting Year: January - December 2011  
Production Period: 03/2011

<u>Production Period</u>	<u>Receipt Segment</u>	<u>Delivery Segment</u>	<u>Service Class</u>	<u>Svc Req Contract</u>	<u>Receipt Location</u>	<u>Receipt Loc Prop</u>	<u>Delivery Location</u>	<u>Delivery Loc Prop</u>	<u>Fuel Quantity</u>
3/2011	W17	W17	TR	113987	510041	11661	521374	28662	4
3/2011	W17	W17	TR	113987	510041	11661	521814	36934	3
3/2011	W17	W17	TR	113988	510041	11661	521298	28736	60
3/2011	W17	W17	TR	113992	510041	11661	521386	174791	31
3/2011	W17	W17	TR	113994	510041	11661	521784	28720	54
3/2011	W17	W17	TR	113998	510041	11661	521200	28679	31
3/2011	W17	W17	TR	113999	510041	11661	521230	28819	31
3/2011	W17	W17	TR	114000	510041	11661	521174	28778	135
3/2011	W17	W17	TR	114002	510041	11661	521248	28811	62
3/2011	W17	W17	TR	114003	510041	11661	521238	28836	31
3/2011	W17	W17	TR	114004	510041	11661	521012	40226	78
3/2011	W17	W17	TR	114005	510041	11661	521676	100052	140
3/2011	W17	W17	TR	114007	510041	11661	521168	28834	368
3/2011	W17	W17	TR	114008	510033	28873	521324	28794	31
3/2011	W17	W17	TR	114009	510033	28873	521178	28883	31
3/2011	W17	W17	TR	114013	510033	28873	523047	444972	124
3/2011	W17	W17	TR	114015	510033	28873	521266	28702	186
3/2011	W17	W17	TR	114490	510033	28873	510041	11661	7
3/2011	W17	W17	TR	114490	510033	28873	521012	40226	2
3/2011	W17	W17	TR	114490	510033	28873	521172	28846	7
3/2011	W17	W17	TR	114490	510033	28873	523034	384136	261
3/2011	W17	W17	TR	114490	510033	28873	523035	387791	321
3/2011	W17	W17	TR	114490	510041	11661	510033	28873	13
3/2011	W17	W17	TR	114490	510041	11661	523034	384136	70
3/2011	W17	W17	TR	114490	510041	11661	523035	387791	128
3/2011	W17	W17	TR	114497	510033	28873	521266	28702	18
3/2011	W17	W17	TR	114497	510033	28873	521314	28661	11
3/2011	W17	W17	TR	114497	510033	28873	521814	36934	9
3/2011	W17	W17	TR	114497	510033	28873	523035	387791	36
3/2011	W17	W17	TR	114497	510041	11661	510033	28873	65
3/2011	W17	W17	TR	114497	510041	11661	523035	387791	34
3/2011	W17	W17	TR	114671	510006	28808	521172	28846	31
3/2011	W17	W17	TR	114671	510006	28808	521266	28702	603



**ANR Pipeline Company  
Transportation Services  
Fuel By Route Analysis**

Reporting Year: January - December 2011  
Production Period: 03/2011

<u>Production Period</u>	<u>Receipt Segment</u>	<u>Delivery Segment</u>	<u>Service Class</u>	<u>Svc Req Contract</u>	<u>Receipt Location</u>	<u>Receipt Loc Prop</u>	<u>Delivery Location</u>	<u>Delivery Loc Prop</u>	<u>Fuel Quantity</u>
3/2011	W17	W17	TR	114671	510033	28873	521266	28702	28
3/2011	W17	W17	TR	114671	510033	28873	523035	387791	4
3/2011	W17	W17	TR	115064	510041	11661	521172	28846	372
3/2011	W17	W17	TR	115064	510041	11661	521310	28743	403
3/2011	W17	W17	TR	115064	510041	11661	521676	100052	558
3/2011	W17	W17	TR	116343	510033	28873	505016	139248	6,665
3/2011	W17	W17	TR	116566	510041	11661	521164	28842	6
3/2011	W17	W17	TR	116566	510041	11661	521318	28829	6
3/2011	W17	W17	TR	116577	510041	11661	521164	28842	4
3/2011	W17	W17	TR	116580	510041	11661	521188	28862	82
3/2011	W17	W17	TR	116580	510041	11661	521190	28825	413
3/2011	W17	W17	TR	116580	510041	11661	521196	28771	8
3/2011	W17	W17	TR	116580	510041	11661	521230	28819	30
3/2011	W17	W17	TR	116580	510041	11661	521370	28788	807
3/2011	W17	W17	TR	116580	510041	11661	521372	11703	4
3/2011	W17	W17	TR	116815	510041	11661	521370	28788	5
3/2011	W17	W17	TR	117598	510041	11661	521172	28846	6
3/2011	W17	W17	TR	117598	510041	11661	521174	28778	1
3/2011	W17	W17	TR	117598	510041	11661	521190	28825	1
3/2011	W17	W17	TR	117598	510041	11661	521204	28672	3
3/2011	W17	W17	TR	117598	510041	11661	521210	28828	2
3/2011	W17	W17	TR	117598	510041	11661	521214	40197	5
3/2011	W17	W17	TR	117598	510041	11661	521226	28881	33
3/2011	W17	W17	TR	117598	510041	11661	521240	28759	8
3/2011	W17	W17	TR	117598	510041	11661	521242	139405	26
3/2011	W17	W17	TR	117598	510041	11661	521298	28736	3
3/2011	W17	W17	TR	117598	510041	11661	521302	28747	9
3/2011	W17	W17	TR	117598	510041	11661	521314	28661	1
3/2011	W17	W17	TR	117598	510041	11661	521318	28829	16
3/2011	W17	W17	TR	117598	510041	11661	521344	28734	11
3/2011	W17	W17	TR	117598	510041	11661	521386	174791	14
3/2011	W17	W17	TR	117598	510041	11661	521392	28730	7
3/2011	W17	W17	TR	117598	510041	11661	521758	28855	19

**ANR Pipeline Company  
Transportation Services  
Fuel By Route Analysis**

VASCR351

Reporting Year: *January - December 2011*  
Production Period: 03/2011

<u>Production Period</u>	<u>Receipt Segment</u>	<u>Delivery Segment</u>	<u>Service Class</u>	<u>Svc Req Contract</u>	<u>Receipt Location</u>	<u>Receipt Loc Prop</u>	<u>Delivery Location</u>	<u>Delivery Loc Prop</u>	<u>Fuel Quantity</u>
3/2011	W17	W17	TR	117598	510041	11661	521814	36934	2
3/2011	W17	W17	TR	117598	510041	11661	523034	384136	1
3/2011	W17	W17	TR	117599	510041	11661	521172	28846	4
3/2011	W17	W17	TR	117602	510033	28873	505026	139258	199
3/2011	W17	W17	TR	117602	510033	28873	510041	11661	100
3/2011	W17	W17	TR	117602	510033	28873	521012	40226	30
3/2011	W17	W17	TR	117602	510033	28873	521172	28846	104
3/2011	W17	W17	TR	117602	510033	28873	521174	28778	53
3/2011	W17	W17	TR	117602	510033	28873	521188	28862	21
3/2011	W17	W17	TR	117602	510033	28873	521196	28771	6
3/2011	W17	W17	TR	117602	510033	28873	521204	28672	5
3/2011	W17	W17	TR	117602	510033	28873	521210	28828	3
3/2011	W17	W17	TR	117602	510033	28873	521262	36868	11
3/2011	W17	W17	TR	117602	510033	28873	521266	28702	66
3/2011	W17	W17	TR	117602	510033	28873	521298	28736	3
3/2011	W17	W17	TR	117602	510033	28873	521314	28661	23
3/2011	W17	W17	TR	117602	510033	28873	521350	28660	31
3/2011	W17	W17	TR	117602	510033	28873	521374	28662	15
3/2011	W17	W17	TR	117602	510033	28873	521784	28720	1
3/2011	W17	W17	TR	117602	510033	28873	521814	36934	42
3/2011	W17	W17	TR	117602	510033	28873	523034	184136	267
3/2011	W17	W17	TR	117602	510033	28873	523035	387791	1
3/2011	W17	W17	TR	117602	510041	11661	505026	139258	53
3/2011	W17	W17	TR	117602	510041	11661	523035	387791	78
3/2011	W17	W17	TR	117609	510033	28873	523035	387791	28
3/2011	W17	W17	TR	117609	510041	11661	523035	387791	62
3/2011	W17	W17	TR	117610	510033	28873	510041	11661	8
3/2011	W17	W17	TR	117610	510033	28873	523035	387791	128
3/2011	W17	W17	TR	117610	510041	11661	510033	28873	48
3/2011	W17	W17	TR	117646	510041	11661	521164	28842	7
3/2011	W17	W17	TR	117648	510041	11661	521250	28841	2
3/2011	W17	W17	TR	117650	510041	11661	521164	28842	9
3/2011	W17	W17	TR	117650	510041	11661	521310	28743	9

**ANR Pipeline Company  
Transportation Services  
Fuel By Route Analysis**

Reporting Year: January - December 2011  
Production Period: 03/2011

<u>Production Period</u>	<u>Receipt Segment</u>	<u>Delivery Segment</u>	<u>Service Class</u>	<u>Svc Req Contract</u>	<u>Receipt Location</u>	<u>Receipt Loc Prop</u>	<u>Delivery Location</u>	<u>Delivery Loc Prop</u>	<u>Fuel Quantity</u>
3/2011	W17	W17	TR	117652	510041	11661	521676	100052	18
3/2011	W17	W17	TR	117696	510041	11661	521314	28661	25
3/2011	W17	W17	TR	117749	510033	28873	521178	28883	15
3/2011	W17	W17	TR	117749	510033	28873	521324	28794	37
3/2011	W17	W17	TR	117749	510041	11661	521178	28883	248
3/2011	W17	W17	TR	117749	510041	11661	521240	28759	45
3/2011	W17	W17	TR	117749	510041	11661	521370	28788	1,136
3/2011	W17	W17	TR	117755	510041	11661	521164	28842	8
3/2011	W17	W17	TR	117755	510041	11661	521316	28831	2
3/2011	W17	W17	TR	117902	510033	28873	523034	384136	21
3/2011	W17	W17	TR	117902	510033	28873	523035	387791	20
<b>Segment</b>									<b>20,811</b>
<b>Total for 03/2011</b>									<b>2,304,172</b>

**ANR Pipeline Company  
Transportation Services  
Fuel By Route Analysis**

Reporting Year: January - December 2011  
Production Period: 04/2011

<u>Production Period</u>	<u>Receipt Segment</u>	<u>Delivery Segment</u>	<u>Service Class</u>	<u>Svc Req Contract</u>	<u>Receipt Location</u>	<u>Receipt Loc Prop</u>	<u>Delivery Location</u>	<u>Delivery Loc Prop</u>	<u>Fuel Quantity</u>
4/2011	ME 2	ME 2	TR	105508	513066	702777	523069	1055519	288
4/2011	ME 2	ME 2	TR	116080	513087	924935	521668	22975	244
	<b>Segment</b>								<b>532</b>
4/2011	ME 2	ME 3	TR	113528	513066	702777	520024	21906	7,760
4/2011	ME 2	ME 3	TR	113528	513066	702777	521626	40184	2
4/2011	ME 2	ME 3	TR	113528	513083	803183	520024	21906	1,647
4/2011	ME 2	ME 3	TR	113528	513084	803184	520024	21906	3,060
4/2011	ME 2	ME 3	TR	116277	513087	924935	520015	108796	1,679
4/2011	ME 2	ME 3	TR	116277	513087	924935	520027	295956	1,621
4/2011	ME 2	ME 3	TR	118242	513054	467676	521010	40186	6
4/2011	ME 2	ME 3	TR	118242	513054	467676	521626	40184	8
4/2011	ME 2	ME 3	TR	118242	513066	702777	521010	40186	2,885
4/2011	ME 2	ME 3	TR	118242	513066	702777	521626	40184	2,890
4/2011	ME 2	ME 3	TR	118374	513084	803184	521626	40184	60
4/2011	ME 2	ME 3	TR	118424	513065	693715	521010	40186	1,919
4/2011	ME 2	ME 3	TR	118424	513065	693715	521534	138745	6
4/2011	ME 2	ME 3	TR	118424	513065	693715	521620	16118	75
4/2011	ME 2	ME 3	TR	118424	513065	693715	521626	40184	1,501
4/2011	ME 2	ME 3	TR	118448	513090	927982	520005	15672	4,224
	<b>Segment</b>								<b>29,343</b>
4/2011	ME 2	MI 7	TR	106308	521594	20666	505038	153808	230
4/2011	ME 2	MI 7	TR	112425	513087	924935	521116	42078	1,374
4/2011	ME 2	MI 7	TR	112425	513087	924935	521634	11566	921
4/2011	ME 2	MI 7	TR	112560	513066	702777	521008	11616	44,745
4/2011	ME 2	MI 7	TR	112586	513066	702777	505038	153808	11,367
4/2011	ME 2	MI 7	TR	112586	513066	702777	521008	11616	6,024
4/2011	ME 2	MI 7	TR	114781	513066	702777	505038	153808	32,037
4/2011	ME 2	MI 7	TR	114781	513066	702777	521008	11616	369
4/2011	ME 2	MI 7	TR	114781	513066	702777	521116	42078	6,508
4/2011	ME 2	MI 7	TR	114781	513066	702777	521634	11566	7,167
4/2011	ME 2	MI 7	TR	116043	513084	803184	521008	11616	347
4/2011	ME 2	MI 7	TR	116043	513090	927982	505038	153808	13

**ANR Pipeline Company  
Transportation Services  
Fuel By Route Analysis**

Reporting Year: January - December 2011  
Production Period: 04/2011

<u>Production Period</u>	<u>Receipt Segment</u>	<u>Delivery Segment</u>	<u>Service Class</u>	<u>Sve Req Contract</u>	<u>Receipt Location</u>	<u>Receipt Loc Prop</u>	<u>Delivery Location</u>	<u>Delivery Loc Prop</u>	<u>Fuel Quantity</u>
4/2011	ME 2	MI 7	TR	116043	513090	927982	521008	11616	93
4/2011	ME 2	MI 7	TR	116043	513090	927982	521634	11566	192
4/2011	ME 2	MI 7	TR	116277	513087	924935	521014	153852	3,687
4/2011	ME 2	MI 7	TR	116277	513087	924935	521932	138744	111
4/2011	ME 2	MI 7	TR	117329	513084	803184	521008	11616	8,596
4/2011	ME 2	MI 7	TR	117330	513084	803184	521116	42078	8,835
4/2011	ME 2	MI 7	TR	117659	513054	467676	505038	153808	85
4/2011	ME 2	MI 7	TR	117659	513054	467676	521116	42078	84
4/2011	ME 2	MI 7	TR	117659	513066	702777	505038	153808	1,577
4/2011	ME 2	MI 7	TR	117659	513066	702777	505108	243097	113
4/2011	ME 2	MI 7	TR	117659	513084	803184	505038	153808	2,157
4/2011	ME 2	MI 7	TR	117659	513084	803184	505108	243097	76
4/2011	ME 2	MI 7	TR	117659	513084	803184	521116	42078	977
4/2011	ME 2	MI 7	TR	117727	513066	702777	521588	40481	3,330
4/2011	ME 2	MI 7	TR	118240	513054	467676	521116	42078	16,215
4/2011	ME 2	MI 7	TR	118240	513066	702777	521116	42078	3,444
4/2011	ME 2	MI 7	TR	118240	513087	924935	521116	42078	7,619
4/2011	ME 2	MI 7	TR	118242	513054	467676	521634	11566	36
4/2011	ME 2	MI 7	TR	118242	513066	702777	521116	42078	2,439
4/2011	ME 2	MI 7	TR	118242	513066	702777	521634	11566	8,388
4/2011	ME 2	MI 7	TR	118252	513084	803184	505038	153808	230
4/2011	ME 2	MI 7	TR	118252	513084	803184	521008	11616	11,027
4/2011	ME 2	MI 7	TR	118252	513084	803184	521116	42078	5,139
4/2011	ME 2	MI 7	TR	118252	513084	803184	521942	198847	5,937
4/2011	ME 2	MI 7	TR	118252	513087	924935	521008	11616	276
4/2011	ME 2	MI 7	TR	118252	513087	924935	521116	42078	84
4/2011	ME 2	MI 7	TR	118255	513084	803184	521008	11616	26,771
4/2011	ME 2	MI 7	TR	118255	513090	927982	521008	11616	7,659
4/2011	ME 2	MI 7	TR	118261	513084	803184	521104	40849	8,046
4/2011	ME 2	MI 7	TR	118261	513084	803184	521116	42078	894
4/2011	ME 2	MI 7	TR	118287	513054	467676	521116	42078	4,402
4/2011	ME 2	MI 7	TR	118287	513054	467676	521634	11566	68
4/2011	ME 2	MI 7	TR	118287	513066	702777	521116	42078	8,940

**ANR Pipeline Company  
Transportation Services  
Fuel By Route Analysis**

Reporting Year: January - December 2011  
Production Period: 04/2011

<u>Production Period</u>	<u>Receipt Segment</u>	<u>Delivery Segment</u>	<u>Service Class</u>	<u>Svc Req Contract</u>	<u>Receipt Location</u>	<u>Receipt Loc Prop</u>	<u>Delivery Location</u>	<u>Delivery Loc Prop</u>	<u>Fuel Quantity</u>
4/2011	ME 2	MI 7	TR	118287	513084	803184	521116	42078	14,743
4/2011	ME 2	MI 7	TR	118287	513084	803184	521634	11566	7,607
4/2011	ME 2	MI 7	TR	118287	513087	924935	521116	42078	20,922
4/2011	ME 2	MI 7	TR	118287	513087	924935	521634	11566	3,226
4/2011	ME 2	MI 7	TR	118289	513084	803184	505038	153808	1,228
4/2011	ME 2	MI 7	TR	118289	513084	803184	521116	42078	9,602
4/2011	ME 2	MI 7	TR	118289	513087	924935	521116	42078	2,600
4/2011	ME 2	MI 7	TR	118289	513090	927982	521116	42078	400
4/2011	ME 2	MI 7	TR	118339	513054	467676	521116	42078	8,940
4/2011	ME 2	MI 7	TR	118339	513087	924935	521116	42078	9,480
4/2011	ME 2	MI 7	TR	118374	513084	803184	521116	42078	8
4/2011	ME 2	MI 7	TR	118374	513084	803184	521948	4492	20
4/2011	ME 2	MI 7	TR	118376	513084	803184	521948	4492	960
4/2011	ME 2	MI 7	TR	118378	513084	803184	521948	4492	132
4/2011	ME 2	MI 7	TR	118417	513087	924935	521116	42078	298
4/2011	ME 2	MI 7	TR	118419	513084	803184	521008	11616	6,718
4/2011	ME 2	MI 7	TR	118419	513084	803184	521116	42078	11,019
4/2011	ME 2	MI 7	TR	118419	513084	803184	521634	11566	685
4/2011	ME 2	MI 7	TR	118421	505226	153719	521116	42078	186
4/2011	ME 2	MI 7	TR	118421	513054	467676	521116	42078	4,768
4/2011	ME 2	MI 7	TR	118421	513065	693715	521116	42078	9,507
4/2011	ME 2	MI 7	TR	118421	513087	924935	521116	42078	2,639
4/2011	ME 2	MI 7	TR	118421	513090	927982	521116	42078	962
4/2011	ME 2	MI 7	TR	118424	513065	693715	505017	139249	6,982
4/2011	ME 2	MI 7	TR	118424	513065	693715	521014	151852	6
4/2011	ME 2	MI 7	TR	118424	513087	924935	505017	139249	7,890
4/2011	ME 2	MI 7	TR	118443	513087	924935	521116	42078	176
4/2011	ME 2	MI 7	TR	118443	513090	927982	521116	42078	9,029
4/2011	ME 2	MI 7	TR	118448	513090	927982	505108	243097	1
4/2011	ME 2	MI 7	TR	118448	513090	927982	521116	42078	12,793
4/2011	ME 2	MI 7	TR	118448	513090	927982	521634	11566	159
4/2011	ME 2	MI 7	TR	118460	513054	467676	521116	42078	1,877
4/2011	ME 2	MI 7	TR	118460	513084	803184	521116	42078	2,750

**ANR Pipeline Company  
Transportation Services  
Fuel By Route Analysis**

Reporting Year: *January - December 2011*  
 Production Period: *04/2011*

<u>Production Period</u>	<u>Receipt Segment</u>	<u>Delivery Segment</u>	<u>Service Class</u>	<u>Svc Req Contract</u>	<u>Receipt Location</u>	<u>Receipt Loc Prop</u>	<u>Delivery Location</u>	<u>Delivery Loc Prop</u>	<u>Fuel Quantity</u>
4/2011	ME 2	W17	TR	112586	513066	702777	523035	387791	462
4/2011	ME 2	W17	TR	115270	513084	803184	505437	395744	745
	<b>Segment</b>								<b>1,207</b>
4/2011	ME 3	ME 3	TR	110885	513085	742252	520027	295956	90
4/2011	ME 3	ME 3	TR	110885	513085	742252	521010	40186	432
4/2011	ME 3	ME 3	TR	110885	513085	742252	521534	138745	800
4/2011	ME 3	ME 3	TR	110885	513085	742252	521626	40184	58
4/2011	ME 3	ME 3	TR	110902	513085	742252	521620	16118	280
4/2011	ME 3	ME 3	TR	111481	510009	138660	520015	108796	50
4/2011	ME 3	ME 3	TR	111481	510009	138660	521092	4475	34
4/2011	ME 3	ME 3	TR	111481	510009	138660	521534	138745	69
4/2011	ME 3	ME 3	TR	111481	510009	138660	521626	40184	2
4/2011	ME 3	ME 3	TR	111481	513085	742252	520015	108796	139
4/2011	ME 3	ME 3	TR	111481	513085	742252	520027	295956	82
4/2011	ME 3	ME 3	TR	111481	513085	742252	521010	40186	1
4/2011	ME 3	ME 3	TR	111481	513085	742252	521092	4475	381
4/2011	ME 3	ME 3	TR	111481	513085	742252	521534	138745	598
4/2011	ME 3	ME 3	TR	111481	513085	742252	521626	40184	28
4/2011	ME 3	ME 3	TR	112085	510008	38224	521032	138747	23
4/2011	ME 3	ME 3	TR	112085	510008	38224	521092	4475	896
4/2011	ME 3	ME 3	TR	112085	510008	38224	521530	4274	16
4/2011	ME 3	ME 3	TR	112085	510008	38224	521986	277052	41
4/2011	ME 3	ME 3	TR	112835	510009	138660	520027	295956	46
4/2011	ME 3	ME 3	TR	113025	513085	742252	521626	40184	9
4/2011	ME 3	ME 3	TR	113120	513085	742252	520027	295956	6
4/2011	ME 3	ME 3	TR	116816	505227	153721	521986	277052	6
	<b>Segment</b>								<b>4,087</b>
4/2011	ME 3	MI 7	TR	1700	505008	139236	505038	153808	101
4/2011	ME 3	MI 7	TR	15400	505032	139374	505038	153808	113
4/2011	ME 3	MI 7	TR	80816	510009	138660	521634	11566	56
4/2011	ME 3	MI 7	TR	80816	510009	138660	521690	40892	563

**ANR Pipeline Company  
Transportation Services  
Fuel By Route Analysis**

VASCR351

Reporting Year: January - December 2011  
Production Period: 04/2011

<u>Production Period</u>	<u>Receipt Segment</u>	<u>Delivery Segment</u>	<u>Service Class</u>	<u>Svc Req Contract</u>	<u>Receipt Location</u>	<u>Receipt Loc Prop</u>	<u>Delivery Location</u>	<u>Delivery Loc Prop</u>	<u>Fuel Quantity</u>
4/2011	ME 3	MI 7	TR	109718	510008	38224	505038	153808	5,078
4/2011	ME 3	MI 7	TR	110885	510008	38224	521116	42078	151
4/2011	ME 3	MI 7	TR	110885	513085	742252	521098	108641	2,190
4/2011	ME 3	MI 7	TR	110885	513085	742252	521116	42078	12,688
4/2011	ME 3	MI 7	TR	110885	513085	742252	521144	11580	452
4/2011	ME 3	MI 7	TR	110885	513085	742252	521622	110850	613
4/2011	ME 3	MI 7	TR	110885	513085	742252	521634	11566	43
4/2011	ME 3	MI 7	TR	110889	510009	138660	521098	108641	60
4/2011	ME 3	MI 7	TR	110889	510009	138660	521116	42078	480
4/2011	ME 3	MI 7	TR	110889	510009	138660	521138	11680	10
4/2011	ME 3	MI 7	TR	110902	513085	742252	521116	42078	5,228
4/2011	ME 3	MI 7	TR	110979	513085	742252	521116	42078	3,074
4/2011	ME 3	MI 7	TR	111288	505007	139235	505038	153808	265
4/2011	ME 3	MI 7	TR	111481	510009	138660	521098	108641	156
4/2011	ME 3	MI 7	TR	111481	510009	138660	521116	42078	275
4/2011	ME 3	MI 7	TR	111481	510009	138660	521138	11680	16
4/2011	ME 3	MI 7	TR	111481	513085	742252	521030	282436	90
4/2011	ME 3	MI 7	TR	111481	513085	742252	521074	40470	39
4/2011	ME 3	MI 7	TR	111481	513085	742252	521098	108641	1,145
4/2011	ME 3	MI 7	TR	111481	513085	742252	521116	42078	2,000
4/2011	ME 3	MI 7	TR	111481	513085	742252	521138	11680	405
4/2011	ME 3	MI 7	TR	111481	513085	742252	521142	40477	11
4/2011	ME 3	MI 7	TR	111481	513085	742252	521144	11580	14
4/2011	ME 3	MI 7	TR	111481	513085	742252	521146	11785	3
4/2011	ME 3	MI 7	TR	111481	513085	742252	521156	11572	22
4/2011	ME 3	MI 7	TR	111481	513085	742252	521158	11581	13
4/2011	ME 3	MI 7	TR	111481	513085	742252	521162	11748	6
4/2011	ME 3	MI 7	TR	111481	513085	742252	521670	40468	3
4/2011	ME 3	MI 7	TR	112085	505012	139240	505038	153808	500
4/2011	ME 3	MI 7	TR	112085	510008	38224	505038	153808	5,735
4/2011	ME 3	MI 7	TR	112835	510009	138660	521030	282436	222
4/2011	ME 3	MI 7	TR	112835	510009	138660	521116	42078	302
4/2011	ME 3	MI 7	TR	112835	513085	742252	521030	282436	254



**ANR Pipeline Company  
Transportation Services  
Fuel By Route Analysis**

Reporting Year: January - December 2011  
 Production Period: 04/2011

<u>Production Period</u>	<u>Receipt Segment</u>	<u>Delivery Segment</u>	<u>Service Class</u>	<u>Svc Req Contract</u>	<u>Receipt Location</u>	<u>Receipt Loc Prop</u>	<u>Delivery Location</u>	<u>Delivery Loc Prop</u>	<u>Fuel Quantity</u>
4/2011	ME 3	MI 7	TR	112835	513085	742252	521116	42078	868
4/2011	ME 3	MI 7	TR	112835	513085	742252	521634	11566	252
4/2011	ME 3	MI 7	TR	113025	513085	742252	521116	42078	2,882
4/2011	ME 3	MI 7	TR	113120	510009	138660	521116	42078	1,042
4/2011	ME 3	MI 7	TR	113120	513085	742252	521030	282436	250
4/2011	ME 3	MI 7	TR	113120	513085	742252	521074	40470	6
4/2011	ME 3	MI 7	TR	113120	513085	742252	521116	42078	6,151
4/2011	ME 3	MI 7	TR	113120	513085	742252	521138	11680	15
4/2011	ME 3	MI 7	TR	113120	513085	742252	521670	40468	1
4/2011	ME 3	MI 7	TR	114021	510009	138660	521634	11566	191
4/2011	ME 3	MI 7	TS	105412	521528	4351	505038	153808	15
4/2011	ME 3	MI 7	TS	114883	521534	138745	505038	153808	246
<b>Segment</b>									
4/2011	MI 7	ME 3	TR	1700	505038	153808	505008	139236	24
4/2011	MI 7	ME 3	TR	15400	505038	153808	505032	139374	24
4/2011	MI 7	ME 3	TR	109956	511136	277072	521638	153767	476
4/2011	MI 7	ME 3	TR	111288	505038	153808	505007	139235	25
4/2011	MI 7	ME 3	TR	112085	505038	153808	505012	139240	2,110
4/2011	MI 7	ME 3	TR	113025	505108	243097	521552	16265	33
4/2011	MI 7	ME 3	TR	113025	505108	243097	521626	40184	35
4/2011	MI 7	ME 3	TR	117577	505108	243097	520015	108796	27
4/2011	MI 7	ME 3	TR	117577	505108	243097	520018	22986	79
4/2011	MI 7	ME 3	TR	117577	505108	243097	520027	295956	18
4/2011	MI 7	ME 3	TR	117577	505108	243097	521534	138745	4
4/2011	MI 7	ME 3	TR	117577	511136	277072	520015	108796	165
4/2011	MI 7	ME 3	TR	117577	511136	277072	520018	22986	520
4/2011	MI 7	ME 3	TR	117577	511136	277072	520027	295956	197
4/2011	MI 7	ME 3	TR	117577	511136	277072	521528	4351	9
4/2011	MI 7	ME 3	TR	117577	511136	277072	521534	138745	24
4/2011	MI 7	ME 3	TR	117627	511136	277072	521638	153767	14
4/2011	MI 7	ME 3	TR	117632	511136	277072	521638	153767	13
4/2011	MI 7	ME 3	TR	118495	505038	153808	521638	153767	3
4/2011	MI 7	ME 3	TR	118495	511136	277072	521638	153767	3

**ANR Pipeline Company  
Transportation Services  
Fuel By Route Analysis**

Reporting Year: January - December 2011  
Production Period: 04/2011

<u>Production Period</u>	<u>Receipt Segment</u>	<u>Delivery Segment</u>	<u>Service Class</u>	<u>Svc Req Contract</u>	<u>Receipt Location</u>	<u>Receipt Loc Prop</u>	<u>Delivery Location</u>	<u>Delivery Loc Prop</u>	<u>Fuel Quantity</u>
4/2011	MI 7	ME 3	TS	105412	505038	153808	521528	4351	22
4/2011	MI 7	ME 3	TS	109190	505038	153808	505009	139237	1
4/2011	MI 7	ME 3	TS	114883	505038	153808	521534	138745	25
<b>Segment</b>									
4/2011	MI 7	MI 7	TR	106450	505108	243097	521116	42078	9
4/2011	MI 7	MI 7	TR	106450	511136	277072	505038	153808	19
4/2011	MI 7	MI 7	TR	106460	505108	243097	505038	153808	114
4/2011	MI 7	MI 7	TR	106561	511158	48644	521116	42078	12
4/2011	MI 7	MI 7	TR	106561	511158	48644	521622	110850	75
4/2011	MI 7	MI 7	TR	106955	511136	277072	505038	153808	7
4/2011	MI 7	MI 7	TR	106966	510035	142182	521138	11680	30
4/2011	MI 7	MI 7	TR	106966	511176	44783	521138	11680	35
4/2011	MI 7	MI 7	TR	106966	511178	40476	521138	11680	40
4/2011	MI 7	MI 7	TR	106966	513023	120743	521138	11680	25
4/2011	MI 7	MI 7	TR	106966	513050	463539	521138	11680	300
4/2011	MI 7	MI 7	TR	107879	513022	338686	505038	153808	1,079
4/2011	MI 7	MI 7	TR	107879	513022	338686	521116	42078	434
4/2011	MI 7	MI 7	TR	107892	513022	338686	505038	153808	31
4/2011	MI 7	MI 7	TR	107895	505108	243097	521008	11616	300
4/2011	MI 7	MI 7	TR	107895	513022	338686	505038	153808	42
4/2011	MI 7	MI 7	TR	107899	513022	338686	505038	153808	421
4/2011	MI 7	MI 7	TR	108412	505108	243097	523008	312117	68
4/2011	MI 7	MI 7	TR	108993	505038	153808	521985	278172	853
4/2011	MI 7	MI 7	TR	108993	505108	243097	505038	153808	303
4/2011	MI 7	MI 7	TR	108993	505230	153728	521985	278172	788
4/2011	MI 7	MI 7	TR	108993	511136	277072	505038	153808	287
4/2011	MI 7	MI 7	TR	109014	505038	153808	505131	295958	1,191
4/2011	MI 7	MI 7	TR	109014	505131	295958	505038	153808	5,099
4/2011	MI 7	MI 7	TR	109024	510005	246067	505038	153808	3,560
4/2011	MI 7	MI 7	TR	109212	511136	277072	505038	153808	907
4/2011	MI 7	MI 7	TR	109212	513022	338686	505038	153808	192
4/2011	MI 7	MI 7	TR	109223	505108	243097	505038	153808	26
4/2011	MI 7	MI 7	TR	109223	510005	246067	505038	153808	668

**ANR Pipeline Company  
Transportation Services  
Fuel By Route Analysis**

Reporting Year: January - December 2011  
Production Period: 04/2011

<u>Production Period</u>	<u>Receipt Segment</u>	<u>Delivery Segment</u>	<u>Service Class</u>	<u>Svc Req Contract</u>	<u>Receipt Location</u>	<u>Receipt Loc Prop</u>	<u>Delivery Location</u>	<u>Delivery Loc Prop</u>	<u>Fuel Quantity</u>
4/2011	MI 7	MI 7	TR	109223	511136	277072	505038	153808	13
4/2011	MI 7	MI 7	TR	109223	513022	338686	505038	153808	39
4/2011	MI 7	MI 7	TR	109422	521122	11751	505038	153808	16
4/2011	MI 7	MI 7	TR	109595	505038	153808	505019	139251	500
4/2011	MI 7	MI 7	TR	109974	505038	153808	521992	40419	35
4/2011	MI 7	MI 7	TR	109974	505108	243097	505038	153808	159
4/2011	MI 7	MI 7	TR	109974	510005	246067	505038	153808	41
4/2011	MI 7	MI 7	TR	109974	511136	277072	505038	153808	123
4/2011	MI 7	MI 7	TR	110016	505230	153728	505038	153808	44
4/2011	MI 7	MI 7	TR	110019	505038	153808	505018	139250	1,678
4/2011	MI 7	MI 7	TR	110885	505038	153808	521690	40892	333
4/2011	MI 7	MI 7	TR	110885	505108	243097	505038	153808	174
4/2011	MI 7	MI 7	TR	110885	505108	243097	521116	42078	147
4/2011	MI 7	MI 7	TR	110885	505108	243097	521634	11566	123
4/2011	MI 7	MI 7	TR	110885	511136	277072	521116	42078	43
4/2011	MI 7	MI 7	TR	110885	511136	277072	521690	40892	107
4/2011	MI 7	MI 7	TR	110889	505123	261474	505038	153808	218
4/2011	MI 7	MI 7	TR	110899	505038	153808	521124	11562	13
4/2011	MI 7	MI 7	TR	110899	511136	277072	505038	153808	11
4/2011	MI 7	MI 7	TR	110899	511136	277072	521008	11616	65
4/2011	MI 7	MI 7	TR	110902	505038	153808	521622	110850	107
4/2011	MI 7	MI 7	TR	110902	505108	243097	505415	384818	660
4/2011	MI 7	MI 7	TR	110902	505108	243097	521116	42078	165
4/2011	MI 7	MI 7	TR	110902	505108	243097	521690	40892	1,259
4/2011	MI 7	MI 7	TR	110902	505222	140358	505137	320550	211
4/2011	MI 7	MI 7	TR	110956	505038	153808	521030	282436	214
4/2011	MI 7	MI 7	TR	110956	521030	282436	505038	153808	55
4/2011	MI 7	MI 7	TR	110979	505038	153808	521116	42078	41
4/2011	MI 7	MI 7	TR	110979	505108	243097	521116	42078	156
4/2011	MI 7	MI 7	TR	110979	505108	243097	521634	11566	90
4/2011	MI 7	MI 7	TR	110979	510005	246067	521116	42078	698
4/2011	MI 7	MI 7	TR	110979	510005	246067	521634	11566	280
4/2011	MI 7	MI 7	TR	110979	511136	277072	521116	42078	634

**ANR Pipeline Company  
Transportation Services  
Fuel By Route Analysis**

Reporting Year: January - December 2011  
Production Period: 04/2011

<u>Production Period</u>	<u>Receipt Segment</u>	<u>Delivery Segment</u>	<u>Service Class</u>	<u>Svc Req Contract</u>	<u>Receipt Location</u>	<u>Receipt Loc Prop</u>	<u>Delivery Location</u>	<u>Delivery Loc Prop</u>	<u>Fuel Quantity</u>
4/2011	MI 7	MI 7	TR	110979	511136	277072	521634	11566	44
4/2011	MI 7	MI 7	TR	111284	505108	243097	505038	153808	21
4/2011	MI 7	MI 7	TR	111284	510029	2610	505038	153808	11
4/2011	MI 7	MI 7	TR	111284	513022	338686	505038	153808	108
4/2011	MI 7	MI 7	TR	111292	505038	153808	505028	139366	14
4/2011	MI 7	MI 7	TR	111297	513022	338686	505038	153808	45
4/2011	MI 7	MI 7	TR	111310	505038	153808	505006	139234	219
4/2011	MI 7	MI 7	TR	111456	505108	243097	521116	42078	99
4/2011	MI 7	MI 7	TR	111456	505108	243097	521634	11566	67
4/2011	MI 7	MI 7	TR	111456	511136	277072	505038	153808	102
4/2011	MI 7	MI 7	TR	111456	511136	277072	521634	11566	245
4/2011	MI 7	MI 7	TR	111456	511136	277072	521690	40892	133
4/2011	MI 7	MI 7	TR	111456	513022	338686	505038	153808	6
4/2011	MI 7	MI 7	TR	111456	513022	338686	521634	11566	36
4/2011	MI 7	MI 7	TR	111481	510005	246067	505038	153808	310
4/2011	MI 7	MI 7	TR	111481	510005	246067	521030	282436	124
4/2011	MI 7	MI 7	TR	111481	521030	282436	505038	153808	7
4/2011	MI 7	MI 7	TR	111493	511144	48642	505033	139382	4,858
4/2011	MI 7	MI 7	TR	111813	510005	246067	505038	153808	66
4/2011	MI 7	MI 7	TR	111910	505108	243097	521008	11616	12
4/2011	MI 7	MI 7	TR	111910	505108	243097	521098	108641	38
4/2011	MI 7	MI 7	TR	111910	505108	243097	521116	42078	9
4/2011	MI 7	MI 7	TR	111910	511136	277072	505038	153808	92
4/2011	MI 7	MI 7	TR	111910	511136	277072	521008	11616	75
4/2011	MI 7	MI 7	TR	111910	511136	277072	521098	108641	742
4/2011	MI 7	MI 7	TR	111928	510005	246067	521116	42078	193
4/2011	MI 7	MI 7	TR	111928	511136	277072	521116	42078	4,683
4/2011	MI 7	MI 7	TR	111973	511158	48644	521124	11562	427
4/2011	MI 7	MI 7	TR	112059	511136	277072	521098	108641	739
4/2011	MI 7	MI 7	TR	112117	510005	246067	505038	153808	39
4/2011	MI 7	MI 7	TR	112117	510005	246067	521116	42078	121
4/2011	MI 7	MI 7	TR	112117	510005	246067	521142	40477	240
4/2011	MI 7	MI 7	TR	112117	510005	246067	521144	11580	90

**ANR Pipeline Company  
Transportation Services  
Fuel By Route Analysis**

Reporting Year: *January - December 2011*  
 Production Period: 04/2011

<u>Production Period</u>	<u>Receipt Segment</u>	<u>Delivery Segment</u>	<u>Service Class</u>	<u>Svc Req Contract</u>	<u>Receipt Location</u>	<u>Receipt Loc Prop</u>	<u>Delivery Location</u>	<u>Delivery Loc Prop</u>	<u>Fuel Quantity</u>
4/2011	MI 7	MI 7	TR	112117	510005	246067	521146	11785	60
4/2011	MI 7	MI 7	TR	112117	510005	246067	521160	11590	480
4/2011	MI 7	MI 7	TR	112117	510005	246067	521162	11748	90
4/2011	MI 7	MI 7	TR	112117	510005	246067	521604	150409	118
4/2011	MI 7	MI 7	TR	112117	510005	246067	521962	139401	30
4/2011	MI 7	MI 7	TR	112117	511162	153853	521962	139401	29
4/2011	MI 7	MI 7	TR	112484	505108	243097	521116	42078	38
4/2011	MI 7	MI 7	TR	112817	505017	139249	505038	153808	179
4/2011	MI 7	MI 7	TR	112817	505038	153808	505017	139249	32
4/2011	MI 7	MI 7	TR	112835	505108	243097	505038	153808	236
4/2011	MI 7	MI 7	TR	112835	505108	243097	521030	282436	42
4/2011	MI 7	MI 7	TR	112835	510005	246067	505038	153808	1,112
4/2011	MI 7	MI 7	TR	112835	510005	246067	521008	11616	128
4/2011	MI 7	MI 7	TR	112835	510005	246067	521030	282436	413
4/2011	MI 7	MI 7	TR	112835	510029	2610	505038	153808	192
4/2011	MI 7	MI 7	TR	112835	510029	2610	521030	282436	91
4/2011	MI 7	MI 7	TR	112835	510029	2610	521634	11566	265
4/2011	MI 7	MI 7	TR	112835	511136	277072	505038	153808	114
4/2011	MI 7	MI 7	TR	112835	511136	277072	521634	11566	49
4/2011	MI 7	MI 7	TR	112923	513022	338686	505038	153808	72
4/2011	MI 7	MI 7	TR	112924	513022	338686	505038	153808	90
4/2011	MI 7	MI 7	TR	113025	505038	153808	521008	11616	10
4/2011	MI 7	MI 7	TR	113025	505108	243097	505038	153808	1,586
4/2011	MI 7	MI 7	TR	113025	505108	243097	521008	11616	968
4/2011	MI 7	MI 7	TR	113025	505108	243097	521014	153852	248
4/2011	MI 7	MI 7	TR	113025	505108	243097	521030	282436	41
4/2011	MI 7	MI 7	TR	113025	505108	243097	521074	40470	117
4/2011	MI 7	MI 7	TR	113025	505108	243097	521116	42078	43
4/2011	MI 7	MI 7	TR	113025	505108	243097	521118	11578	209
4/2011	MI 7	MI 7	TR	113025	505108	243097	521122	11751	22
4/2011	MI 7	MI 7	TR	113025	505108	243097	521124	11562	14
4/2011	MI 7	MI 7	TR	113025	505108	243097	521138	11680	67
4/2011	MI 7	MI 7	TR	113025	505108	243097	521142	40477	3

**ANR Pipeline Company  
Transportation Services  
Fuel By Route Analysis**

Reporting Year: January - December 2011  
Production Period: 04/2011

<u>Production Period</u>	<u>Receipt Segment</u>	<u>Delivery Segment</u>	<u>Service Class</u>	<u>Svc Req Contract</u>	<u>Receipt Location</u>	<u>Receipt Loc Prop</u>	<u>Delivery Location</u>	<u>Delivery Loc Prop</u>	<u>Fuel Quantity</u>
4/2011	MI 7	MI 7	TR	113025	505108	243097	521144	11580	54
4/2011	MI 7	MI 7	TR	113025	505108	243097	521146	11785	2
4/2011	MI 7	MI 7	TR	113025	505108	243097	521154	11574	2
4/2011	MI 7	MI 7	TR	113025	505108	243097	521156	11572	220
4/2011	MI 7	MI 7	TR	113025	505108	243097	521158	11581	427
4/2011	MI 7	MI 7	TR	113025	505108	243097	521670	40468	168
4/2011	MI 7	MI 7	TR	113025	511136	277072	505038	153808	1,306
4/2011	MI 7	MI 7	TR	113025	511136	277072	521008	11616	123
4/2011	MI 7	MI 7	TR	113025	511136	277072	521030	282436	62
4/2011	MI 7	MI 7	TR	113025	511136	277072	521116	42078	48
4/2011	MI 7	MI 7	TR	113025	511136	277072	521118	11578	73
4/2011	MI 7	MI 7	TR	113025	511136	277072	521122	11751	33
4/2011	MI 7	MI 7	TR	113025	511136	277072	521124	11562	57
4/2011	MI 7	MI 7	TR	113026	505038	153808	521634	11566	26
4/2011	MI 7	MI 7	TR	113026	505038	153808	521678	140834	3
4/2011	MI 7	MI 7	TR	113026	510005	246067	505038	153808	1,147
4/2011	MI 7	MI 7	TR	113026	510005	246067	521014	153852	1,181
4/2011	MI 7	MI 7	TR	113026	510005	246067	521074	40470	167
4/2011	MI 7	MI 7	TR	113026	510005	246067	521098	108641	510
4/2011	MI 7	MI 7	TR	113026	510005	246067	521116	42078	1,131
4/2011	MI 7	MI 7	TR	113026	510005	246067	521118	11578	44
4/2011	MI 7	MI 7	TR	113026	510005	246067	521120	11795	6
4/2011	MI 7	MI 7	TR	113026	510005	246067	521122	11751	57
4/2011	MI 7	MI 7	TR	113026	510005	246067	521124	11562	23
4/2011	MI 7	MI 7	TR	113026	510005	246067	521138	11680	3
4/2011	MI 7	MI 7	TR	113026	510005	246067	521140	11749	50
4/2011	MI 7	MI 7	TR	113026	510005	246067	521142	40477	148
4/2011	MI 7	MI 7	TR	113026	510005	246067	521144	11580	19
4/2011	MI 7	MI 7	TR	113026	510005	246067	521146	11785	1
4/2011	MI 7	MI 7	TR	113026	510005	246067	521154	11574	39
4/2011	MI 7	MI 7	TR	113026	510005	246067	521156	11572	28
4/2011	MI 7	MI 7	TR	113026	510005	246067	521162	11748	255
4/2011	MI 7	MI 7	TR	113026	510005	246067	521634	11566	1,675

**ANR Pipeline Company  
Transportation Services  
Fuel By Route Analysis**

Reporting Year: January - December 2011  
Production Period: 04/2011

<u>Production Period</u>	<u>Receipt Segment</u>	<u>Delivery Segment</u>	<u>Service Class</u>	<u>Svc Req Contract</u>	<u>Receipt Location</u>	<u>Receipt Loc Prop</u>	<u>Delivery Location</u>	<u>Delivery Loc Prop</u>	<u>Fuel Quantity</u>
4/2011	MI 7	MI 7	TR	113026	510005	246067	521670	40468	29
4/2011	MI 7	MI 7	TR	113026	510005	246067	521678	140834	1,367
4/2011	MI 7	MI 7	TR	113026	510005	246067	521962	139401	311
4/2011	MI 7	MI 7	TR	113026	511136	277072	505038	153808	99
4/2011	MI 7	MI 7	TR	113026	511136	277072	521634	11566	19
4/2011	MI 7	MI 7	TR	113029	505038	153808	521030	282436	74
4/2011	MI 7	MI 7	TR	113029	511136	277072	505038	153808	21
4/2011	MI 7	MI 7	TR	113029	511136	277072	521008	11616	85
4/2011	MI 7	MI 7	TR	113029	511136	277072	521098	108641	1,602
4/2011	MI 7	MI 7	TR	113029	511136	277072	521962	139401	12
4/2011	MI 7	MI 7	TR	113120	505108	243097	505038	153808	79
4/2011	MI 7	MI 7	TR	113120	505108	243097	521030	282436	16
4/2011	MI 7	MI 7	TR	113120	510005	246067	505038	153808	613
4/2011	MI 7	MI 7	TR	113120	510005	246067	521030	282436	321
4/2011	MI 7	MI 7	TR	113120	510029	2610	505038	153808	110
4/2011	MI 7	MI 7	TR	113120	510029	2610	521030	282436	125
4/2011	MI 7	MI 7	TR	113120	510029	2610	521118	11578	27
4/2011	MI 7	MI 7	TR	113120	510029	2610	521122	11751	27
4/2011	MI 7	MI 7	TR	113120	510029	2610	521124	11562	12
4/2011	MI 7	MI 7	TR	113120	510029	2610	521138	11680	14
4/2011	MI 7	MI 7	TR	113120	510029	2610	521142	40477	5
4/2011	MI 7	MI 7	TR	113120	510029	2610	521144	11580	1
4/2011	MI 7	MI 7	TR	113120	510029	2610	521162	11748	2
4/2011	MI 7	MI 7	TR	113120	510029	2610	521962	139401	41
4/2011	MI 7	MI 7	TR	113120	511136	277072	505038	153808	297
4/2011	MI 7	MI 7	TR	113120	511136	277072	521030	282436	105
4/2011	MI 7	MI 7	TR	113120	511136	277072	521118	11578	199
4/2011	MI 7	MI 7	TR	113120	511136	277072	521122	11751	162
4/2011	MI 7	MI 7	TR	113120	511136	277072	521124	11562	72
4/2011	MI 7	MI 7	TR	113120	511136	277072	521138	11680	126
4/2011	MI 7	MI 7	TR	113120	511136	277072	521142	40477	12
4/2011	MI 7	MI 7	TR	113120	511136	277072	521144	11580	3
4/2011	MI 7	MI 7	TR	113120	511136	277072	521158	11581	4

**ANR Pipeline Company  
Transportation Services  
Fuel By Route Analysis**

Reporting Year: January - December 2011  
 Production Period: 04/2011

<u>Production Period</u>	<u>Receipt Segment</u>	<u>Delivery Segment</u>	<u>Service Class</u>	<u>Svc Req Contract</u>	<u>Receipt Location</u>	<u>Receipt Loc Prop</u>	<u>Delivery Location</u>	<u>Delivery Loc Prop</u>	<u>Fuel Quantity</u>
4/2011	MI 7	MI 7	TR	113120	521030	282436	505038	153808	88
4/2011	MI 7	MI 7	TR	113185	510005	246067	505038	153808	748
4/2011	MI 7	MI 7	TR	113186	511136	277072	505038	153808	976
4/2011	MI 7	MI 7	TR	113189	505108	243097	521116	42078	2
4/2011	MI 7	MI 7	TR	113189	511136	277072	521008	11616	37
4/2011	MI 7	MI 7	TR	113189	511136	277072	521116	42078	3
4/2011	MI 7	MI 7	TR	113189	511136	277072	521634	11566	35
4/2011	MI 7	MI 7	TR	113192	511136	277072	505038	153808	46
4/2011	MI 7	MI 7	TR	113192	511136	277072	521116	42078	455
4/2011	MI 7	MI 7	TR	113192	511136	277072	521144	11580	883
4/2011	MI 7	MI 7	TR	113192	511180	139232	505038	153808	2
4/2011	MI 7	MI 7	TR	113192	511180	139232	521116	42078	25
4/2011	MI 7	MI 7	TR	113192	511180	139232	521144	11580	29
4/2011	MI 7	MI 7	TR	113357	505108	243097	505038	153808	210
4/2011	MI 7	MI 7	TR	113357	505415	384818	505137	320550	42
4/2011	MI 7	MI 7	TR	113372	510005	246067	521030	282436	2
4/2011	MI 7	MI 7	TR	113372	510029	2610	505038	153808	9
4/2011	MI 7	MI 7	TR	113372	510029	2610	521030	282436	5
4/2011	MI 7	MI 7	TR	113372	511136	277072	505038	153808	46
4/2011	MI 7	MI 7	TR	113372	511136	277072	521030	282436	22
4/2011	MI 7	MI 7	TR	113372	511136	277072	521634	11566	8
4/2011	MI 7	MI 7	TR	113450	505108	243097	521634	11566	82
4/2011	MI 7	MI 7	TR	113450	510005	246067	505038	153808	1
4/2011	MI 7	MI 7	TR	113450	510005	246067	521634	11566	82
4/2011	MI 7	MI 7	TR	113450	511136	277072	521634	11566	128
4/2011	MI 7	MI 7	TR	113450	511136	277072	521690	40892	166
4/2011	MI 7	MI 7	TR	113450	511154	48641	521634	11566	37
4/2011	MI 7	MI 7	TR	113450	513022	338686	505038	153808	2
4/2011	MI 7	MI 7	TR	113450	513022	338686	521690	40892	581
4/2011	MI 7	MI 7	TR	113498	511158	48644	505038	153808	40
4/2011	MI 7	MI 7	TR	113532	505038	153808	521008	11616	48
4/2011	MI 7	MI 7	TR	113532	511158	48644	505038	153808	19
4/2011	MI 7	MI 7	TR	113709	505108	243097	505038	153808	1,230



**ANR Pipeline Company  
Transportation Services  
Fuel By Route Analysis**

Reporting Year: January - December 2011  
Production Period: 04/2011

<u>Production Period</u>	<u>Receipt Segment</u>	<u>Delivery Segment</u>	<u>Service Class</u>	<u>Svc Req Contract</u>	<u>Receipt Location</u>	<u>Receipt Loc Prop</u>	<u>Delivery Location</u>	<u>Delivery Loc Prop</u>	<u>Fuel Quantity</u>
4/2011	MI 7	MI 7	TR	113709	510005	246067	505038	153808	1,106
4/2011	MI 7	MI 7	TR	114021	505038	153808	521116	42078	80
4/2011	MI 7	MI 7	TR	114021	505108	243097	505038	153808	1
4/2011	MI 7	MI 7	TR	114021	505108	243097	521634	11566	56
4/2011	MI 7	MI 7	TR	114021	510005	246067	521116	42078	4
4/2011	MI 7	MI 7	TR	114021	510005	246067	521634	11566	96
4/2011	MI 7	MI 7	TR	114021	511136	277072	521634	11566	244
4/2011	MI 7	MI 7	TR	114021	513022	338686	521634	11566	498
4/2011	MI 7	MI 7	TR	114122	511158	48644	521124	11562	307
4/2011	MI 7	MI 7	TR	114132	505108	243097	505038	153808	100
4/2011	MI 7	MI 7	TR	114132	505108	243097	521030	282436	14
4/2011	MI 7	MI 7	TR	114132	505108	243097	521116	42078	17
4/2011	MI 7	MI 7	TR	114132	505108	243097	521634	11566	123
4/2011	MI 7	MI 7	TR	114132	510005	246067	505038	153808	757
4/2011	MI 7	MI 7	TR	114132	510005	246067	521030	282436	327
4/2011	MI 7	MI 7	TR	114132	510005	246067	521116	42078	51
4/2011	MI 7	MI 7	TR	114132	510005	246067	521634	11566	147
4/2011	MI 7	MI 7	TR	114132	510029	2610	505038	153808	55
4/2011	MI 7	MI 7	TR	114132	510029	2610	521030	282436	55
4/2011	MI 7	MI 7	TR	114132	511136	277072	505038	153808	1,055
4/2011	MI 7	MI 7	TR	114132	511136	277072	521030	282436	452
4/2011	MI 7	MI 7	TR	114132	511136	277072	521116	42078	1
4/2011	MI 7	MI 7	TR	114132	511136	277072	521634	11566	87
4/2011	MI 7	MI 7	TR	114132	521030	282436	505038	153808	46
4/2011	MI 7	MI 7	TR	114166	505038	153808	521030	282436	262
4/2011	MI 7	MI 7	TR	114166	505230	153728	521030	282436	46
4/2011	MI 7	MI 7	TR	114166	521030	282436	505038	153808	164
4/2011	MI 7	MI 7	TR	114497	505038	153808	521014	153852	12
4/2011	MI 7	MI 7	TR	114497	505038	153808	521156	11572	1
4/2011	MI 7	MI 7	TR	114497	505038	153808	521690	40892	213
4/2011	MI 7	MI 7	TR	114497	505108	243097	521116	42078	51
4/2011	MI 7	MI 7	TR	114497	505108	243097	521138	11680	3
4/2011	MI 7	MI 7	TR	114497	505108	243097	521156	11572	5

**ANR Pipeline Company  
Transportation Services  
Fuel By Route Analysis**

Reporting Year: January - December 2011  
Production Period: 04/2011

Production Period	Receipt Segment	Delivery Segment	Service Class	Svc Req Contract	Receipt Location	Receipt Loc Prop	Delivery Location	Delivery Loc Prop	Fuel Quantity
4/2011	MI 7	MI 7	TR	114497	505108	243097	521622	110850	83
4/2011	MI 7	MI 7	TR	114497	505108	243097	521634	11566	3
4/2011	MI 7	MI 7	TR	114497	511158	48644	505038	153808	2
4/2011	MI 7	MI 7	TR	114497	511158	48644	521014	153852	571
4/2011	MI 7	MI 7	TR	114497	511158	48644	521016	4196	3
4/2011	MI 7	MI 7	TR	114497	511158	48644	521074	40470	25
4/2011	MI 7	MI 7	TR	114497	511158	48644	521118	11578	83
4/2011	MI 7	MI 7	TR	114497	511158	48644	521122	11751	41
4/2011	MI 7	MI 7	TR	114497	511158	48644	521124	11562	159
4/2011	MI 7	MI 7	TR	114497	511158	48644	521132	11563	21
4/2011	MI 7	MI 7	TR	114497	511158	48644	521138	11680	407
4/2011	MI 7	MI 7	TR	114497	511158	48644	521142	40477	61
4/2011	MI 7	MI 7	TR	114497	511158	48644	521144	11580	21
4/2011	MI 7	MI 7	TR	114497	511158	48644	521146	11785	69
4/2011	MI 7	MI 7	TR	114497	511158	48644	521154	11574	76
4/2011	MI 7	MI 7	TR	114497	511158	48644	521156	11572	137
4/2011	MI 7	MI 7	TR	114497	511158	48644	521158	11581	6
4/2011	MI 7	MI 7	TR	114497	511158	48644	521162	11748	131
4/2011	MI 7	MI 7	TR	114497	511158	48644	521634	11566	217
4/2011	MI 7	MI 7	TR	114497	511158	48644	521670	40468	34
4/2011	MI 7	MI 7	TR	114497	511158	48644	521690	40892	137
4/2011	MI 7	MI 7	TR	114497	511158	48644	523025	338685	11
4/2011	MI 7	MI 7	TR	114532	505038	153808	521030	282436	35
4/2011	MI 7	MI 7	TR	114532	510005	246067	505038	153808	42
4/2011	MI 7	MI 7	TR	114532	510005	246067	521030	282436	50
4/2011	MI 7	MI 7	TR	114532	510029	2610	505038	153808	82
4/2011	MI 7	MI 7	TR	114532	510029	2610	521030	282436	39
4/2011	MI 7	MI 7	TR	114532	511136	277072	505038	153808	104
4/2011	MI 7	MI 7	TR	114532	511136	277072	521030	282436	39
4/2011	MI 7	MI 7	TR	114532	521030	282436	505038	153808	65
4/2011	MI 7	MI 7	TR	114567	505038	153808	505137	320550	571
4/2011	MI 7	MI 7	TR	114567	505222	140358	505137	320550	271
4/2011	MI 7	MI 7	TR	114567	505230	153728	505137	320550	735

**ANR Pipeline Company  
Transportation Services  
Fuel By Route Analysis**

Reporting Year: January - December 2011  
 Production Period: 04/2011

<u>Production Period</u>	<u>Receipt Segment</u>	<u>Delivery Segment</u>	<u>Service Class</u>	<u>Sve Req Contract</u>	<u>Receipt Location</u>	<u>Receipt Loc Prop</u>	<u>Delivery Location</u>	<u>Delivery Loc Prop</u>	<u>Fuel Quantity</u>
4/2011	MI 7	MI 7	TR	115064	510005	246067	505038	153808	172
4/2011	MI 7	MI 7	TR	115064	510005	246067	521116	42078	89
4/2011	MI 7	MI 7	TR	115064	510005	246067	521604	150409	1,464
4/2011	MI 7	MI 7	TR	115064	510005	246067	521634	11566	9
4/2011	MI 7	MI 7	TR	115064	510005	246067	521962	139401	2
4/2011	MI 7	MI 7	TR	115066	505108	243097	505038	153808	99
4/2011	MI 7	MI 7	TR	115066	510005	246067	505038	153808	190
4/2011	MI 7	MI 7	TR	115066	510029	2610	505038	153808	25
4/2011	MI 7	MI 7	TR	115066	511136	277072	505038	153808	66
4/2011	MI 7	MI 7	TR	115211	505038	153808	521604	150409	147
4/2011	MI 7	MI 7	TR	115211	521604	150409	505038	153808	94
4/2011	MI 7	MI 7	TR	115212	505038	153808	521604	150409	162
4/2011	MI 7	MI 7	TR	115823	511136	277072	505038	153808	169
4/2011	MI 7	MI 7	TR	115823	511136	277072	521008	11616	1,314
4/2011	MI 7	MI 7	TR	115828	505038	153808	521074	40470	27
4/2011	MI 7	MI 7	TR	115828	505038	153808	521138	11680	16
4/2011	MI 7	MI 7	TR	115828	505038	153808	521144	11580	9
4/2011	MI 7	MI 7	TR	115828	505038	153808	521670	40468	22
4/2011	MI 7	MI 7	TR	115828	510005	246067	521008	11616	443
4/2011	MI 7	MI 7	TR	115828	511136	277072	505038	153808	105
4/2011	MI 7	MI 7	TR	115828	511136	277072	521008	11616	1,499
4/2011	MI 7	MI 7	TR	115828	511136	277072	521116	42078	75
4/2011	MI 7	MI 7	TR	116108	510005	246067	521116	42078	144
4/2011	MI 7	MI 7	TR	116108	510005	246067	521634	11566	53
4/2011	MI 7	MI 7	TR	116580	510005	246067	505038	153808	98
4/2011	MI 7	MI 7	TR	116580	510005	246067	521074	40470	292
4/2011	MI 7	MI 7	TR	116580	510005	246067	521116	42078	520
4/2011	MI 7	MI 7	TR	116580	510005	246067	521118	11578	26
4/2011	MI 7	MI 7	TR	116580	510005	246067	521124	11562	44
4/2011	MI 7	MI 7	TR	116580	510005	246067	521142	40477	8
4/2011	MI 7	MI 7	TR	116580	510005	246067	521144	11580	107
4/2011	MI 7	MI 7	TR	116580	510005	246067	521146	11785	57
4/2011	MI 7	MI 7	TR	116580	510005	246067	521154	11574	29

**ANR Pipeline Company  
Transportation Services  
Fuel By Route Analysis**

Reporting Year: January - December 2011  
 Production Period: 04/2011

<u>Production Period</u>	<u>Receipt Segment</u>	<u>Delivery Segment</u>	<u>Service Class</u>	<u>Svc Req Contract</u>	<u>Receipt Location</u>	<u>Receipt Loc Prop</u>	<u>Delivery Location</u>	<u>Delivery Loc Prop</u>	<u>Fuel Quantity</u>
4/2011	MI 7	MI 7	TR	116580	510005	246067	521158	11581	5
4/2011	MI 7	MI 7	TR	116580	510005	246067	521162	11748	53
4/2011	MI 7	MI 7	TR	116580	510005	246067	521670	40468	4
4/2011	MI 7	MI 7	TR	116580	510005	246067	521962	139401	352
4/2011	MI 7	MI 7	TR	117338	505108	243097	505038	153808	2,063
4/2011	MI 7	MI 7	TR	117338	505108	243097	521116	42078	117
4/2011	MI 7	MI 7	TR	117338	511136	277072	505038	153808	78
4/2011	MI 7	MI 7	TR	117338	511136	277072	521116	42078	167
4/2011	MI 7	MI 7	TR	117577	505108	243097	521008	11616	83
4/2011	MI 7	MI 7	TR	117577	505108	243097	521634	11566	170
4/2011	MI 7	MI 7	TR	117577	511136	277072	521008	11616	680
4/2011	MI 7	MI 7	TR	117577	511136	277072	521116	42078	47
4/2011	MI 7	MI 7	TR	117577	511136	277072	521634	11566	531
4/2011	MI 7	MI 7	TR	117620	505038	153808	523008	312117	25,
4/2011	MI 7	MI 7	TR	117620	505415	384818	505137	320530	28
4/2011	MI 7	MI 7	TR	117631	511136	277072	521074	40470	11
4/2011	MI 7	MI 7	TR	117635	505038	153808	521142	40477	7
4/2011	MI 7	MI 7	TR	117635	505038	153808	521144	11580	3
4/2011	MI 7	MI 7	TR	117635	510005	246067	521074	40470	4
4/2011	MI 7	MI 7	TR	117659	510005	246067	505038	153808	68
4/2011	MI 7	MI 7	TR	117727	505108	243097	521008	11616	1
4/2011	MI 7	MI 7	TR	117727	511158	48644	521634	11566	60
4/2011	MI 7	MI 7	TR	117727	511158	48644	523025	338685	29
4/2011	MI 7	MI 7	TR	117749	511136	277072	505038	153808	25
4/2011	MI 7	MI 7	TR	117787	505230	153728	523014	318733	63
4/2011	MI 7	MI 7	TR	118268	505108	243097	505038	153808	1,737
4/2011	MI 7	MI 7	TR	118268	505108	243097	521098	108641	474
4/2011	MI 7	MI 7	TR	118268	505108	243097	521116	42078	189
4/2011	MI 7	MI 7	TR	118268	505108	243097	521604	150409	79
4/2011	MI 7	MI 7	TR	118268	505108	243097	521634	11566	19
4/2011	MI 7	MI 7	TR	118268	510005	246067	505038	153808	10
4/2011	MI 7	MI 7	TR	118268	510005	246067	521116	42078	11
4/2011	MI 7	MI 7	TR	118268	510005	246067	521604	150409	9

**ANR Pipeline Company  
Transportation Services  
Fuel By Route Analysis**

Reporting Year: January - December 2011  
Production Period: 04/2011

<u>Production Period</u>	<u>Receipt Segment</u>	<u>Delivery Segment</u>	<u>Service Class</u>	<u>Svc Req Contract</u>	<u>Receipt Location</u>	<u>Receipt Loc Prop</u>	<u>Delivery Location</u>	<u>Delivery Loc Prop</u>	<u>Fuel Quantity</u>
4/2011	MI 7	MI 7	TR	118268	511162	153853	521962	139401	43
4/2011	MI 7	MI 7	TR	118281	505108	243097	505038	153808	240
4/2011	MI 7	MI 7	TR	118281	505108	243097	521690	40892	50
4/2011	MI 7	MI 7	TR	118281	511136	277072	505038	153808	164
4/2011	MI 7	MI 7	TR	118281	511136	277072	521690	40892	542
4/2011	MI 7	MI 7	TR	118282	510005	246067	505038	153808	24
4/2011	MI 7	MI 7	TR	118282	510005	246067	521014	153852	630
4/2011	MI 7	MI 7	TR	118282	510005	246067	521074	40470	152
4/2011	MI 7	MI 7	TR	118282	510005	246067	521116	42078	8
4/2011	MI 7	MI 7	TR	118282	510005	246067	521142	40477	257
4/2011	MI 7	MI 7	TR	118282	510005	246067	521144	11580	342
4/2011	MI 7	MI 7	TR	118282	510005	246067	521154	11574	9
4/2011	MI 7	MI 7	TR	118304	505123	261474	521098	108641	28
4/2011	MI 7	MI 7	TR	118340	511136	277072	505038	153808	11
4/2011	MI 7	MI 7	TR	118348	505038	153808	505038	153808	6
4/2011	MI 7	MI 7	TR	118348	510005	246067	505038	153808	327
4/2011	MI 7	MI 7	TR	118348	510005	246067	521014	153852	555
4/2011	MI 7	MI 7	TR	118348	510005	246067	521142	40477	148
4/2011	MI 7	MI 7	TR	118348	510005	246067	521634	11566	49
4/2011	MI 7	MI 7	TR	118396	505108	243097	505038	153808	150
4/2011	MI 7	MI 7	TR	118396	505108	243097	521116	42078	10
4/2011	MI 7	MI 7	TR	118396	505108	243097	521138	11680	3
4/2011	MI 7	MI 7	TR	118396	505108	243097	521156	11572	24
4/2011	MI 7	MI 7	TR	118396	505230	153728	521116	42078	20
4/2011	MI 7	MI 7	TR	118396	510005	246067	505038	153808	191
4/2011	MI 7	MI 7	TR	118396	510005	246067	521116	42078	261
4/2011	MI 7	MI 7	TR	118396	510005	246067	521138	11680	13
4/2011	MI 7	MI 7	TR	118396	510005	246067	521156	11572	68
4/2011	MI 7	MI 7	TR	118396	511136	277072	505038	153808	136
4/2011	MI 7	MI 7	TR	118396	511136	277072	521116	42078	55
4/2011	MI 7	MI 7	TR	118396	511136	277072	521138	11680	4
4/2011	MI 7	MI 7	TR	118396	511136	277072	521156	11572	24
4/2011	MI 7	MI 7	TR	118417	505108	243097	521008	11616	81

**ANR Pipeline Company  
Transportation Services  
Fuel By Route Analysis**

Reporting Year: January - December 2011  
Production Period: 04/2011

<u>Production Period</u>	<u>Receipt Segment</u>	<u>Delivery Segment</u>	<u>Service Class</u>	<u>Svc Req Contract</u>	<u>Receipt Location</u>	<u>Receipt Loc Prop</u>	<u>Delivery Location</u>	<u>Delivery Loc Prop</u>	<u>Fuel Quantity</u>
4/2011	MI 7	MI 7	TR	118417	505108	243097	521634	11566	251
4/2011	MI 7	MI 7	TR	118419	505108	243097	521634	11566	124
4/2011	MI 7	MI 7	TR	118421	505108	243097	521634	11566	754
4/2011	MI 7	MI 7	TR	118421	505108	243097	521690	40892	74
4/2011	MI 7	MI 7	TR	118423	511136	277072	505017	139249	1,250
4/2011	MI 7	MI 7	TR	118423	511136	277072	505038	153808	1,048
4/2011	MI 7	MI 7	TR	118423	511136	277072	521014	153852	2,051
4/2011	MI 7	MI 7	TR	118423	511136	277072	521634	11566	98
4/2011	MI 7	MI 7	TR	118424	505038	153808	505017	139249	41
4/2011	MI 7	MI 7	TR	118424	510005	246067	505017	139249	311
4/2011	MI 7	MI 7	TR	118424	511136	277072	505038	153808	57
4/2011	MI 7	MI 7	TR	118426	505108	243097	505038	153808	282
4/2011	MI 7	MI 7	TR	118426	505108	243097	505415	384818	164
4/2011	MI 7	MI 7	TR	118426	505222	140358	505137	320550	50
4/2011	MI 7	MI 7	TR	118427	505038	153808	521622	110850	50
4/2011	MI 7	MI 7	TR	118427	505108	243097	505038	153808	7
4/2011	MI 7	MI 7	TR	118427	505108	243097	505415	384818	194
4/2011	MI 7	MI 7	TR	118427	505108	243097	521690	40892	100
4/2011	MI 7	MI 7	TR	118427	505222	140358	505137	320550	50
4/2011	MI 7	MI 7	TR	118428	505038	153808	521622	110850	41
4/2011	MI 7	MI 7	TR	118428	505108	243097	505038	153808	5
4/2011	MI 7	MI 7	TR	118428	505108	243097	505415	384818	166
4/2011	MI 7	MI 7	TR	118428	505108	243097	521622	110850	14
4/2011	MI 7	MI 7	TR	118428	505108	243097	521690	40892	229
4/2011	MI 7	MI 7	TR	118428	505222	140358	505137	320550	123
4/2011	MI 7	MI 7	TR	118428	510029	2610	505415	384818	13
4/2011	MI 7	MI 7	TR	118429	505038	153808	505108	243097	58
4/2011	MI 7	MI 7	TR	118429	505038	153808	505137	320550	239
4/2011	MI 7	MI 7	TR	118429	505038	153808	505415	384818	83
4/2011	MI 7	MI 7	TR	118429	505108	243097	505038	153808	598
4/2011	MI 7	MI 7	TR	118429	505108	243097	505415	384818	189
4/2011	MI 7	MI 7	TR	118429	505108	243097	523008	312117	99
4/2011	MI 7	MI 7	TR	118429	505222	140358	505137	320550	1,515



**ANR Pipeline Company  
Transportation Services  
Fuel By Route Analysis**

Reporting Year: January - December 2011  
 Production Period: 04/2011

<u>Production Period</u>	<u>Receipt Segment</u>	<u>Delivery Segment</u>	<u>Service Class</u>	<u>Svc Req Contract</u>	<u>Receipt Location</u>	<u>Receipt Loc Prop</u>	<u>Delivery Location</u>	<u>Delivery Loc Prop</u>	<u>Fuel Quantity</u>
4/2011	MI 7	MW 6	TR	750	505038	153808	505014	139246	8
4/2011	MI 7	MW 6	TR	1800	505038	153808	505013	139241	209
4/2011	MI 7	MW 6	TR	101576	505108	243097	521470	4738	20
4/2011	MI 7	MW 6	TR	107111	510029	2610	521400	13135	1
4/2011	MI 7	MW 6	TR	107111	510029	2610	521420	4602	4
4/2011	MI 7	MW 6	TR	108985	505038	153808	505005	139233	23
4/2011	MI 7	MW 6	TR	109314	505038	153808	521482	4741	73
4/2011	MI 7	MW 6	TR	114759	505108	243097	521428	40193	236
4/2011	MI 7	MW 6	TS	109137	505038	153808	521492	4604	29
4/2011	MI 7	MW 6	TS	109139	505038	153808	521424	13215	15
4/2011	MI 7	MW 6	TS	109142	505038	153808	521526	3969	1
4/2011	MI 7	MW 6	TS	109143	505038	153808	521430	40195	29
4/2011	MI 7	MW 6	TS	109146	505038	153808	521496	4689	14
4/2011	MI 7	MW 6	TS	109150	505038	153808	505029	139367	166
4/2011	MI 7	MW 6	TS	109152	505038	153808	521524	3973	126
4/2011	MI 7	MW 6	TS	109153	505038	153808	521422	12976	26
4/2011	MI 7	MW 6	TS	109155	505038	153808	521498	4857	7
4/2011	MI 7	MW 6	TS	109163	505038	153808	521502	4747	5
4/2011	MI 7	MW 6	TS	109169	505038	153808	521418	12991	63
4/2011	MI 7	MW 6	TS	109170	505038	153808	521494	4605	20
4/2011	MI 7	MW 6	TS	109171	505038	153808	521428	40193	62
4/2011	MI 7	MW 6	TS	109198	505038	153808	521426	40183	2
4/2011	MI 7	MW 6	TS	109199	505038	153808	521500	4693	10
	<b>Segment</b>								<b>1,220</b>
4/2011	MI 7	WI 7	TR	850	505038	153808	505025	139257	1,090
4/2011	MI 7	WI 7	TR	1600	505038	153808	505026	139258	2,975
4/2011	MI 7	WI 7	TR	1600	505108	243097	505026	139258	1,248
4/2011	MI 7	WI 7	TR	1600	505108	243097	521314	28661	244
4/2011	MI 7	WI 7	TR	1600	510029	2610	521314	28661	123
4/2011	MI 7	WI 7	TR	1600	511136	277072	505026	139258	82
4/2011	MI 7	WI 7	TR	105424	505038	153808	521250	28841	32
4/2011	MI 7	WI 7	TR	105428	505038	153808	521250	28841	110
4/2011	MI 7	WI 7	TR	105428	511136	277072	521172	28846	6



**ANR Pipeline Company  
Transportation Services  
Fuel By Route Analysis**

Reporting Year: January - December 2011  
Production Period: 04/2011

<u>Production Period</u>	<u>Receipt Segment</u>	<u>Delivery Segment</u>	<u>Service Class</u>	<u>Svc Req Contract</u>	<u>Receipt Location</u>	<u>Receipt Loc Prop</u>	<u>Delivery Location</u>	<u>Delivery Loc Prop</u>	<u>Fuel Quantity</u>
4/2011	M17	W17	TR	105428	511136	277072	521250	28841	47
4/2011	M17	W17	TR	105428	511136	277072	523047	444972	456
4/2011	M17	W17	TR	105429	505038	153808	521250	28841	18
4/2011	M17	W17	TR	105430	505038	153808	521250	28841	2
4/2011	M17	W17	TR	105430	511136	277072	521676	100052	30
4/2011	M17	W17	TR	105508	505038	153808	521250	28841	17
4/2011	M17	W17	TR	106054	511136	277072	521178	28883	1,021
4/2011	M17	W17	TR	106322	505038	153808	505026	139258	342
4/2011	M17	W17	TR	106450	505038	153808	505021	139253	595
4/2011	M17	W17	TR	106450	511136	277072	505021	139253	38
4/2011	M17	W17	TR	106470	505108	243097	505021	139253	1,076
4/2011	M17	W17	TR	106686	505038	153808	521250	28841	24
4/2011	M17	W17	TR	106686	505038	153808	521262	36868	8
4/2011	M17	W17	TR	106686	511136	277072	521172	28846	3
4/2011	M17	W17	TR	106686	511136	277072	521266	28702	19
4/2011	M17	W17	TR	106938	511136	277072	521316	28831	120
4/2011	M17	W17	TR	106955	505038	153808	521250	28841	22
4/2011	M17	W17	TR	106955	511136	277072	521250	28841	353
4/2011	M17	W17	TR	106955	511136	277072	521262	36868	6
4/2011	M17	W17	TR	107161	511136	277072	521266	28702	207
4/2011	M17	W17	TR	107306	511136	277072	521298	28736	116
4/2011	M17	W17	TR	107478	511136	277072	521324	28794	870
4/2011	M17	W17	TR	107879	505038	153808	505023	139255	1,241
4/2011	M17	W17	TR	107879	505038	153808	521172	28846	140
4/2011	M17	W17	TR	107892	510005	246067	505024	139256	16
4/2011	M17	W17	TR	107899	505038	153808	505024	139256	1,332
4/2011	M17	W17	TR	108179	505038	153808	523032	384134	83
4/2011	M17	W17	TR	108246	505038	153808	521262	36868	261
4/2011	M17	W17	TR	108251	505038	153808	521810	36869	30
4/2011	M17	W17	TR	108251	505038	153808	523034	384136	132
4/2011	M17	W17	TR	108251	511136	277072	521810	36869	543
4/2011	M17	W17	TR	108281	511136	277072	521012	40226	1
4/2011	M17	W17	TR	108281	511136	277072	521172	28846	39

**ANR Pipeline Company  
Transportation Services  
Fuel By Route Analysis**

**Reporting Year: January - December 2011  
Production Period: 04/2011**

<u>Production Period</u>	<u>Receipt Segment</u>	<u>Delivery Segment</u>	<u>Service Class</u>	<u>Svc Req Contract</u>	<u>Receipt Location</u>	<u>Receipt Loc Prop</u>	<u>Delivery Location</u>	<u>Delivery Loc Prop</u>	<u>Fuel Quantity</u>
4/2011	MI 7	WI 7	TR	108281	511136	277072	521176	28859	3
4/2011	MI 7	WI 7	TR	108281	511136	277072	521180	28875	85
4/2011	MI 7	WI 7	TR	108281	511136	277072	521198	28782	90
4/2011	MI 7	WI 7	TR	108281	511136	277072	521202	28682	19
4/2011	MI 7	WI 7	TR	108281	511136	277072	521204	28672	2
4/2011	MI 7	WI 7	TR	108281	511136	277072	521210	28828	54
4/2011	MI 7	WI 7	TR	108281	511136	277072	521240	28759	186
4/2011	MI 7	WI 7	TR	108281	511136	277072	521250	28841	182
4/2011	MI 7	WI 7	TR	108281	511136	277072	521266	28702	1
4/2011	MI 7	WI 7	TR	108281	511136	277072	521310	28743	21
4/2011	MI 7	WI 7	TR	108281	511136	277072	521314	28661	1,058
4/2011	MI 7	WI 7	TR	108281	511136	277072	521316	28831	9
4/2011	MI 7	WI 7	TR	108281	511136	277072	521322	28868	108
4/2011	MI 7	WI 7	TR	108281	511136	277072	521324	28794	343
4/2011	MI 7	WI 7	TR	108281	511136	277072	521394	36936	28
4/2011	MI 7	WI 7	TR	108281	511136	277072	521676	100052	449
4/2011	MI 7	WI 7	TR	108281	511136	277072	521786	28798	16
4/2011	MI 7	WI 7	TR	108281	511136	277072	521810	36869	1
4/2011	MI 7	WI 7	TR	108282	511136	277072	521172	28846	50
4/2011	MI 7	WI 7	TR	108282	511136	277072	521176	28859	351
4/2011	MI 7	WI 7	TR	108283	511136	277072	521172	28846	9
4/2011	MI 7	WI 7	TR	108283	511136	277072	521176	28859	15
4/2011	MI 7	WI 7	TR	108283	511136	277072	521210	28828	37
4/2011	MI 7	WI 7	TR	108283	511136	277072	521250	28841	6
4/2011	MI 7	WI 7	TR	108283	511136	277072	521310	28743	816
4/2011	MI 7	WI 7	TR	108283	511136	277072	521322	28868	93
4/2011	MI 7	WI 7	TR	108283	511136	277072	521324	28794	56
4/2011	MI 7	WI 7	TR	108283	511136	277072	521786	28798	36
4/2011	MI 7	WI 7	TR	108283	511136	277072	521810	36869	3
4/2011	MI 7	WI 7	TR	108284	511136	277072	521266	28702	346
4/2011	MI 7	WI 7	TR	108284	511136	277072	521324	28794	136
4/2011	MI 7	WI 7	TR	108288	511136	277072	521314	28661	138
4/2011	MI 7	WI 7	TR	108288	511136	277072	521810	36869	187

**ANR Pipeline Company  
Transportation Services  
Fuel By Route Analysis**

Reporting Year: January - December 2011  
Production Period: 04/2011

<u>Production Period</u>	<u>Receipt Segment</u>	<u>Delivery Segment</u>	<u>Service Class</u>	<u>Svc Req Contract</u>	<u>Receipt Location</u>	<u>Receipt Loc Prop</u>	<u>Delivery Location</u>	<u>Delivery Loc Prop</u>	<u>Fuel Quantity</u>
4/2011	M17	W17	TR	108434	511136	277072	521172	28846	702
4/2011	M17	W17	TR	108434	511136	277072	521210	28828	61
4/2011	M17	W17	TR	108434	511136	277072	521266	28702	3
4/2011	M17	W17	TR	108434	511136	277072	521310	28743	9
4/2011	M17	W17	TR	108434	511136	277072	521394	36936	2
4/2011	M17	W17	TR	108434	511136	277072	521676	100052	75
4/2011	M17	W17	TR	108434	511136	277072	521786	28798	9
4/2011	M17	W17	TR	108434	511136	277072	521810	36869	2
4/2011	M17	W17	TR	108997	511136	277072	521252	28779	120
4/2011	M17	W17	TR	109022	505038	153808	521610	261574	643
4/2011	M17	W17	TR	109025	510005	246067	521610	261574	3,886
4/2011	M17	W17	TR	109178	511136	277072	521172	28846	9
4/2011	M17	W17	TR	109178	511136	277072	521210	28828	2
4/2011	M17	W17	TR	109178	511136	277072	521266	28702	3
4/2011	M17	W17	TR	109178	511136	277072	521794	28870	616
4/2011	M17	W17	TR	109179	511136	277072	521250	28841	58
4/2011	M17	W17	TR	109181	511136	277072	521012	40226	44
4/2011	M17	W17	TR	109181	511136	277072	521676	100052	17
4/2011	M17	W17	TR	109182	511136	277072	521250	28841	150
4/2011	M17	W17	TR	109183	511136	277072	521356	28774	510
4/2011	M17	W17	TR	109184	511136	277072	521172	28846	129
4/2011	M17	W17	TR	109184	511136	277072	521316	28831	237
4/2011	M17	W17	TR	109184	511136	277072	521324	28794	136
4/2011	M17	W17	TR	109185	511136	277072	521246	28844	49
4/2011	M17	W17	TR	109185	511136	277072	521310	28743	144
4/2011	M17	W17	TR	109185	511136	277072	521324	28794	63
4/2011	M17	W17	TR	109186	511136	277072	521676	100052	360
4/2011	M17	W17	TR	109212	505038	153808	521172	28846	10
4/2011	M17	W17	TR	109212	511136	277072	521172	28846	323
4/2011	M17	W17	TR	109223	510005	246067	521250	28841	627
4/2011	M17	W17	TR	109415	511136	277072	521316	28831	570
4/2011	M17	W17	TR	109950	511136	277072	521676	100052	210
4/2011	M17	W17	TR	109952	511136	277072	521324	28794	300

**ANR Pipeline Company  
Transportation Services  
Fuel By Route Analysis**

Reporting Year: January - December 2011  
 Production Period: 04/2011

<u>Production Period</u>	<u>Receipt Segment</u>	<u>Delivery Segment</u>	<u>Service Class</u>	<u>Svc Req Contract</u>	<u>Receipt Location</u>	<u>Receipt Loc Prop</u>	<u>Delivery Location</u>	<u>Delivery Loc Prop</u>	<u>Fuel Quantity</u>
4/2011	M17	W17	TR	109974	505038	153808	521172	28846	21
4/2011	M17	W17	TR	109974	505038	153808	521250	28841	2
4/2011	M17	W17	TR	109974	505038	153808	521256	174788	6
4/2011	M17	W17	TR	109974	505038	153808	521784	28720	28
4/2011	M17	W17	TR	109974	505038	153808	521786	28798	30
4/2011	M17	W17	TR	109974	505038	153808	523034	384136	1,369
4/2011	M17	W17	TR	109974	505108	243097	521172	28846	127
4/2011	M17	W17	TR	109974	505108	243097	521250	28841	45
4/2011	M17	W17	TR	109974	505108	243097	521784	28720	55
4/2011	M17	W17	TR	109974	505108	243097	523034	384136	926
4/2011	M17	W17	TR	109974	505230	153728	523034	384136	37
4/2011	M17	W17	TR	109974	510005	246067	521172	28846	123
4/2011	M17	W17	TR	109974	510005	246067	521250	28841	23
4/2011	M17	W17	TR	109974	510005	246067	521256	174788	16
4/2011	M17	W17	TR	109974	510005	246067	521258	265372	3
4/2011	M17	W17	TR	109974	510005	246067	521784	28720	45
4/2011	M17	W17	TR	109974	510005	246067	521786	28798	19
4/2011	M17	W17	TR	109974	510005	246067	523034	384136	1,944
4/2011	M17	W17	TR	109974	511136	277072	521172	28846	55
4/2011	M17	W17	TR	109974	511136	277072	521250	28841	5
4/2011	M17	W17	TR	109974	511136	277072	521784	28720	17
4/2011	M17	W17	TR	109974	511136	277072	523034	384136	615
4/2011	M17	W17	TR	109976	505038	153808	523034	384136	415
4/2011	M17	W17	TR	110016	505038	153808	523035	387791	923
4/2011	M17	W17	TR	110016	505108	243097	523035	387791	727
4/2011	M17	W17	TR	110016	505230	153728	523035	387791	10
4/2011	M17	W17	TR	110016	511136	277072	523035	387791	80
4/2011	M17	W17	TR	110161	511136	277072	521394	36936	72
4/2011	M17	W17	TR	110208	511136	277072	521374	28662	180
4/2011	M17	W17	TR	110407	511136	277072	521810	36869	205
4/2011	M17	W17	TR	110490	511136	277072	521304	28750	751
4/2011	M17	W17	TR	110490	511136	277072	521314	28661	114
4/2011	M17	W17	TR	110491	511136	277072	521304	28750	90

**ANR Pipeline Company  
Transportation Services  
Fuel By Route Analysis**

Reporting Year: *January - December 2011*  
Production Period: **04/2011**

<u>Production Period</u>	<u>Receipt Segment</u>	<u>Delivery Segment</u>	<u>Service Class</u>	<u>Svc Req Contract</u>	<u>Receipt Location</u>	<u>Receipt Loc Prop</u>	<u>Delivery Location</u>	<u>Delivery Loc Prop</u>	<u>Fuel Quantity</u>
4/2011	MI7	W17	TR	110492	511136	277072	521356	28774	30
4/2011	MI7	W17	TR	110902	505108	243097	521314	28661	39
4/2011	MI7	W17	TR	110905	511136	277072	505025	139257	300
4/2011	MI7	W17	TR	110997	511136	277072	521786	28798	60
4/2011	MI7	W17	TR	110998	511136	277072	521394	36936	148
4/2011	MI7	W17	TR	110998	511136	277072	521810	36869	3
4/2011	MI7	W17	TR	110999	511136	277072	521172	28846	60
4/2011	MI7	W17	TR	111200	505038	153808	505025	139257	128
4/2011	MI7	W17	TR	111200	511136	277072	505025	139257	22
4/2011	MI7	W17	TR	111201	505038	153808	521250	28841	53
4/2011	MI7	W17	TR	111201	511136	277072	521172	28846	7
4/2011	MI7	W17	TR	111201	511136	277072	521250	28841	9
4/2011	MI7	W17	TR	111201	511136	277072	521262	36868	30
4/2011	MI7	W17	TR	111202	505038	153808	521172	28846	5
4/2011	MI7	W17	TR	111202	505038	153808	521250	28841	38
4/2011	MI7	W17	TR	111202	511136	277072	521172	28846	91
4/2011	MI7	W17	TR	111202	511136	277072	521250	28841	42
4/2011	MI7	W17	TR	111203	505038	153808	521250	28841	1
4/2011	MI7	W17	TR	111203	511136	277072	521298	28736	145
4/2011	MI7	W17	TR	111284	505108	243097	505024	139256	1,014
4/2011	MI7	W17	TR	111284	510005	246067	505024	139256	37
4/2011	MI7	W17	TR	111284	510029	2610	505024	139256	6
4/2011	MI7	W17	TR	111284	511136	277072	505024	139256	35
4/2011	MI7	W17	TR	111296	505108	243097	505026	139258	2,460
4/2011	MI7	W17	TR	111297	513022	338686	505023	139255	617
4/2011	MI7	W17	TR	111316	510005	246067	521370	28788	150
4/2011	MI7	W17	TR	111405	511136	277072	521288	28670	990
4/2011	MI7	W17	TR	111494	505108	243097	523034	384136	62
4/2011	MI7	W17	TR	111730	505038	153808	521784	28720	75
4/2011	MI7	W17	TR	111730	505038	153808	523034	384136	362
4/2011	MI7	W17	TR	111730	505108	243097	523034	384136	143
4/2011	MI7	W17	TR	111730	510005	246067	523034	384136	64
4/2011	MI7	W17	TR	111813	510005	246067	505025	139257	924

**ANR Pipeline Company  
Transportation Services  
Fuel By Route Analysis**

Reporting Year: *January - December 2011*  
Production Period: *04/2011*

<u>Production Period</u>	<u>Receipt Segment</u>	<u>Delivery Segment</u>	<u>Service Class</u>	<u>Svc Req Contract</u>	<u>Receipt Location</u>	<u>Receipt Loc Prop</u>	<u>Delivery Location</u>	<u>Delivery Loc Prop</u>	<u>Fuel Quantity</u>
4/2011	MI 7	WI 7	TR	112067	511136	277072	523041	395460	277
4/2011	MI 7	WI 7	TR	112545	511136	277072	521266	28702	240
4/2011	MI 7	WI 7	TR	112565	505038	153808	521296	139402	66
4/2011	MI 7	WI 7	TR	112565	505038	153808	523032	384134	1,092
4/2011	MI 7	WI 7	TR	112612	505038	153808	505025	139257	166
4/2011	MI 7	WI 7	TR	112901	511136	277072	521292	28806	30
4/2011	MI 7	WI 7	TR	112903	511136	277072	521830	28814	60
4/2011	MI 7	WI 7	TR	112905	511136	277072	521812	40304	90
4/2011	MI 7	WI 7	TR	112906	511136	277072	521172	28846	4
4/2011	MI 7	WI 7	TR	112906	511136	277072	521204	28672	28
4/2011	MI 7	WI 7	TR	113026	505038	153808	521314	28661	8
4/2011	MI 7	WI 7	TR	113026	510005	246067	521172	28846	49
4/2011	MI 7	WI 7	TR	113026	510005	246067	521174	28778	4
4/2011	MI 7	WI 7	TR	113026	510005	246067	521250	28841	41
4/2011	MI 7	WI 7	TR	113026	510005	246067	521314	28661	56
4/2011	MI 7	WI 7	TR	113026	510005	246067	521350	28660	16
4/2011	MI 7	WI 7	TR	113186	505038	153808	523032	384134	83
4/2011	MI 7	WI 7	TR	113186	511136	277072	523032	384134	131
4/2011	MI 7	WI 7	TR	113240	505108	243097	521814	36934	8
4/2011	MI 7	WI 7	TR	113240	511136	277072	521814	36934	312
4/2011	MI 7	WI 7	TR	113406	505038	153808	505025	139257	28
4/2011	MI 7	WI 7	TR	113479	505038	153808	523034	384136	16
4/2011	MI 7	WI 7	TR	113877	511136	277072	521188	28862	240
4/2011	MI 7	WI 7	TR	113878	511136	277072	521266	28702	390
4/2011	MI 7	WI 7	TR	113879	511136	277072	521350	28660	90
4/2011	MI 7	WI 7	TR	113880	511136	277072	521786	28798	198
4/2011	MI 7	WI 7	TR	113881	511136	277072	521198	28782	28
4/2011	MI 7	WI 7	TR	113882	511136	277072	521374	28662	90
4/2011	MI 7	WI 7	TR	113883	511136	277072	521382	174790	30
4/2011	MI 7	WI 7	TR	113884	511136	277072	521172	28846	6
4/2011	MI 7	WI 7	TR	113884	511136	277072	521196	28771	12
4/2011	MI 7	WI 7	TR	113884	511136	277072	521246	28844	249
4/2011	MI 7	WI 7	TR	113885	511136	277072	521300	28739	30

**ANR Pipeline Company  
Transportation Services  
Fuel By Route Analysis**

Reporting Year: January - December 2011  
Production Period: 04/2011

<u>Production Period</u>	<u>Receipt Segment</u>	<u>Delivery Segment</u>	<u>Service Class</u>	<u>Sve Req Contract</u>	<u>Receipt Location</u>	<u>Receipt Loc Prop</u>	<u>Delivery Location</u>	<u>Delivery Loc Prop</u>	<u>Fuel Quantity</u>
4/2011	MI 7	WI 7	TR	113886	511136	277072	521166	40496	120
4/2011	MI 7	WI 7	TR	113887	511136	277072	521186	42139	30
4/2011	MI 7	WI 7	TR	113888	511136	277072	521676	100052	90
4/2011	MI 7	WI 7	TR	113889	511136	277072	521178	28883	60
4/2011	MI 7	WI 7	TR	113890	511136	277072	521214	40197	29
4/2011	MI 7	WI 7	TR	113891	511136	277072	521262	36868	60
4/2011	MI 7	WI 7	TR	113894	511136	277072	521218	28865	21
4/2011	MI 7	WI 7	TR	113895	511136	277072	521172	28846	29
4/2011	MI 7	WI 7	TR	113895	511136	277072	521320	28740	104
4/2011	MI 7	WI 7	TR	113900	511136	277072	521310	28743	30
4/2011	MI 7	WI 7	TR	113904	511136	277072	521210	28828	144
4/2011	MI 7	WI 7	TR	113906	511136	277072	521344	28734	60
4/2011	MI 7	WI 7	TR	113910	511136	277072	521310	28743	30
4/2011	MI 7	WI 7	TR	113915	511136	277072	521172	28846	72
4/2011	MI 7	WI 7	TR	113915	511136	277072	521174	28778	14
4/2011	MI 7	WI 7	TR	113915	511136	277072	521322	28868	151
4/2011	MI 7	WI 7	TR	113916	511136	277072	521316	28831	30
4/2011	MI 7	WI 7	TR	113917	511136	277072	521194	40223	30
4/2011	MI 7	WI 7	TR	113919	511136	277072	521168	28834	440
4/2011	MI 7	WI 7	TR	113921	511136	277072	521260	36867	30
4/2011	MI 7	WI 7	TR	113922	511136	277072	521172	28846	13
4/2011	MI 7	WI 7	TR	113922	511136	277072	521784	28720	521
4/2011	MI 7	WI 7	TR	113924	511136	277072	521814	36934	30
4/2011	MI 7	WI 7	TR	113925	511136	277072	521248	28811	30
4/2011	MI 7	WI 7	TR	113926	511136	277072	521270	28676	30
4/2011	MI 7	WI 7	TR	113928	511136	277072	521240	28759	60
4/2011	MI 7	WI 7	TR	113930	511136	277072	521168	28834	10
4/2011	MI 7	WI 7	TR	113930	511136	277072	521172	28846	7
4/2011	MI 7	WI 7	TR	113930	511136	277072	521298	28736	168
4/2011	MI 7	WI 7	TR	113930	511136	277072	521314	28661	6
4/2011	MI 7	WI 7	TR	113931	511136	277072	521192	28823	30
4/2011	MI 7	WI 7	TR	113932	511136	277072	521172	28846	377
4/2011	MI 7	WI 7	TR	113933	511136	277072	521204	28672	90

**ANR Pipeline Company  
Transportation Services  
Fuel By Route Analysis**

Reporting Year: *January - December 2011*  
Production Period: *04/2011*

<u>Production Period</u>	<u>Receipt Segment</u>	<u>Delivery Segment</u>	<u>Service Class</u>	<u>Svc Req Contract</u>	<u>Receipt Location</u>	<u>Receipt Loc Prop</u>	<u>Delivery Location</u>	<u>Delivery Loc Prop</u>	<u>Fuel Quantity</u>
4/2011	MI 7	WI 7	TR	113936	511136	277072	521248	28811	90
4/2011	MI 7	WI 7	TR	113937	511136	277072	523034	384136	244
4/2011	MI 7	WI 7	TR	113938	511136	277072	521184	40224	1
4/2011	MI 7	WI 7	TR	113940	511136	277072	521174	28778	210
4/2011	MI 7	WI 7	TR	113944	511136	277072	521314	28661	200
4/2011	MI 7	WI 7	TR	113945	511136	277072	521814	36934	240
4/2011	MI 7	WI 7	TR	113950	511136	277072	521260	36867	30
4/2011	MI 7	WI 7	TR	113953	511136	277072	521202	28682	30
4/2011	MI 7	WI 7	TR	113954	511136	277072	521324	28794	30
4/2011	MI 7	WI 7	TR	113956	511136	277072	521324	28794	30
4/2011	MI 7	WI 7	TR	113960	511136	277072	521370	28788	150
4/2011	MI 7	WI 7	TR	113961	511136	277072	521286	28853	30
4/2011	MI 7	WI 7	TR	113966	511136	277072	521172	28846	57
4/2011	MI 7	WI 7	TR	113966	511136	277072	521188	28862	44
4/2011	MI 7	WI 7	TR	113966	511136	277072	521676	100052	3
4/2011	MI 7	WI 7	TR	113966	511136	277072	521812	40304	4
4/2011	MI 7	WI 7	TR	113974	511136	277072	521370	28788	30
4/2011	MI 7	WI 7	TR	113975	511136	277072	521172	28846	2
4/2011	MI 7	WI 7	TR	113976	511136	277072	521012	40226	30
4/2011	MI 7	WI 7	TR	113981	511136	277072	521374	28662	60
4/2011	MI 7	WI 7	TR	113985	511136	277072	521172	28846	12
4/2011	MI 7	WI 7	TR	113987	511136	277072	521784	28720	960
4/2011	MI 7	WI 7	TR	113988	511136	277072	521172	28846	15
4/2011	MI 7	WI 7	TR	113988	511136	277072	521266	28702	1
4/2011	MI 7	WI 7	TR	113988	511136	277072	521344	28734	7
4/2011	MI 7	WI 7	TR	113992	511136	277072	521172	28846	1
4/2011	MI 7	WI 7	TR	113994	511136	277072	521266	28702	16
4/2011	MI 7	WI 7	TR	113994	511136	277072	521314	28661	2
4/2011	MI 7	WI 7	TR	113998	511136	277072	521172	28846	1
4/2011	MI 7	WI 7	TR	113999	511136	277072	521172	28846	2
4/2011	MI 7	WI 7	TR	114000	511136	277072	521172	28846	17
4/2011	MI 7	WI 7	TR	114000	511136	277072	521374	28662	10
4/2011	MI 7	WI 7	TR	114002	511136	277072	521172	28846	12



**ANR Pipeline Company  
Transportation Services  
Fuel By Route Analysis**

Reporting Year: January - December 2011  
Production Period: 04/2011

<u>Production Period</u>	<u>Receipt Segment</u>	<u>Delivery Segment</u>	<u>Service Class</u>	<u>Svc Req Contract</u>	<u>Receipt Location</u>	<u>Receipt Loc Prop</u>	<u>Delivery Location</u>	<u>Delivery Loc Prop</u>	<u>Fuel Quantity</u>
4/2011	M17	W17	TR	114004	511136	277072	521012	40226	37
4/2011	M17	W17	TR	114005	511136	277072	521172	28846	104
4/2011	M17	W17	TR	114005	511136	277072	523034	384136	4
4/2011	M17	W17	TR	114007	511136	277072	521012	40226	4
4/2011	M17	W17	TR	114007	511136	277072	521172	28846	132
4/2011	M17	W17	TR	114007	511136	277072	521204	28672	10
4/2011	M17	W17	TR	114007	511136	277072	521246	28844	2
4/2011	M17	W17	TR	114007	511136	277072	521262	36868	117
4/2011	M17	W17	TR	114007	511136	277072	521266	28702	22
4/2011	M17	W17	TR	114007	511136	277072	521676	100052	39
4/2011	M17	W17	TR	114007	511136	277072	521814	36934	24
4/2011	M17	W17	TR	114013	511136	277072	521172	28846	17
4/2011	M17	W17	TR	114013	511136	277072	521266	28702	38
4/2011	M17	W17	TR	114015	511136	277072	521172	28846	4
4/2011	M17	W17	TR	114015	511136	277072	521266	28702	156
4/2011	M17	W17	TR	114489	511136	277072	521288	28670	60
4/2011	M17	W17	TR	114497	505108	243097	523034	384136	8
4/2011	M17	W17	TR	114507	511136	277072	521316	28831	27
4/2011	M17	W17	TR	114508	511136	277072	521324	28794	118
4/2011	M17	W17	TR	114509	511136	277072	521676	100052	30
4/2011	M17	W17	TR	114512	505038	153808	523034	384136	34
4/2011	M17	W17	TR	114512	511136	277072	521262	36868	600
4/2011	M17	W17	TR	114525	511136	277072	521200	28679	60
4/2011	M17	W17	TR	114584	511136	277072	521324	28794	71
4/2011	M17	W17	TR	114584	511136	277072	521394	36936	158
4/2011	M17	W17	TR	114668	505038	153808	521256	174788	1
4/2011	M17	W17	TR	114668	505038	153808	521258	265372	1
4/2011	M17	W17	TR	114668	505038	153808	521786	28798	8
4/2011	M17	W17	TR	114677	505108	243097	521288	28670	1,002
4/2011	M17	W17	TR	114823	511136	277072	521266	28702	300
4/2011	M17	W17	TR	115066	505038	153808	505024	139256	76
4/2011	M17	W17	TR	115066	505108	243097	505024	139256	121
4/2011	M17	W17	TR	115066	510005	246067	505024	139256	51

**ANR Pipeline Company  
Transportation Services  
Fuel By Route Analysis**

Reporting Year: *January - December 2011*  
Production Period: **04/2011**

<u>Production Period</u>	<u>Receipt Segment</u>	<u>Delivery Segment</u>	<u>Service Class</u>	<u>Svc Req Contract</u>	<u>Receipt Location</u>	<u>Receipt Loc Prop</u>	<u>Delivery Location</u>	<u>Delivery Loc Prop</u>	<u>Fuel Quantity</u>
4/2011	MI 7	WI 7	TR	115066	510029	2610	505024	139256	13
4/2011	MI 7	WI 7	TR	115066	511136	277072	505024	139256	23
4/2011	MI 7	WI 7	TR	115070	505038	153808	505023	139255	70
4/2011	MI 7	WI 7	TR	115070	513022	338686	505023	139255	28
4/2011	MI 7	WI 7	TR	115138	511136	277072	521336	28738	23
4/2011	MI 7	WI 7	TR	115224	511136	277072	521012	40226	30
4/2011	MI 7	WI 7	TR	115225	511136	277072	521172	28846	120
4/2011	MI 7	WI 7	TR	115930	511136	277072	521266	28702	120
4/2011	MI 7	WI 7	TR	115931	511136	277072	521172	28846	52
4/2011	MI 7	WI 7	TR	115931	511136	277072	521298	28736	60
4/2011	MI 7	WI 7	TR	115957	505038	153808	505504	854822	324
4/2011	MI 7	WI 7	TR	116029	511136	277072	521246	28844	283
4/2011	MI 7	WI 7	TR	116064	505038	153808	505025	139257	1,336
4/2011	MI 7	WI 7	TR	116106	505108	243097	521164	28842	30
4/2011	MI 7	WI 7	TR	116106	510005	246067	521164	28842	270
4/2011	MI 7	WI 7	TR	116106	510005	246067	521250	28841	30
4/2011	MI 7	WI 7	TR	116107	510005	246067	521164	28842	70
4/2011	MI 7	WI 7	TR	116107	510005	246067	521266	28702	69
4/2011	MI 7	WI 7	TR	116107	510029	2610	521164	28842	17
4/2011	MI 7	WI 7	TR	116108	510005	246067	521164	28842	18
4/2011	MI 7	WI 7	TR	116108	510005	246067	521266	28702	21
4/2011	MI 7	WI 7	TR	116554	505038	153808	521316	28831	26
4/2011	MI 7	WI 7	TR	116554	510005	246067	521316	28831	37
4/2011	MI 7	WI 7	TR	116554	511136	277072	521316	28831	23
4/2011	MI 7	WI 7	TR	116554	513022	338686	521316	28831	4
4/2011	MI 7	WI 7	TR	116561	511136	277072	521280	28684	120
4/2011	MI 7	WI 7	TR	116565	511136	277072	521204	28672	27
4/2011	MI 7	WI 7	TR	116565	511136	277072	521280	28684	82
4/2011	MI 7	WI 7	TR	116565	511136	277072	521394	36936	4
4/2011	MI 7	WI 7	TR	116566	511136	277072	521210	28828	28
4/2011	MI 7	WI 7	TR	116566	511136	277072	521262	36868	48
4/2011	MI 7	WI 7	TR	116566	511136	277072	521318	28829	176
4/2011	MI 7	WI 7	TR	116567	511136	277072	521012	40226	373

**ANR Pipeline Company  
Transportation Services  
Fuel By Route Analysis**

Reporting Year: *January - December 2011*  
Production Period: **04/2011**

<u>Production Period</u>	<u>Receipt Segment</u>	<u>Delivery Segment</u>	<u>Service Class</u>	<u>Svc Req Contract</u>	<u>Receipt Location</u>	<u>Receipt Loc Prop</u>	<u>Delivery Location</u>	<u>Delivery Loc Prop</u>	<u>Fuel Quantity</u>
4/2011	MI 7	WI 7	TR	116567	511136	277072	521336	28738	368
4/2011	MI 7	WI 7	TR	116568	511136	277072	521392	28730	92
4/2011	MI 7	WI 7	TR	116568	511136	277072	521676	100052	296
4/2011	MI 7	WI 7	TR	116569	511136	277072	521196	28771	1
4/2011	MI 7	WI 7	TR	116569	511136	277072	521230	28819	21
4/2011	MI 7	WI 7	TR	116569	511136	277072	521330	28761	562
4/2011	MI 7	WI 7	TR	116570	510005	246067	521250	28841	629
4/2011	MI 7	WI 7	TR	116570	510005	246067	521298	28736	1
4/2011	MI 7	WI 7	TR	116573	505038	153808	521676	100052	16
4/2011	MI 7	WI 7	TR	116573	510005	246067	521676	100052	72
4/2011	MI 7	WI 7	TR	116573	511136	277072	521676	100052	280
4/2011	MI 7	WI 7	TR	116574	511136	277072	521176	28859	35
4/2011	MI 7	WI 7	TR	116574	511136	277072	521250	28841	85
4/2011	MI 7	WI 7	TR	116575	511136	277072	523034	384136	120
4/2011	MI 7	WI 7	TR	116576	505038	153808	521322	28868	39
4/2011	MI 7	WI 7	TR	116576	510005	246067	521246	28844	132
4/2011	MI 7	WI 7	TR	116576	511136	277072	521246	28844	515
4/2011	MI 7	WI 7	TR	116576	511136	277072	521322	28868	112
4/2011	MI 7	WI 7	TR	116577	510005	246067	521314	28661	31
4/2011	MI 7	WI 7	TR	116577	511136	277072	521314	28661	183
4/2011	MI 7	WI 7	TR	116577	513022	338686	521314	28661	1
4/2011	MI 7	WI 7	TR	116579	511136	277072	521188	28862	96
4/2011	MI 7	WI 7	TR	116579	511136	277072	521676	100052	36
4/2011	MI 7	WI 7	TR	116580	510005	246067	521164	28842	11
4/2011	MI 7	WI 7	TR	116580	510005	246067	521316	28831	218
4/2011	MI 7	WI 7	TR	116580	511136	277072	521164	28842	95
4/2011	MI 7	WI 7	TR	116580	511136	277072	521246	28844	98
4/2011	MI 7	WI 7	TR	116580	511136	277072	521316	28831	858
4/2011	MI 7	WI 7	TR	116580	513022	338686	521164	28842	8
4/2011	MI 7	WI 7	TR	116580	513022	338686	521246	28844	33
4/2011	MI 7	WI 7	TR	116580	513022	338686	521316	28831	3
4/2011	MI 7	WI 7	TR	116581	511136	277072	521262	36868	30
4/2011	MI 7	WI 7	TR	116582	511136	277072	521262	36868	120

**ANR Pipeline Company  
Transportation Services  
Fuel By Route Analysis**

Reporting Year: January - December 2011  
Production Period: 04/2011

<u>Production Period</u>	<u>Receipt Segment</u>	<u>Delivery Segment</u>	<u>Service Class</u>	<u>Sve Req Contract</u>	<u>Receipt Location</u>	<u>Receipt Loc Prop</u>	<u>Delivery Location</u>	<u>Delivery Loc Prop</u>	<u>Fuel Quantity</u>
4/2011	MI 7	WI 7	TR	116583	511136	277072	521246	28844	9
4/2011	MI 7	WI 7	TR	116583	511136	277072	521786	28798	14
4/2011	MI 7	WI 7	TR	116584	510005	246067	521676	100052	4
4/2011	MI 7	WI 7	TR	116584	511136	277072	521676	100052	64
4/2011	MI 7	WI 7	TR	116584	513022	338686	521676	100052	1
4/2011	MI 7	WI 7	TR	116585	511136	277072	521262	36868	10
4/2011	MI 7	WI 7	TR	116586	511136	277072	521676	100052	30
4/2011	MI 7	WI 7	TR	116587	511136	277072	521322	28868	90
4/2011	MI 7	WI 7	TR	116588	511136	277072	521814	36934	110
4/2011	MI 7	WI 7	TR	116976	511136	277072	521316	28831	114
4/2011	MI 7	WI 7	TR	117060	511136	277072	521174	28778	120
4/2011	MI 7	WI 7	TR	117338	505108	243097	521262	36868	462
4/2011	MI 7	WI 7	TR	117338	511136	277072	521262	36868	20
4/2011	MI 7	WI 7	TR	117620	505038	153808	521314	28661	28
4/2011	MI 7	WI 7	TR	117620	505038	153808	523034	384136	27
4/2011	MI 7	WI 7	TR	117620	505038	153808	523035	387791	48
4/2011	MI 7	WI 7	TR	117620	505108	243097	523035	387791	7
4/2011	MI 7	WI 7	TR	117625	511136	277072	521190	28825	89
4/2011	MI 7	WI 7	TR	117625	511136	277072	521374	28662	1
4/2011	MI 7	WI 7	TR	117626	511136	277072	521246	28844	150
4/2011	MI 7	WI 7	TR	117627	505038	153808	521310	28743	17
4/2011	MI 7	WI 7	TR	117627	510005	246067	521310	28743	87
4/2011	MI 7	WI 7	TR	117627	511136	277072	521310	28743	196
4/2011	MI 7	WI 7	TR	117627	513022	338686	521310	28743	17
4/2011	MI 7	WI 7	TR	117628	511136	277072	521246	28844	120
4/2011	MI 7	WI 7	TR	117629	511136	277072	521262	36868	307
4/2011	MI 7	WI 7	TR	117629	511136	277072	521370	28788	55
4/2011	MI 7	WI 7	TR	117630	511136	277072	521246	28844	120
4/2011	MI 7	WI 7	TR	117631	511136	277072	521374	28662	526
4/2011	MI 7	WI 7	TR	117632	511136	277072	521178	28883	732
4/2011	MI 7	WI 7	TR	117632	511136	277072	521240	28759	5
4/2011	MI 7	WI 7	TR	117632	511136	277072	521324	28794	91
4/2011	MI 7	WI 7	TR	117633	511136	277072	521246	28844	210

**ANR Pipeline Company  
Transportation Services  
Fuel By Route Analysis**

Reporting Year: *January - December 2011*  
Production Period: *04/2011*

<u>Production Period</u>	<u>Receipt Segment</u>	<u>Delivery Segment</u>	<u>Service Class</u>	<u>Svc Req Contract</u>	<u>Receipt Location</u>	<u>Receipt Loc Prop</u>	<u>Delivery Location</u>	<u>Delivery Loc Prop</u>	<u>Fuel Quantity</u>
4/2011	MI 7	WI 7	TR	117634	511136	277072	521266	28702	307
4/2011	MI 7	WI 7	TR	117634	511136	277072	521316	28831	55
4/2011	MI 7	WI 7	TR	117635	510005	246067	521370	28788	138
4/2011	MI 7	WI 7	TR	117635	510005	246067	521372	11703	602
4/2011	MI 7	WI 7	TR	117636	510005	246067	521246	28844	10
4/2011	MI 7	WI 7	TR	117636	511136	277072	521246	28844	20
4/2011	MI 7	WI 7	TR	117636	513022	338686	521246	28844	2
4/2011	MI 7	WI 7	TR	117637	511136	277072	521246	28844	120
4/2011	MI 7	WI 7	TR	117638	510005	246067	521246	28844	1
4/2011	MI 7	WI 7	TR	117638	511136	277072	521246	28844	3
4/2011	MI 7	WI 7	TR	117638	513022	338686	521246	28844	1
4/2011	MI 7	WI 7	TR	117639	511136	277072	521246	28844	120
4/2011	MI 7	WI 7	TR	117640	511136	277072	521676	100052	120
4/2011	MI 7	WI 7	TR	117659	510005	246067	521266	28702	291
4/2011	MI 7	WI 7	TR	117659	510005	246067	521034	384136	45
4/2011	MI 7	WI 7	TR	117727	505108	243097	510041	11661	1
4/2011	MI 7	WI 7	TR	117727	505108	243097	523035	387791	8
4/2011	MI 7	WI 7	TR	117749	511136	277072	510041	11661	154
4/2011	MI 7	WI 7	TR	117749	511136	277072	521012	40226	28
4/2011	MI 7	WI 7	TR	117749	511136	277072	521164	28842	156
4/2011	MI 7	WI 7	TR	117749	511136	277072	521168	28834	31
4/2011	MI 7	WI 7	TR	117749	511136	277072	521174	28778	130
4/2011	MI 7	WI 7	TR	117749	511136	277072	521238	28836	126
4/2011	MI 7	WI 7	TR	117749	511136	277072	521246	28844	366
4/2011	MI 7	WI 7	TR	117749	511136	277072	521250	28841	417
4/2011	MI 7	WI 7	TR	117749	511136	277072	521262	36868	16
4/2011	MI 7	WI 7	TR	117749	511136	277072	521266	28702	305
4/2011	MI 7	WI 7	TR	117749	511136	277072	521322	28868	1,080
4/2011	MI 7	WI 7	TR	117749	511136	277072	521676	100052	929
4/2011	MI 7	WI 7	TR	117749	511136	277072	523034	384136	318
4/2011	MI 7	WI 7	TR	117755	511136	277072	521164	28842	2
4/2011	MI 7	WI 7	TR	117755	511136	277072	521262	36868	281
4/2011	MI 7	WI 7	TR	117755	511136	277072	521316	28831	23

**ANR Pipeline Company  
Transportation Services  
Fuel By Route Analysis**

Reporting Year: January - December 2011  
Production Period: 04/2011

<u>Production Period</u>	<u>Receipt Segment</u>	<u>Delivery Segment</u>	<u>Service Class</u>	<u>Svc Req Contract</u>	<u>Receipt Location</u>	<u>Receipt Loc Prop</u>	<u>Delivery Location</u>	<u>Delivery Loc Prop</u>	<u>Fuel Quantity</u>
4/2011	M17	W17	TR	118282	511136	277072	510041	11661	48
4/2011	M17	W17	TR	118282	511136	277072	521178	28883	7
4/2011	M17	W17	TR	118282	511136	277072	521180	28875	415
4/2011	M17	W17	TR	118282	511136	277072	521190	28825	354
4/2011	M17	W17	TR	118282	511136	277072	521240	28759	5
4/2011	M17	W17	TR	118282	511136	277072	521316	28831	611
4/2011	M17	W17	TR	118340	505108	243097	521172	28846	29
4/2011	M17	W17	TR	118340	505108	243097	521240	28759	12
4/2011	M17	W17	TR	118340	511136	277072	511130	40471	287
4/2011	M17	W17	TR	118340	511136	277072	521172	28846	792
4/2011	M17	W17	TR	118340	511136	277072	521180	28875	46
4/2011	M17	W17	TR	118340	511136	277072	521182	28854	146
4/2011	M17	W17	TR	118340	511136	277072	521214	40197	106
4/2011	M17	W17	TR	118340	511136	277072	521218	28865	100
4/2011	M17	W17	TR	118340	511136	277072	521220	28766	163
4/2011	M17	W17	TR	118340	511136	277072	521230	28819	2
4/2011	M17	W17	TR	118340	511136	277072	521240	28759	348
4/2011	M17	W17	TR	118340	511136	277072	521250	28841	155
4/2011	M17	W17	TR	118340	511136	277072	521262	36868	39
4/2011	M17	W17	TR	118340	511136	277072	521266	28702	79
4/2011	M17	W17	TR	118340	511136	277072	521298	28736	126
4/2011	M17	W17	TR	118340	511136	277072	521328	28763	163
4/2011	M17	W17	TR	118340	511136	277072	521336	28738	26
4/2011	M17	W17	TR	118340	511136	277072	521392	28730	116
4/2011	M17	W17	TR	118340	511136	277072	521814	36934	39
4/2011	M17	W17	TR	118340	511136	277072	523047	444972	425
4/2011	M17	W17	TR	118341	511136	277072	521172	28846	33
4/2011	M17	W17	TR	118341	511136	277072	521250	28841	286
4/2011	M17	W17	TR	118341	511136	277072	521262	36868	603
4/2011	M17	W17	TR	118348	510005	246067	521314	28661	586
4/2011	M17	W17	TR	118350	510005	246067	521314	28661	79
4/2011	M17	W17	TR	118427	505108	243097	523035	387791	50
4/2011	M17	W17	TR	118428	505108	243097	521314	28661	29

**ANR Pipeline Company  
Transportation Services  
Fuel By Route Analysis**

Reporting Year: January - December 2011  
Production Period: 04/2011

<u>Production Period</u>	<u>Receipt Segment</u>	<u>Delivery Segment</u>	<u>Service Class</u>	<u>Svc Req Contract</u>	<u>Receipt Location</u>	<u>Receipt Loc Prop</u>	<u>Delivery Location</u>	<u>Delivery Loc Prop</u>	<u>Fuel Quantity</u>
4/2011	M17	W17	TR	118428	505108	243097	523035	387791	41
4/2011	M17	W17	TR	118429	505038	153808	521172	28846	25
4/2011	M17	W17	TR	118429	505038	153808	521174	28778	13
4/2011	M17	W17	TR	118429	505038	153808	521246	28844	11
4/2011	M17	W17	TR	118429	505038	153808	521266	28702	7
4/2011	M17	W17	TR	118429	505038	153808	521314	28661	218
4/2011	M17	W17	TR	118429	505038	153808	523034	384136	207
4/2011	M17	W17	TR	118429	505038	153808	523035	387791	560
4/2011	M17	W17	TR	118429	505108	243097	521314	28661	208
4/2011	M17	W17	TR	118429	505108	243097	523034	384136	165
4/2011	M17	W17	TR	118429	505108	243097	523035	387791	449
4/2011	M17	W17	TR	118429	510029	2610	523034	384136	111
4/2011	M17	W17	TR	118429	510029	2610	523035	387791	114
4/2011	M17	W17	TR	118430	505038	153808	521314	28661	41
4/2011	M17	W17	TR	118430	505038	153808	523035	387791	58
4/2011	M17	W17	TR	118430	505108	243097	523035	387791	41
4/2011	M17	W17	TR	118430	510029	2610	523034	384136	28
4/2011	M17	W17	TR	118457	505108	243097	510033	28873	41
4/2011	M17	W17	TR	118457	505108	243097	521266	28702	41
4/2011	M17	W17	TR	118457	511136	277072	523034	384136	41
4/2011	M17	W17	TR	118462	505038	153808	521316	28831	12
4/2011	M17	W17	TR	118462	510005	246067	521316	28831	33
4/2011	M17	W17	TR	118462	511136	277072	521316	28831	88
4/2011	M17	W17	TR	118462	513022	338686	521316	28831	12
4/2011	M17	W17	TR	118464	505108	243097	523035	387791	15
4/2011	M17	W17	TR	118495	510005	246067	521246	28844	39
4/2011	M17	W17	TR	118495	511136	277072	521316	28831	75
4/2011	M17	W17	TR	118495	511136	277072	521676	100052	32
4/2011	M17	W17	TR	118495	513022	338686	521246	28844	6
4/2011	M17	W17	TR	118495	513022	338686	521316	28831	34
4/2011	M17	W17	TR	118495	513022	338686	521676	100052	21
4/2011	M17	W17	TS	106539	505038	153808	521172	28846	49
4/2011	M17	W17	TS	106539	505038	153808	521250	28841	67

**ANR Pipeline Company  
Transportation Services  
Fuel By Route Analysis**

Reporting Year: January - December 2011  
Production Period: 04/2011

<u>Production Period</u>	<u>Receipt Segment</u>	<u>Delivery Segment</u>	<u>Service Class</u>	<u>Svc Req Contract</u>	<u>Receipt Location</u>	<u>Receipt Loc Prop</u>	<u>Delivery Location</u>	<u>Delivery Loc Prop</u>	<u>Fuel Quantity</u>
4/2011	MI 7	WI 7	TS	106539	505038	153808	521784	28720	196
4/2011	MI 7	WI 7	TS	108864	505038	153808	521392	28730	45
4/2011	MI 7	WI 7	TS	108872	505038	153808	521396	150407	20
	<b>Segment</b>								<b>89,188</b>
4/2011	ML 0	ML 0	TR	27100	501120	206051	505058	216158	3,600
4/2011	ML 0	MI 0	TR	118270	513000	307110	505058	216158	64
	<b>Segment</b>								<b>3,664</b>
4/2011	MW 5	MW 6	TR	114767	513067	696539	521608	171759	270
	<b>Segment</b>								<b>270</b>
4/2011	MW 6	MI 7	TR	50	521420	4602	505038	153808	189
4/2011	MW 6	MI 7	TR	750	505014	139246	505038	153808	197
4/2011	MW 6	MI 7	TR	1800	505013	139241	505038	153808	318
4/2011	MW 6	MI 7	TR	108985	505005	139233	505038	153808	34
4/2011	MW 6	MI 7	TR	109314	521482	4741	505038	153808	192
	<b>Segment</b>								<b>930</b>
4/2011	SE 1	MI 2	TR	112842	511164	186900	521044	261572	1,577
	<b>Segment</b>								<b>1,577</b>
4/2011	SE 1	ME 3	TR	111963	511164	186900	521626	40184	389
4/2011	SE 1	ME 3	TR	113650	511164	186900	521626	40184	117
	<b>Segment</b>								<b>506</b>
4/2011	SE 1	MI 7	TR	111411	511164	186900	505038	153808	1,912
4/2011	SE 1	MI 7	TR	113399	511164	186900	521016	4196	999
	<b>Segment</b>								<b>2,911</b>
4/2011	SE 1	SE 2	TR	104141	510003	135819	523018	322625	75
4/2011	SE 1	SE 2	TR	113017	512438	40674	505240	217760	60
	<b>Segment</b>								<b>135</b>
4/2011	SE 2	ME 2	TR	104491	505002	103565	521982	283195	66
4/2011	SE 2	ME 2	TR	106309	505002	103565	521594	206666	917
4/2011	SE 2	ME 2	TR	117748	505002	103565	521536	20046	540
4/2011	SE 2	ME 2	TS	102722	505002	103565	505126	267228	629



**ANR Pipeline Company  
Transportation Services  
Fuel By Route Analysis**

Reporting Year: January - December 2011  
Production Period: 04/2011

<u>Production Period</u>	<u>Receipt Segment</u>	<u>Delivery Segment</u>	<u>Service Class</u>	<u>Svc Req Contract</u>	<u>Receipt Location</u>	<u>Receipt Loc Prop</u>	<u>Delivery Location</u>	<u>Delivery Loc Prop</u>	<u>Fuel Quantity</u>
4/2011	SE 2	ME 2	TS	109197	505002	103565	505060	221444	2,270
	<b>Segment</b>								
4/2011	SE 2	ME 3	TR	106116	505002	103565	505007	139235	4,422
4/2011	SE 2	ME 3	TR	108031	505002	103565	521688	153708	1,650
4/2011	SE 2	ME 3	TR	109528	505002	103565	520024	21906	1,028
4/2011	SE 2	ME 3	TR	109950	505002	103565	521638	153767	10,196
4/2011	SE 2	ME 3	TR	109952	505002	103565	521638	153767	588
4/2011	SE 2	ME 3	TR	110703	505002	103565	521620	16118	924
4/2011	SE 2	ME 3	TR	110899	505002	103565	521010	40186	20,290
4/2011	SE 2	ME 3	TR	110899	505002	103565	521534	138745	1
4/2011	SE 2	ME 3	TR	110899	505002	103565	521552	16265	3
4/2011	SE 2	ME 3	TR	110899	505002	103565	521626	40184	2,808
4/2011	SE 2	ME 3	TR	111411	505002	103565	521626	40184	2,903
4/2011	SE 2	ME 3	TR	112085	505002	103565	520027	295956	1,011
4/2011	SE 2	ME 3	TR	112085	505002	103565	521032	138747	1,210
4/2011	SE 2	ME 3	TR	112085	505002	103565	521092	4475	312
4/2011	SE 2	ME 3	TR	112085	505002	103565	521530	4274	1,879
4/2011	SE 2	ME 3	TR	112085	505002	103565	523038	398767	28
4/2011	SE 2	ME 3	TR	113357	505002	103565	521620	16118	67
4/2011	SE 2	ME 3	TR	113546	505002	103565	521528	4351	1,040
4/2011	SE 2	ME 3	TR	113650	505002	103565	521626	40184	3,700
4/2011	SE 2	ME 3	TR	114586	505002	103565	520026	38843	620
4/2011	SE 2	ME 3	TR	114588	505002	103565	520026	38843	6,010
4/2011	SE 2	ME 3	TR	116043	505002	103565	521626	40184	600
4/2011	SE 2	ME 3	TR	116277	505002	103565	520027	295956	431
4/2011	SE 2	ME 3	TR	117636	505002	103565	521638	153767	185
4/2011	SE 2	ME 3	TR	117748	505002	103565	521092	4475	360
4/2011	SE 2	ME 3	TR	118234	505002	103565	520027	295956	48
4/2011	SE 2	ME 3	TR	118234	505002	103565	521010	40186	295
4/2011	SE 2	ME 3	TR	118234	505002	103565	521010	40186	812
4/2011	SE 2	ME 3	TR	118234	505002	103565	521534	138745	52
4/2011	SE 2	ME 3	TR	118234	505002	103565	521552	16265	777
4/2011	SE 2	ME 3	TR	118234	505002	103565	521620	16118	13
4/2011	SE 2	ME 3	TR	118274	505002	103565	521626	40184	450

**ANR Pipeline Company  
Transportation Services  
Fuel By Route Analysis**

Reporting Year: January - December 2011  
Production Period: 04/2011

<u>Production Period</u>	<u>Receipt Segment</u>	<u>Delivery Segment</u>	<u>Service Class</u>	<u>Svc Req Contract</u>	<u>Receipt Location</u>	<u>Receipt Loc Prop</u>	<u>Delivery Location</u>	<u>Delivery Loc Prop</u>	<u>Fuel Quantity</u>
4/2011	SE 2	ME 3	TR	118279	505002	103565	521626	40184	180
4/2011	SE 2	ME 3	TR	118283	505002	103565	521626	40184	270
4/2011	SE 2	ME 3	TR	118299	505002	103565	521626	40184	60
4/2011	SE 2	ME 3	TR	118314	505002	103565	520018	22986	464
4/2011	SE 2	ME 3	TR	118314	505002	103565	520027	295956	779
4/2011	SE 2	ME 3	TR	118314	505002	103565	521620	16118	81
4/2011	SE 2	ME 3	TR	118330	505002	103565	520027	295956	137
4/2011	SE 2	ME 3	TR	118351	505002	103565	521626	40184	192
4/2011	SE 2	ME 3	TR	118353	505002	103565	521626	40184	144
4/2011	SE 2	ME 3	TR	118355	505002	103565	521626	40184	197
4/2011	SE 2	ME 3	TR	118366	505002	103565	521620	16118	1
4/2011	SE 2	ME 3	TR	118366	505002	103565	521626	40184	26
4/2011	SE 2	ME 3	TR	118374	505002	103565	521626	40184	326
4/2011	SE 2	ME 3	TR	118381	505002	103565	521534	138745	780
4/2011	SE 2	ME 3	TR	118397	505002	103565	521626	40184	270
4/2011	SE 2	ME 3	TR	118406	505002	103565	521626	40184	270
4/2011	SE 2	ME 3	TR	118424	505002	103565	521010	40186	53
4/2011	SE 2	ME 3	TR	118424	505002	103565	521620	16118	3
4/2011	SE 2	ME 3	TR	118424	505002	103565	521626	40184	68
4/2011	SE 2	ME 3	TR	118432	505002	103565	520027	295956	32
4/2011	SE 2	ME 3	TR	118436	505002	103565	521626	40184	30
4/2011	SE 2	ME 3	TS	109138	505002	103565	505011	139239	1,549
4/2011	SE 2	ME 3	TS	109145	505002	103565	521560	4481	25
4/2011	SE 2	ME 3	TS	109157	505002	103565	521568	4280	153
4/2011	SE 2	ME 3	TS	109190	505002	103565	505009	139237	480
	<b>Segment</b>								<b>66,861</b>
4/2011	SE 2	MI 7	TR	820	505002	103565	505038	153808	2,771
4/2011	SE 2	MI 7	TR	106118	505002	103565	505028	139366	720
4/2011	SE 2	MI 7	TR	106310	505002	103565	505038	153808	211
4/2011	SE 2	MI 7	TR	107892	505002	103565	505038	153808	186
4/2011	SE 2	MI 7	TR	109596	505002	103565	505019	139251	390
4/2011	SE 2	MI 7	TR	110024	505002	103565	505018	139250	3,458
4/2011	SE 2	MI 7	TR	110024	505002	103565	505038	153808	3,458

**ANR Pipeline Company  
Transportation Services  
Fuel By Route Analysis**

Reporting Year: *January - December 2011*  
Production Period: *04/2011*

<u>Production Period</u>	<u>Receipt Segment</u>	<u>Delivery Segment</u>	<u>Service Class</u>	<u>Svc Req Contract</u>	<u>Receipt Location</u>	<u>Receipt Loc Prop</u>	<u>Delivery Location</u>	<u>Delivery Loc Prop</u>	<u>Fuel Quantity</u>
4/2011	SE 2	MI 7	TR	110024	505002	103565	521118	11578	6,422
4/2011	SE 2	MI 7	TR	110899	505002	103565	521014	153852	1,149
4/2011	SE 2	MI 7	TR	110899	505002	103565	521074	40470	2,735
4/2011	SE 2	MI 7	TR	110899	505002	103565	521116	42078	799
4/2011	SE 2	MI 7	TR	110899	505002	103565	521138	11680	2,147
4/2011	SE 2	MI 7	TR	110899	505002	103565	521144	11580	981
4/2011	SE 2	MI 7	TR	110899	505002	103565	521670	40468	2,820
4/2011	SE 2	MI 7	TR	111308	505002	103565	505006	139234	480
4/2011	SE 2	MI 7	TR	111313	505002	103565	505038	153808	4,810
4/2011	SE 2	MI 7	TR	111313	505002	103565	521948	4492	740
4/2011	SE 2	MI 7	TR	111411	505002	103565	505038	153808	5,736
4/2011	SE 2	MI 7	TR	111411	505002	103565	521116	42078	7,502
4/2011	SE 2	MI 7	TR	112085	505002	103565	505038	153808	190
4/2011	SE 2	MI 7	TR	112560	505002	103565	521008	11616	359
4/2011	SE 2	MI 7	TR	112909	505002	103565	521622	110850	14,695
4/2011	SE 2	MI 7	TR	113082	505002	103565	505038	153808	6,120
4/2011	SE 2	MI 7	TR	113176	505002	103565	505038	153808	4,500
4/2011	SE 2	MI 7	TR	113194	505002	103565	505038	153808	5,610
4/2011	SE 2	MI 7	TR	113194	505002	103565	521116	42078	87
4/2011	SE 2	MI 7	TR	113357	505002	103565	505038	153808	3,652
4/2011	SE 2	MI 7	TR	113399	505002	103565	521016	4196	319
4/2011	SE 2	MI 7	TR	113450	505002	103565	521116	42078	10,530
4/2011	SE 2	MI 7	TR	113650	505002	103565	505038	153808	6,522
4/2011	SE 2	MI 7	TR	113650	505002	103565	521116	42078	4,213
4/2011	SE 2	MI 7	TR	113650	505002	103565	521634	11566	1,650
4/2011	SE 2	MI 7	TR	114021	505002	103565	505038	153808	321
4/2011	SE 2	MI 7	TR	114021	505002	103565	521116	42078	18,499
4/2011	SE 2	MI 7	TR	114166	505002	103565	521030	282436	226
4/2011	SE 2	MI 7	TR	115621	505002	103565	521116	42078	431
4/2011	SE 2	MI 7	TR	115942	505002	103565	521106	11747	15,157
4/2011	SE 2	MI 7	TR	115942	505002	103565	521116	42078	4,607
4/2011	SE 2	MI 7	TR	116043	505002	103565	505038	153808	8,442
4/2011	SE 2	MI 7	TR	116043	505002	103565	521008	11616	4,302

**ANR Pipeline Company  
Transportation Services  
Fuel By Route Analysis**

Reporting Year: January - December 2011  
Production Period: 04/2011

<u>Production Period</u>	<u>Receipt Segment</u>	<u>Delivery Segment</u>	<u>Service Class</u>	<u>Sve Req Contract</u>	<u>Receipt Location</u>	<u>Receipt Loc Prop</u>	<u>Delivery Location</u>	<u>Delivery Loc Prop</u>	<u>Fuel Quantity</u>
4/2011	SE 2	MI 7	TR	116043	505002	103565	521116	42078	4,264
4/2011	SE 2	MI 7	TR	116043	505002	103565	521634	11566	2,514
4/2011	SE 2	MI 7	TR	116277	505002	103565	521014	153852	209
4/2011	SE 2	MI 7	TR	116277	505002	103565	521932	138744	148
4/2011	SE 2	MI 7	TR	117787	505002	103565	523014	318733	102
4/2011	SE 2	MI 7	TR	118240	505002	103565	521116	42078	381
4/2011	SE 2	MI 7	TR	118242	505002	103565	521116	42078	15
4/2011	SE 2	MI 7	TR	118242	505002	103565	521634	11566	61
4/2011	SE 2	MI 7	TR	118252	505002	103565	521008	11616	276
4/2011	SE 2	MI 7	TR	118252	505002	103565	521116	42078	84
4/2011	SE 2	MI 7	TR	118255	505002	103565	505038	153808	393
4/2011	SE 2	MI 7	TR	118255	505002	103565	521008	11616	34,181
4/2011	SE 2	MI 7	TR	118255	505002	103565	521116	42078	2,637
4/2011	SE 2	MI 7	TR	118261	505002	103565	521104	40849	12,349
4/2011	SE 2	MI 7	TR	118261	505002	103565	521116	42078	3,761
4/2011	SE 2	MI 7	TR	118277	505002	103565	521932	138744	390
4/2011	SE 2	MI 7	TR	118285	505002	103565	521080	138675	126
4/2011	SE 2	MI 7	TR	118285	505002	103565	521932	138744	357
4/2011	SE 2	MI 7	TR	118301	505002	103565	521932	138744	90
4/2011	SE 2	MI 7	TR	118305	505002	103565	521008	11616	14,946
4/2011	SE 2	MI 7	TR	118308	505002	103565	505020	139252	1,560
4/2011	SE 2	MI 7	TR	118309	505002	103565	505038	153808	240
4/2011	SE 2	MI 7	TR	118316	505002	103565	505038	153808	360
4/2011	SE 2	MI 7	TR	118330	505002	103565	505020	139252	210
4/2011	SE 2	MI 7	TR	118336	505002	103565	505038	153808	749
4/2011	SE 2	MI 7	TR	118342	505002	103565	505020	139252	3,780
4/2011	SE 2	MI 7	TR	118344	505002	103565	505020	139252	510
4/2011	SE 2	MI 7	TR	118346	505002	103565	505038	153808	116
4/2011	SE 2	MI 7	TR	118351	505002	103565	521116	42078	171
4/2011	SE 2	MI 7	TR	118355	505002	103565	521116	42078	446
4/2011	SE 2	MI 7	TR	118358	505002	103565	521932	138744	100
4/2011	SE 2	MI 7	TR	118358	505002	103565	523028	360905	18
4/2011	SE 2	MI 7	TR	118360	505002	103565	505038	153808	60

**ANR Pipeline Company  
Transportation Services  
Fuel By Route Analysis**

Reporting Year: *January - December 2011*  
 Production Period: **04/2011**

<u>Production Period</u>	<u>Receipt Segment</u>	<u>Delivery Segment</u>	<u>Service Class</u>	<u>Svc Req Contract</u>	<u>Receipt Location</u>	<u>Receipt Loc Prop</u>	<u>Delivery Location</u>	<u>Delivery Loc Prop</u>	<u>Fuel Quantity</u>
4/2011	SE 2	MI 7	TR	118362	505002	103565	505020	139252	270
4/2011	SE 2	MI 7	TR	118366	505002	103565	505038	153808	450
4/2011	SE 2	MI 7	TR	118366	505002	103565	521116	42078	232
4/2011	SE 2	MI 7	TR	118374	505002	103565	521116	42078	166
4/2011	SE 2	MI 7	TR	118374	505002	103565	521948	4492	156
4/2011	SE 2	MI 7	TR	118378	505002	103565	521948	4492	936
4/2011	SE 2	MI 7	TR	118400	505002	103565	505038	153808	13
4/2011	SE 2	MI 7	TR	118400	505002	103565	521932	138744	77
4/2011	SE 2	MI 7	TR	118408	505002	103565	521932	138744	960
4/2011	SE 2	MI 7	TR	118411	505002	103565	505038	153808	480
4/2011	SE 2	MI 7	TR	118416	505002	103565	505038	153808	9,891
4/2011	SE 2	MI 7	TR	118416	505002	103565	505108	243097	36
4/2011	SE 2	MI 7	TR	118416	505002	103565	521014	153852	165
4/2011	SE 2	MI 7	TR	118416	505002	103565	521030	282436	330
4/2011	SE 2	MI 7	TR	118416	505002	103565	521116	42078	10,532
4/2011	SE 2	MI 7	TR	118417	505002	103565	521116	42078	9,580
4/2011	SE 2	MI 7	TR	118421	505002	103565	521116	42078	409
4/2011	SE 2	MI 7	TR	118424	505002	103565	505017	139249	1,075
4/2011	SE 2	MI 7	TR	118434	505002	103565	505020	139252	480
4/2011	SE 2	MI 7	TR	118438	505002	103565	505038	153808	120
4/2011	SE 2	MI 7	TR	118440	505002	103565	505038	153808	90
4/2011	SE 2	MI 7	TR	118443	505002	103565	521116	42078	4
4/2011	SE 2	MI 7	TR	118445	505002	103565	505020	139252	510
4/2011	SE 2	MI 7	TR	118448	505002	103565	521116	42078	2
4/2011	SE 2	MI 7	TR	118460	505002	103565	521116	42078	18,922
	<b>Segment</b>								<b>299,437</b>
4/2011	SE 2	SE 1	TR	80287	505002	103565	505042	158587	19
4/2011	SE 2	SE 1	TR	80287	505002	103565	505358	345116	149
4/2011	SE 2	SE 1	TR	111285	505002	103565	523064	766185	84
4/2011	SE 2	SE 1	TR	111411	505002	103565	521036	186899	55
4/2011	SE 2	SE 1	TR	112040	505236	174635	505042	158587	14
4/2011	SE 2	SE 1	TR	112145	505264	68285	505358	345116	35
4/2011	SE 2	SE 1	TR	112191	505002	103565	521036	186899	1,543

## ANR Pipeline Company Transportation Services Fuel By Route Analysis

Reporting Year: *January - December 2011*  
 Production Period: **04/2011**

<u>Production Period</u>	<u>Receipt Segment</u>	<u>Delivery Segment</u>	<u>Service Class</u>	<u>Svc Req Contract</u>	<u>Receipt Location</u>	<u>Receipt Loc Prop</u>	<u>Delivery Location</u>	<u>Delivery Loc Prop</u>	<u>Fuel Quantity</u>
4/2011	SE 2	SE 1	TR	112832	505002	103565	505358	345116	14
4/2011	SE 2	SE 1	TR	113012	505002	103565	521036	186899	43
4/2011	SE 2	SE 1	TR	113460	505002	103565	521036	186899	136
4/2011	SE 2	SE 1	TR	113650	505002	103565	521036	186899	141
4/2011	SE 2	SE 1	TR	114386	505002	103565	521036	186899	274
4/2011	SE 2	SE 1	TR	114586	505002	103565	521036	186899	37
4/2011	SE 2	SE 1	TR	114632	505002	103565	505276	325427	108
4/2011	SE 2	SE 1	TR	114872	505002	103565	521036	186899	107
4/2011	SE 2	SE 1	TR	115455	505002	103565	523064	766185	4
4/2011	SE 2	SE 1	TR	115457	505002	103565	523064	766185	9
4/2011	SE 2	SE 1	TR	115503	505264	68285	505358	345116	6
4/2011	SE 2	SE 1	TR	115602	505396	360185	505358	345116	18
4/2011	SE 2	SE 1	TR	115656	505002	103565	523064	766185	55
4/2011	SE 2	SE 1	TR	115726	505002	103565	523064	766185	72
4/2011	SE 2	SE 1	TR	115727	505002	103565	523064	766185	230
4/2011	SE 2	SE 1	TR	116349	505002	103565	521036	186899	215
4/2011	SE 2	SE 1	TR	117239	505002	103565	521036	186899	633
4/2011	SE 2	SE 1	TR	117321	505002	103565	523064	766185	67
4/2011	SE 2	SE 1	TR	117322	505002	103565	523064	766185	25
4/2011	SE 2	SE 1	TR	117373	505002	103565	505358	345116	4
4/2011	SE 2	SE 1	TR	117750	505002	103565	521036	186899	884
4/2011	SE 2	SE 1	TR	118104	505002	103565	505276	325427	120
4/2011	SE 2	SE 1	TR	118272	505002	103565	521036	186899	120
4/2011	SE 2	SE 1	TR	118353	505002	103565	521036	186899	2
<b>Segment</b>									
4/2011	SE 2	SE 2	TR	80285	505396	360185	520033	140154	5,223
4/2011	SE 2	SE 2	TR	80285	505396	360185	520034	140153	1
4/2011	SE 2	SE 2	TR	80285	505396	360185	523011	314576	6
4/2011	SE 2	SE 2	TR	80287	505002	103565	520006	40317	4
4/2011	SE 2	SE 2	TR	80287	505002	103565	521632	42593	9
4/2011	SE 2	SE 2	TR	80287	505002	103565	522110	10410	134
4/2011	SE 2	SE 2	TR	102610	505002	103565	522130	38295	27
4/2011	SE 2	SE 2	TR	105896	505002	103565	523063	742883	8
4/2011	SE 2	SE 2	TR						2,112

**ANR Pipeline Company  
Transportation Services  
Fuel By Route Analysis**

Reporting Year: *January - December 2011*  
Production Period: **04/2011**

<u>Production Period</u>	<u>Receipt Segment</u>	<u>Delivery Segment</u>	<u>Service Class</u>	<u>Svc Req Contract</u>	<u>Receipt Location</u>	<u>Receipt Loc Prop</u>	<u>Delivery Location</u>	<u>Delivery Loc Prop</u>	<u>Fuel Quantity</u>
4/2011	SE 2	SF 2	TR	106777	505002	103565	520009	10111	6,693
4/2011	SE 2	SE 2	TR	106777	505002	103565	522130	38295	1,754
4/2011	SE 2	SE 2	TR	106777	505002	103565	523018	322625	348
4/2011	SE 2	SE 2	TR	106779	505002	103565	505240	217760	780
4/2011	SE 2	SF 2	TR	108671	505002	103565	521632	42593	149
4/2011	SE 2	SE 2	TR	109607	505002	103565	520034	140153	90
4/2011	SE 2	SF 2	TR	109798	505002	103565	520033	140154	27
4/2011	SE 2	SF 2	TR	110399	505002	103565	521662	233620	867
4/2011	SE 2	SE 2	TR	110399	505264	68285	520034	140153	8
4/2011	SE 2	SE 2	TR	110899	505002	103565	522130	38295	2,220
4/2011	SF 2	SE 2	TR	112145	505002	103565	520033	140154	361
4/2011	SE 2	SF 2	TR	112145	505002	103565	520034	140153	60
4/2011	SE 2	SE 2	TR	112145	505396	360185	520033	140154	30
4/2011	SE 2	SE 2	TR	112191	505002	103565	520004	10369	3,006
4/2011	SE 2	SF 2	TR	112191	505002	103565	523018	322625	46
4/2011	SE 2	SE 2	TR	112191	505002	103565	523063	742883	1,685
4/2011	SE 2	SE 2	TR	112296	505002	103565	520004	10369	95
4/2011	SE 2	SE 2	TR	112296	505002	103565	521662	233620	969
4/2011	SE 2	SF 2	TR	112302	505002	103565	520004	10369	2,848
4/2011	SE 2	SE 2	TR	112302	505002	103565	523018	322625	509
4/2011	SE 2	SE 2	TR	112722	505002	103565	520009	10111	369
4/2011	SE 2	SE 2	TR	112832	505002	103565	523018	322625	256
4/2011	SF 2	SE 2	TR	113012	505002	103565	521632	42593	806
4/2011	SE 2	SE 2	TR	113012	505002	103565	523018	322625	386
4/2011	SE 2	SE 2	TR	113122	505002	103565	520034	140153	3,189
4/2011	SF 2	SE 2	TR	113124	505002	103565	505240	217760	510
4/2011	SE 2	SF 2	TR	113408	505002	103565	523017	322045	22
4/2011	SE 2	SE 2	TR	113490	505002	103565	522106	218538	209
4/2011	SE 2	SF 2	TR	113490	505002	103565	523017	322045	261
4/2011	SE 2	SE 2	TR	113490	505264	68285	522106	218538	350
4/2011	SE 2	SE 2	TR	113490	505264	68285	523017	322045	199
4/2011	SE 2	SE 2	TR	113726	505002	103565	520004	10369	167
4/2011	SE 2	SF 2	TR	113726	505002	103565	523018	322625	338

**ANR Pipeline Company  
Transportation Services  
Fuel By Route Analysis**

Reporting Year: January - December 2011  
Production Period: 04/2011

<u>Production Period</u>	<u>Receipt Segment</u>	<u>Delivery Segment</u>	<u>Service Class</u>	<u>Svc Rcg Contract</u>	<u>Receipt Location</u>	<u>Receipt Loc Prop</u>	<u>Delivery Location</u>	<u>Delivery Loc Prop</u>	<u>Fuel Quantity</u>
4/2011	SE 2	SE 2	TR	114051	505002	103565	505240	217760	30
4/2011	SE 2	SE 2	TR	114222	505002	103565	523018	322625	4
4/2011	SE 2	SE 2	TR	114222	505002	103565	523063	742883	2,190
4/2011	SE 2	SE 2	TR	114386	505002	103565	520004	10369	952
4/2011	SE 2	SE 2	TR	114386	505002	103565	523018	322625	385
4/2011	SE 2	SE 2	TR	114872	505002	103565	520004	10369	435
4/2011	SE 2	SE 2	TR	114872	505002	103565	521632	42593	747
4/2011	SE 2	SE 2	TR	114872	505002	103565	523063	742883	368
4/2011	SE 2	SE 2	TR	115455	505002	103565	523018	322625	1,067
4/2011	SE 2	SE 2	TR	115455	505002	103565	523063	742883	77
4/2011	SE 2	SE 2	TR	115456	505002	103565	523018	322625	540
4/2011	SE 2	SE 2	TR	115457	505002	103565	523018	322625	333
4/2011	SE 2	SE 2	TR	115457	505002	103565	523063	742883	332
4/2011	SE 2	SE 2	TR	115562	505002	103565	523018	322625	614
4/2011	SE 2	SE 2	TR	115602	505002	103565	520004	10369	6
4/2011	SE 2	SE 2	TR	115602	505002	103565	521632	42593	72
4/2011	SE 2	SE 2	TR	115726	505002	103565	520004	10369	1,294
4/2011	SE 2	SE 2	TR	115726	505002	103565	523018	322625	509
4/2011	SE 2	SE 2	TR	115726	505002	103565	523063	742883	53
4/2011	SE 2	SE 2	TR	115727	505002	103565	523018	322625	818
4/2011	SE 2	SE 2	TR	115727	505002	103565	523063	742883	206
4/2011	SE 2	SE 2	TR	116277	505002	103565	520004	10369	305
4/2011	SE 2	SE 2	TR	116277	505002	103565	521002	43613	50
4/2011	SE 2	SE 2	TR	116277	505002	103565	521632	42593	797
4/2011	SE 2	SE 2	TR	116432	505002	103565	522106	218538	73
4/2011	SE 2	SE 2	TR	117223	505002	103565	521632	42593	1,754
4/2011	SE 2	SE 2	TR	117239	505002	103565	520004	10369	2,106
4/2011	SE 2	SE 2	TR	117239	505002	103565	521632	42593	12
4/2011	SE 2	SE 2	TR	117321	505002	103565	520004	10369	51
4/2011	SE 2	SE 2	TR	117322	505002	103565	520004	10369	38
4/2011	SE 2	SE 2	TR	117773	505002	103565	521632	42593	2,220
4/2011	SE 2	SE 2	TR	118351	505002	103565	523018	322625	17
									<b>50,363</b>

Segment



**ANR Pipeline Company  
Transportation Services  
Fuel By Route Analysis**

Reporting Year: January - December 2011  
Production Period: 04/2011

Production Period	Receipt Segment	Delivery Segment	Service Class	Sve Rcg Contract	Receipt Location	Receipt Loc Prop	Delivery Location	Delivery Loc Prop	Fuel Quantity
4/2011	SE 2	SE 4	TR	109099	505264	68285	522140	112101	13
4/2011	SE 2	SE 4	TR	115656	505002	103565	505422	388015	16
4/2011	SE 2	SE 4	TR	115656	505002	103565	505461	467812	1
	<b>Segment</b>								<b>30</b>
4/2011	SE 2	W1 7	TR	820	505002	103565	505025	139257	163
4/2011	SE 2	W1 7	TR	107892	505002	103565	505024	139256	744
4/2011	SE 2	W1 7	TR	108862	505002	103565	521392	28730	480
4/2011	SE 2	W1 7	TR	109416	505002	103565	521316	28831	750
4/2011	SF 2	W1 7	TR	113042	505002	103565	505437	395744	10,519
4/2011	SF 2	W1 7	TR	115270	505002	103565	505437	395744	9,667
	<b>Segment</b>								<b>22,323</b>
4/2011	SE 3	SE 1	TR	106409	510022	29636	505276	325427	60
4/2011	SE 3	SE 1	TR	109160	510022	29636	505276	325427	150
4/2011	SE 3	SE 1	TR	109160	511110	123479	505276	325427	90
4/2011	SE 3	SE 1	TR	112268	511126	186211	505276	325427	17
4/2011	SE 3	SE 1	TR	115354	511126	186211	505276	325427	90
4/2011	SE 3	SE 1	TR	115821	510022	29636	505358	345116	108
4/2011	SE 3	SE 1	TR	117742	511108	29629	505276	325427	30
	<b>Segment</b>								<b>545</b>
4/2011	SE 3	SE 2	TR	106409	510022	29636	505240	217760	120
4/2011	SF 3	SE 2	TR	109751	510022	29636	505240	217760	150
4/2011	SE 3	SE 2	TR	113581	513017	345117	505240	217760	330
4/2011	SE 3	SE 2	TR	115495	510022	29636	505240	217760	60
	<b>Segment</b>								<b>660</b>
4/2011	SF 4	SE 1	TR	109958	512484	262432	505358	345116	70
4/2011	SE 4	SE 1	TR	109958	512566	145717	505358	345116	47
4/2011	SE 4	SE 1	TR	110502	512566	145717	505358	345116	202
4/2011	SE 4	SE 1	TR	115656	512484	262432	523064	766185	60
	<b>Segment</b>								<b>379</b>
4/2011	SE 4	SE 2	TR	80285	512484	262432	520033	140154	672
4/2011	SE 4	SE 2	TR	80285	512566	145717	520033	140154	493

**ANR Pipeline Company  
Transportation Services  
Fuel By Route Analysis**

Reporting Year: January - December 2011  
Production Period: 04/2011

Production Period	Receipt Segment	Delivery Segment	Service Class	Svc Req Contract	Receipt Location	Receipt Loc Prop	Delivery Location	Delivery Loc Prop	Fuel Quantity
4/2011	SE 4	SE 2	TR	80285	513055	473055	520033	140154	15
4/2011	SE 4	SE 2	TR	80725	512122	31156	520033	140154	60
4/2011	SE 4	SE 2	TR	104805	512232	287617	520004	10369	52
4/2011	SE 4	SE 2	TR	105063	512184	105431	520033	140154	30
4/2011	SE 4	SE 2	TR	105063	512224	126363	523011	314576	1
4/2011	SE 4	SE 2	TR	105063	512508	31702	523011	314576	1
4/2011	SE 4	SE 2	TR	105063	512544	184272	520034	140153	6
4/2011	SE 4	SE 2	TR	105771	505421	388014	520034	140153	30
4/2011	SE 4	SE 2	TR	105787	505421	388014	523011	314576	1
4/2011	SE 4	SE 2	TR	105787	505460	467811	523011	314576	120
4/2011	SE 4	SE 2	TR	105787	512484	262432	520034	140153	29
4/2011	SE 4	SE 2	TR	107281	512178	31416	520034	140153	30
4/2011	SE 4	SE 2	TR	107291	512484	262432	520033	140154	30
4/2011	SE 4	SE 2	TR	108649	512152	31115	520033	140154	26
4/2011	SE 4	SE 2	TR	108649	512222	192872	520033	140154	210
4/2011	SE 4	SE 2	TR	108649	513073	321545	520034	140153	120
4/2011	SE 4	SE 2	TR	109158	512102	30798	520033	140154	90
4/2011	SE 4	SE 2	TR	109158	512152	31115	520033	140154	60
4/2011	SE 4	SE 2	TR	109158	512168	226833	520033	140154	30
4/2011	SE 4	SE 2	TR	109158	512232	287617	520034	140153	1
4/2011	SE 4	SE 2	TR	109158	512484	262432	520033	140154	3
4/2011	SE 4	SE 2	TR	109158	512544	184272	520034	140153	330
4/2011	SE 4	SE 2	TR	109238	512544	184272	520033	140154	30
4/2011	SE 4	SE 2	TR	109726	512484	262432	521632	42593	91
4/2011	SE 4	SE 2	TR	109727	512484	262432	520034	140153	196
4/2011	SE 4	SE 2	TR	109871	512166	36984	520033	140154	7
4/2011	SE 4	SE 2	TR	110501	512484	262432	520033	140154	4
4/2011	SE 4	SE 2	TR	110501	512566	145717	520033	140154	29
4/2011	SE 4	SE 2	TR	110508	512566	145717	520033	140154	28
4/2011	SE 4	SE 2	TR	111476	512484	262432	520033	140154	3
4/2011	SE 4	SE 2	TR	111476	512566	145717	520033	140154	84
4/2011	SE 4	SE 2	TR	111476	513055	473055	520033	140154	30
4/2011	SE 4	SE 2	TR	111522	513055	473055	520033	140154	2

**ANR Pipeline Company  
Transportation Services  
Fuel By Route Analysis**

Reporting Year: *January - December 2011*  
Production Period: *04/2011*

<u>Production Period</u>	<u>Receipt Segment</u>	<u>Delivery Segment</u>	<u>Service Class</u>	<u>Svc Req Contract</u>	<u>Receipt Location</u>	<u>Receipt Loc Prop</u>	<u>Delivery Location</u>	<u>Delivery Loc Prop</u>	<u>Fuel Quantity</u>
4/2011	SE 4	SE 2	TR	111570	505421	388014	520034	140153	60
4/2011	SE 4	SE 2	TR	112313	505460	467811	520033	140154	90
4/2011	SE 4	SE 2	TR	112313	505460	467811	523011	314576	30
4/2011	SE 4	SE 2	TR	113303	505530	966370	520033	140154	270
4/2011	SE 4	SE 2	TR	113303	505530	966370	523011	314576	31
4/2011	SE 4	SE 2	TR	114253	505421	388014	523011	314576	30
4/2011	SE 4	SE 2	TR	114260	513055	473055	523011	314576	12
4/2011	SE 4	SE 2	TR	114289	513073	321545	523011	314576	1
4/2011	SE 4	SE 2	TR	115354	512484	262432	520033	140154	28
4/2011	SE 4	SE 2	TR	115451	512544	184272	520033	140154	16
4/2011	SE 4	SE 2	TR	115489	513026	362771	520033	140154	30
4/2011	SE 4	SE 2	TR	115489	513070	734750	520033	140154	30
4/2011	SE 4	SE 2	TR	115503	512112	150702	520033	140154	18
4/2011	SE 4	SE 2	TR	115503	512112	150702	520034	140153	1
4/2011	SE 4	SE 2	TR	115503	512112	150702	523011	314576	4
4/2011	SE 4	SE 2	TR	115503	512124	103717	520033	140154	1
4/2011	SE 4	SE 2	TR	115503	512130	263312	520033	140154	30
4/2011	SE 4	SE 2	TR	115551	512204	150713	520034	140153	29
4/2011	SW 3	SW 1	TR	80540	502214	179887	523061	737783	<b>3,655</b>
4/2011	SW 4	ME 3	TR	1650	505003	103702	505008	139236	381
4/2011	SW 4	ME 3	TR	15350	505003	103702	521534	138745	1,890
4/2011	SW 4	ME 3	TR	110505	505003	103702	520024	21906	2,910
4/2011	SW 4	ME 3	TR	110505	505003	103702	520027	295956	48
4/2011	SW 4	ME 3	TR	110505	505003	103702	521620	16118	3,014
4/2011	SW 4	ME 3	TR	110506	505003	103702	520027	295956	320
4/2011	SW 4	ME 3	TR	110507	505003	103702	520027	295956	628
4/2011	SW 4	ME 3	TR	110899	505003	103702	521552	16265	11
4/2011	SW 4	ME 3	TR	110948	505003	103702	505007	139235	390
4/2011	SW 4	ME 3	TR	113056	505003	103702	520024	21906	1,080
4/2011	SW 4	ME 3	TR	113056	505003	103702	520027	295956	8,910
4/2011	SW 4	ME 3	TR	113056	505003	103702	520027	295956	174

**ANR Pipeline Company  
Transportation Services  
Fuel By Route Analysis**

Reporting Year: January - December 2011  
Production Period: 04/2011

<u>Production Period</u>	<u>Receipt Segment</u>	<u>Delivery Segment</u>	<u>Service Class</u>	<u>Svc Rcq Contract</u>	<u>Receipt Location</u>	<u>Receipt Loc Prop</u>	<u>Delivery Location</u>	<u>Delivery Loc Prop</u>	<u>Fuel Quantity</u>
4/2011	SW 4	ME 3	TR	113056	505003	103702	521010	40186	3,116
4/2011	SW 4	ME 3	TR	113056	505003	103702	521528	4351	2,794
4/2011	SW 4	ME 3	TR	113056	505003	103702	521530	4274	95
4/2011	SW 4	ME 3	TR	113056	505003	103702	521534	138745	3,482
4/2011	SW 4	ME 3	TR	113056	505003	103702	521572	40455	4,089
4/2011	SW 4	ME 3	TR	113056	505003	103702	521576	40189	120
4/2011	SW 4	ME 3	TR	114590	505003	103702	520023	28447	14,610
4/2011	SW 4	ME 3	TR	116491	505003	103702	520026	38843	12,538
4/2011	SW 4	ME 3	TR	118431	505003	103702	521010	40186	17
4/2011	SW 4	ME 3	TR	118431	505003	103702	521534	138745	493
4/2011	SW 4	ME 3	TR	118450	505003	103702	521010	40186	20
4/2011	SW 4	ME 3	TR	118450	505003	103702	521534	138745	580
<b>Segment</b>									
4/2011	SW 4	MI 7	TR	18450	505003	103702	505038	153808	61,329
4/2011	SW 4	MI 7	TR	104404	505003	103702	505038	153808	1,110
4/2011	SW 4	MI 7	TR	104404	505003	103702	521116	42078	18,242
4/2011	SW 4	MI 7	TR	108304	505003	103702	505030	139369	26,667
4/2011	SW 4	MI 7	TR	109304	505003	103702	505038	153808	21,900
4/2011	SW 4	MI 7	TR	109414	505003	103702	521098	108641	13,127
4/2011	SW 4	MI 7	TR	109422	505003	103702	505018	139250	73
4/2011	SW 4	MI 7	TR	109422	505003	103702	505038	153808	1,358
4/2011	SW 4	MI 7	TR	109422	505003	103702	521118	11578	973
4/2011	SW 4	MI 7	TR	109511	505003	103702	505038	153808	3,488
4/2011	SW 4	MI 7	TR	109511	505003	103702	521104	40849	462
4/2011	SW 4	MI 7	TR	110505	505003	103702	521116	42078	72,416
4/2011	SW 4	MI 7	TR	110505	505003	103702	521634	11566	4,599
4/2011	SW 4	MI 7	TR	110506	505003	103702	521098	108641	55
4/2011	SW 4	MI 7	TR	110506	505003	103702	521116	42078	145
4/2011	SW 4	MI 7	TR	110507	505003	103702	521116	42078	6,520
4/2011	SW 4	MI 7	TR	110884	505003	103702	521116	42078	15,318
4/2011	SW 4	MI 7	TR	110885	505003	103702	505038	42078	36,360
4/2011	SW 4	MI 7	TR	110885	505003	103702	505108	153808	17,124
4/2011	SW 4	MI 7	TR	110885	505003	103702	505108	243097	1,089
4/2011	SW 4	MI 7	TR	110885	505003	103702	521116	42078	13,446

## ANR Pipeline Company Transportation Services Fuel By Route Analysis

**Reporting Year: January - December 2011**  
**Production Period: 04/2011**

<u>Production Period</u>	<u>Receipt Segment</u>	<u>Delivery Segment</u>	<u>Service Class</u>	<u>Svc Req Contract</u>	<u>Receipt Location</u>	<u>Receipt Loc Prop</u>	<u>Delivery Location</u>	<u>Delivery Loc Prop</u>	<u>Fuel Quantity</u>
4/2011	SW 4	MI 7	TR	110885	505003	103702	521144	11580	8,284
4/2011	SW 4	MI 7	TR	110885	505003	103702	521622	110450	9
4/2011	SW 4	MI 7	TR	110885	505003	103702	521634	11566	19,289
4/2011	SW 4	MI 7	TR	110885	505003	103702	521690	40892	7,661
4/2011	SW 4	MI 7	TR	110885	505003	103702	523025	338685	788
4/2011	SW 4	MI 7	TR	110889	505003	103702	521074	40470	720
4/2011	SW 4	MI 7	TR	110889	505003	103702	521098	108641	1,459
4/2011	SW 4	MI 7	TR	110889	505003	103702	521118	11578	779
4/2011	SW 4	MI 7	TR	110889	505003	103702	521138	11680	100
4/2011	SW 4	MI 7	TR	110889	505003	103702	521142	40477	1,230
4/2011	SW 4	MI 7	TR	110889	505003	103702	521144	11580	990
4/2011	SW 4	MI 7	TR	110889	505003	103702	521146	11785	1,740
4/2011	SW 4	MI 7	TR	110889	505003	103702	521152	11589	90
4/2011	SW 4	MI 7	TR	110889	505003	103702	521690	40892	182
4/2011	SW 4	MI 7	TR	110899	505003	103702	505038	153808	2,319
4/2011	SW 4	MI 7	TR	110899	505003	103702	505415	384818	2,435
4/2011	SW 4	MI 7	TR	110899	505003	103702	521008	11616	1,556
4/2011	SW 4	MI 7	TR	110899	505003	103702	521074	40470	615
4/2011	SW 4	MI 7	TR	110899	505003	103702	521118	11578	7,674
4/2011	SW 4	MI 7	TR	110899	505003	103702	521122	11751	1,783
4/2011	SW 4	MI 7	TR	110899	505003	103702	521124	11562	2,347
4/2011	SW 4	MI 7	TR	110899	505003	103702	521138	11680	74
4/2011	SW 4	MI 7	TR	110899	505003	103702	521142	40477	1,981
4/2011	SW 4	MI 7	TR	110899	505003	103702	521144	11580	72
4/2011	SW 4	MI 7	TR	110899	505003	103702	521162	11748	2,956
4/2011	SW 4	MI 7	TR	110899	505003	103702	521670	40468	238
4/2011	SW 4	MI 7	TR	110899	505003	103702	523052	467243	4,139
4/2011	SW 4	MI 7	TR	110902	505003	103702	505415	384818	973
4/2011	SW 4	MI 7	TR	110902	505003	103702	521622	110850	341
4/2011	SW 4	MI 7	TR	110902	505003	103702	521690	40892	13,019
4/2011	SW 4	MI 7	TR	110942	505003	103702	505006	139234	1,800
4/2011	SW 4	MI 7	TR	110943	505003	103702	505038	153808	1,014
4/2011	SW 4	MI 7	TR	110943	505003	103702	521948	4492	156

**ANR Pipeline Company  
Transportation Services  
Fuel By Route Analysis**

Reporting Year: January - December 2011  
Production Period: 04/2011

<u>Production Period</u>	<u>Receipt Segment</u>	<u>Delivery Segment</u>	<u>Service Class</u>	<u>Svc Req Contract</u>	<u>Receipt Location</u>	<u>Receipt Loc Prop</u>	<u>Delivery Location</u>	<u>Delivery Loc Prop</u>	<u>Fuel Quantity</u>
4/2011	SW 4	MI 7	TR	110949	505003	103702	505028	139366	1,890
4/2011	SW 4	MI 7	TR	110956	505003	103702	505038	153808	4,185
4/2011	SW 4	MI 7	TR	110956	505003	103702	521008	11616	11,520
4/2011	SW 4	MI 7	TR	110956	505003	103702	521030	282436	3,271
4/2011	SW 4	MI 7	TR	110956	505003	103702	521634	11566	9,730
4/2011	SW 4	MI 7	TR	110956	505003	103702	521985	278172	487
4/2011	SW 4	MI 7	TR	110979	505003	103702	505038	153808	8,509
4/2011	SW 4	MI 7	TR	110979	505003	103702	521016	4196	1,293
4/2011	SW 4	MI 7	TR	110979	505003	103702	521116	42078	12,967
4/2011	SW 4	MI 7	TR	110979	505003	103702	521634	11566	11,876
4/2011	SW 4	MI 7	TR	110979	505003	103702	523014	318733	243
4/2011	SW 4	MI 7	TR	110979	505003	103702	523025	338685	629
4/2011	SW 4	MI 7	TR	111456	505003	103702	521116	42078	927
4/2011	SW 4	MI 7	TR	111456	505003	103702	521634	11566	473
4/2011	SW 4	MI 7	TR	112858	505003	103702	505038	153808	6,450
4/2011	SW 4	MI 7	TR	112924	505003	103702	505038	153808	89
4/2011	SW 4	MI 7	TR	113116	505003	103702	501136	104776	24,480
4/2011	SW 4	MI 7	TR	113116	505003	103702	521116	42078	3,950
4/2011	SW 4	MI 7	TR	113116	505003	103702	521622	110850	790
4/2011	SW 4	MI 7	TR	113189	505003	103702	521008	11616	4,601
4/2011	SW 4	MI 7	TR	113189	505003	103702	521116	42078	472
4/2011	SW 4	MI 7	TR	113189	505003	103702	521634	11566	4,488
4/2011	SW 4	MI 7	TR	113193	505003	103702	505038	153808	60
4/2011	SW 4	MI 7	TR	113193	505003	103702	521098	108641	3,630
4/2011	SW 4	MI 7	TR	113193	505003	103702	521116	42078	981
4/2011	SW 4	MI 7	TR	113193	505003	103702	521118	11578	2,619
4/2011	SW 4	MI 7	TR	113193	505003	103702	521144	11580	1,140
4/2011	SW 4	MI 7	TR	113372	505003	103702	505038	153808	3,984
4/2011	SW 4	MI 7	TR	113372	505003	103702	521030	282436	2,655
4/2011	SW 4	MI 7	TR	113372	505003	103702	521634	11566	3,547
4/2011	SW 4	MI 7	TR	113372	505003	103702	521985	278172	172
4/2011	SW 4	MI 7	TR	114497	505003	103702	505108	243097	2,580
4/2011	SW 4	MI 7	TR	114497	505003	103702	510005	246067	2,563

## ANR Pipeline Company Transportation Services Fuel By Route Analysis

Reporting Year: *January - December 2011*  
 Production Period: **04/2011**

<u>Production Period</u>	<u>Receipt Segment</u>	<u>Delivery Segment</u>	<u>Service Class</u>	<u>Svc Req Contract</u>	<u>Receipt Location</u>	<u>Receipt Loc Prop</u>	<u>Delivery Location</u>	<u>Delivery Loc Prop</u>	<u>Fuel Quantity</u>
4/2011	SW 4	MI 7	TR	114497	505003	103702	521016	4196	1,599
4/2011	SW 4	MI 7	TR	114497	505003	103702	521116	42078	1,551
4/2011	SW 4	MI 7	TR	114497	505003	103702	521138	11680	12
4/2011	SW 4	MI 7	TR	114497	505003	103702	521156	11572	48
4/2011	SW 4	MI 7	TR	114497	505003	103702	521634	11566	315
4/2011	SW 4	MI 7	TR	114497	505003	103702	521985	278172	2,412
4/2011	SW 4	MI 7	TR	114497	505003	103702	523025	338685	6,821
4/2011	SW 4	MI 7	TR	114532	505003	103702	505038	153808	161
4/2011	SW 4	MI 7	TR	114532	505003	103702	505108	243097	4,313
4/2011	SW 4	MI 7	TR	114532	505003	103702	521030	282436	66
4/2011	SW 4	MI 7	TR	114532	505003	103702	521080	138675	143
4/2011	SW 4	MI 7	TR	114532	505003	103702	521985	278172	252
4/2011	SW 4	MI 7	TR	115269	505003	103702	521080	138675	4,890
4/2011	SW 4	MI 7	TR	116003	505003	103702	505038	153808	6,631
4/2011	SW 4	MI 7	TR	116003	505003	103702	521008	11616	13,505
4/2011	SW 4	MI 7	TR	116003	505003	103702	521014	153852	117
4/2011	SW 4	MI 7	TR	116003	505003	103702	521074	40470	2,143
4/2011	SW 4	MI 7	TR	116003	505003	103702	521116	42078	221
4/2011	SW 4	MI 7	TR	116003	505003	103702	521118	11578	2,371
4/2011	SW 4	MI 7	TR	116003	505003	103702	521122	11751	1,680
4/2011	SW 4	MI 7	TR	116003	505003	103702	521124	11562	1,650
4/2011	SW 4	MI 7	TR	116003	505003	103702	521138	11680	2,462
4/2011	SW 4	MI 7	TR	116003	505003	103702	521142	40477	1,204
4/2011	SW 4	MI 7	TR	116003	505003	103702	521144	11580	737
4/2011	SW 4	MI 7	TR	116003	505003	103702	521146	11785	1,080
4/2011	SW 4	MI 7	TR	116003	505003	103702	521154	11574	550
4/2011	SW 4	MI 7	TR	116003	505003	103702	521156	11572	851
4/2011	SW 4	MI 7	TR	116003	505003	103702	521158	11581	1,086
4/2011	SW 4	MI 7	TR	116003	505003	103702	521162	11748	408
4/2011	SW 4	MI 7	TR	116003	505003	103702	521634	11566	512
4/2011	SW 4	MI 7	TR	116003	505003	103702	521670	40468	5,511
4/2011	SW 4	MI 7	TR	116003	505003	103702	521678	140834	210
4/2011	SW 4	MI 7	TR	116003	505003	103702	521962	139401	849

**ANR Pipeline Company  
Transportation Services  
Fuel By Route Analysis**

Reporting Year: January - December 2011  
Production Period: 04/2011

<u>Production Period</u>	<u>Receipt Segment</u>	<u>Delivery Segment</u>	<u>Service Class</u>	<u>Svc Req Contract</u>	<u>Receipt Location</u>	<u>Receipt Loc Prop</u>	<u>Delivery Location</u>	<u>Delivery Loc Prop</u>	<u>Fuel Quantity</u>
4/2011	SW 4	MI 7	TR	117673	505003	103702	505038	153808	20,366
4/2011	SW 4	MI 7	TR	118145	505003	103702	505038	153808	8,869
4/2011	SW 4	MI 7	TR	118145	505003	103702	521014	153852	7,193
4/2011	SW 4	MI 7	TR	118145	505003	103702	521116	42078	4,193
4/2011	SW 4	MI 7	TR	118145	505003	103702	521962	139401	3,057
4/2011	SW 4	MI 7	TR	118191	505003	103702	505038	153808	853
4/2011	SW 4	MI 7	TR	118191	505003	103702	521008	11616	26,878
4/2011	SW 4	MI 7	TR	118191	505003	103702	521116	42078	6,100
4/2011	SW 4	MI 7	TR	118191	505003	103702	521634	11566	2,375
4/2011	SW 4	MI 7	TR	118191	505003	103702	521932	138744	1,005
4/2011	SW 4	MI 7	TR	118192	505003	103702	505108	243097	974
4/2011	SW 4	MI 7	TR	118192	505003	103702	521008	11616	630
4/2011	SW 4	MI 7	TR	118192	505003	103702	521074	40470	2,588
4/2011	SW 4	MI 7	TR	118192	505003	103702	521116	42078	7,426
4/2011	SW 4	MI 7	TR	118192	505003	103702	521118	11578	720
4/2011	SW 4	MI 7	TR	118192	505003	103702	521138	11680	1,010
4/2011	SW 4	MI 7	TR	118192	505003	103702	521160	11590	2,423
4/2011	SW 4	MI 7	TR	118192	505003	103702	521634	11566	9,719
4/2011	SW 4	MI 7	TR	118192	505003	103702	521670	40468	1,559
4/2011	SW 4	MI 7	TR	118192	505003	103702	521948	4492	354
4/2011	SW 4	MI 7	TR	118192	505003	103702	521962	139401	240
4/2011	SW 4	MI 7	TR	118281	505003	103702	505108	243097	38
4/2011	SW 4	MI 7	TR	118304	505003	103702	505108	243097	487
4/2011	SW 4	MI 7	TR	118304	505003	103702	521016	4196	599
4/2011	SW 4	MI 7	TR	118304	505003	103702	521080	138675	1,461
4/2011	SW 4	MI 7	TR	118304	505003	103702	521098	108641	482
4/2011	SW 4	MI 7	TR	118304	505003	103702	521116	42078	3,291
4/2011	SW 4	MI 7	TR	118304	505003	103702	521616	4194	487
4/2011	SW 4	MI 7	TR	118304	505003	103702	521634	11566	1,211
4/2011	SW 4	MI 7	TR	118304	505003	103702	521690	40892	6,102
4/2011	SW 4	MI 7	TR	118399	505003	103702	521098	108641	23,297
4/2011	SW 4	MI 7	TR	118415	505003	103702	505038	153808	4,410
4/2011	SW 4	MI 7	TR	118425	505003	103702	505017	139249	23,681



**ANR Pipeline Company  
Transportation Services  
Fuel By Route Analysis**

Reporting Year: January - December 2011  
Production Period: 04/2011

<u>Production Period</u>	<u>Receipt Segment</u>	<u>Delivery Segment</u>	<u>Service Class</u>	<u>Svc Req Contract</u>	<u>Receipt Location</u>	<u>Receipt Loc Prop</u>	<u>Delivery Location</u>	<u>Delivery Loc Prop</u>	<u>Fuel Quantity</u>
4/2011	SW 4	MI 7	TR	118425	505003	103702	505038	153808	2,238
4/2011	SW 4	MI 7	TR	118425	505003	103702	521014	153852	6,211
4/2011	SW 4	MI 7	TR	118425	505003	103702	521634	11566	353
4/2011	SW 4	MI 7	TR	118426	505003	103702	505038	153808	3,672
4/2011	SW 4	MI 7	TR	118426	505003	103702	505415	384818	864
	<b>Segment</b>								<b>734,313</b>
4/2011	SW 4	MW 5	TR	200	505003	103702	521600	40285	30
4/2011	SW 4	MW 5	TR	106670	505003	103702	521408	12999	59
4/2011	SW 4	MW 5	TR	110899	505003	103702	521656	284918	102
4/2011	SW 4	MW 5	TR	111657	505003	103702	521656	284918	1,469
4/2011	SW 4	MW 5	TR	117062	505003	103702	521408	12999	60
4/2011	SW 4	MW 5	TS	109136	505003	103702	521596	5227	79
4/2011	SW 4	MW 5	TS	109149	513042	385402	505015	139247	1,047
	<b>Segment</b>								<b>2,846</b>
4/2011	SW 4	MW 6	TR	1	505003	103702	521420	4602	2,760
4/2011	SW 4	MW 6	TR	200	505003	103702	505013	139241	9,303
4/2011	SW 4	MW 6	TR	200	505003	103702	521400	13135	60
4/2011	SW 4	MW 6	TR	700	505003	103702	505014	139246	2,310
4/2011	SW 4	MW 6	TR	19750	505003	103702	521440	4616	2,946
4/2011	SW 4	MW 6	TR	108159	505003	103702	521400	13135	440
4/2011	SW 4	MW 6	TR	108159	505003	103702	521420	4602	34
4/2011	SW 4	MW 6	TR	108409	505003	103702	521482	4741	1,277
4/2011	SW 4	MW 6	TR	108861	505003	103702	521498	4857	703
4/2011	SW 4	MW 6	TR	108986	505003	103702	505005	139233	500
4/2011	SW 4	MW 6	TR	109304	505003	103702	505013	139241	80
4/2011	SW 4	MW 6	TR	109322	505003	103702	521482	4741	1,980
4/2011	SW 4	MW 6	TR	109576	505003	103702	521400	13135	163
4/2011	SW 4	MW 6	TR	109577	505003	103702	521434	4619	60
4/2011	SW 4	MW 6	TR	109577	505003	103702	521436	4561	276
4/2011	SW 4	MW 6	TR	110109	505003	103702	521482	4741	3,312
4/2011	SW 4	MW 6	TR	110185	505003	103702	505013	139241	1,902
4/2011	SW 4	MW 6	TR	110185	505003	103702	521086	103709	481

**ANR Pipeline Company  
Transportation Services  
Fuel By Route Analysis**

Reporting Year: January - December 2011  
Production Period: 04/2011

<u>Production Period</u>	<u>Receipt Segment</u>	<u>Delivery Segment</u>	<u>Service Class</u>	<u>Svc Req Contract</u>	<u>Receipt Location</u>	<u>Receipt Loc Prop</u>	<u>Delivery Location</u>	<u>Delivery Loc Prop</u>	<u>Fuel Quantity</u>
4/2011	SW 4	MW 6	TR	110185	505003	103702	521470	4738	2,975
4/2011	SW 4	MW 6	TR	110185	505003	103702	521482	4741	1,065
4/2011	SW 4	MW 6	TR	110291	505003	103702	521438	4614	4,820
4/2011	SW 4	MW 6	TR	110899	505003	103702	521470	4738	330
4/2011	SW 4	MW 6	TR	110970	505003	103702	521426	40183	90
4/2011	SW 4	MW 6	TR	110970	505003	103702	521608	171759	60
4/2011	SW 4	MW 6	TR	110979	505003	103702	521658	3605	249
4/2011	SW 4	MW 6	TR	110979	505003	103702	521914	40412	10,517
4/2011	SW 4	MW 6	TR	113189	505003	103702	521470	4738	382
4/2011	SW 4	MW 6	TR	113372	505003	103702	521432	4691	172
4/2011	SW 4	MW 6	TR	113372	505003	103702	521482	4741	420
4/2011	SW 4	MW 6	TR	114497	505003	103702	521470	4738	414
4/2011	SW 4	MW 6	TR	115815	505003	103702	521438	4614	5,172
4/2011	SW 4	MW 6	TR	117062	505003	103702	521420	4602	60
4/2011	SW 4	MW 6	TR	118350	505003	103702	521434	4619	307
4/2011	SW 4	MW 6	TR	118350	505003	103702	521470	4738	34
4/2011	SW 4	MW 6	TR	118350	505003	103702	521482	4741	30
4/2011	SW 4	MW 6	TR	118414	505003	103702	521400	13135	192
4/2011	SW 4	MW 6	TR	118414	505003	103702	521420	4602	627
4/2011	SW 4	MW 6	TR	118451	505003	103702	521482	4741	132
4/2011	SW 4	MW 6	TR	118529	505003	103702	521400	13135	34
4/2011	SW 4	MW 6	TR	118529	505003	103702	521420	4602	26
4/2011	SW 4	MW 6	TS	109137	505003	103702	521492	4604	182
4/2011	SW 4	MW 6	TS	109142	505003	103702	521526	3969	61
4/2011	SW 4	MW 6	TS	109143	505003	103702	521430	40195	119
4/2011	SW 4	MW 6	TS	109146	505003	103702	521496	4689	60
4/2011	SW 4	MW 6	TS	109148	505003	103702	521566	12977	884
4/2011	SW 4	MW 6	TS	109155	505003	103702	521498	4857	57
4/2011	SW 4	MW 6	TS	109161	505003	103702	521598	4564	107
4/2011	SW 4	MW 6	TS	109163	505003	103702	521502	4747	32
4/2011	SW 4	MW 6	TS	109169	505003	103702	521418	12991	168
4/2011	SW 4	MW 6	TS	109170	505003	103702	521494	4605	295
4/2011	SW 4	MW 6	TS	109171	505003	103702	521428	40193	326

**ANR Pipeline Company  
Transportation Services  
Fuel By Route Analysis**

Reporting Year: January - December 2011  
Production Period: 04/2011

Production Period	Receipt Segment	Delivery Segment	Service Class	Svc Req Contract	Receipt Location	Receipt Loc Prop	Delivery Location	Delivery Loc Prop	Fuel Quantity
4/2011	SW 4	MW 6	TS	109198	505003	103702	521426	40183	269
4/2011	SW 4	MW 6	TS	109199	505003	103702	521500	4693	59
4/2011	SW 4	MW 6	TS	110863	505003	103702	521608	171759	1,226
	<b>Segment</b>								<b>60,540</b>
4/2011	SW 4	SW 1	TR	115602	505003	103702	523061	737783	124
4/2011	SW 4	SW 1	TR	118468	505003	103702	523060	736566	849
4/2011	SW 4	SW 1	TR	118468	505003	103702	523061	737783	2,285
	<b>Segment</b>								<b>3,258</b>
4/2011	SW 4	SW 3	TR	102083	505003	103702	521070	221448	19
4/2011	SW 4	SW 3	TR	114087	505003	103702	522132	153896	1,264
	<b>Segment</b>								<b>1,283</b>
4/2011	SW 4	SW 4	TR	106670	505003	103702	521040	234898	25
4/2011	SW 4	SW 4	TR	107793	505003	103702	521020	34887	503
4/2011	SW 4	SW 4	TR	108545	505003	103702	521664	174769	31
4/2011	SW 4	SW 4	TR	112497	505003	103702	521020	34887	17
4/2011	SW 4	SW 4	TR	115706	510034	187481	521642	237023	440
	<b>Segment</b>								<b>1,016</b>
4/2011	SW 4	SW 5	TR	80540	510034	187481	522116	278352	218
	<b>Segment</b>								<b>218</b>
4/2011	SW 4	W17	TR	5450	505003	103702	505026	139258	10,650
4/2011	SW 4	W17	TR	104404	505003	103702	521314	28661	22,298
4/2011	SW 4	W17	TR	106460	505003	103702	505021	139253	15,780
4/2011	SW 4	W17	TR	108181	505003	103702	523032	384134	11,130
4/2011	SW 4	W17	TR	108268	505003	103702	505016	139248	14,610
4/2011	SW 4	W17	TR	108863	505003	103702	521392	28730	570
4/2011	SW 4	W17	TR	109665	505003	103702	521370	28788	240
4/2011	SW 4	W17	TR	110885	505003	103702	510033	28873	3,844
4/2011	SW 4	W17	TR	110902	505003	103702	521314	28661	12,533
4/2011	SW 4	W17	TR	110902	505003	103702	523034	384136	973
4/2011	SW 4	W17	TR	110902	505003	103702	523035	387791	1,120
4/2011	SW 4	W17	TR	110970	505003	103702	521784	28720	231

**ANR Pipeline Company  
Transportation Services  
Fuel By Route Analysis**

Reporting Year: January - December 2011  
Production Period: 04/2011

<u>Production Period</u>	<u>Receipt Segment</u>	<u>Delivery Segment</u>	<u>Service Class</u>	<u>Svc Req Contract</u>	<u>Receipt Location</u>	<u>Receipt Loc Prop</u>	<u>Delivery Location</u>	<u>Delivery Loc Prop</u>	<u>Fuel Quantity</u>
4/2011	SW 4	W1 7	TR	112923	505003	103702	521172	28846	4,980
4/2011	SW 4	W1 7	TR	112924	505003	103702	505024	139256	2,581
4/2011	SW 4	W1 7	TR	114497	505003	103702	521172	28846	245
4/2011	SW 4	W1 7	TR	114497	505003	103702	521174	28778	40
4/2011	SW 4	W1 7	TR	114497	505003	103702	521178	28883	47
4/2011	SW 4	W1 7	TR	114497	505003	103702	521186	42139	70
4/2011	SW 4	W1 7	TR	114497	505003	103702	521196	28771	54
4/2011	SW 4	W1 7	TR	114497	505003	103702	521246	28844	264
4/2011	SW 4	W1 7	TR	114497	505003	103702	521266	28702	32
4/2011	SW 4	W1 7	TR	114497	505003	103702	521298	28736	27
4/2011	SW 4	W1 7	TR	114497	505003	103702	521350	28660	85
4/2011	SW 4	W1 7	TR	114497	505003	103702	521784	28720	83
4/2011	SW 4	W1 7	TR	114497	505003	103702	521814	36934	104
4/2011	SW 4	W1 7	TR	114497	505003	103702	523034	384136	979
4/2011	SW 4	W1 7	TR	114497	505003	103702	523035	387791	1,229
4/2011	SW 4	W1 7	TR	114532	505003	103702	521012	40226	851
4/2011	SW 4	W1 7	TR	114532	505003	103702	521034	183670	2,086
4/2011	SW 4	W1 7	TR	114532	505003	103702	521168	28834	174
4/2011	SW 4	W1 7	TR	114532	505003	103702	521172	28846	2,789
4/2011	SW 4	W1 7	TR	114532	505003	103702	521174	28778	777
4/2011	SW 4	W1 7	TR	114532	505003	103702	521178	28883	1,096
4/2011	SW 4	W1 7	TR	114532	505003	103702	521186	42139	738
4/2011	SW 4	W1 7	TR	114532	505003	103702	521188	28862	403
4/2011	SW 4	W1 7	TR	114532	505003	103702	521196	28771	789
4/2011	SW 4	W1 7	TR	114532	505003	103702	521204	28672	241
4/2011	SW 4	W1 7	TR	114532	505003	103702	521218	28865	51
4/2011	SW 4	W1 7	TR	114532	505003	103702	521240	28759	797
4/2011	SW 4	W1 7	TR	114532	505003	103702	521246	28844	1,070
4/2011	SW 4	W1 7	TR	114532	505003	103702	521266	28702	936
4/2011	SW 4	W1 7	TR	114532	505003	103702	521314	28661	1,549
4/2011	SW 4	W1 7	TR	114532	505003	103702	521350	28660	857
4/2011	SW 4	W1 7	TR	114532	505003	103702	521374	28662	485
4/2011	SW 4	W1 7	TR	114532	505003	103702	521676	100052	248

**ANR Pipeline Company  
Transportation Services  
Fuel By Route Analysis**

Reporting Year: January - December 2011  
Production Period: 04/2011

<u>Production Period</u>	<u>Receipt Segment</u>	<u>Delivery Segment</u>	<u>Service Class</u>	<u>Svc Req Contract</u>	<u>Receipt Location</u>	<u>Receipt Loc Prop</u>	<u>Delivery Location</u>	<u>Delivery Loc Prop</u>	<u>Fuel Quantity</u>
4/2011	SW 4	W17	TR	114532	505003	103702	521784	28720	857
4/2011	SW 4	W17	TR	114532	505003	103702	521814	36934	1,202
4/2011	SW 4	W17	TR	114532	505003	103702	523034	384136	20
4/2011	SW 4	W17	TR	115269	505003	103702	505437	395744	36,094
4/2011	SW 4	W17	TR	117754	505003	103702	521316	28831	1,020
4/2011	SW 4	W17	TR	118304	505003	103702	521034	183670	487
4/2011	SW 4	W17	TR	118350	505003	103702	511130	40471	2
4/2011	SW 4	W17	TR	118350	505003	103702	521012	40226	390
4/2011	SW 4	W17	TR	118350	505003	103702	521168	28834	60
4/2011	SW 4	W17	TR	118350	505003	103702	521176	28859	86
4/2011	SW 4	W17	TR	118350	505003	103702	521180	28875	230
4/2011	SW 4	W17	TR	118350	505003	103702	521190	28825	104
4/2011	SW 4	W17	TR	118350	505003	103702	521200	28679	190
4/2011	SW 4	W17	TR	118350	505003	103702	521208	28780	250
4/2011	SW 4	W17	TR	118350	505003	103702	521210	28828	30
4/2011	SW 4	W17	TR	118350	505003	103702	521212	28882	168
4/2011	SW 4	W17	TR	118350	505003	103702	521214	40197	38
4/2011	SW 4	W17	TR	118350	505003	103702	521218	28865	19
4/2011	SW 4	W17	TR	118350	505003	103702	521230	28819	139
4/2011	SW 4	W17	TR	118350	505003	103702	521246	28844	609
4/2011	SW 4	W17	TR	118350	505003	103702	521302	28747	30
4/2011	SW 4	W17	TR	118350	505003	103702	521314	28661	2,649
4/2011	SW 4	W17	TR	118350	505003	103702	521320	28740	30
4/2011	SW 4	W17	TR	118350	505003	103702	521328	28763	16
4/2011	SW 4	W17	TR	118350	505003	103702	521330	28761	273
4/2011	SW 4	W17	TR	118350	505003	103702	521340	28732	48
4/2011	SW 4	W17	TR	118350	505003	103702	521344	28734	56
4/2011	SW 4	W17	TR	118350	505003	103702	521350	28660	308
4/2011	SW 4	W17	TR	118350	505003	103702	521356	28774	112
4/2011	SW 4	W17	TR	118350	505003	103702	521786	28798	128
4/2011	SW 4	W17	TR	118350	505003	103702	521812	40304	234
4/2011	SW 4	W17	TR	118350	505003	103702	521814	36934	392
4/2011	SW 4	W17	TR	118426	505003	103702	521174	28778	107

**ANR Pipeline Company  
Transportation Services  
Fuel By Route Analysis**

Reporting Year: January - December 2011  
Production Period: 04/2011

<u>Production Period</u>	<u>Receipt Segment</u>	<u>Delivery Segment</u>	<u>Service Class</u>	<u>Svc Req Contract</u>	<u>Receipt Location</u>	<u>Receipt Loc Prop</u>	<u>Delivery Location</u>	<u>Delivery Loc Prop</u>	<u>Fuel Quantity</u>
4/2011	SW 4	W17	TR	118426	505003	103702	521266	28702	594
4/2011	SW 4	W17	TR	118426	505003	103702	521314	28661	3,575
4/2011	SW 4	W17	TR	118426	505003	103702	521784	28720	99
4/2011	SW 4	W17	TR	118451	505003	103702	521784	28720	2
4/2011	SW 4	W17	TS	108864	505003	103702	521392	28730	1,372
4/2011	SW 4	W17	TS	108872	505003	103702	521396	150407	502
<b>Segment</b>									
4/2011	W17	ME 3	TR	113025	510041	11661	521626	40184	72
4/2011	W17	ME 3	TR	113029	510041	11661	521626	40184	3
<b>Segment</b>									
4/2011	W17	M17	TR	106211	510033	28873	505038	153808	1,110
4/2011	W17	M17	TR	106450	505021	139253	523014	318733	41
4/2011	W17	M17	TR	106450	510006	28808	521116	42078	57
4/2011	W17	M17	TR	106561	510041	11661	521116	42078	84
4/2011	W17	M17	TR	107879	510033	28873	505038	153808	1,063
4/2011	W17	M17	TR	108246	521262	36868	505038	153808	259
4/2011	W17	M17	TR	108246	521262	36868	523014	318733	17
4/2011	W17	M17	TR	108251	521810	36869	505038	153808	18
4/2011	W17	M17	TR	109713	510041	11661	505038	153808	10,609
4/2011	W17	M17	TR	109974	510033	28873	505038	153808	168
4/2011	W17	M17	TR	110899	510041	11661	505038	153808	9
4/2011	W17	M17	TR	110899	510041	11661	521008	11616	12
4/2011	W17	M17	TR	110903	510006	28808	505038	153808	190
4/2011	W17	M17	TR	111481	510006	28808	505038	153808	1,444
4/2011	W17	M17	TR	111481	510006	28808	505108	243097	31
4/2011	W17	M17	TR	111481	510006	28808	521008	11616	116
4/2011	W17	M17	TR	111481	510006	28808	521030	282436	772
4/2011	W17	M17	TR	111481	510006	28808	521098	108641	8
4/2011	W17	M17	TR	111481	510006	28808	521634	11566	132
4/2011	W17	M17	TR	111481	510033	28873	505038	153808	195
4/2011	W17	M17	TR	111481	510033	28873	521030	282436	292
4/2011	W17	M17	TR	111481	510033	28873	521985	278172	103

**ANR Pipeline Company  
Transportation Services  
Fuel By Route Analysis**

Reporting Year: *January - December 2011*  
 Production Period: 04/2011

<u>Production Period</u>	<u>Receipt Segment</u>	<u>Delivery Segment</u>	<u>Service Class</u>	<u>Svc Req Contract</u>	<u>Receipt Location</u>	<u>Receipt Loc Prop</u>	<u>Delivery Location</u>	<u>Delivery Loc Prop</u>	<u>Fuel Quantity</u>
4/2011	W17	M17	TR	111813	510006	28808	505038	153808	14
4/2011	W17	M17	TR	111910	510041	11661	505038	153808	12
4/2011	W17	M17	TR	111910	510041	11661	521008	11616	84
4/2011	W17	M17	TR	111910	510041	11661	521098	108641	451
4/2011	W17	M17	TR	111910	510041	11661	521116	42078	74
4/2011	W17	M17	TR	112059	510041	11661	521098	108641	491
4/2011	W17	M17	TR	112165	510041	11661	521634	11566	12,300
4/2011	W17	M17	TR	112586	510033	28873	510005	246067	27
4/2011	W17	M17	TR	112835	510006	28808	505038	153808	8
4/2011	W17	M17	TR	112835	510006	28808	521008	11616	122
4/2011	W17	M17	TR	112835	510006	28808	521030	282436	10
4/2011	W17	M17	TR	112835	510006	28808	521634	11566	124
4/2011	W17	M17	TR	112835	510006	28808	521985	278172	5
4/2011	W17	M17	TR	113025	510006	28808	505038	153808	105
4/2011	W17	M17	TR	113025	510006	28808	505108	243097	4
4/2011	W17	M17	TR	113025	510006	28808	521008	11616	261
4/2011	W17	M17	TR	113025	510006	28808	521080	138675	40
4/2011	W17	M17	TR	113025	510041	11661	505038	153808	102
4/2011	W17	M17	TR	113025	510041	11661	521008	11616	380
4/2011	W17	M17	TR	113025	510041	11661	521030	282436	41
4/2011	W17	M17	TR	113025	510041	11661	521116	42078	94
4/2011	W17	M17	TR	113025	510041	11661	521118	11578	90
4/2011	W17	M17	TR	113025	510041	11661	521122	11751	11
4/2011	W17	M17	TR	113025	510041	11661	521124	11562	14
4/2011	W17	M17	TR	113025	510041	11661	521138	11680	10
4/2011	W17	M17	TR	113025	510041	11661	521144	11580	23
4/2011	W17	M17	TR	113025	510041	11661	521156	11572	4
4/2011	W17	M17	TR	113025	510041	11661	521158	11581	21
4/2011	W17	M17	TR	113025	510041	11661	521670	40468	17
4/2011	W17	M17	TR	113026	510006	28808	521074	40470	64
4/2011	W17	M17	TR	113026	510006	28808	521098	108641	90
4/2011	W17	M17	TR	113026	510006	28808	521118	11578	210
4/2011	W17	M17	TR	113026	510006	28808	521120	11795	30

**ANR Pipeline Company  
Transportation Services  
Fuel By Route Analysis**

Reporting Year: January - December 2011  
Production Period: 04/2011

<u>Production Period</u>	<u>Receipt Segment</u>	<u>Delivery Segment</u>	<u>Service Class</u>	<u>Svc Req Contract</u>	<u>Receipt Location</u>	<u>Receipt Loc Prop</u>	<u>Delivery Location</u>	<u>Delivery Loc Prop</u>	<u>Fuel Quantity</u>
4/2011	W17	M17	TR	113026	510006	28808	521122	11751	120
4/2011	W17	M17	TR	113026	510006	28808	521124	11562	30
4/2011	W17	M17	TR	113026	510006	28808	521140	11749	60
4/2011	W17	M17	TR	113026	510006	28808	521142	40477	210
4/2011	W17	M17	TR	113026	510006	28808	521144	11580	150
4/2011	W17	M17	TR	113026	510006	28808	521146	11785	30
4/2011	W17	M17	TR	113026	510006	28808	521152	11589	270
4/2011	W17	M17	TR	113026	510006	28808	521156	11572	30
4/2011	W17	M17	TR	113026	510006	28808	521162	11748	56
4/2011	W17	M17	TR	113026	510006	28808	521564	40185	30
4/2011	W17	M17	TR	113026	510006	28808	521670	40468	150
4/2011	W17	M17	TR	113026	510006	28808	521678	140834	184
4/2011	W17	M17	TR	113026	510006	28808	521948	4492	30
4/2011	W17	M17	TR	113026	510006	28808	521962	139401	240
4/2011	W17	M17	TR	113026	510033	28873	505038	153808	22
4/2011	W17	M17	TR	113026	510033	28873	521074	40470	820
4/2011	W17	M17	TR	113026	510033	28873	521116	42078	420
4/2011	W17	M17	TR	113026	510033	28873	521118	11578	187
4/2011	W17	M17	TR	113026	510033	28873	521124	11562	2
4/2011	W17	M17	TR	113026	510033	28873	521142	40477	37
4/2011	W17	M17	TR	113026	510033	28873	521144	11580	8
4/2011	W17	M17	TR	113026	510033	28873	521158	11581	2
4/2011	W17	M17	TR	113026	510033	28873	521162	11748	92
4/2011	W17	M17	TR	113026	510033	28873	521634	11566	51
4/2011	W17	M17	TR	113026	510033	28873	521670	40468	745
4/2011	W17	M17	TR	113026	510033	28873	521678	140834	1,621
4/2011	W17	M17	TR	113026	510033	28873	523052	467243	90
4/2011	W17	M17	TR	113029	510006	28808	521098	108641	1,040
4/2011	W17	M17	TR	113029	510033	28873	521098	108641	13
4/2011	W17	M17	TR	113029	510033	28873	521962	139401	4
4/2011	W17	M17	TR	113029	510041	11661	505038	153808	42
4/2011	W17	M17	TR	113029	510041	11661	521008	11616	34
4/2011	W17	M17	TR	113029	510041	11661	521098	108641	735



**ANR Pipeline Company  
Transportation Services  
Fuel By Route Analysis**

Reporting Year: January - December 2011  
Production Period: 04/2011

<u>Production Period</u>	<u>Receipt Segment</u>	<u>Delivery Segment</u>	<u>Service Class</u>	<u>Svc Req Contract</u>	<u>Receipt Location</u>	<u>Receipt Loc Prop</u>	<u>Delivery Location</u>	<u>Delivery Loc Prop</u>	<u>Fuel Quantity</u>
4/2011	W17	M17	TR	113029	510041	11661	521116	42078	18
4/2011	W17	M17	TR	113029	510041	11661	521962	139401	104
4/2011	W17	M17	TR	113120	510006	28808	505038	153808	1,127
4/2011	W17	M17	TR	113120	510006	28808	521030	282436	541
4/2011	W17	M17	TR	113120	510006	28808	521118	11578	30
4/2011	W17	M17	TR	113120	510006	28808	521122	11751	53
4/2011	W17	M17	TR	113120	510006	28808	521124	11562	8
4/2011	W17	M17	TR	113120	510006	28808	521138	11680	7
4/2011	W17	M17	TR	113120	510006	28808	521142	40477	7
4/2011	W17	M17	TR	113120	510006	28808	521156	11572	2
4/2011	W17	M17	TR	113120	510006	28808	521162	11748	2
4/2011	W17	M17	TR	113120	510006	28808	521670	40468	4
4/2011	W17	M17	TR	113120	510006	28808	521985	278172	67
4/2011	W17	M17	TR	113120	510006	28808	523014	318733	15
4/2011	W17	M17	TR	113120	510033	28873	505038	153808	648
4/2011	W17	M17	TR	113120	510033	28873	521030	282436	438
4/2011	W17	M17	TR	113120	510033	28873	521074	40470	1
4/2011	W17	M17	TR	113120	510033	28873	521116	42078	57
4/2011	W17	M17	TR	113120	510033	28873	521118	11578	45
4/2011	W17	M17	TR	113120	510033	28873	521122	11751	45
4/2011	W17	M17	TR	113120	510033	28873	521124	11562	50
4/2011	W17	M17	TR	113120	510033	28873	521138	11680	65
4/2011	W17	M17	TR	113120	510033	28873	521142	40477	3
4/2011	W17	M17	TR	113120	510033	28873	521144	11580	4
4/2011	W17	M17	TR	113120	510033	28873	521146	11785	1
4/2011	W17	M17	TR	113120	510033	28873	521156	11572	2
4/2011	W17	M17	TR	113120	510033	28873	521158	11581	13
4/2011	W17	M17	TR	113120	510033	28873	521162	11748	1
4/2011	W17	M17	TR	113120	510033	28873	521634	11566	31
4/2011	W17	M17	TR	113120	510033	28873	521670	40468	31
4/2011	W17	M17	TR	113239	510006	28808	505038	153808	270
4/2011	W17	M17	TR	114132	510006	28808	505038	153808	98
4/2011	W17	M17	TR	114132	510006	28808	521030	282436	211

**ANR Pipeline Company  
Transportation Services  
Fuel By Route Analysis**

Reporting Year: *January - December 2011*  
Production Period: **04/2011**

<u>Production Period</u>	<u>Receipt Segment</u>	<u>Delivery Segment</u>	<u>Service Class</u>	<u>Svc Req Contract</u>	<u>Receipt Location</u>	<u>Receipt Loc Prop</u>	<u>Delivery Location</u>	<u>Delivery Loc Prop</u>	<u>Fuel Quantity</u>
4/2011	W17	M17	TR	114132	510006	28808	521634	11566	177
4/2011	W17	M17	TR	114132	510006	28808	521985	278172	67
4/2011	W17	M17	TR	114497	510006	28808	521016	4196	19
4/2011	W17	M17	TR	114497	510006	28808	521116	42078	22
4/2011	W17	M17	TR	115066	510033	28873	505038	153808	146
4/2011	W17	M17	TR	115070	510033	28873	505038	153808	10
4/2011	W17	M17	TR	115823	510006	28808	521008	11616	1,600
4/2011	W17	M17	TR	115823	510041	11661	505038	153808	640
4/2011	W17	M17	TR	115823	510041	11661	521008	11616	797
4/2011	W17	M17	TR	115828	510006	28808	521008	11616	335
4/2011	W17	M17	TR	115828	510033	28873	521008	11616	188
4/2011	W17	M17	TR	115828	510041	11661	505038	153808	1,162
4/2011	W17	M17	TR	115828	510041	11661	521008	11616	2,141
4/2011	W17	M17	TR	115828	510041	11661	521116	42078	139
4/2011	W17	M17	TR	115828	510041	11661	521144	11580	6
4/2011	W17	M17	TR	115828	510041	11661	521634	11566	198
4/2011	W17	M17	TR	116344	510033	28873	505033	139382	2,689
4/2011	W17	M17	TR	116344	510033	28873	505037	139395	4,767
4/2011	W17	M17	TR	117338	521262	36868	505038	153808	117
4/2011	W17	M17	TR	117727	510006	28808	505108	243097	28
4/2011	W17	M17	TR	117727	510006	28808	523025	338685	77
4/2011	W17	M17	TR	117727	510033	28873	505108	243097	20
4/2011	W17	M17	TR	117727	510033	28873	510005	246067	14
4/2011	W17	M17	TR	117727	510033	28873	521016	4196	66
4/2011	W17	M17	TR	117727	510033	28873	521985	278172	36
4/2011	W17	M17	TR	117727	510033	28873	523025	338685	167
4/2011	W17	M17	TR	118281	510033	28873	505108	243097	2,325
4/2011	W17	M17	TR	118396	510006	28808	505038	153808	453
4/2011	W17	M17	TR	118396	510006	28808	505108	243097	75
4/2011	W17	M17	TR	118396	510006	28808	521116	42078	796
4/2011	W17	M17	TR	118396	510006	28808	521138	11680	10
4/2011	W17	M17	TR	118396	510006	28808	521156	11572	60
4/2011	W17	M17	TR	118427	510006	28808	505038	153808	18

**ANR Pipeline Company  
Transportation Services  
Fuel By Route Analysis**

Reporting Year: January - December 2011  
Production Period: 04/2011

<u>Production Period</u>	<u>Receipt Segment</u>	<u>Delivery Segment</u>	<u>Service Class</u>	<u>Svc Req Contract</u>	<u>Receipt Location</u>	<u>Receipt Loc Prop</u>	<u>Delivery Location</u>	<u>Delivery Loc Prop</u>	<u>Fuel Quantity</u>
4/2011	W17	M17	TR	118427	510006	28808	505415	384818	506
4/2011	W17	M17	TR	118427	510006	28808	521690	40892	436
4/2011	W17	M17	TR	118427	521266	28702	521690	40892	100
4/2011	W17	M17	TR	118428	510006	28808	505415	384818	103
4/2011	W17	M17	TR	118428	510006	28808	521690	40892	666
4/2011	W17	M17	TR	118429	510006	28808	505038	153808	82
4/2011	W17	M17	TR	118429	510006	28808	505415	384818	407
4/2011	W17	M17	TR	118429	510006	28808	521622	110850	82
4/2011	W17	M17	TR	118429	510006	28808	521690	40892	328
4/2011	W17	M17	TR	118464	510006	28808	505108	243097	15
4/2011	W17	M17	TR	118464	510006	28808	510005	246067	25
4/2011	W17	M17	TR	118464	510006	28808	521985	278172	55
4/2011	W17	M17	TR	118464	510006	28808	523025	338685	158
4/2011	W17	M17	TR	118464	510033	28873	510005	246067	236
4/2011	W17	M17	TR	118464	510033	28873	521016	4196	72
4/2011	W17	M17	TR	118464	510033	28873	521985	278172	37
4/2011	W17	M17	TR	118464	510033	28873	523025	338685	251
4/2011	W17	M17	TR	118466	510006	28808	510005	246067	86
4/2011	W17	M17	TR	118466	510006	28808	521016	4196	175
4/2011	W17	M17	TR	118466	510006	28808	521634	11566	1
4/2011	W17	M17	TR	118466	510006	28808	523025	338685	81
4/2011	W17	M17	TR	118466	510033	28873	505108	243097	71
4/2011	W17	M17	TR	118466	510033	28873	510005	246067	122
4/2011	W17	M17	TR	118466	510033	28873	521014	153852	36
4/2011	W17	M17	TR	118466	510033	28873	521016	4196	196
4/2011	W17	M17	TR	118466	510033	28873	521985	278172	467
4/2011	W17	M17	TR	118466	510033	28873	523025	338685	304
4/2011	W17	M17	TR	118466	510041	11661	510005	246067	1
4/2011	W17	M17	TR	118466	510041	11661	521985	278172	5
4/2011	W17	M17	TR	118466	510041	11661	523025	338685	1
4/2011	W17	M17	TS	106539	521172	28846	505038	153808	17
4/2011	W17	M17	TS	106539	521250	28841	505038	153808	6
4/2011	W17	M17	TS	106539	521784	28720	505038	153808	10

**ANR Pipeline Company  
Transportation Services  
Fuel By Route Analysis**

Reporting Year: January - December 2011  
Production Period: 04/2011

<u>Production Period</u>	<u>Receipt Segment</u>	<u>Delivery Segment</u>	<u>Service Class</u>	<u>Svc Req Contract</u>	<u>Receipt Location</u>	<u>Receipt Loc Prop</u>	<u>Delivery Location</u>	<u>Delivery Loc Prop</u>	<u>Fuel Quantity</u>
4/2011	W17	W17	TR	106454	510006	28808	505021	139253	68,120
4/2011	W17	W17	TR	107879	510033	28873	505023	139255	1,143
4/2011	W17	W17	TR	107892	510033	28873	505024	139256	3,652
4/2011	W17	W17	TR	107892	510033	28873	521676	100052	80
4/2011	W17	W17	TR	107899	510033	28873	505024	139256	48
4/2011	W17	W17	TR	107899	510033	28873	521676	100052	36
4/2011	W17	W17	TR	109610	510033	28873	521676	100052	517
4/2011	W17	W17	TR	109893	510033	28873	521392	28730	60
4/2011	W17	W17	TR	109893	510033	28873	521676	100052	69
4/2011	W17	W17	TR	109893	510033	28873	523034	384136	21
4/2011	W17	W17	TR	109974	510006	28808	523034	384136	16
4/2011	W17	W17	TR	109974	510033	28873	521172	28846	74
4/2011	W17	W17	TR	109974	510033	28873	521250	28841	18
4/2011	W17	W17	TR	109974	510033	28873	521784	28720	16
4/2011	W17	W17	TR	109974	510033	28873	523034	384136	77
4/2011	W17	W17	TR	109974	521172	28846	521784	28720	6
4/2011	W17	W17	TR	109974	521250	28841	521784	28720	2
4/2011	W17	W17	TR	109974	521784	28720	521250	28841	11
4/2011	W17	W17	TR	109974	521784	28720	523034	384136	19
4/2011	W17	W17	TR	109974	523034	384136	521784	28720	66
4/2011	W17	W17	TR	109974	523034	384136	521786	28798	40
4/2011	W17	W17	TR	110204	510041	11661	521012	40226	60
4/2011	W17	W17	TR	110902	510006	28808	521314	28661	116
4/2011	W17	W17	TR	110903	510006	28808	505025	139257	410
4/2011	W17	W17	TR	111000	510033	28873	521794	28870	60
4/2011	W17	W17	TR	111061	510033	28873	521330	28761	510
4/2011	W17	W17	TR	111067	510033	28873	521172	28846	120
4/2011	W17	W17	TR	111296	510006	28808	505026	139258	690
4/2011	W17	W17	TR	111297	510033	28873	505023	139255	12
4/2011	W17	W17	TR	111403	510006	28808	505025	139257	349
4/2011	W17	W17	TR	111813	510006	28808	505025	139257	15
4/2011	W17	W17	TR	111864	510006	28808	505026	139258	1,740
4/2011	W17	W17	TR	111972	510041	11661	521012	40226	210

**ANR Pipeline Company  
Transportation Services  
Fuel By Route Analysis**

Reporting Year: January - December 2011  
Production Period: 04/2011

<u>Production Period</u>	<u>Receipt Segment</u>	<u>Delivery Segment</u>	<u>Service Class</u>	<u>Svc Req Contract</u>	<u>Receipt Location</u>	<u>Receipt Loc Prop</u>	<u>Delivery Location</u>	<u>Delivery Loc Prop</u>	<u>Fuel Quantity</u>
4/2011	W17	W17	TR	112846	510033	28873	521266	28702	120
4/2011	W17	W17	TR	112923	510033	28873	505023	139255	722
4/2011	W17	W17	TR	112924	510033	28873	521676	100052	120
4/2011	W17	W17	TR	112958	510033	28873	523047	444972	270
4/2011	W17	W17	TR	113025	510006	28808	521172	28846	175
4/2011	W17	W17	TR	113025	510006	28808	521174	28778	94
4/2011	W17	W17	TR	113025	510006	28808	521178	28883	54
4/2011	W17	W17	TR	113025	510006	28808	521186	42139	42
4/2011	W17	W17	TR	113025	510006	28808	521196	28771	246
4/2011	W17	W17	TR	113025	510006	28808	521246	28844	99
4/2011	W17	W17	TR	113025	510006	28808	521288	28670	60
4/2011	W17	W17	TR	113025	510006	28808	521314	28661	76
4/2011	W17	W17	TR	113025	510041	11661	521172	28846	34
4/2011	W17	W17	TR	113025	510041	11661	521314	28661	242
4/2011	W17	W17	TR	113025	510041	11661	521676	100052	153
4/2011	W17	W17	TR	113026	510033	28873	521172	28846	94
4/2011	W17	W17	TR	113026	510033	28873	521314	28661	31
4/2011	W17	W17	TR	113116	510006	28808	521034	183670	618
4/2011	W17	W17	TR	113116	510041	11661	521034	183670	1,541
4/2011	W17	W17	TR	113880	510041	11661	521266	28702	7
4/2011	W17	W17	TR	113880	510041	11661	521268	40497	1
4/2011	W17	W17	TR	113884	510041	11661	521172	28846	35
4/2011	W17	W17	TR	113884	510041	11661	521246	28844	2
4/2011	W17	W17	TR	113919	510041	11661	521186	42139	6
4/2011	W17	W17	TR	113919	510041	11661	521188	28862	6
4/2011	W17	W17	TR	113922	510041	11661	521172	28846	99
4/2011	W17	W17	TR	113922	510041	11661	521174	28778	16
4/2011	W17	W17	TR	113922	510041	11661	521266	28702	12
4/2011	W17	W17	TR	113945	510041	11661	521246	28844	12
4/2011	W17	W17	TR	113963	510041	11661	521336	28738	30
4/2011	W17	W17	TR	113975	510041	11661	521370	28788	57
4/2011	W17	W17	TR	113985	510041	11661	521300	28739	52
4/2011	W17	W17	TR	113987	510041	11661	521168	28834	2

**ANR Pipeline Company  
Transportation Services  
Fuel By Route Analysis**

Reporting Year: *January - December 2011*  
Production Period: *04/2011*

<u>Production Period</u>	<u>Receipt Segment</u>	<u>Delivery Segment</u>	<u>Service Class</u>	<u>Svc Req Contract</u>	<u>Receipt Location</u>	<u>Receipt Loc Prop</u>	<u>Delivery Location</u>	<u>Delivery Loc Prop</u>	<u>Fuel Quantity</u>
4/2011	W17	W17	TR	113987	510041	11661	521172	28846	8
4/2011	W17	W17	TR	113987	510041	11661	521174	28778	13
4/2011	W17	W17	TR	113987	510041	11661	521178	28883	6
4/2011	W17	W17	TR	113987	510041	11661	521188	28862	3
4/2011	W17	W17	TR	113987	510041	11661	521200	28679	2
4/2011	W17	W17	TR	113987	510041	11661	521202	28682	35
4/2011	W17	W17	TR	113987	510041	11661	521204	28672	10
4/2011	W17	W17	TR	113987	510041	11661	521210	28828	24
4/2011	W17	W17	TR	113987	510041	11661	521214	40197	24
4/2011	W17	W17	TR	113987	510041	11661	521218	28865	87
4/2011	W17	W17	TR	113987	510041	11661	521222	28765	20
4/2011	W17	W17	TR	113987	510041	11661	521226	28881	43
4/2011	W17	W17	TR	113987	510041	11661	521238	28836	4
4/2011	W17	W17	TR	113987	510041	11661	521240	28759	9
4/2011	W17	W17	TR	113987	510041	11661	521242	139405	14
4/2011	W17	W17	TR	113987	510041	11661	521246	28844	2
4/2011	W17	W17	TR	113987	510041	11661	521248	28811	1
4/2011	W17	W17	TR	113987	510041	11661	521262	36868	5
4/2011	W17	W17	TR	113987	510041	11661	521266	28702	21
4/2011	W17	W17	TR	113987	510041	11661	521268	40497	51
4/2011	W17	W17	TR	113987	510041	11661	521270	28676	54
4/2011	W17	W17	TR	113987	510041	11661	521298	28736	14
4/2011	W17	W17	TR	113987	510041	11661	521314	28661	12
4/2011	W17	W17	TR	113987	510041	11661	521316	28831	46
4/2011	W17	W17	TR	113987	510041	11661	521318	28829	25
4/2011	W17	W17	TR	113987	510041	11661	521320	28740	4
4/2011	W17	W17	TR	113987	510041	11661	521322	28868	9
4/2011	W17	W17	TR	113987	510041	11661	521344	28734	35
4/2011	W17	W17	TR	113987	510041	11661	521374	28662	13
4/2011	W17	W17	TR	113987	510041	11661	521376	139403	24
4/2011	W17	W17	TR	113987	510041	11661	521386	174791	4
4/2011	W17	W17	TR	113987	510041	11661	521392	28730	2
4/2011	W17	W17	TR	113987	510041	11661	521676	100052	12

**ANR Pipeline Company  
Transportation Services  
Fuel By Route Analysis**

VASCR351

Reporting Year: *January - December 2011*  
Production Period: 04/2011

<u>Production Period</u>	<u>Receipt Segment</u>	<u>Delivery Segment</u>	<u>Service Class</u>	<u>Svc Req Contract</u>	<u>Receipt Location</u>	<u>Receipt Loc Prop</u>	<u>Delivery Location</u>	<u>Delivery Loc Prop</u>	<u>Fuel Quantity</u>
4/2011	W17	W17	TR	113987	510041	11661	521758	28855	5
4/2011	W17	W17	TR	113987	510041	11661	521814	36934	13
4/2011	W17	W17	TR	113987	510041	11661	523034	384136	11
4/2011	W17	W17	TR	113988	510041	11661	521298	28736	57
4/2011	W17	W17	TR	113992	510041	11661	521386	174791	28
4/2011	W17	W17	TR	113994	510041	11661	521784	28720	3
4/2011	W17	W17	TR	113998	510041	11661	521200	28679	19
4/2011	W17	W17	TR	113999	510041	11661	521230	28819	30
4/2011	W17	W17	TR	114000	510041	11661	521174	28778	181
4/2011	W17	W17	TR	114002	510041	11661	521248	28811	60
4/2011	W17	W17	TR	114003	510041	11661	521238	28836	28
4/2011	W17	W17	TR	114004	510041	11661	521012	40226	84
4/2011	W17	W17	TR	114005	510041	11661	521676	100052	110
4/2011	W17	W17	TR	114006	510041	11661	521190	28825	30
4/2011	W17	W17	TR	114007	510041	11661	521168	28834	37
4/2011	W17	W17	TR	114008	510033	28873	521324	28794	30
4/2011	W17	W17	TR	114009	510033	28873	521178	28883	30
4/2011	W17	W17	TR	114013	510033	28873	523047	444972	150
4/2011	W17	W17	TR	114015	510033	28873	521266	28702	240
4/2011	W17	W17	TR	114488	510033	28873	521180	28875	30
4/2011	W17	W17	TR	114497	510006	28808	521012	40226	16
4/2011	W17	W17	TR	114497	510006	28808	521172	28846	69
4/2011	W17	W17	TR	114497	510006	28808	521246	28844	9
4/2011	W17	W17	TR	114497	510006	28808	521314	28661	1
4/2011	W17	W17	TR	114497	510006	28808	521350	28660	8
4/2011	W17	W17	TR	114497	510006	28808	521784	28720	20
4/2011	W17	W17	TR	114497	510006	28808	521814	36934	22
4/2011	W17	W17	TR	114497	510006	28808	523034	384136	143
4/2011	W17	W17	TR	114497	510006	28808	523035	387791	138
4/2011	W17	W17	TR	114497	510033	28873	510041	11661	258
4/2011	W17	W17	TR	114497	510033	28873	521172	28846	60
4/2011	W17	W17	TR	114497	510033	28873	521174	28778	26
4/2011	W17	W17	TR	114497	510033	28873	521186	42139	6

**ANR Pipeline Company  
Transportation Services  
Fuel By Route Analysis**

Reporting Year: January - December 2011  
Production Period: 04/2011

<u>Production Period</u>	<u>Receipt Segment</u>	<u>Delivery Segment</u>	<u>Service Class</u>	<u>Svc Req Contract</u>	<u>Receipt Location</u>	<u>Receipt Loc Prop</u>	<u>Delivery Location</u>	<u>Delivery Loc Prop</u>	<u>Fuel Quantity</u>
4/2011	W17	W17	TR	114497	510033	28873	521188	28862	9
4/2011	W17	W17	TR	114497	510033	28873	521196	28771	21
4/2011	W17	W17	TR	114497	510033	28873	521246	28844	20
4/2011	W17	W17	TR	114497	510033	28873	521266	28702	134
4/2011	W17	W17	TR	114497	510033	28873	521314	28661	1,157
4/2011	W17	W17	TR	114497	510033	28873	521344	28714	6
4/2011	W17	W17	TR	114497	510033	28873	521350	28660	24
4/2011	W17	W17	TR	114497	510033	28873	521676	100052	8
4/2011	W17	W17	TR	114497	510033	28873	521784	28720	1
4/2011	W17	W17	TR	114497	510033	28873	523034	384136	1,373
4/2011	W17	W17	TR	114497	510033	28873	523035	387791	145
4/2011	W17	W17	TR	114497	510041	11661	523034	384136	3
4/2011	W17	W17	TR	114497	510041	11661	523035	387791	147
4/2011	W17	W17	TR	114505	510006	28808	505026	139258	750
4/2011	W17	W17	TR	114532	510006	28808	521172	28846	10
4/2011	W17	W17	TR	114668	523034	384136	521786	28798	13
4/2011	W17	W17	TR	115070	510033	28873	505023	139255	19
4/2011	W17	W17	TR	116064	510006	28808	505025	139257	76
4/2011	W17	W17	TR	116343	510033	28873	505016	139248	4,950
4/2011	W17	W17	TR	116569	510041	11661	521164	28842	2
4/2011	W17	W17	TR	116573	510041	11661	521164	28842	17
4/2011	W17	W17	TR	116580	510041	11661	521370	28788	117
4/2011	W17	W17	TR	117627	510041	11661	521164	28842	17
4/2011	W17	W17	TR	117727	510006	28808	523034	384136	5
4/2011	W17	W17	TR	117727	510033	28873	510041	11661	54
4/2011	W17	W17	TR	117727	510033	28873	521314	28661	11
4/2011	W17	W17	TR	117727	510033	28873	523034	384136	95
4/2011	W17	W17	TR	117727	510033	28873	523035	387791	60
4/2011	W17	W17	TR	117727	510041	11661	521314	28661	4
4/2011	W17	W17	TR	117727	510041	11661	521350	28660	9
4/2011	W17	W17	TR	117749	510033	28873	521178	28883	30
4/2011	W17	W17	TR	117749	510033	28873	521324	28794	1,774
4/2011	W17	W17	TR	117749	510041	11661	521178	28883	45



**ANR Pipeline Company  
Transportation Services  
Fuel By Route Analysis**

Reporting Year: January - December 2011  
 Production Period: 04/2011

<u>Production Period</u>	<u>Receipt Segment</u>	<u>Delivery Segment</u>	<u>Service Class</u>	<u>Sve Req Contract</u>	<u>Receipt Location</u>	<u>Receipt Loc Prop</u>	<u>Delivery Location</u>	<u>Delivery Loc Prop</u>	<u>Fuel Quantity</u>
4/2011	W17	W17	TR	117749	510041	11661	521370	28788	350
4/2011	W17	W17	TR	118396	510006	28808	521266	28702	1,071
4/2011	W17	W17	TR	118396	510033	28873	521266	28702	125
4/2011	W17	W17	TR	118396	510033	28873	521314	28661	498
4/2011	W17	W17	TR	118396	510033	28873	523035	387791	66
4/2011	W17	W17	TR	118396	510041	11661	510033	28873	25
4/2011	W17	W17	TR	118428	510006	28808	521314	28661	85
4/2011	W17	W17	TR	118429	510006	28808	521172	28846	148
4/2011	W17	W17	TR	118429	510006	28808	521174	28778	5
4/2011	W17	W17	TR	118429	510006	28808	521266	28702	17
4/2011	W17	W17	TR	118429	510006	28808	521314	28661	67
4/2011	W17	W17	TR	118429	510006	28808	521784	28720	17
4/2011	W17	W17	TR	118457	510006	28808	521266	28702	164
4/2011	W17	W17	TR	118457	510006	28808	523032	384134	41
4/2011	W17	W17	TR	118457	510033	28873	521266	28702	164
4/2011	W17	W17	TR	118457	510033	28873	523034	384136	41
4/2011	W17	W17	TR	118464	510006	28808	521172	28846	11
4/2011	W17	W17	TR	118464	510006	28808	523034	384136	43
4/2011	W17	W17	TR	118464	510033	28873	510041	11661	12
4/2011	W17	W17	TR	118464	510033	28873	521172	28846	31
4/2011	W17	W17	TR	118464	510033	28873	521314	28661	288
4/2011	W17	W17	TR	118464	510033	28873	523034	384136	316
4/2011	W17	W17	TR	118464	510033	28873	523035	387791	210
4/2011	W17	W17	TR	118466	510006	28808	510041	11661	30
4/2011	W17	W17	TR	118466	510033	28873	510041	11661	164
4/2011	W17	W17	TR	118466	510033	28873	521314	28661	792
4/2011	W17	W17	TR	118466	510033	28873	523034	384136	856
4/2011	W17	W17	TR	118466	510033	28873	523035	387791	23
4/2011	W17	W17	TR	118466	510041	11661	521172	28846	7
4/2011	W17	W17	TR	118466	510041	11661	521246	28844	2
4/2011	W17	W17	TR	118466	510041	11661	521314	28661	1
4/2011	W17	W17	TR	118466	510041	11661	521784	28720	2
4/2011	W17	W17	TR	118466	510041	11661	523034	384136	4

**ANR Pipeline Company  
Transportation Services  
Fuel By Route Analysis**

Reporting Year: *January - December 2011*  
Production Period: 04/2011

<u>Production Period</u>	<u>Receipt Segment</u>	<u>Delivery Segment</u>	<u>Service Class</u>	<u>Svc Rcg Contract</u>	<u>Receipt Location</u>	<u>Receipt Loc Prop</u>	<u>Delivery Location</u>	<u>Delivery Loc Prop</u>	<u>Fuel Quantity</u>
4/2011	WI 7	WI 7	TR	118466	510041	11661	523035	387791	136
	<b>Segment</b>								<b>34,897</b>
	<b>Total for</b>	<b>04/2011</b>							<b>2,318,834</b>

**ANR Pipeline Company  
Transportation Services  
Fuel By Route Analysis**

Reporting Year: January - December 2011  
Production Period: 05/2011

<u>Production Period</u>	<u>Receipt Segment</u>	<u>Delivery Segment</u>	<u>Service Class</u>	<u>Svc Req Contract</u>	<u>Receipt Location</u>	<u>Receipt Loc Prop</u>	<u>Delivery Location</u>	<u>Delivery Loc Prop</u>	<u>Fuel Quantity</u>
5/2011	ME 2	ME 2	TR	105508	513066	702777	523069	1055519	184
5/2011	ME 2	ME 2	TR	112842	505226	153719	521044	261572	1,135
5/2011	ME 2	ME 2	TR	112842	505226	153719	521644	274229	214
5/2011	ME 2	ME 2	TR	116080	513065	693715	521668	22975	253
	<b>Segment</b>								<b>1,786</b>
5/2011	ME 2	ME 3	TR	106966	513066	702777	520005	15672	188
5/2011	ME 2	ME 3	TR	106966	513084	803184	520005	15672	55
5/2011	ME 2	ME 3	TR	110899	513087	924935	521552	16265	208
5/2011	ME 2	ME 3	TR	110899	513087	924935	521626	40184	156
5/2011	ME 2	ME 3	TR	110899	513090	927982	521552	16265	190
5/2011	ME 2	ME 3	TR	110899	513090	927982	521626	40184	328
5/2011	ME 2	ME 3	TR	112560	513066	702777	523006	314730	119
5/2011	ME 2	ME 3	TR	113528	513066	702777	520024	21906	8,498
5/2011	ME 2	ME 3	TR	113528	513084	803184	520024	21906	4,335
5/2011	ME 2	ME 3	TR	116277	513054	467676	520027	295956	1,346
5/2011	ME 2	ME 3	TR	116277	513087	924935	520027	295956	361
5/2011	ME 2	ME 3	TR	118242	513066	702777	520015	108796	4
5/2011	ME 2	ME 3	TR	118242	513066	702777	520018	22986	56
5/2011	ME 2	ME 3	TR	118242	513066	702777	520027	295956	7
5/2011	ME 2	ME 3	TR	118242	513066	702777	521010	40186	2,621
5/2011	ME 2	ME 3	TR	118242	513066	702777	521626	40184	2,779
5/2011	ME 2	ME 3	TR	118376	513084	803184	521626	40184	97
5/2011	ME 2	ME 3	TR	118469	513054	467676	520005	15672	33
5/2011	ME 2	ME 3	TR	118469	513087	924935	520005	15672	1,392
5/2011	ME 2	ME 3	TR	118475	513054	467676	520005	15672	18
5/2011	ME 2	ME 3	TR	118475	513066	702777	520005	15672	696
5/2011	ME 2	ME 3	TR	118481	513087	924935	521620	16118	475
5/2011	ME 2	ME 3	TR	118488	513087	924935	520005	15672	3,418
5/2011	ME 2	ME 3	TR	118527	513087	924935	520027	295956	230
5/2011	ME 2	ME 3	TR	118527	513087	924935	521010	40186	3,411
5/2011	ME 2	ME 3	TR	118527	513087	924935	521092	4475	1,034
5/2011	ME 2	ME 3	TR	118527	513087	924935	521528	4351	1,377
5/2011	ME 2	ME 3	TR	118527	513087	924935	521530	4274	31

**ANR Pipeline Company  
Transportation Services  
Fuel By Route Analysis**

Reporting Year: January - December 2011  
Production Period: 05/2011

<u>Production Period</u>	<u>Receipt Segment</u>	<u>Delivery Segment</u>	<u>Service Class</u>	<u>Svc Req Contract</u>	<u>Receipt Location</u>	<u>Receipt Loc Prop</u>	<u>Delivery Location</u>	<u>Delivery Loc Prop</u>	<u>Fuel Quantity</u>
5/2011	ME 2	ME 3	TR	118527	513087	924935	521534	138745	59
5/2011	ME 2	ME 3	TR	118527	513087	924935	521572	40455	1,506
5/2011	ME 2	ME 3	TR	118527	513087	924935	521576	40189	62
5/2011	ME 2	ME 3	TR	118527	513087	924935	521620	16118	74
5/2011	ME 2	ME 3	TR	118527	513087	924935	521626	40184	205
	<b>Segment</b>								<b>35,369</b>
5/2011	ME 2	MI 7	TR	106308	521594	20666	505038	153808	230
5/2011	ME 2	MI 7	TR	110899	513087	924935	521074	40470	220
5/2011	ME 2	MI 7	TR	110899	513090	927982	521074	40470	116
5/2011	ME 2	MI 7	TR	110899	513090	927982	521098	108641	832
5/2011	ME 2	MI 7	TR	110899	513090	927982	521144	11580	35
5/2011	ME 2	MI 7	TR	112560	513066	702777	521008	11616	44,385
5/2011	ME 2	MI 7	TR	112586	513066	702777	505038	153808	6,494
5/2011	ME 2	MI 7	TR	112586	513066	702777	521008	11616	10,694
5/2011	ME 2	MI 7	TR	114781	513066	702777	505038	153808	38,815
5/2011	ME 2	MI 7	TR	114781	513066	702777	521008	11616	475
5/2011	ME 2	MI 7	TR	114781	513066	702777	521116	42078	1,382
5/2011	ME 2	MI 7	TR	116043	513084	803184	505038	153808	76
5/2011	ME 2	MI 7	TR	116043	513084	803184	521008	11616	491
5/2011	ME 2	MI 7	TR	116043	513087	924935	521008	11616	1,669
5/2011	ME 2	MI 7	TR	116043	513090	927982	521008	11616	1,293
5/2011	ME 2	MI 7	TR	116277	513054	467676	521014	153852	117
5/2011	ME 2	MI 7	TR	116277	513087	924935	521014	153852	1,755
5/2011	ME 2	MI 7	TR	117329	513084	803184	521008	11616	9,517
5/2011	ME 2	MI 7	TR	117330	513084	803184	521116	42078	9,672
5/2011	ME 2	MI 7	TR	117659	513065	693715	505038	153808	250
5/2011	ME 2	MI 7	TR	117659	513065	693715	521008	11616	89
5/2011	ME 2	MI 7	TR	117659	513065	693715	521116	42078	2,428
5/2011	ME 2	MI 7	TR	117659	513084	803184	505038	153808	601
5/2011	ME 2	MI 7	TR	117659	513084	803184	521008	11616	49
5/2011	ME 2	MI 7	TR	117659	513084	803184	521116	42078	1,089
5/2011	ME 2	MI 7	TR	117659	513090	927982	521116	42078	6
5/2011	ME 2	MI 7	TR	117727	513066	702777	521588	40481	3,441

**ANR Pipeline Company  
Transportation Services  
Fuel By Route Analysis**

Reporting Year: January - December 2011  
Production Period: 05/2011

<u>Production Period</u>	<u>Receipt Segment</u>	<u>Delivery Segment</u>	<u>Service Class</u>	<u>Svc Req Contract</u>	<u>Receipt Location</u>	<u>Receipt Loc Prop</u>	<u>Delivery Location</u>	<u>Delivery Loc Prop</u>	<u>Fuel Quantity</u>
5/2011	ME 2	MI 7	TR	118231	513083	803183	505541	1181282	130
5/2011	ME 2	MI 7	TR	118240	513054	467676	521116	42078	13,012
5/2011	ME 2	MI 7	TR	118240	513054	467676	521634	11566	350
5/2011	ME 2	MI 7	TR	118240	513066	702777	521116	42078	7,126
5/2011	ME 2	MI 7	TR	118242	513066	702777	521116	42078	7,631
5/2011	ME 2	MI 7	TR	118242	513066	702777	521634	11566	3,924
5/2011	ME 2	MI 7	TR	118252	513065	693715	505038	153808	168
5/2011	ME 2	MI 7	TR	118252	513065	693715	521008	11616	120
5/2011	ME 2	MI 7	TR	118252	513065	693715	521116	42078	84
5/2011	ME 2	MI 7	TR	118252	513084	803184	505038	153808	9,931
5/2011	ME 2	MI 7	TR	118252	513084	803184	521008	11616	3,547
5/2011	ME 2	MI 7	TR	118252	513084	803184	521116	42078	3,498
5/2011	ME 2	MI 7	TR	118252	513084	803184	521942	198847	6,107
5/2011	ME 2	MI 7	TR	118255	513066	702777	521008	11616	2,528
5/2011	ME 2	MI 7	TR	118255	513083	803183	521008	11616	4
5/2011	ME 2	MI 7	TR	118255	513084	803184	521008	11616	36,385
5/2011	ME 2	MI 7	TR	118255	513087	924935	521008	11616	9,180
5/2011	ME 2	MI 7	TR	118255	513090	927982	521008	11616	6,075
5/2011	ME 2	MI 7	TR	118261	513084	803184	521104	40849	1,788
5/2011	ME 2	MI 7	TR	118261	513084	803184	521116	42078	7,450
5/2011	ME 2	MI 7	TR	118261	513087	924935	521116	42078	149
5/2011	ME 2	MI 7	TR	118261	513090	927982	521104	40849	894
5/2011	ME 2	MI 7	TR	118261	513090	927982	521116	42078	3,576
5/2011	ME 2	MI 7	TR	118289	513084	803184	505108	243097	240
5/2011	ME 2	MI 7	TR	118289	513084	803184	521116	42078	8,998
5/2011	ME 2	MI 7	TR	118289	513087	924935	505108	243097	98
5/2011	ME 2	MI 7	TR	118289	513087	924935	521116	42078	4,954
5/2011	ME 2	MI 7	TR	118374	513084	803184	521116	42078	834
5/2011	ME 2	MI 7	TR	118376	513084	803184	521116	42078	870
5/2011	ME 2	MI 7	TR	118469	513054	467676	521008	11616	396
5/2011	ME 2	MI 7	TR	118469	513054	467676	521116	42078	2,557
5/2011	ME 2	MI 7	TR	118469	513066	702777	521116	42078	508
5/2011	ME 2	MI 7	TR	118469	513087	924935	521008	11616	6,970

**ANR Pipeline Company  
Transportation Services  
Fuel By Route Analysis**

Reporting Year: January - December 2011  
Production Period: 05/2011

<u>Production Period</u>	<u>Receipt Segment</u>	<u>Delivery Segment</u>	<u>Service Class</u>	<u>Svc Req Contract</u>	<u>Receipt Location</u>	<u>Receipt Loc Prop</u>	<u>Delivery Location</u>	<u>Delivery Loc Prop</u>	<u>Fuel Quantity</u>
5/2011	ME 2	MI 7	TR	118469	513087	924935	521116	42078	6,738
5/2011	ME 2	MI 7	TR	118470	513054	467676	521116	42078	558
5/2011	ME 2	MI 7	TR	118470	513087	924935	521116	42078	16,887
5/2011	ME 2	MI 7	TR	118474	513054	467676	521116	42078	9,517
5/2011	ME 2	MI 7	TR	118475	513054	467676	521008	11616	1,173
5/2011	ME 2	MI 7	TR	118475	513054	467676	521116	42078	4,316
5/2011	ME 2	MI 7	TR	118475	513054	467676	521634	11566	756
5/2011	ME 2	MI 7	TR	118475	513066	702777	521008	11616	178
5/2011	ME 2	MI 7	TR	118475	513066	702777	521116	42078	4,192
5/2011	ME 2	MI 7	TR	118475	513066	702777	521634	11566	2,980
5/2011	ME 2	MI 7	TR	118475	513087	924935	521116	42078	2,980
5/2011	ME 2	MI 7	TR	118477	513065	693715	521116	42078	56
5/2011	ME 2	MI 7	TR	118477	513065	693715	521634	11566	307
5/2011	ME 2	MI 7	TR	118477	513084	803184	521116	42078	28,170
5/2011	ME 2	MI 7	TR	118477	513084	803184	521634	11566	939
5/2011	ME 2	MI 7	TR	118477	513087	924935	521116	42078	234
5/2011	ME 2	MI 7	TR	118477	513090	927982	521116	42078	14,618
5/2011	ME 2	MI 7	TR	118477	513090	927982	521634	11566	3,292
5/2011	ME 2	MI 7	TR	118479	513066	702777	521008	11616	438
5/2011	ME 2	MI 7	TR	118479	513066	702777	521116	42078	177
5/2011	ME 2	MI 7	TR	118479	513084	803184	521008	11616	6,804
5/2011	ME 2	MI 7	TR	118479	513084	803184	521116	42078	10,360
5/2011	ME 2	MI 7	TR	118479	513084	803184	521634	11566	1,259
5/2011	ME 2	MI 7	TR	118481	513087	924935	521116	42078	10,713
5/2011	ME 2	MI 7	TR	118481	513087	924935	521634	11566	2,213
5/2011	ME 2	MI 7	TR	118483	513087	924935	505038	153808	1,851
5/2011	ME 2	MI 7	TR	118483	513087	924935	521008	11616	2,303
5/2011	ME 2	MI 7	TR	118483	513087	924935	521116	42078	14,322
5/2011	ME 2	MI 7	TR	118485	513054	467676	521116	42078	4,495
5/2011	ME 2	MI 7	TR	118485	513066	702777	521116	42078	9,468
5/2011	ME 2	MI 7	TR	118487	513090	927982	521008	11616	9,517
5/2011	ME 2	MI 7	TR	118488	513087	924935	521116	42078	8,322
5/2011	ME 2	MI 7	TR	118488	513087	924935	521634	11566	1,200

**ANR Pipeline Company  
Transportation Services  
Fuel By Route Analysis**

Reporting Year: January - December 2011  
Production Period: 05/2011

<u>Production Period</u>	<u>Receipt Segment</u>	<u>Delivery Segment</u>	<u>Service Class</u>	<u>Svc Req Contract</u>	<u>Receipt Location</u>	<u>Receipt Loc Prop</u>	<u>Delivery Location</u>	<u>Delivery Loc Prop</u>	<u>Fuel Quantity</u>
5/2011	ME 2	MI 7	TR	118491	513084	803184	505038	153808	5,842
5/2011	ME 2	MI 7	TR	118491	513084	803184	521116	42078	13,198
5/2011	ME 2	MI 7	TR	118493	513066	702777	505038	153808	4,748
5/2011	ME 2	MI 7	TR	118493	513066	702777	521008	11616	4,898
5/2011	ME 2	MI 7	TR	118493	513087	924935	521008	11616	4,619
5/2011	ME 2	MI 7	TR	118496	513066	702777	505038	153808	1,119
5/2011	ME 2	MI 7	TR	118496	513066	702777	521008	11616	581
5/2011	ME 2	MI 7	TR	118496	513066	702777	521116	42078	11,117
5/2011	ME 2	MI 7	TR	118496	513066	702777	521622	110850	86
5/2011	ME 2	MI 7	TR	118496	513084	803184	505038	153808	662
5/2011	ME 2	MI 7	TR	118496	513084	803184	521008	11616	484
5/2011	ME 2	MI 7	TR	118496	513084	803184	521116	42078	9,994
5/2011	ME 2	MI 7	TR	118496	513084	803184	521634	11566	171
5/2011	ME 2	MI 7	TR	118527	513065	693715	505017	139249	2,387
5/2011	ME 2	MI 7	TR	118527	513087	924935	505017	139249	8,196
5/2011	ME 2	MI 7	TR	118527	513087	924935	505038	153808	15
5/2011	ME 2	MI 7	TR	118546	513054	467676	521098	108641	815
5/2011	ME 2	MI 7	TR	118546	513054	467676	521116	42078	4,837
5/2011	ME 2	MI 7	TR	118546	513054	467676	521622	110850	154
5/2011	ME 2	MI 7	TR	118546	513054	467676	521678	140834	5,226
5/2011	ME 2	MI 7	TR	118546	513066	702777	521098	108641	19
5/2011	ME 2	MI 7	TR	118546	513066	702777	521116	42078	163
5/2011	ME 2	MI 7	TR	118546	513087	924935	521116	42078	795
5/2011	ME 2	MI 7	TR	118546	513087	924935	521678	140834	462
5/2011	ME 2	MI 7	TR	118558	513062	490940	521622	110850	34,575
5/2011	Segment								<b>582,799</b>
5/2011	ME 2	MW 6	TR	117659	513084	803184	521470	4738	12
5/2011	Segment								<b>12</b>
5/2011	ME 3	ME 3	TR	107275	513085	742252	505490	755893	18
5/2011	ME 3	ME 3	TR	107275	513085	742252	523006	314730	211
5/2011	ME 3	ME 3	TR	110885	513085	742252	505238	174721	115
5/2011	ME 3	ME 3	TR	112085	510008	38224	521032	138747	230

**ANR Pipeline Company  
Transportation Services  
Fuel By Route Analysis**

Reporting Year: January - December 2011  
Production Period: 05/2011

<u>Production Period</u>	<u>Receipt Segment</u>	<u>Delivery Segment</u>	<u>Service Class</u>	<u>Svc Req Contract</u>	<u>Receipt Location</u>	<u>Receipt Loc Prop</u>	<u>Delivery Location</u>	<u>Delivery Loc Prop</u>	<u>Fuel Quantity</u>
5/2011	ME 3	ME 3	TR	112085	510008	38224	521092	4475	1,130
5/2011	ME 3	ME 3	TR	112085	510008	38224	521530	4274	24
5/2011	ME 3	ME 3	TR	112085	510008	38224	521986	277052	38
5/2011	ME 3	ME 3	TR	112085	510008	38224	523038	398767	72
5/2011	ME 3	ME 3	TR	112085	510009	138660	520005	15672	222
5/2011	ME 3	ME 3	TR	112085	510009	138660	521092	4475	25
5/2011	ME 3	ME 3	TR	116816	505227	153721	521986	277052	97
5/2011	ME 3	ME 3	TR	116816	510008	38224	521986	277052	83
5/2011	ME 3	ME 3	TR	116983	505227	153721	523038	398767	71
5/2011	ME 3	ME 3	TR	116983	510009	138660	523038	398767	229
5/2011	ME 3	ME 3	TR	118530	513085	742252	521572	40455	93
5/2011	ME 3	ME 3	TR	118531	513085	742252	521572	40455	93
<b>Segment</b>									
5/2011	ME 3	MI 7	TR	1700	505008	139236	505038	153808	2,751
5/2011	ME 3	MI 7	TR	15400	505032	139374	505038	153808	193
5/2011	ME 3	MI 7	TR	109718	510008	38224	505038	153808	274
5/2011	ME 3	MI 7	TR	110885	510008	38224	521098	108641	9,300
5/2011	ME 3	MI 7	TR	110885	510008	38224	521116	42078	72
5/2011	ME 3	MI 7	TR	110885	513085	742252	521098	108641	10,729
5/2011	ME 3	MI 7	TR	110885	513085	742252	521116	42078	1,360
5/2011	ME 3	MI 7	TR	110889	510009	138660	521116	42078	3,163
5/2011	ME 3	MI 7	TR	110889	510009	138660	521138	11680	228
5/2011	ME 3	MI 7	TR	110902	513085	742252	521116	42078	48
5/2011	ME 3	MI 7	TR	110979	513085	742252	521116	42078	2,936
5/2011	ME 3	MI 7	TR	111288	505007	139235	505038	153808	1,549
5/2011	ME 3	MI 7	TR	111481	510009	138660	521116	42078	370
5/2011	ME 3	MI 7	TR	112085	505012	139240	505038	153808	304
5/2011	ME 3	MI 7	TR	112085	510008	38224	505038	153808	1,181
5/2011	ME 3	MI 7	TR	112835	510009	138660	521116	42078	2,884
5/2011	ME 3	MI 7	TR	113025	513085	742252	521116	42078	862
5/2011	ME 3	MI 7	TR	113025	513085	742252	521138	11680	1,873
5/2011	ME 3	MI 7	TR	113120	510009	138660	521116	42078	28
5/2011	ME 3	MI 7	TR	114781	513085	742252	505038	153808	2,178
5/2011	ME 3	MI 7	TR						3,776



**ANR Pipeline Company  
Transportation Services  
Fuel By Route Analysis**

Reporting Year: January - December 2011  
Production Period: 05/2011

<u>Production Period</u>	<u>Receipt Segment</u>	<u>Delivery Segment</u>	<u>Service Class</u>	<u>Svc Req Contract</u>	<u>Receipt Location</u>	<u>Receipt Loc Prop</u>	<u>Delivery Location</u>	<u>Delivery Loc Prop</u>	<u>Fuel Quantity</u>
5/2011	ME 3	MI 7	TR	114781	513085	742252	521116	42078	378
5/2011	ME 3	MI 7	TR	117379	510008	38224	521116	42078	642
5/2011	ME 3	MI 7	TR	118578	513085	742252	521622	110850	2,121
5/2011	ME 3	MI 7	TS	105412	521528	4351	505038	153808	76
5/2011	ME 3	MI 7	TS	114883	521534	138745	505038	153808	6
	<b>Segment</b>								<b>46,531</b>
5/2011	MI 7	ME 3	TR	1700	505038	153808	505008	139236	7
5/2011	MI 7	ME 3	TR	109956	511136	277072	521638	153767	484
5/2011	MI 7	ME 3	TR	112085	505038	153808	505012	139240	127
5/2011	MI 7	ME 3	IR	113025	505108	243097	521626	40184	42
5/2011	MI 7	ME 3	TR	113025	511136	277072	521626	40184	35
5/2011	MI 7	ME 3	TR	117577	511136	277072	520015	108796	148
5/2011	MI 7	ME 3	TR	117577	511136	277072	520018	22986	600
5/2011	MI 7	ME 3	TR	117577	511136	277072	520027	295956	151
5/2011	MI 7	ME 3	TR	117636	505038	153808	521638	153767	6
5/2011	MI 7	ME 3	TS	105412	505038	153808	521528	4351	40
5/2011	MI 7	ME 3	TS	109138	505038	153808	505011	139239	1
5/2011	MI 7	ME 3	TS	109190	505038	153808	505009	139237	3
5/2011	MI 7	ME 3	TS	114883	505038	153808	521534	138745	76
	<b>Segment</b>								<b>1,720</b>
5/2011	MI 7	MI 7	TR	103370	505038	153808	505108	243097	83
5/2011	MI 7	MI 7	TR	105428	511136	277072	505038	153808	6
5/2011	MI 7	MI 7	TR	106955	511136	277072	505038	153808	2
5/2011	MI 7	MI 7	TR	106966	510035	142182	521008	11616	31
5/2011	MI 7	MI 7	TR	106966	511176	44783	521008	11616	31
5/2011	MI 7	MI 7	TR	106966	511178	40476	521008	11616	34
5/2011	MI 7	MI 7	TR	106966	513023	120743	521008	11616	31
5/2011	MI 7	MI 7	TR	106966	513050	463539	521008	11616	310
5/2011	MI 7	MI 7	TR	107879	513022	338686	505038	153808	2,343
5/2011	MI 7	MI 7	TR	107879	513022	338686	521116	42078	199
5/2011	MI 7	MI 7	TR	107892	513022	338686	505038	153808	64
5/2011	MI 7	MI 7	TR	107895	511136	277072	521008	11616	155

**ANR Pipeline Company  
Transportation Services  
Fuel By Route Analysis**

Reporting Year: January - December 2011  
 Production Period: 05/2011

<u>Production Period</u>	<u>Receipt Segment</u>	<u>Delivery Segment</u>	<u>Service Class</u>	<u>Svc Req Contract</u>	<u>Receipt Location</u>	<u>Receipt Loc Prop</u>	<u>Delivery Location</u>	<u>Delivery Loc Prop</u>	<u>Fuel Quantity</u>
5/2011	MI 7	MI 7	TR	107895	513022	338686	505038	153808	71
5/2011	MI 7	MI 7	TR	107895	513022	338686	521008	11616	42
5/2011	MI 7	MI 7	TR	107899	505108	243097	505038	153808	68
5/2011	MI 7	MI 7	TR	107899	513022	338686	505038	153808	118
5/2011	MI 7	MI 7	TR	108412	505230	153728	523008	312117	472
5/2011	MI 7	MI 7	TR	108412	511158	48644	523008	312117	607
5/2011	MI 7	MI 7	TR	108993	505038	153808	521985	278172	252
5/2011	MI 7	MI 7	TR	108993	505108	243097	505038	153808	287
5/2011	MI 7	MI 7	TR	109014	505038	153808	505131	295958	1,885
5/2011	MI 7	MI 7	TR	109014	505131	295958	505038	153808	4,983
5/2011	MI 7	MI 7	TR	109024	510005	246067	505038	153808	4,225
5/2011	MI 7	MI 7	TR	109212	505108	243097	505038	153808	32
5/2011	MI 7	MI 7	TR	109212	511136	277072	505038	153808	1,319
5/2011	MI 7	MI 7	TR	109212	513022	338686	505038	153808	31
5/2011	MI 7	MI 7	TR	109223	511136	277072	505038	153808	1,102
5/2011	MI 7	MI 7	TR	109223	513022	338686	505038	153808	245
5/2011	MI 7	MI 7	TR	109422	505038	153808	521122	11751	165
5/2011	MI 7	MI 7	TR	109595	505038	153808	505019	139251	85
5/2011	MI 7	MI 7	TR	109974	505108	243097	505038	153808	41
5/2011	MI 7	MI 7	TR	110016	505108	243097	505038	153808	123
5/2011	MI 7	MI 7	TR	110019	505038	153808	505018	139250	109
5/2011	MI 7	MI 7	TR	110024	505038	153808	521122	11751	207
5/2011	MI 7	MI 7	TR	110024	521122	11751	505038	153808	526
5/2011	MI 7	MI 7	TR	110885	505038	153808	521098	108641	16
5/2011	MI 7	MI 7	TR	110885	505038	153808	521634	11566	178
5/2011	MI 7	MI 7	TR	110885	505038	153808	521690	40892	560
5/2011	MI 7	MI 7	TR	110885	505108	243097	505038	153808	34
5/2011	MI 7	MI 7	TR	110899	505038	153808	521008	11616	58
5/2011	MI 7	MI 7	TR	110899	505038	153808	521118	11578	15
5/2011	MI 7	MI 7	TR	110899	505038	153808	521122	11751	5
5/2011	MI 7	MI 7	TR	110899	505038	153808	521124	11562	7
5/2011	MI 7	MI 7	TR	110899	505038	153808	521142	40477	7
5/2011	MI 7	MI 7	TR	110899	505038	153808	521162	11748	8

**ANR Pipeline Company  
Transportation Services  
Fuel By Route Analysis**

Reporting Year: *January - December 2011*  
 Production Period: **05/2011**

<u>Production Period</u>	<u>Receipt Segment</u>	<u>Delivery Segment</u>	<u>Service Class</u>	<u>Svc Req Contract</u>	<u>Receipt Location</u>	<u>Receipt Loc Prop</u>	<u>Delivery Location</u>	<u>Delivery Loc Prop</u>	<u>Fuel Quantity</u>
5/2011	MI 7	MI 7	TR	110899	505038	153808	523052	467243	9
5/2011	MI 7	MI 7	TR	110899	511136	277072	505038	153808	26
5/2011	MI 7	MI 7	TR	110902	505038	153808	505137	320550	135
5/2011	MI 7	MI 7	TR	110902	505038	153808	521690	40892	330
5/2011	MI 7	MI 7	TR	110902	505108	243097	521690	40892	203
5/2011	MI 7	MI 7	TR	110902	505108	243097	523008	312117	426
5/2011	MI 7	MI 7	TR	110902	505222	140358	505137	320550	731
5/2011	MI 7	MI 7	TR	110956	505038	153808	521030	282436	168
5/2011	MI 7	MI 7	TR	110979	505108	243097	521116	42078	406
5/2011	MI 7	MI 7	TR	110979	510005	246067	521116	42078	843
5/2011	MI 7	MI 7	TR	110979	510005	246067	521634	11566	33
5/2011	MI 7	MI 7	TR	110979	511136	277072	521116	42078	107
5/2011	MI 7	MI 7	TR	110979	511136	277072	521634	11566	50
5/2011	MI 7	MI 7	TR	111310	505038	153808	505006	139234	26
5/2011	MI 7	MI 7	TR	111456	505108	243097	505038	153808	68
5/2011	MI 7	MI 7	TR	111481	505038	153808	521030	282436	178
5/2011	MI 7	MI 7	TR	111481	505108	243097	505038	153808	422
5/2011	MI 7	MI 7	TR	111481	505108	243097	521030	282436	2
5/2011	MI 7	MI 7	TR	111481	505108	243097	521116	42078	41
5/2011	MI 7	MI 7	TR	111481	505108	243097	523008	312117	2
5/2011	MI 7	MI 7	TR	111481	510005	246067	505038	153808	890
5/2011	MI 7	MI 7	TR	111481	510005	246067	521030	282436	294
5/2011	MI 7	MI 7	TR	111481	510005	246067	521116	42078	124
5/2011	MI 7	MI 7	TR	111481	510005	246067	523008	312117	411
5/2011	MI 7	MI 7	TR	111481	510029	2610	505038	153808	457
5/2011	MI 7	MI 7	TR	111481	510029	2610	521030	282436	80
5/2011	MI 7	MI 7	TR	111481	510029	2610	521116	42078	18
5/2011	MI 7	MI 7	TR	111481	510029	2610	523008	312117	154
5/2011	MI 7	MI 7	TR	111481	511136	277072	505038	153808	51
5/2011	MI 7	MI 7	TR	111481	511136	277072	521030	282436	19
5/2011	MI 7	MI 7	TR	111481	511136	277072	521116	42078	17
5/2011	MI 7	MI 7	TR	111481	511136	277072	523008	312117	11
5/2011	MI 7	MI 7	TR	111493	511144	48642	505033	139382	488

**ANR Pipeline Company  
Transportation Services  
Fuel By Route Analysis**

Reporting Year: *January - December 2011*  
Production Period: **05/2011**

<u>Production Period</u>	<u>Receipt Segment</u>	<u>Delivery Segment</u>	<u>Service Class</u>	<u>Svc Req Contract</u>	<u>Receipt Location</u>	<u>Receipt Loc Prop</u>	<u>Delivery Location</u>	<u>Delivery Loc Prop</u>	<u>Fuel Quantity</u>
5/2011	MI 7	MI 7	TR	111730	505108	243097	505038	153808	745
5/2011	MI 7	MI 7	TR	111730	511136	277072	505038	153808	82
5/2011	MI 7	MI 7	TR	111910	510005	246067	521008	11616	1
5/2011	MI 7	MI 7	TR	111910	511136	277072	521008	11616	71
5/2011	MI 7	MI 7	TR	111910	511136	277072	521098	108641	246
5/2011	MI 7	MI 7	TR	111910	511158	48644	523008	312117	41
5/2011	MI 7	MI 7	TR	111928	510005	246067	521008	11616	3
5/2011	MI 7	MI 7	TR	111928	510005	246067	521116	42078	1,175
5/2011	MI 7	MI 7	TR	111928	510029	2610	521116	42078	149
5/2011	MI 7	MI 7	TR	111928	511136	277072	521008	11616	48
5/2011	MI 7	MI 7	TR	111928	511136	277072	521116	42078	3,723
5/2011	MI 7	MI 7	TR	111973	511158	48644	521124	11562	496
5/2011	MI 7	MI 7	TR	112059	505038	153808	521008	11616	16
5/2011	MI 7	MI 7	TR	112059	511136	277072	521098	108641	246
5/2011	MI 7	MI 7	TR	112059	511158	48644	523008	312117	41
5/2011	MI 7	MI 7	TR	112117	510005	246067	505038	153808	165
5/2011	MI 7	MI 7	TR	112117	510005	246067	521028	40478	2
5/2011	MI 7	MI 7	TR	112117	510005	246067	521074	40470	96
5/2011	MI 7	MI 7	TR	112117	510005	246067	521116	42078	298
5/2011	MI 7	MI 7	TR	112117	510005	246067	521142	40477	248
5/2011	MI 7	MI 7	TR	112117	510005	246067	521144	11580	78
5/2011	MI 7	MI 7	TR	112117	510005	246067	521146	11785	47
5/2011	MI 7	MI 7	TR	112117	510005	246067	521160	11590	325
5/2011	MI 7	MI 7	TR	112488	521122	11751	505038	153808	331
5/2011	MI 7	MI 7	TR	112817	505017	139249	505038	153808	150
5/2011	MI 7	MI 7	TR	112817	505038	153808	505017	139249	132
5/2011	MI 7	MI 7	TR	112835	505038	153808	521030	282436	170
5/2011	MI 7	MI 7	TR	112835	510005	246067	523008	312117	24
5/2011	MI 7	MI 7	TR	112835	510029	2610	505038	153808	82
5/2011	MI 7	MI 7	TR	113025	505108	243097	505038	153808	691
5/2011	MI 7	MI 7	TR	113025	505108	243097	521008	11616	2,144
5/2011	MI 7	MI 7	TR	113025	505108	243097	521030	282436	41
5/2011	MI 7	MI 7	TR	113025	505108	243097	521074	40470	132

**ANR Pipeline Company  
Transportation Services  
Fuel By Route Analysis**

Reporting Year: January - December 2011  
Production Period: 05/2011

<u>Production Period</u>	<u>Receipt Segment</u>	<u>Delivery Segment</u>	<u>Service Class</u>	<u>Svc Req Contract</u>	<u>Receipt Location</u>	<u>Receipt Loc Prop</u>	<u>Delivery Location</u>	<u>Delivery Loc Prop</u>	<u>Fuel Quantity</u>
5/2011	MI 7	MI 7	TR	113025	505108	243097	521118	11578	10
5/2011	MI 7	MI 7	TR	113025	505108	243097	521138	11680	19
5/2011	MI 7	MI 7	TR	113025	505108	243097	521144	11580	5
5/2011	MI 7	MI 7	TR	113025	505108	243097	521156	11572	258
5/2011	MI 7	MI 7	TR	113025	505108	243097	521158	11581	526
5/2011	MI 7	MI 7	TR	113025	505108	243097	521670	40468	19
5/2011	MI 7	MI 7	TR	113025	505108	243097	521962	139401	12
5/2011	MI 7	MI 7	TR	113025	505108	243097	523008	312117	190
5/2011	MI 7	MI 7	TR	113025	510005	246067	521008	11616	2
5/2011	MI 7	MI 7	TR	113025	511136	277072	505038	153808	228
5/2011	MI 7	MI 7	TR	113025	511136	277072	521008	11616	1,221
5/2011	MI 7	MI 7	TR	113025	511136	277072	521074	40470	20
5/2011	MI 7	MI 7	TR	113025	511136	277072	521116	42078	3
5/2011	MI 7	MI 7	TR	113025	511136	277072	521118	11578	350
5/2011	MI 7	MI 7	TR	113025	511136	277072	521122	11751	209
5/2011	MI 7	MI 7	TR	113025	511136	277072	521124	11562	238
5/2011	MI 7	MI 7	TR	113025	511136	277072	521138	11680	201
5/2011	MI 7	MI 7	TR	113025	511136	277072	521142	40477	18
5/2011	MI 7	MI 7	TR	113025	511136	277072	521144	11580	41
5/2011	MI 7	MI 7	TR	113025	511136	277072	521162	11748	131
5/2011	MI 7	MI 7	TR	113025	511136	277072	521622	110850	59
5/2011	MI 7	MI 7	TR	113025	511136	277072	521670	40468	349
5/2011	MI 7	MI 7	TR	113025	511136	277072	523008	312117	19
5/2011	MI 7	MI 7	TR	113025	511136	277072	523052	467243	104
5/2011	MI 7	MI 7	TR	113026	510005	246067	505038	153808	280
5/2011	MI 7	MI 7	TR	113026	510005	246067	521008	11616	554
5/2011	MI 7	MI 7	TR	113026	510005	246067	521014	153852	1,648
5/2011	MI 7	MI 7	TR	113026	510005	246067	521074	40470	4
5/2011	MI 7	MI 7	TR	113026	510005	246067	521098	108641	429
5/2011	MI 7	MI 7	TR	113026	510005	246067	521116	42078	1,103
5/2011	MI 7	MI 7	TR	113026	510005	246067	521120	11795	4
5/2011	MI 7	MI 7	TR	113026	510005	246067	521122	11751	5
5/2011	MI 7	MI 7	TR	113026	510005	246067	521124	11562	4

**ANR Pipeline Company  
Transportation Services  
Fuel By Route Analysis**

Reporting Year: January - December 2011  
Production Period: 05/2011

<u>Production Period</u>	<u>Receipt Segment</u>	<u>Delivery Segment</u>	<u>Service Class</u>	<u>Svc Req Contract</u>	<u>Receipt</u>		<u>Delivery</u>		<u>Fuel Quantity</u>
					<u>Location</u>	<u>Loc Prop</u>	<u>Location</u>	<u>Loc Prop</u>	
5/2011	MI 7	MI 7	TR	113026	510005	246067	521142	40477	19
5/2011	MI 7	MI 7	TR	113026	510005	246067	521144	11580	8
5/2011	MI 7	MI 7	TR	113026	510005	246067	521146	11785	5
5/2011	MI 7	MI 7	TR	113026	510005	246067	521156	11572	10
5/2011	MI 7	MI 7	TR	113026	510005	246067	521162	11748	183
5/2011	MI 7	MI 7	TR	113026	510005	246067	521564	40185	4
5/2011	MI 7	MI 7	TR	113026	510005	246067	521622	110850	41
5/2011	MI 7	MI 7	TR	113026	510005	246067	521634	11566	848
5/2011	MI 7	MI 7	TR	113026	510005	246067	521670	40468	108
5/2011	MI 7	MI 7	TR	113026	510005	246067	521678	140834	1,323
5/2011	MI 7	MI 7	TR	113026	510005	246067	521962	139401	100
5/2011	MI 7	MI 7	TR	113026	510005	246067	523052	467243	7
5/2011	MI 7	MI 7	TR	113026	511136	277072	505038	153808	15
5/2011	MI 7	MI 7	TR	113026	511136	277072	521074	40470	4
5/2011	MI 7	MI 7	TR	113026	511136	277072	521116	42078	160
5/2011	MI 7	MI 7	TR	113029	505108	243097	521008	11616	75
5/2011	MI 7	MI 7	TR	113029	505108	243097	521098	108641	48
5/2011	MI 7	MI 7	TR	113029	505108	243097	523008	312117	66
5/2011	MI 7	MI 7	TR	113029	511136	277072	505038	153808	84
5/2011	MI 7	MI 7	TR	113029	511136	277072	521008	11616	828
5/2011	MI 7	MI 7	TR	113029	511136	277072	521098	108641	316
5/2011	MI 7	MI 7	TR	113029	511136	277072	521622	110850	30
5/2011	MI 7	MI 7	TR	113029	511136	277072	521962	139401	16
5/2011	MI 7	MI 7	TR	113029	511158	48644	523008	312117	41
5/2011	MI 7	MI 7	TR	113120	505108	243097	505038	153808	103
5/2011	MI 7	MI 7	TR	113120	505108	243097	521030	282436	69
5/2011	MI 7	MI 7	TR	113120	505108	243097	523008	312117	79
5/2011	MI 7	MI 7	TR	113120	510005	246067	505038	153808	553
5/2011	MI 7	MI 7	TR	113120	510005	246067	521030	282436	185
5/2011	MI 7	MI 7	TR	113120	510005	246067	523008	312117	162
5/2011	MI 7	MI 7	TR	113120	510029	2610	505038	153808	293
5/2011	MI 7	MI 7	TR	113120	511136	277072	505038	153808	42
5/2011	MI 7	MI 7	TR	113120	511136	277072	521116	42078	10

## ANR Pipeline Company Transportation Services Fuel By Route Analysis

Reporting Year: *January - December 2011*  
 Production Period: **05/2011**

<u>Production Period</u>	<u>Receipt Segment</u>	<u>Delivery Segment</u>	<u>Service Class</u>	<u>Svc Req Contract</u>	<u>Receipt Location</u>	<u>Receipt Loc Prop</u>	<u>Delivery Location</u>	<u>Delivery Loc Prop</u>	<u>Fuel Quantity</u>
5/2011	M17	M17	TR	113185	510005	246067	505038	153808	4,140
5/2011	M17	M17	TR	113186	510005	246067	505038	153808	24
5/2011	M17	M17	TR	113186	511136	277072	505038	153808	979
5/2011	M17	M17	TR	113189	511136	277072	505038	153808	199
5/2011	M17	M17	TR	113189	511136	277072	521116	42078	16
5/2011	M17	M17	TR	113189	511136	277072	521634	11566	51
5/2011	M17	M17	TR	113192	505108	243097	521116	42078	9
5/2011	M17	M17	TR	113192	511136	277072	521098	108641	437
5/2011	M17	M17	TR	113192	511136	277072	521116	42078	892
5/2011	M17	M17	TR	113192	511136	277072	521622	110850	35
5/2011	M17	M17	TR	113192	511180	139232	521116	42078	61
5/2011	M17	M17	TR	113192	511180	139232	521622	110850	1
5/2011	M17	M17	TR	113357	505108	243097	505038	153808	221
5/2011	M17	M17	TR	113357	505222	140358	505137	320550	42
5/2011	M17	M17	TR	113450	505108	243097	521690	40892	101
5/2011	M17	M17	TR	113450	511136	277072	521690	40892	643
5/2011	M17	M17	TR	113450	511154	48641	521690	40892	1
5/2011	M17	M17	TR	113498	511158	48644	505038	153808	248
5/2011	M17	M17	TR	113532	511158	48644	505038	153808	93
5/2011	M17	M17	TR	113709	505108	243097	505038	153808	1,271
5/2011	M17	M17	TR	113709	510005	246067	505038	153808	1,147
5/2011	M17	M17	TR	113987	505038	153808	521670	40468	86
5/2011	M17	M17	TR	114021	505108	243097	521634	11566	40
5/2011	M17	M17	TR	114122	511158	48644	521124	11562	341
5/2011	M17	M17	TR	114132	505038	153808	521030	282436	63
5/2011	M17	M17	TR	114132	505108	243097	505038	153808	232
5/2011	M17	M17	TR	114132	505108	243097	521030	282436	39
5/2011	M17	M17	TR	114132	505108	243097	523008	312117	314
5/2011	M17	M17	TR	114132	510005	246067	505038	153808	1,017
5/2011	M17	M17	TR	114132	510005	246067	521030	282436	189
5/2011	M17	M17	TR	114132	510005	246067	521098	108641	8
5/2011	M17	M17	TR	114132	510005	246067	521138	11680	1
5/2011	M17	M17	TR	114132	510005	246067	523008	312117	143

## ANR Pipeline Company Transportation Services Fuel By Route Analysis

**Reporting Year: January - December 2011**  
**Production Period: 05/2011**

<u>Production Period</u>	<u>Receipt Segment</u>	<u>Delivery Segment</u>	<u>Service Class</u>	<u>Svc Req Contract</u>	<u>Receipt Location</u>	<u>Receipt Loc Prop</u>	<u>Delivery Location</u>	<u>Delivery Loc Prop</u>	<u>Fuel Quantity</u>
5/2011	MI 7	MI 7	TR	114132	510029	2610	505038	153808	648
5/2011	MI 7	MI 7	TR	114132	510029	2610	521030	282436	148
5/2011	MI 7	MI 7	TR	114132	510029	2610	523008	312117	219
5/2011	MI 7	MI 7	TR	114132	511136	277072	505038	153808	382
5/2011	MI 7	MI 7	TR	114132	511136	277072	521030	282436	96
5/2011	MI 7	MI 7	TR	114166	505038	153808	521030	282436	524
5/2011	MI 7	MI 7	TR	114166	505230	153728	521030	282436	32
5/2011	MI 7	MI 7	TR	114166	521030	282436	505038	153808	25
5/2011	MI 7	MI 7	TR	114169	505108	243097	505038	153808	25
5/2011	MI 7	MI 7	TR	114497	505038	153808	521690	40892	55
5/2011	MI 7	MI 7	TR	114497	505108	243097	521014	153852	152
5/2011	MI 7	MI 7	TR	114497	505108	243097	521116	42078	169
5/2011	MI 7	MI 7	TR	114497	505108	243097	521144	11580	2
5/2011	MI 7	MI 7	TR	114497	505108	243097	521622	110850	87
5/2011	MI 7	MI 7	TR	114497	505108	243097	521634	11566	60
5/2011	MI 7	MI 7	TR	114497	505108	243097	521670	40468	1
5/2011	MI 7	MI 7	TR	114497	505108	243097	521962	139401	33
5/2011	MI 7	MI 7	TR	114497	511158	48644	505038	153808	1
5/2011	MI 7	MI 7	TR	114497	511158	48644	521014	153852	300
5/2011	MI 7	MI 7	TR	114497	511158	48644	521118	11578	176
5/2011	MI 7	MI 7	TR	114497	511158	48644	521124	11562	124
5/2011	MI 7	MI 7	TR	114497	511158	48644	521132	11563	31
5/2011	MI 7	MI 7	TR	114497	511158	48644	521144	11580	68
5/2011	MI 7	MI 7	TR	114497	511158	48644	521162	11748	1
5/2011	MI 7	MI 7	TR	114497	511158	48644	521622	110850	34
5/2011	MI 7	MI 7	TR	114497	511158	48644	521634	11566	536
5/2011	MI 7	MI 7	TR	114497	511158	48644	521670	40468	30
5/2011	MI 7	MI 7	TR	114497	511158	48644	521690	40892	2,211
5/2011	MI 7	MI 7	TR	114532	505038	153808	521030	282436	168
5/2011	MI 7	MI 7	TR	114532	505108	243097	505038	153808	114
5/2011	MI 7	MI 7	TR	114532	510029	2610	505038	153808	27
5/2011	MI 7	MI 7	TR	114532	511136	277072	505038	153808	536
5/2011	MI 7	MI 7	TR	114532	511136	277072	521030	282436	239



**ANR Pipeline Company  
Transportation Services  
Fuel By Route Analysis**

Reporting Year: January - December 2011  
Production Period: 05/2011

<u>Production Period</u>	<u>Receipt Segment</u>	<u>Delivery Segment</u>	<u>Service Class</u>	<u>Svc Req Contract</u>	<u>Receipt Location</u>	<u>Receipt Loc Prop</u>	<u>Delivery Location</u>	<u>Delivery Loc Prop</u>	<u>Fuel Quantity</u>
5/2011	MI 7	MI 7	TR	114532	511136	277072	521634	11566	2
5/2011	MI 7	MI 7	TR	114532	521030	282436	505038	153808	116
5/2011	MI 7	MI 7	TR	114567	505038	153808	505137	320550	1,204
5/2011	MI 7	MI 7	TR	114567	505222	140358	505137	320550	469
5/2011	MI 7	MI 7	TR	114567	505230	153728	505137	320550	19
5/2011	MI 7	MI 7	TR	114824	505038	153808	521606	216654	101
5/2011	MI 7	MI 7	TR	115064	510005	246067	521116	42078	1,179
5/2011	MI 7	MI 7	TR	115064	510005	246067	521604	150409	598
5/2011	MI 7	MI 7	TR	115064	510005	246067	521634	11566	23
5/2011	MI 7	MI 7	TR	115070	513022	338686	505038	153808	167
5/2011	MI 7	MI 7	TR	115211	505038	153808	521604	150409	10
5/2011	MI 7	MI 7	TR	115211	521604	150409	505038	153808	318
5/2011	MI 7	MI 7	TR	115717	505230	153728	521054	280435	18
5/2011	MI 7	MI 7	TR	115823	505038	153808	521008	11616	66
5/2011	MI 7	MI 7	TR	115823	505108	243097	523008	312117	41
5/2011	MI 7	MI 7	TR	115823	510005	246067	505038	153808	39
5/2011	MI 7	MI 7	TR	115823	510005	246067	521008	11616	163
5/2011	MI 7	MI 7	TR	115823	511136	277072	521008	11616	853
5/2011	MI 7	MI 7	TR	115823	511136	277072	521622	110850	53
5/2011	MI 7	MI 7	TR	115823	511136	277072	523008	312117	91
5/2011	MI 7	MI 7	TR	115828	505038	153808	521008	11616	162
5/2011	MI 7	MI 7	TR	115828	505108	243097	521008	11616	8
5/2011	MI 7	MI 7	TR	115828	511136	277072	521008	11616	3,103
5/2011	MI 7	MI 7	TR	115828	511136	277072	521116	42078	7
5/2011	MI 7	MI 7	TR	116003	505038	153808	521008	11616	93
5/2011	MI 7	MI 7	TR	116108	510005	246067	505038	153808	150
5/2011	MI 7	MI 7	TR	116567	505038	153808	521142	40477	3
5/2011	MI 7	MI 7	TR	116567	505038	153808	521144	11580	3
5/2011	MI 7	MI 7	TR	116567	511136	277072	521158	11581	1
5/2011	MI 7	MI 7	TR	116569	505123	261474	521074	40470	170
5/2011	MI 7	MI 7	TR	116569	505123	261474	521116	42078	16
5/2011	MI 7	MI 7	TR	116576	511136	277072	505038	153808	22
5/2011	MI 7	MI 7	TR	116580	510005	246067	505038	153808	181

**ANR Pipeline Company  
Transportation Services  
Fuel By Route Analysis**

Reporting Year: *January - December 2011*  
 Production Period: *05/2011*

<u>Production Period</u>	<u>Receipt Segment</u>	<u>Delivery Segment</u>	<u>Service Class</u>	<u>Svc Req Contract</u>	<u>Receipt Location</u>	<u>Receipt Loc Prop</u>	<u>Delivery Location</u>	<u>Delivery Loc Prop</u>	<u>Fuel Quantity</u>
5/2011	MI 7	MI 7	TR	116580	510005	246067	521074	40470	560
5/2011	MI 7	MI 7	TR	116580	510005	246067	521116	42078	179
5/2011	MI 7	MI 7	TR	116580	510005	246067	521118	11578	50
5/2011	MI 7	MI 7	TR	116580	510005	246067	521122	11751	23
5/2011	MI 7	MI 7	TR	116580	510005	246067	521124	11562	21
5/2011	MI 7	MI 7	TR	116580	510005	246067	521138	11680	13
5/2011	MI 7	MI 7	TR	116580	510005	246067	521142	40477	222
5/2011	MI 7	MI 7	TR	116580	510005	246067	521144	11580	170
5/2011	MI 7	MI 7	TR	116580	510005	246067	521146	11785	11
5/2011	MI 7	MI 7	TR	116580	510005	246067	521154	11574	11
5/2011	MI 7	MI 7	TR	116580	510005	246067	521158	11581	22
5/2011	MI 7	MI 7	TR	116580	510005	246067	521162	11748	153
5/2011	MI 7	MI 7	TR	116580	510005	246067	521670	40468	6
5/2011	MI 7	MI 7	TR	116580	510005	246067	521962	139401	24
5/2011	MI 7	MI 7	TR	117338	505108	243097	505038	153808	1,043
5/2011	MI 7	MI 7	TR	117338	511136	277072	505038	153808	936
5/2011	MI 7	MI 7	TR	117577	505108	243097	521634	11566	24
5/2011	MI 7	MI 7	TR	117577	511136	277072	505038	153808	150
5/2011	MI 7	MI 7	TR	117577	511136	277072	521008	11616	407
5/2011	MI 7	MI 7	TR	117577	511136	277072	521116	42078	355
5/2011	MI 7	MI 7	TR	117577	511136	277072	521138	11680	26
5/2011	MI 7	MI 7	TR	117577	511136	277072	521634	11566	215
5/2011	MI 7	MI 7	TR	117577	511154	48641	521008	11616	264
5/2011	MI 7	MI 7	TR	117577	511154	48641	521116	42078	137
5/2011	MI 7	MI 7	TR	117577	511154	48641	521634	11566	149
5/2011	MI 7	MI 7	TR	117621	505038	153808	521622	110850	3
5/2011	MI 7	MI 7	TR	117621	505038	153808	523008	312117	28
5/2011	MI 7	MI 7	TR	117621	505222	140358	505137	320550	24
5/2011	MI 7	MI 7	TR	117626	511136	277072	505038	153808	3
5/2011	MI 7	MI 7	TR	117632	511136	277072	521142	40477	4
5/2011	MI 7	MI 7	TR	117727	511158	48644	505108	243097	15
5/2011	MI 7	MI 7	TR	117727	511158	48644	521014	153852	13
5/2011	MI 7	MI 7	TR	117727	511158	48644	521016	4196	14

**ANR Pipeline Company  
Transportation Services  
Fuel By Route Analysis**

Reporting Year: *January - December 2011*  
 Production Period: **05/2011**

<u>Production Period</u>	<u>Receipt Segment</u>	<u>Delivery Segment</u>	<u>Service Class</u>	<u>Sve Req Contract</u>	<u>Receipt Location</u>	<u>Receipt Loc Prop</u>	<u>Delivery Location</u>	<u>Delivery Loc Prop</u>	<u>Fuel Quantity</u>
5/2011	M17	M17	TR	117727	511158	48644	521098	108641	30
5/2011	M17	M17	TR	117727	511158	48644	521622	110850	30
5/2011	M17	M17	TR	117727	511158	48644	521634	11566	184
5/2011	M17	M17	TR	117727	511158	48644	521690	40892	427
5/2011	M17	M17	TR	117727	511158	48644	521985	278172	18
5/2011	M17	M17	TR	117727	511158	48644	523025	338685	10
5/2011	M17	M17	TR	117749	505038	153808	521962	139401	41
5/2011	M17	M17	TR	117749	511136	277072	505038	153808	33
5/2011	M17	M17	TR	117783	521622	110850	521634	11566	40
5/2011	M17	M17	TR	117787	505038	153808	523014	318733	23
5/2011	M17	M17	TR	117787	505230	153728	523014	318733	43
5/2011	M17	M17	TR	118191	505108	243097	521116	42078	52
5/2011	M17	M17	TR	118191	510029	2610	505038	153808	5
5/2011	M17	M17	TR	118191	510029	2610	521116	42078	658
5/2011	M17	M17	TR	118192	505108	243097	521116	42078	62
5/2011	M17	M17	TR	118192	510029	2610	521008	11616	2
5/2011	M17	M17	TR	118192	510029	2610	521116	42078	105
5/2011	M17	M17	TR	118192	510029	2610	521634	11566	25
5/2011	M17	M17	TR	118231	505038	153808	505541	1181282	887
5/2011	M17	M17	TR	118231	505230	153728	505541	1181282	84
5/2011	M17	M17	TR	118255	505038	153808	521008	11616	168
5/2011	M17	M17	TR	118268	505108	243097	505038	153808	1,837
5/2011	M17	M17	TR	118268	505108	243097	521098	108641	380
5/2011	M17	M17	TR	118268	505108	243097	521116	42078	202
5/2011	M17	M17	TR	118268	505108	243097	521604	150409	68
5/2011	M17	M17	TR	118268	505108	243097	521634	11566	57
5/2011	M17	M17	TR	118268	510005	246067	505038	153808	1
5/2011	M17	M17	TR	118268	510005	246067	521116	42078	25
5/2011	M17	M17	TR	118268	510005	246067	521604	150409	5
5/2011	M17	M17	TR	118281	505038	153808	521098	108641	47
5/2011	M17	M17	TR	118281	505038	153808	521116	42078	4
5/2011	M17	M17	TR	118281	505038	153808	521690	40892	8
5/2011	M17	M17	TR	118281	505108	243097	505038	153808	32

**ANR Pipeline Company  
Transportation Services  
Fuel By Route Analysis**

Reporting Year: January - December 2011  
Production Period: 05/2011

<u>Production Period</u>	<u>Receipt Segment</u>	<u>Delivery Segment</u>	<u>Service Class</u>	<u>Svc Req Contract</u>	<u>Receipt Location</u>	<u>Receipt Loc Prop</u>	<u>Delivery Location</u>	<u>Delivery Loc Prop</u>	<u>Fuel Quantity</u>
5/2011	M17	M17	TR	118281	505108	243097	521690	40892	50
5/2011	M17	M17	TR	118282	510005	246067	505038	153808	617
5/2011	M17	M17	TR	118282	510005	246067	521074	40470	11
5/2011	M17	M17	TR	118282	510005	246067	521116	42078	372
5/2011	M17	M17	TR	118282	510005	246067	521142	40477	10
5/2011	M17	M17	TR	118282	510005	246067	521144	11580	231
5/2011	M17	M17	TR	118282	510005	246067	521146	11785	126
5/2011	M17	M17	TR	118282	510005	246067	521154	11574	100
5/2011	M17	M17	TR	118282	510005	246067	521158	11581	4
5/2011	M17	M17	TR	118282	510005	246067	521162	11748	17
5/2011	M17	M17	TR	118416	505108	243097	521690	40892	41
5/2011	M17	M17	TR	118426	505108	243097	505415	384818	65
5/2011	M17	M17	TR	118426	505108	243097	523008	312117	35
5/2011	M17	M17	TR	118426	505222	140358	505137	320550	50
5/2011	M17	M17	TR	118427	505038	153808	505137	320550	84
5/2011	M17	M17	TR	118427	505038	153808	521690	40892	100
5/2011	M17	M17	TR	118427	505108	243097	521690	40892	9
5/2011	M17	M17	TR	118427	505222	140358	505137	320550	91
5/2011	M17	M17	TR	118428	505038	153808	521690	40892	41
5/2011	M17	M17	TR	118428	505108	243097	505415	384818	43
5/2011	M17	M17	TR	118428	505108	243097	521690	40892	315
5/2011	M17	M17	TR	118428	505108	243097	523008	312117	112
5/2011	M17	M17	TR	118428	505222	140358	505137	320550	82
5/2011	M17	M17	TR	118428	505415	384818	505137	320550	33
5/2011	M17	M17	TR	118429	505038	153808	521622	110850	58
5/2011	M17	M17	TR	118429	505038	153808	521690	40892	226
5/2011	M17	M17	TR	118429	505038	153808	523008	312117	179
5/2011	M17	M17	TR	118429	505108	243097	505038	153808	93
5/2011	M17	M17	TR	118429	505108	243097	521690	40892	198
5/2011	M17	M17	TR	118429	505222	140358	505137	320550	410
5/2011	M17	M17	TR	118429	505415	384818	505137	320550	33
5/2011	M17	M17	TR	118430	505038	153808	505137	320550	79
5/2011	M17	M17	TR	118430	505038	153808	521118	11578	41

**ANR Pipeline Company  
Transportation Services  
Fuel By Route Analysis**

Reporting Year: January - December 2011  
 Production Period: 05/2011

<u>Production Period</u>	<u>Receipt Segment</u>	<u>Delivery Segment</u>	<u>Service Class</u>	<u>Svc Req Contract</u>	<u>Receipt Location</u>	<u>Receipt Loc Prop</u>	<u>Delivery Location</u>	<u>Delivery Loc Prop</u>	<u>Fuel Quantity</u>
5/2011	MI 7	MI 7	TR	118430	505038	153808	521690	40892	28
5/2011	MI 7	MI 7	TR	118430	505108	243097	505038	153808	18
5/2011	MI 7	MI 7	TR	118430	505108	243097	521690	40892	14
5/2011	MI 7	MI 7	TR	118430	505108	243097	523008	312117	28
5/2011	MI 7	MI 7	TR	118430	505222	140358	505137	320550	82
5/2011	MI 7	MI 7	TR	118469	510029	2610	521116	42078	6
5/2011	MI 7	MI 7	TR	118477	505108	243097	521634	11566	168
5/2011	MI 7	MI 7	TR	118481	505108	243097	521634	11566	864
5/2011	MI 7	MI 7	TR	118481	511154	48641	521634	11566	826
5/2011	MI 7	MI 7	TR	118481	521622	110850	521116	42078	216
5/2011	MI 7	MI 7	TR	118481	521622	110850	521634	11566	41
5/2011	MI 7	MI 7	TR	118488	505108	243097	521116	42078	83
5/2011	MI 7	MI 7	TR	118488	505108	243097	521634	11566	528
5/2011	MI 7	MI 7	TR	118488	505108	243097	521690	40892	83
5/2011	MI 7	MI 7	TR	118507	505108	243097	505038	153808	16
5/2011	MI 7	MI 7	TR	118507	511136	277072	505038	153808	7
5/2011	MI 7	MI 7	TR	118520	505038	153808	521690	40892	27
5/2011	MI 7	MI 7	TR	118520	505108	243097	521116	42078	128
5/2011	MI 7	MI 7	TR	118520	511136	277072	521116	42078	58
5/2011	MI 7	MI 7	TR	118520	511158	48644	505108	243097	108
5/2011	MI 7	MI 7	TR	118520	511158	48644	510005	246067	22
5/2011	MI 7	MI 7	TR	118520	511158	48644	521014	153852	1,184
5/2011	MI 7	MI 7	TR	118520	511158	48644	521016	4196	27
5/2011	MI 7	MI 7	TR	118520	511158	48644	521622	110850	324
5/2011	MI 7	MI 7	TR	118520	511158	48644	521634	11566	1,109
5/2011	MI 7	MI 7	TR	118520	511158	48644	521690	40892	1,430
5/2011	MI 7	MI 7	TR	118520	511158	48644	521985	278172	38
5/2011	MI 7	MI 7	TR	118521	505108	243097	521116	42078	24
5/2011	MI 7	MI 7	TR	118521	511158	48644	510005	246067	1
5/2011	MI 7	MI 7	TR	118521	511158	48644	521014	153852	51
5/2011	MI 7	MI 7	TR	118521	511158	48644	521016	4196	16
5/2011	MI 7	MI 7	TR	118521	511158	48644	521098	108641	38
5/2011	MI 7	MI 7	TR	118521	511158	48644	521622	110850	40

**ANR Pipeline Company  
Transportation Services  
Fuel By Route Analysis**

Reporting Year: January - December 2011  
Production Period: 05/2011

<u>Production Period</u>	<u>Receipt Segment</u>	<u>Delivery Segment</u>	<u>Service Class</u>	<u>Svc Req Contract</u>	<u>Receipt Location</u>	<u>Receipt Loc Prop</u>	<u>Delivery Location</u>	<u>Delivery Loc Prop</u>	<u>Fuel Quantity</u>
5/2011	MI 7	MI 7	TR	118521	511158	48644	521634	11566	111
5/2011	MI 7	MI 7	TR	118521	511158	48644	521690	40892	306
5/2011	MI 7	MI 7	TR	118521	511158	48644	521985	278172	25
5/2011	MI 7	MI 7	TR	118522	505108	243097	521622	110850	17
5/2011	MI 7	MI 7	TR	118522	511158	48644	505108	243097	39
5/2011	MI 7	MI 7	TR	118522	511158	48644	510005	246067	4
5/2011	MI 7	MI 7	TR	118522	511158	48644	521014	153852	38
5/2011	MI 7	MI 7	TR	118522	511158	48644	521622	110850	23
5/2011	MI 7	MI 7	TR	118522	511158	48644	521634	11566	194
5/2011	MI 7	MI 7	TR	118522	511158	48644	521690	40892	622
5/2011	MI 7	MI 7	TR	118522	511158	48644	521985	278172	30
5/2011	MI 7	MI 7	TR	118526	505108	243097	505017	139249	3,019
5/2011	MI 7	MI 7	TR	118526	505108	243097	505038	153808	648
5/2011	MI 7	MI 7	TR	118526	505108	243097	521014	153852	539
5/2011	MI 7	MI 7	TR	118526	505108	243097	521116	42078	27
5/2011	MI 7	MI 7	TR	118526	505108	243097	521634	11566	369
5/2011	MI 7	MI 7	TR	118527	505038	153808	505017	139249	12
5/2011	MI 7	MI 7	TR	118528	510005	246067	521014	153852	29
5/2011	MI 7	MI 7	TR	118532	505108	243097	505038	153808	83
5/2011	MI 7	MI 7	TR	118533	505108	243097	505038	153808	34
5/2011	MI 7	MI 7	TR	118533	505108	243097	521948	4492	18
5/2011	MI 7	MI 7	TR	118533	511136	277072	505038	153808	125
5/2011	MI 7	MI 7	TR	118533	511136	277072	521074	40470	150
5/2011	MI 7	MI 7	TR	118533	511136	277072	521118	11578	40
5/2011	MI 7	MI 7	TR	118533	511136	277072	521138	11680	305
5/2011	MI 7	MI 7	TR	118533	511136	277072	521160	11590	131
5/2011	MI 7	MI 7	TR	118533	511136	277072	521634	11566	16
5/2011	MI 7	MI 7	TR	118533	511136	277072	521670	40468	90
5/2011	MI 7	MI 7	TR	118533	511136	277072	521948	4492	193
5/2011	MI 7	MI 7	TR	118533	511136	277072	521962	139401	10
5/2011	MI 7	MI 7	TR	118535	505038	153808	521156	11572	3
5/2011	MI 7	MI 7	TR	118535	505108	243097	505038	153808	46
5/2011	MI 7	MI 7	TR	118535	505108	243097	521116	42078	446

## ANR Pipeline Company Transportation Services Fuel By Route Analysis

**Reporting Year: January - December 2011**  
**Production Period: 05/2011**

<u>Production Period</u>	<u>Receipt Segment</u>	<u>Delivery Segment</u>	<u>Service Class</u>	<u>Svc Req Contract</u>	<u>Receipt Location</u>	<u>Receipt Loc Prop</u>	<u>Delivery Location</u>	<u>Delivery Loc Prop</u>	<u>Fuel Quantity</u>
5/2011	MI 7	MI 7	TR	118535	505108	243097	521156	11572	28
5/2011	MI 7	MI 7	TR	118535	510005	246067	521116	42078	60
5/2011	MI 7	MI 7	TR	118535	510005	246067	521156	11572	4
5/2011	MI 7	MI 7	TR	118535	511136	277072	505038	153808	2
5/2011	MI 7	MI 7	TR	118535	511136	277072	521116	42078	39
5/2011	MI 7	MI 7	TR	118546	505038	153808	505137	320550	54
5/2011	MI 7	MI 7	TR	118546	505038	153808	521690	40892	86
5/2011	MI 7	MI 7	TR	118546	505038	153808	523008	312117	129
5/2011	MI 7	MI 7	TR	118546	505108	243097	521690	40892	467
5/2011	MI 7	MI 7	TR	118546	505108	243097	523008	312117	201
5/2011	MI 7	MI 7	TR	118546	505222	140358	505137	320550	311
5/2011	MI 7	MI 7	TR	118546	505415	384818	505137	320550	57
5/2011	MI 7	MI 7	TS	109138	505038	153808	505038	153808	26
5/2011	MI 7	MI 7	TS	109155	505038	153808	505038	153808	27
5/2011	MI 7	MI 7	TS	109171	505038	153808	505038	153808	38
5/2011	MI 7	MI 7	TS	109197	505038	153808	505038	153808	106
5/2011	MI 7	MI 7	TS	110863	505038	153808	505038	153808	1
<b>Segment</b>									
5/2011	MI 7	MW 6	TR	50	505038	153808	521420	4602	46
5/2011	MI 7	MW 6	TR	750	505038	153808	505014	139246	3
5/2011	MI 7	MW 6	TR	1800	505038	153808	505013	139241	203
5/2011	MI 7	MW 6	TR	101576	505108	243097	521432	4691	2
5/2011	MI 7	MW 6	TR	101576	505108	243097	521434	4619	10
5/2011	MI 7	MW 6	TR	101576	505108	243097	521470	4738	6
5/2011	MI 7	MW 6	TR	101576	505108	243097	521484	4706	1
5/2011	MI 7	MW 6	TR	108985	505038	153808	505005	139233	9
5/2011	MI 7	MW 6	TR	109314	505038	153808	521482	4741	90
5/2011	MI 7	MW 6	TR	114759	505108	243097	521428	40193	237
5/2011	MI 7	MW 6	TR	114810	505038	153808	505013	139241	17
5/2011	MI 7	MW 6	TS	109137	505038	153808	521492	4604	9
5/2011	MI 7	MW 6	TS	109146	505038	153808	521496	4689	5
5/2011	MI 7	MW 6	TS	109148	505038	153808	521566	12977	16
5/2011	MI 7	MW 6	TS	109152	505038	153808	521524	1973	62

**115,851**

**ANR Pipeline Company  
Transportation Services  
Fuel By Route Analysis**

Reporting Year: January - December 2011  
Production Period: 05/2011

<u>Production Period</u>	<u>Receipt Segment</u>	<u>Delivery Segment</u>	<u>Service Class</u>	<u>Svc Req Contract</u>	<u>Receipt Location</u>	<u>Receipt Loc Prop</u>	<u>Delivery Location</u>	<u>Delivery Loc Prop</u>	<u>Fuel Quantity</u>
5/2011	MI 7	MW 6	TS	109153	505038	153808	521422	12976	5
5/2011	MI 7	MW 6	TS	109155	505038	153808	521498	4857	6
5/2011	MI 7	MW 6	TS	109163	505038	153808	521502	4747	1
5/2011	MI 7	MW 6	TS	109169	505038	153808	521418	12991	38
5/2011	MI 7	MW 6	TS	109170	505038	153808	521494	4605	7
5/2011	MI 7	MW 6	TS	109171	505038	153808	521428	40193	29
5/2011	MI 7	MW 6	TS	109198	505038	153808	521426	40183	4
5/2011	MI 7	MW 6	TS	109199	505038	153808	521500	4693	2
<b>Segment</b>									
5/2011	MI 7	WI 7	TR	850	505038	153808	505025	139257	808
5/2011	MI 7	WI 7	TR	1600	505038	153808	505026	139258	319
5/2011	MI 7	WI 7	TR	80401	505038	153808	521314	28661	937
5/2011	MI 7	WI 7	TR	105424	505038	153808	521250	28841	41
5/2011	MI 7	WI 7	TR	105424	511136	277072	521172	28846	27
5/2011	MI 7	WI 7	TR	105424	511136	277072	521250	28841	14
5/2011	MI 7	WI 7	TR	105428	505038	153808	521250	28841	3
5/2011	MI 7	WI 7	TR	105428	511136	277072	521172	28846	26
5/2011	MI 7	WI 7	TR	105428	511136	277072	521250	28841	6
5/2011	MI 7	WI 7	TR	105428	511136	277072	521250	28841	71
5/2011	MI 7	WI 7	TR	105429	505038	153808	523047	444972	547
5/2011	MI 7	WI 7	TR	105429	511136	277072	521250	28841	11
5/2011	MI 7	WI 7	TR	105429	511136	277072	521172	28846	19
5/2011	MI 7	WI 7	TR	105430	505038	153808	521250	28841	3
5/2011	MI 7	WI 7	TR	105430	511136	277072	521250	28841	3
5/2011	MI 7	WI 7	TR	105430	511136	277072	521172	28846	1
5/2011	MI 7	WI 7	TR	105508	511136	277072	521676	100052	24
5/2011	MI 7	WI 7	TR	106054	505038	153808	521250	28841	97
5/2011	MI 7	WI 7	TR	106322	511136	277072	521178	28883	967
5/2011	MI 7	WI 7	TR	106322	505038	153808	505026	139258	149
5/2011	MI 7	WI 7	TR	106450	513022	338686	505026	139258	169
5/2011	MI 7	WI 7	TR	106470	505038	153808	505021	139253	294
5/2011	MI 7	WI 7	TR	106686	505108	243097	505021	139253	472
5/2011	MI 7	WI 7	TR	106686	505038	153808	521250	28841	14
5/2011	MI 7	WI 7	TR	106686	511136	277072	521172	28846	25



**ANR Pipeline Company  
Transportation Services  
Fuel By Route Analysis**

Reporting Year: January - December 2011  
Production Period: 05/2011

<u>Production Period</u>	<u>Receipt Segment</u>	<u>Delivery Segment</u>	<u>Service Class</u>	<u>Svc Req Contract</u>	<u>Receipt Location</u>	<u>Receipt Loc Prop</u>	<u>Delivery Location</u>	<u>Delivery Loc Prop</u>	<u>Fuel Quantity</u>
5/2011	MI 7	WI 7	TR	106686	511136	277072	521250	28841	20
5/2011	MI 7	WI 7	TR	106938	511136	277072	521316	28831	124
5/2011	MI 7	WI 7	TR	106955	511136	277072	521250	28841	347
5/2011	MI 7	WI 7	TR	107161	511136	277072	521266	28702	195
5/2011	MI 7	WI 7	TR	107306	511136	277072	521298	28736	124
5/2011	MI 7	WI 7	TR	107478	511136	277072	521324	28794	898
5/2011	MI 7	WI 7	TR	107879	505038	153808	505023	139255	1,168
5/2011	MI 7	WI 7	TR	107879	505038	153808	521172	28846	19
5/2011	MI 7	WI 7	TR	107879	513022	338686	505023	139255	452
5/2011	MI 7	WI 7	TR	107899	505038	153808	505024	139256	1,007
5/2011	MI 7	WI 7	TR	108179	505108	243097	523032	384134	368
5/2011	MI 7	WI 7	TR	108246	505108	243097	523034	384136	32
5/2011	MI 7	WI 7	TR	108281	505108	243097	521314	28661	30
5/2011	MI 7	WI 7	TR	108281	511136	277072	521172	28846	1
5/2011	MI 7	WI 7	TR	108281	511136	277072	521180	28875	97
5/2011	MI 7	WI 7	TR	108281	511136	277072	521188	28862	148
5/2011	MI 7	WI 7	TR	108281	511136	277072	521198	28782	93
5/2011	MI 7	WI 7	TR	108281	511136	277072	521202	28682	2
5/2011	MI 7	WI 7	TR	108281	511136	277072	521210	28828	2
5/2011	MI 7	WI 7	TR	108281	511136	277072	521240	28759	174
5/2011	MI 7	WI 7	TR	108281	511136	277072	521250	28841	142
5/2011	MI 7	WI 7	TR	108281	511136	277072	521314	28661	1,277
5/2011	MI 7	WI 7	TR	108281	511136	277072	521322	28868	7
5/2011	MI 7	WI 7	TR	108281	511136	277072	521324	28794	59
5/2011	MI 7	WI 7	TR	108281	511136	277072	521394	36936	1
5/2011	MI 7	WI 7	TR	108281	511136	277072	521676	100052	324
5/2011	MI 7	WI 7	TR	108282	511136	277072	521172	28846	180
5/2011	MI 7	WI 7	TR	108282	511136	277072	521176	28859	251
5/2011	MI 7	WI 7	TR	108283	511136	277072	521188	28862	32
5/2011	MI 7	WI 7	TR	108283	511136	277072	521210	28828	22
5/2011	MI 7	WI 7	TR	108283	511136	277072	521250	28841	181
5/2011	MI 7	WI 7	TR	108283	511136	277072	521310	28743	696
5/2011	MI 7	WI 7	TR	108283	511136	277072	521322	28868	37

**ANR Pipeline Company  
Transportation Services  
Fuel By Route Analysis**

Reporting Year: January - December 2011  
Production Period: 05/2011

Production Period	Receipt Segment	Delivery Segment	Service Class	Svc Req Contract	Receipt Location	Receipt Loc Prop	Delivery Location	Delivery Loc Prop	Fuel Quantity
5/2011	M17	W17	TR	108283	511136	277072	521324	28794	6
5/2011	M17	W17	TR	108283	511136	277072	521786	28798	19
5/2011	M17	W17	TR	108284	511136	277072	521266	28702	140
5/2011	M17	W17	TR	108284	511136	277072	521324	28794	194
5/2011	M17	W17	TR	108288	511136	277072	521314	28661	231
5/2011	M17	W17	TR	108288	511136	277072	521810	36869	104
5/2011	M17	W17	TR	108434	511136	277072	521172	28846	347
5/2011	M17	W17	TR	108434	511136	277072	521210	28828	131
5/2011	M17	W17	TR	108434	511136	277072	521310	28743	11
5/2011	M17	W17	TR	108434	511136	277072	521676	100052	268
5/2011	M17	W17	TR	108434	511136	277072	521786	28798	7
5/2011	M17	W17	TR	108997	511136	277072	521252	28779	124
5/2011	M17	W17	TR	109022	505038	153808	521610	261574	406
5/2011	M17	W17	TR	109025	510005	246067	521610	261574	4,303
5/2011	M17	W17	TR	109178	511136	277072	521794	28870	651
5/2011	M17	W17	TR	109179	511136	277072	521248	28811	1
5/2011	M17	W17	TR	109179	511136	277072	521250	28841	59
5/2011	M17	W17	TR	109181	511136	277072	521012	40226	44
5/2011	M17	W17	TR	109181	511136	277072	521676	100052	33
5/2011	M17	W17	TR	109182	511136	277072	521250	28841	155
5/2011	M17	W17	TR	109183	511136	277072	521356	28774	505
5/2011	M17	W17	TR	109184	511136	277072	521172	28846	312
5/2011	M17	W17	TR	109184	511136	277072	521310	28743	2
5/2011	M17	W17	TR	109184	511136	277072	521316	28831	114
5/2011	M17	W17	TR	109184	511136	277072	521324	28794	54
5/2011	M17	W17	TR	109184	511136	277072	521676	100052	8
5/2011	M17	W17	TR	109185	511136	277072	521246	28844	4
5/2011	M17	W17	TR	109185	511136	277072	521310	28743	211
5/2011	M17	W17	TR	109185	511136	277072	521324	28794	29
5/2011	M17	W17	TR	109186	511136	277072	521676	100052	372
5/2011	M17	W17	TR	109212	511136	277072	521172	28846	169
5/2011	M17	W17	TR	109223	511136	277072	521250	28841	169
5/2011	M17	W17	TR	109415	511136	277072	521310	28743	14

**ANR Pipeline Company  
Transportation Services  
Fuel By Route Analysis**

Reporting Year: *January - December 2011*  
Production Period: **05/2011**

<u>Production Period</u>	<u>Receipt Segment</u>	<u>Delivery Segment</u>	<u>Service Class</u>	<u>Svc Req Contract</u>	<u>Receipt Location</u>	<u>Receipt Loc Prop</u>	<u>Delivery Location</u>	<u>Delivery Loc Prop</u>	<u>Fuel Quantity</u>
5/2011	MI 7	W17	TR	109415	511136	277072	521314	28661	19
5/2011	MI 7	W17	TR	109415	511136	277072	521316	28831	678
5/2011	MI 7	W17	TR	109950	511136	277072	521676	100052	217
5/2011	MI 7	W17	TR	109952	511136	277072	521324	28794	310
5/2011	MI 7	W17	TR	109974	505038	153808	521250	28841	28
5/2011	MI 7	W17	TR	109974	505038	153808	521256	174788	181
5/2011	MI 7	W17	TR	109974	505038	153808	521258	265372	48
5/2011	MI 7	W17	TR	109974	505038	153808	521784	28720	191
5/2011	MI 7	W17	TR	109974	505038	153808	521786	28798	151
5/2011	MI 7	W17	TR	109974	505038	153808	523034	384136	1,188
5/2011	MI 7	W17	TR	109974	505108	243097	521172	28846	41
5/2011	MI 7	W17	TR	109974	505108	243097	521250	28841	39
5/2011	MI 7	W17	TR	109974	505108	243097	521256	174788	8
5/2011	MI 7	W17	TR	109974	505108	243097	521784	28720	135
5/2011	MI 7	W17	TR	109974	505108	243097	523034	384136	1,265
5/2011	MI 7	W17	TR	109974	505230	153728	521256	174788	5
5/2011	MI 7	W17	TR	109974	505230	153728	523034	384136	6
5/2011	MI 7	W17	TR	109974	510005	246067	523034	384136	558
5/2011	MI 7	W17	TR	109974	511136	277072	523034	384136	369
5/2011	MI 7	W17	TR	109976	505038	153808	523034	384136	545
5/2011	MI 7	W17	TR	110016	505038	153808	523035	387791	793
5/2011	MI 7	W17	TR	110016	505108	243097	523035	387791	758
5/2011	MI 7	W17	TR	110016	505230	153728	523035	387791	272
5/2011	MI 7	W17	TR	110016	511136	277072	523035	387791	239
5/2011	MI 7	W17	TR	110161	511136	277072	521394	36936	80
5/2011	MI 7	W17	TR	110208	511136	277072	521374	28662	186
5/2011	MI 7	W17	TR	110407	511136	277072	521810	36869	211
5/2011	MI 7	W17	TR	110490	511136	277072	521304	28750	745
5/2011	MI 7	W17	TR	110490	511136	277072	521314	28661	107
5/2011	MI 7	W17	TR	110491	511136	277072	521304	28750	92
5/2011	MI 7	W17	TR	110492	511136	277072	521356	28774	31
5/2011	MI 7	W17	TR	110903	505038	153808	505025	139257	71
5/2011	MI 7	W17	TR	110997	511136	277072	521786	28798	62

**ANR Pipeline Company  
Transportation Services  
Fuel By Route Analysis**

Reporting Year: January - December 2011  
Production Period: 05/2011

<u>Production Period</u>	<u>Receipt Segment</u>	<u>Delivery Segment</u>	<u>Service Class</u>	<u>Svc Req Contract</u>	<u>Receipt Location</u>	<u>Receipt Loc Prop</u>	<u>Delivery Location</u>	<u>Delivery Loc Prop</u>	<u>Fuel Quantity</u>
5/2011	MI 7	WI 7	TR	110998	511136	277072	521394	36936	152
5/2011	MI 7	WI 7	TR	110999	511136	277072	521172	28846	62
5/2011	MI 7	WI 7	TR	111200	511136	277072	505025	139257	128
5/2011	MI 7	WI 7	TR	111201	505038	153808	521250	28841	27
5/2011	MI 7	WI 7	TR	111201	511136	277072	521172	28846	41
5/2011	MI 7	WI 7	TR	111201	511136	277072	521250	28841	24
5/2011	MI 7	WI 7	TR	111202	505038	153808	521250	28841	30
5/2011	MI 7	WI 7	TR	111202	511136	277072	521172	28846	91
5/2011	MI 7	WI 7	TR	111202	511136	277072	521250	28841	21
5/2011	MI 7	WI 7	TR	111203	511136	277072	521298	28736	126
5/2011	MI 7	WI 7	TR	111284	511136	277072	505024	139256	1,116
5/2011	MI 7	WI 7	TR	111284	513022	338686	505024	139256	26
5/2011	MI 7	WI 7	TR	111296	510005	246067	505026	139258	315
5/2011	MI 7	WI 7	TR	111316	510005	246067	521370	28788	155
5/2011	MI 7	WI 7	TR	111403	511136	277072	505025	139257	4
5/2011	MI 7	WI 7	TR	111405	511136	277072	521288	28670	1,023
5/2011	MI 7	WI 7	TR	111481	505108	243097	521256	174788	18
5/2011	MI 7	WI 7	TR	111481	505108	243097	521654	284917	58
5/2011	MI 7	WI 7	TR	111494	505038	153808	521250	28841	4
5/2011	MI 7	WI 7	TR	111494	505038	153808	521256	174788	21
5/2011	MI 7	WI 7	TR	111494	505038	153808	521784	28720	8
5/2011	MI 7	WI 7	TR	111494	510005	246067	523034	384136	16
5/2011	MI 7	WI 7	TR	111730	505038	153808	521256	174788	17
5/2011	MI 7	WI 7	TR	111730	505038	153808	523034	384136	502
5/2011	MI 7	WI 7	TR	111730	505108	243097	523034	384136	524
5/2011	MI 7	WI 7	TR	111730	510005	246067	521250	28841	14
5/2011	MI 7	WI 7	TR	111730	510005	246067	521784	28720	6
5/2011	MI 7	WI 7	TR	111730	510005	246067	521786	28798	25
5/2011	MI 7	WI 7	TR	111730	510005	246067	523034	384136	292
5/2011	MI 7	WI 7	TR	111730	511136	277072	523034	384136	41
5/2011	MI 7	WI 7	TR	111776	505038	153808	523035	387791	168
5/2011	MI 7	WI 7	TR	111864	511136	277072	505026	139258	1,798
5/2011	MI 7	WI 7	TR	112067	511136	277072	523041	395460	289

**ANR Pipeline Company  
Transportation Services  
Fuel By Route Analysis**

Reporting Year: January - December 2011  
Production Period: 05/2011

<u>Production Period</u>	<u>Receipt Segment</u>	<u>Delivery Segment</u>	<u>Service Class</u>	<u>Svc Req Contract</u>	<u>Receipt Location</u>	<u>Receipt Loc Prop</u>	<u>Delivery Location</u>	<u>Delivery Loc Prop</u>	<u>Fuel Quantity</u>
5/2011	M17	W17	TR	112545	511136	277072	521266	28702	227
5/2011	M17	W17	TR	112545	511136	277072	521314	28661	23
5/2011	M17	W17	TR	112565	505038	153808	521296	139402	66
5/2011	M17	W17	TR	112565	505038	153808	523032	384134	1,223
5/2011	M17	W17	TR	112565	505108	243097	523032	384134	164
5/2011	M17	W17	TR	112612	511136	277072	505025	139257	155
5/2011	M17	W17	TR	112901	511136	277072	521292	28806	31
5/2011	M17	W17	TR	112903	511136	277072	521830	28814	62
5/2011	M17	W17	TR	112905	511136	277072	521812	40304	93
5/2011	M17	W17	TR	112906	511136	277072	521172	28846	11
5/2011	M17	W17	TR	112906	511136	277072	521204	28672	25
5/2011	M17	W17	TR	113025	505108	243097	510041	11661	59
5/2011	M17	W17	TR	113025	505108	243097	521314	28661	18
5/2011	M17	W17	TR	113026	510005	246067	521012	40226	8
5/2011	M17	W17	TR	113026	510005	246067	521172	28846	68
5/2011	M17	W17	TR	113026	510005	246067	521174	28778	21
5/2011	M17	W17	TR	113026	510005	246067	521188	28862	2
5/2011	M17	W17	TR	113026	510005	246067	521196	28771	17
5/2011	M17	W17	TR	113026	510005	246067	521204	28672	3
5/2011	M17	W17	TR	113026	510005	246067	521210	28828	4
5/2011	M17	W17	TR	113026	510005	246067	521246	28844	18
5/2011	M17	W17	TR	113026	510005	246067	521262	36868	3
5/2011	M17	W17	TR	113026	510005	246067	521266	28702	6
5/2011	M17	W17	TR	113026	510005	246067	521298	28736	11
5/2011	M17	W17	TR	113026	510005	246067	521314	28661	66
5/2011	M17	W17	TR	113026	510005	246067	521320	28740	3
5/2011	M17	W17	TR	113026	510005	246067	521322	28868	4
5/2011	M17	W17	TR	113026	510005	246067	521374	28662	3
5/2011	M17	W17	TR	113026	510005	246067	521784	28720	19
5/2011	M17	W17	TR	113026	510005	246067	521814	36934	15
5/2011	M17	W17	TR	113120	505108	243097	521256	174788	49
5/2011	M17	W17	TR	113186	505038	153808	523032	384134	83
5/2011	M17	W17	TR	113186	511136	277072	523032	384134	820

**ANR Pipeline Company  
Transportation Services  
Fuel By Route Analysis**

Reporting Year: January - December 2011  
Production Period: 05/2011

<u>Production Period</u>	<u>Receipt Segment</u>	<u>Delivery Segment</u>	<u>Service Class</u>	<u>Svc Req Contract</u>	<u>Receipt Location</u>	<u>Receipt Loc Prop</u>	<u>Delivery Location</u>	<u>Delivery Loc Prop</u>	<u>Fuel Quantity</u>
5/2011	M17	W17	TR	113240	511136	277072	521814	36934	79
5/2011	M17	W17	TR	113406	511136	277072	505025	139257	29
5/2011	M17	W17	TR	113479	505038	153808	523034	384136	17
5/2011	M17	W17	TR	113877	511136	277072	510041	11661	4
5/2011	M17	W17	TR	113877	511136	277072	521172	28846	12
5/2011	M17	W17	TR	113877	511136	277072	521178	28883	24
5/2011	M17	W17	TR	113877	511136	277072	521188	28862	85
5/2011	M17	W17	TR	113877	511136	277072	521196	28771	14
5/2011	M17	W17	TR	113878	511136	277072	521172	28846	65
5/2011	M17	W17	TR	113878	511136	277072	521196	28771	39
5/2011	M17	W17	TR	113878	511136	277072	521266	28702	299
5/2011	M17	W17	TR	113879	511136	277072	521350	28660	91
5/2011	M17	W17	TR	113880	511136	277072	521174	28778	10
5/2011	M17	W17	TR	113880	511136	277072	521242	139405	6
5/2011	M17	W17	TR	113880	511136	277072	521374	28662	5
5/2011	M17	W17	TR	113880	511136	277072	521786	28798	98
5/2011	M17	W17	TR	113881	511136	277072	521198	28782	29
5/2011	M17	W17	TR	113882	511136	277072	521174	28778	9
5/2011	M17	W17	TR	113882	511136	277072	521374	28662	84
5/2011	M17	W17	TR	113884	511136	277072	521178	28883	9
5/2011	M17	W17	TR	113884	511136	277072	521246	28844	298
5/2011	M17	W17	TR	113885	511136	277072	521300	28739	26
5/2011	M17	W17	TR	113886	511136	277072	521166	40496	124
5/2011	M17	W17	TR	113887	511136	277072	521186	42139	31
5/2011	M17	W17	TR	113888	511136	277072	521676	100052	90
5/2011	M17	W17	TR	113889	511136	277072	521178	28883	62
5/2011	M17	W17	TR	113890	511136	277072	521214	40197	28
5/2011	M17	W17	TR	113891	511136	277072	521262	36868	60
5/2011	M17	W17	TR	113894	511136	277072	521172	28846	19
5/2011	M17	W17	TR	113894	511136	277072	523047	444972	69
5/2011	M17	W17	TR	113895	511136	277072	521172	28846	14
5/2011	M17	W17	TR	113895	511136	277072	521320	28740	78
5/2011	M17	W17	TR	113895	511136	277072	521374	28662	6

**ANR Pipeline Company  
Transportation Services  
Fuel By Route Analysis**

Reporting Year: January - December 2011  
 Production Period: 05/2011

<u>Production Period</u>	<u>Receipt Segment</u>	<u>Delivery Segment</u>	<u>Service Class</u>	<u>Svc Req Contract</u>	<u>Receipt Location</u>	<u>Receipt Loc Prop</u>	<u>Delivery Location</u>	<u>Delivery Loc Prop</u>	<u>Fuel Quantity</u>
5/2011	M17	W17	TR	113900	511136	277072	521310	28743	6
5/2011	M17	W17	TR	113904	511136	277072	521210	28828	128
5/2011	M17	W17	TR	113906	511136	277072	521344	28734	62
5/2011	M17	W17	TR	113910	511136	277072	521310	28743	31
5/2011	M17	W17	TR	113915	511136	277072	521196	28771	43
5/2011	M17	W17	TR	113915	511136	277072	521246	28844	128
5/2011	M17	W17	TR	113915	511136	277072	521322	28868	33
5/2011	M17	W17	TR	113916	511136	277072	521316	28831	31
5/2011	M17	W17	TR	113917	511136	277072	521194	40223	26
5/2011	M17	W17	TR	113919	511136	277072	510041	11661	8
5/2011	M17	W17	TR	113919	511136	277072	521168	28834	406
5/2011	M17	W17	TR	113919	511136	277072	521178	28883	5
5/2011	M17	W17	TR	113919	511136	277072	521186	42139	5
5/2011	M17	W17	TR	113919	511136	277072	521196	28771	2
5/2011	M17	W17	TR	113919	511136	277072	521246	28844	4
5/2011	M17	W17	TR	113919	511136	277072	521350	28660	22
5/2011	M17	W17	TR	113921	511136	277072	521260	36867	31
5/2011	M17	W17	TR	113922	511136	277072	521174	28778	13
5/2011	M17	W17	TR	113922	511136	277072	521196	28771	60
5/2011	M17	W17	TR	113922	511136	277072	521370	28788	12
5/2011	M17	W17	TR	113922	511136	277072	521784	28720	468
5/2011	M17	W17	TR	113924	511136	277072	521814	36934	31
5/2011	M17	W17	TR	113925	511136	277072	521248	28811	32
5/2011	M17	W17	TR	113926	511136	277072	521270	28676	31
5/2011	M17	W17	TR	113928	511136	277072	521240	28759	62
5/2011	M17	W17	TR	113930	511136	277072	521298	28736	158
5/2011	M17	W17	TR	113931	511136	277072	521192	28823	27
5/2011	M17	W17	TR	113932	511136	277072	510041	11661	20
5/2011	M17	W17	TR	113932	511136	277072	521172	28846	355
5/2011	M17	W17	TR	113933	511136	277072	521204	28672	93
5/2011	M17	W17	TR	113936	511136	277072	510041	11661	3
5/2011	M17	W17	TR	113936	511136	277072	521266	28702	5
5/2011	M17	W17	TR	113937	511136	277072	521186	42139	12

**ANR Pipeline Company  
Transportation Services  
Fuel By Route Analysis**

Reporting Year: *January - December 2011*  
Production Period: *05/2011*

<u>Production Period</u>	<u>Receipt Segment</u>	<u>Delivery Segment</u>	<u>Service Class</u>	<u>Svc Req Contract</u>	<u>Receipt Location</u>	<u>Receipt Loc Prop</u>	<u>Delivery Location</u>	<u>Delivery Loc Prop</u>	<u>Fuel Quantity</u>
5/2011	MI 7	WI 7	TR	113937	511136	277072	521350	28660	12
5/2011	MI 7	WI 7	TR	113937	511136	277072	523034	384136	184
5/2011	MI 7	WI 7	TR	113940	511136	277072	521174	28778	217
5/2011	MI 7	WI 7	TR	113944	511136	277072	521186	42139	12
5/2011	MI 7	WI 7	TR	113944	511136	277072	521314	28661	188
5/2011	MI 7	WI 7	TR	113945	511136	277072	521814	36934	244
5/2011	MI 7	WI 7	TR	113950	511136	277072	521260	36867	31
5/2011	MI 7	WI 7	TR	113953	511136	277072	521202	28682	31
5/2011	MI 7	WI 7	TR	113954	511136	277072	521172	28846	10
5/2011	MI 7	WI 7	TR	113954	511136	277072	521324	28794	13
5/2011	MI 7	WI 7	TR	113956	511136	277072	521324	28794	10
5/2011	MI 7	WI 7	TR	113960	511136	277072	521174	28778	15
5/2011	MI 7	WI 7	TR	113960	511136	277072	521370	28788	140
5/2011	MI 7	WI 7	TR	113961	511136	277072	521286	28853	31
5/2011	MI 7	WI 7	TR	113966	511136	277072	510041	11661	4
5/2011	MI 7	WI 7	TR	113966	511136	277072	521172	28846	64
5/2011	MI 7	WI 7	TR	113966	511136	277072	521812	40304	20
5/2011	MI 7	WI 7	TR	113974	511136	277072	521370	28788	28
5/2011	MI 7	WI 7	TR	113976	511136	277072	521012	40226	147
5/2011	MI 7	WI 7	TR	113981	511136	277072	521374	28662	59
5/2011	MI 7	WI 7	TR	113987	511136	277072	521784	28720	753
5/2011	MI 7	WI 7	TR	114000	511136	277072	521012	40226	3
5/2011	MI 7	WI 7	TR	114000	511136	277072	521172	28846	24
5/2011	MI 7	WI 7	TR	114000	511136	277072	521174	28778	50
5/2011	MI 7	WI 7	TR	114000	511136	277072	521186	42139	8
5/2011	MI 7	WI 7	TR	114004	511136	277072	510041	11661	4
5/2011	MI 7	WI 7	TR	114005	511136	277072	521196	28771	39
5/2011	MI 7	WI 7	TR	114005	511136	277072	521262	36868	81
5/2011	MI 7	WI 7	TR	114007	511136	277072	521172	28846	103
5/2011	MI 7	WI 7	TR	114007	511136	277072	521174	28778	130
5/2011	MI 7	WI 7	TR	114007	511136	277072	521188	28862	5
5/2011	MI 7	WI 7	TR	114007	511136	277072	521200	28679	2
5/2011	MI 7	WI 7	TR	114007	511136	277072	521202	28682	12



**ANR Pipeline Company  
Transportation Services  
Fuel By Route Analysis**

Reporting Year: January - December 2011  
Production Period: 05/2011

<u>Production Period</u>	<u>Receipt Segment</u>	<u>Delivery Segment</u>	<u>Service Class</u>	<u>Svc Req Contract</u>	<u>Receipt Location</u>	<u>Receipt Loc Prop</u>	<u>Delivery Location</u>	<u>Delivery Loc Prop</u>	<u>Fuel Quantity</u>
5/2011	M17	W17	TR	114007	511136	277072	521204	28672	9
5/2011	M17	W17	TR	114007	511136	277072	521218	28865	69
5/2011	M17	W17	TR	114007	511136	277072	521246	28844	13
5/2011	M17	W17	TR	114007	511136	277072	521262	36868	51
5/2011	M17	W17	TR	114007	511136	277072	521266	28702	10
5/2011	M17	W17	TR	114007	511136	277072	521270	28676	19
5/2011	M17	W17	TR	114007	511136	277072	521298	28736	1
5/2011	M17	W17	TR	114007	511136	277072	521314	28661	12
5/2011	M17	W17	TR	114007	511136	277072	521374	28662	5
5/2011	M17	W17	TR	114007	511136	277072	521676	100052	4
5/2011	M17	W17	TR	114007	511136	277072	521814	36934	36
5/2011	M17	W17	TR	114013	511136	277072	521012	40226	6
5/2011	M17	W17	TR	114013	511136	277072	521172	28846	78
5/2011	M17	W17	TR	114013	511136	277072	521246	28844	15
5/2011	M17	W17	TR	114015	511136	277072	521172	28846	48
5/2011	M17	W17	TR	114015	511136	277072	521266	28702	153
5/2011	M17	W17	TR	114132	505108	243097	521654	284917	181
5/2011	M17	W17	TR	114132	510029	2610	521174	28778	13
5/2011	M17	W17	TR	114166	505230	153728	521174	28778	12
5/2011	M17	W17	TR	114489	511136	277072	521288	28670	31
5/2011	M17	W17	TR	114505	510005	246067	505026	139258	54
5/2011	M17	W17	TR	114507	511136	277072	521316	28831	21
5/2011	M17	W17	TR	114508	511136	277072	521324	28794	91
5/2011	M17	W17	TR	114509	511136	277072	521676	100052	31
5/2011	M17	W17	TR	114512	505108	243097	523034	384136	82
5/2011	M17	W17	TR	114525	511136	277072	521200	28679	62
5/2011	M17	W17	TR	114584	511136	277072	521324	28794	35
5/2011	M17	W17	TR	114584	511136	277072	521394	36936	157
5/2011	M17	W17	TR	114668	505038	153808	521256	174788	55
5/2011	M17	W17	TR	114668	505038	153808	521258	265372	1
5/2011	M17	W17	TR	114668	505038	153808	521786	28798	31
5/2011	M17	W17	TR	114677	505108	243097	521288	28670	841
5/2011	M17	W17	TR	114823	511136	277072	521266	28702	310

**ANR Pipeline Company  
Transportation Services  
Fuel By Route Analysis**

Reporting Year: January - December 2011  
 Production Period: 05/2011

<u>Production Period</u>	<u>Receipt Segment</u>	<u>Delivery Segment</u>	<u>Service Class</u>	<u>Svc Req Contract</u>	<u>Receipt Location</u>	<u>Receipt Loc Prop</u>	<u>Delivery Location</u>	<u>Delivery Loc Prop</u>	<u>Fuel Quantity</u>
5/2011	M17	W17	TR	115066	505108	243097	505024	139256	30
5/2011	M17	W17	TR	115070	513022	338686	505023	139255	70
5/2011	M17	W17	TR	115138	511136	277072	521336	28738	28
5/2011	M17	W17	TR	115224	511136	277072	521012	40226	31
5/2011	M17	W17	TR	115225	511136	277072	521172	28846	116
5/2011	M17	W17	TR	115930	511136	277072	521266	28702	62
5/2011	M17	W17	TR	115931	511136	277072	521172	28846	30
5/2011	M17	W17	TR	115931	511136	277072	521298	28736	24
5/2011	M17	W17	TR	115931	511136	277072	521350	28660	40
5/2011	M17	W17	TR	115957	505038	153808	505504	854822	184
5/2011	M17	W17	TR	116029	511136	277072	521188	28862	48
5/2011	M17	W17	TR	116029	511136	277072	521246	28844	234
5/2011	M17	W17	TR	116064	505038	153808	505025	139257	149
5/2011	M17	W17	TR	116064	505108	243097	521654	284917	61
5/2011	M17	W17	TR	116064	511136	277072	505025	139257	1,914
5/2011	M17	W17	TR	116106	510005	246067	521164	28842	329
5/2011	M17	W17	TR	116106	510005	246067	521250	28841	31
5/2011	M17	W17	TR	116107	510005	246067	521164	28842	2
5/2011	M17	W17	TR	116561	511136	277072	521280	28684	124
5/2011	M17	W17	TR	116565	511136	277072	521204	28672	26
5/2011	M17	W17	TR	116565	511136	277072	521280	28684	95
5/2011	M17	W17	TR	116565	511136	277072	521394	36936	1
5/2011	M17	W17	TR	116566	511136	277072	521210	28828	27
5/2011	M17	W17	TR	116566	511136	277072	521262	36868	10
5/2011	M17	W17	TR	116566	511136	277072	521318	28829	221
5/2011	M17	W17	TR	116567	511136	277072	521012	40226	218
5/2011	M17	W17	TR	116567	511136	277072	521336	28738	439
5/2011	M17	W17	TR	116568	511136	277072	521392	28730	62
5/2011	M17	W17	TR	116568	511136	277072	521676	100052	316
5/2011	M17	W17	TR	116569	511136	277072	521164	28842	10
5/2011	M17	W17	TR	116569	511136	277072	521230	28819	14
5/2011	M17	W17	TR	116569	511136	277072	521330	28761	613
5/2011	M17	W17	TR	116570	510005	246067	521250	28841	537

**ANR Pipeline Company  
Transportation Services  
Fuel By Route Analysis**

Reporting Year: January - December 2011  
Production Period: 05/2011

<u>Production Period</u>	<u>Receipt Segment</u>	<u>Delivery Segment</u>	<u>Service Class</u>	<u>Svc Req Contract</u>	<u>Receipt Location</u>	<u>Receipt Loc Prop</u>	<u>Delivery Location</u>	<u>Delivery Loc Prop</u>	<u>Fuel Quantity</u>
5/2011	M17	W17	TR	116570	510005	246067	521298	28736	20
5/2011	M17	W17	TR	116573	505038	153808	521676	100052	50
5/2011	M17	W17	TR	116573	510005	246067	521676	100052	27
5/2011	M17	W17	TR	116573	511136	277072	521676	100052	65
5/2011	M17	W17	TR	116574	511136	277072	521176	28859	43
5/2011	M17	W17	TR	116574	511136	277072	521250	28841	85
5/2011	M17	W17	TR	116575	511136	277072	523034	384136	124
5/2011	M17	W17	TR	116576	505038	153808	521164	28842	24
5/2011	M17	W17	TR	116576	505038	153808	521246	28844	13
5/2011	M17	W17	TR	116576	510005	246067	521322	28868	93
5/2011	M17	W17	TR	116576	511136	277072	510041	11661	11
5/2011	M17	W17	TR	116576	511136	277072	521246	28844	292
5/2011	M17	W17	TR	116576	513022	338686	521246	28844	65
5/2011	M17	W17	TR	116577	511136	277072	521314	28661	190
5/2011	M17	W17	TR	116579	511136	277072	521188	28862	94
5/2011	M17	W17	TR	116579	511136	277072	521676	100052	48
5/2011	M17	W17	TR	116580	510005	246067	521164	28842	95
5/2011	M17	W17	TR	116580	510005	246067	521178	28883	12
5/2011	M17	W17	TR	116580	510005	246067	521316	28831	265
5/2011	M17	W17	TR	116580	511136	277072	521164	28842	330
5/2011	M17	W17	TR	116580	511136	277072	521316	28831	347
5/2011	M17	W17	TR	116581	511136	277072	521262	36868	31
5/2011	M17	W17	TR	116582	511136	277072	521262	36868	124
5/2011	M17	W17	TR	116583	511136	277072	521246	28844	10
5/2011	M17	W17	TR	116583	511136	277072	521786	28798	11
5/2011	M17	W17	TR	116585	511136	277072	521262	36868	9
5/2011	M17	W17	TR	116586	511136	277072	521676	100052	31
5/2011	M17	W17	TR	116587	511136	277072	521322	28868	93
5/2011	M17	W17	TR	116588	511136	277072	521814	36934	120
5/2011	M17	W17	TR	116740	505108	243097	523068	956594	32
5/2011	M17	W17	TR	116740	505230	153728	523068	956594	55
5/2011	M17	W17	TR	116976	511136	277072	521316	28831	109
5/2011	M17	W17	TR	117060	511136	277072	521174	28778	124

**ANR Pipeline Company  
Transportation Services  
Fuel By Route Analysis**

Reporting Year: January - December 2011  
 Production Period: 05/2011

<u>Production Period</u>	<u>Receipt Segment</u>	<u>Delivery Segment</u>	<u>Service Class</u>	<u>Svc Req Contract</u>	<u>Receipt Location</u>	<u>Receipt Loc Prop</u>	<u>Delivery Location</u>	<u>Delivery Loc Prop</u>	<u>Fuel Quantity</u>
5/2011	MI 7	WI 7	TR	117338	505108	243097	521262	36868	139
5/2011	MI 7	WI 7	TR	117338	511136	277072	521262	36868	332
5/2011	MI 7	WI 7	TR	117621	505108	243097	523035	387791	24
5/2011	MI 7	WI 7	TR	117625	511136	277072	521190	28825	93
5/2011	MI 7	WI 7	TR	117626	511136	277072	521246	28844	152
5/2011	MI 7	WI 7	TR	117627	505038	153808	521178	28883	15
5/2011	MI 7	WI 7	TR	117627	505038	153808	521310	28743	25
5/2011	MI 7	WI 7	TR	117627	510005	246067	521310	28743	3
5/2011	MI 7	WI 7	TR	117627	511136	277072	521310	28743	84
5/2011	MI 7	WI 7	TR	117628	511136	277072	521246	28844	124
5/2011	MI 7	WI 7	TR	117629	511136	277072	521178	28883	6
5/2011	MI 7	WI 7	TR	117629	511136	277072	521262	36868	203
5/2011	MI 7	WI 7	TR	117629	511136	277072	521370	28788	173
5/2011	MI 7	WI 7	TR	117630	511136	277072	521246	28844	124
5/2011	MI 7	WI 7	TR	117631	505038	153808	521164	28842	5
5/2011	MI 7	WI 7	TR	117631	505038	153808	521374	28662	49
5/2011	MI 7	WI 7	TR	117631	510005	246067	521374	28662	18
5/2011	MI 7	WI 7	TR	117631	511136	277072	521164	28842	6
5/2011	MI 7	WI 7	TR	117631	511136	277072	521374	28662	60
5/2011	MI 7	WI 7	TR	117632	511136	277072	510041	11661	17
5/2011	MI 7	WI 7	TR	117632	511136	277072	521178	28883	520
5/2011	MI 7	WI 7	TR	117632	511136	277072	521324	28794	327
5/2011	MI 7	WI 7	TR	117633	511136	277072	521246	28844	215
5/2011	MI 7	WI 7	TR	117633	511136	277072	521676	100052	3
5/2011	MI 7	WI 7	TR	117634	510005	246067	521316	28831	4
5/2011	MI 7	WI 7	TR	117634	511136	277072	521266	28702	170
5/2011	MI 7	WI 7	TR	117634	511136	277072	521316	28831	37
5/2011	MI 7	WI 7	TR	117635	510005	246067	521370	28788	260
5/2011	MI 7	WI 7	TR	117635	510005	246067	521372	11703	509
5/2011	MI 7	WI 7	TR	117637	511136	277072	521246	28844	124
5/2011	MI 7	WI 7	TR	117639	511136	277072	521246	28844	124
5/2011	MI 7	WI 7	TR	117640	511136	277072	521676	100052	124
5/2011	MI 7	WI 7	TR	117659	505108	243097	521654	284917	45

**ANR Pipeline Company  
Transportation Services  
Fuel By Route Analysis**

Reporting Year: January - December 2011  
Production Period: 05/2011

<u>Production Period</u>	<u>Receipt Segment</u>	<u>Delivery Segment</u>	<u>Service Class</u>	<u>Svc Req Contract</u>	<u>Receipt Location</u>	<u>Receipt Loc Prop</u>	<u>Delivery Location</u>	<u>Delivery Loc Prop</u>	<u>Fuel Quantity</u>
5/2011	MI 7	WI 7	TR	117659	510005	246067	523032	384134	135
5/2011	MI 7	WI 7	TR	117659	510005	246067	523034	384136	45
5/2011	MI 7	WI 7	TR	117727	505108	243097	523034	384136	59
5/2011	MI 7	WI 7	TR	117727	510005	246067	521314	28661	29
5/2011	MI 7	WI 7	TR	117749	505038	153808	521246	28844	37
5/2011	MI 7	WI 7	TR	117749	511136	277072	510041	11661	139
5/2011	MI 7	WI 7	TR	117749	511136	277072	521012	40226	149
5/2011	MI 7	WI 7	TR	117749	511136	277072	521164	28842	216
5/2011	MI 7	WI 7	TR	117749	511136	277072	521168	28834	33
5/2011	MI 7	WI 7	TR	117749	511136	277072	521174	28778	110
5/2011	MI 7	WI 7	TR	117749	511136	277072	521178	28883	4
5/2011	MI 7	WI 7	TR	117749	511136	277072	521238	28836	128
5/2011	MI 7	WI 7	TR	117749	511136	277072	521246	28844	774
5/2011	MI 7	WI 7	TR	117749	511136	277072	521250	28841	126
5/2011	MI 7	WI 7	TR	117749	511136	277072	521266	28702	350
5/2011	MI 7	WI 7	TR	117749	511136	277072	521322	28868	694
5/2011	MI 7	WI 7	TR	117749	511136	277072	521676	100052	869
5/2011	MI 7	WI 7	TR	117749	511136	277072	523034	384136	281
5/2011	MI 7	WI 7	TR	117755	511136	277072	521262	36868	279
5/2011	MI 7	WI 7	TR	117755	511136	277072	521316	28831	18
5/2011	MI 7	WI 7	TR	118088	510029	2610	523032	384134	3
5/2011	MI 7	WI 7	TR	118282	511136	277072	510041	11661	5
5/2011	MI 7	WI 7	TR	118282	511136	277072	521164	28842	30
5/2011	MI 7	WI 7	TR	118282	511136	277072	521178	28883	91
5/2011	MI 7	WI 7	TR	118282	511136	277072	521180	28875	407
5/2011	MI 7	WI 7	TR	118282	511136	277072	521190	28825	331
5/2011	MI 7	WI 7	TR	118282	511136	277072	521240	28759	16
5/2011	MI 7	WI 7	TR	118282	511136	277072	521262	36868	34
5/2011	MI 7	WI 7	TR	118282	511136	277072	521316	28831	566
5/2011	MI 7	WI 7	TR	118282	511136	277072	521372	11703	1
5/2011	MI 7	WI 7	TR	118282	511136	277072	521676	100052	1
5/2011	MI 7	WI 7	TR	118428	505108	243097	523035	387791	41
5/2011	MI 7	WI 7	TR	118429	505038	153808	523034	384136	114

**ANR Pipeline Company  
Transportation Services  
Fuel By Route Analysis**

Reporting Year: January - December 2011  
 Production Period: 05/2011

<u>Production Period</u>	<u>Receipt Segment</u>	<u>Delivery Segment</u>	<u>Service Class</u>	<u>Svc Req Contract</u>	<u>Receipt Location</u>	<u>Receipt Loc Prop</u>	<u>Delivery Location</u>	<u>Delivery Loc Prop</u>	<u>Fuel Quantity</u>
5/2011	M17	W17	TR	118429	505038	153808	523035	387791	450
5/2011	M17	W17	TR	118429	505108	243097	521172	28846	5
5/2011	M17	W17	TR	118429	505108	243097	521174	28778	6
5/2011	M17	W17	TR	118429	505108	243097	521178	28883	21
5/2011	M17	W17	TR	118429	505108	243097	521186	42119	19
5/2011	M17	W17	TR	118429	505108	243097	521266	28702	8
5/2011	M17	W17	TR	118429	505108	243097	523035	387791	716
5/2011	M17	W17	TR	118430	505108	243097	523035	387791	64
5/2011	M17	W17	TR	118507	505038	153808	521250	28841	1
5/2011	M17	W17	TR	118507	505108	243097	511130	40471	20
5/2011	M17	W17	TR	118507	505108	243097	521172	28846	15
5/2011	M17	W17	TR	118507	505108	243097	521262	36868	34
5/2011	M17	W17	TR	118507	505108	243097	523047	444972	13
5/2011	M17	W17	TR	118507	511136	277072	511130	40471	274
5/2011	M17	W17	TR	118507	511136	277072	521012	40226	42
5/2011	M17	W17	TR	118507	511136	277072	521172	28846	581
5/2011	M17	W17	TR	118507	511136	277072	521180	28875	32
5/2011	M17	W17	TR	118507	511136	277072	521182	28854	118
5/2011	M17	W17	TR	118507	511136	277072	521208	28780	2
5/2011	M17	W17	TR	118507	511136	277072	521214	40197	88
5/2011	M17	W17	TR	118507	511136	277072	521218	28865	93
5/2011	M17	W17	TR	118507	511136	277072	521220	28766	141
5/2011	M17	W17	TR	118507	511136	277072	521230	28819	1
5/2011	M17	W17	TR	118507	511136	277072	521240	28759	371
5/2011	M17	W17	TR	118507	511136	277072	521246	28844	170
5/2011	M17	W17	TR	118507	511136	277072	521250	28841	336
5/2011	M17	W17	TR	118507	511136	277072	521262	36868	414
5/2011	M17	W17	TR	118507	511136	277072	521266	28702	53
5/2011	M17	W17	TR	118507	511136	277072	521298	28736	69
5/2011	M17	W17	TR	118507	511136	277072	521328	28763	194
5/2011	M17	W17	TR	118507	511136	277072	521336	28738	24
5/2011	M17	W17	TR	118507	511136	277072	521392	28730	106
5/2011	M17	W17	TR	118507	511136	277072	521814	36934	88

**ANR Pipeline Company  
Transportation Services  
Fuel By Route Analysis**

Reporting Year: January - December 2011  
 Production Period: 05/2011

<u>Production Period</u>	<u>Receipt Segment</u>	<u>Delivery Segment</u>	<u>Service Class</u>	<u>Svc Req Contract</u>	<u>Receipt Location</u>	<u>Receipt Loc Prop</u>	<u>Delivery Location</u>	<u>Delivery Loc Prop</u>	<u>Fuel Quantity</u>
5/2011	M17	W17	TR	118507	511136	277072	523047	444972	474
5/2011	M17	W17	TR	118508	511136	277072	521262	36868	155
5/2011	M17	W17	TR	118520	505108	243097	521012	40226	13
5/2011	M17	W17	TR	118520	505108	243097	521172	28846	32
5/2011	M17	W17	TR	118520	505108	243097	521186	42139	14
5/2011	M17	W17	TR	118520	505108	243097	521196	28771	22
5/2011	M17	W17	TR	118520	505108	243097	521246	28844	39
5/2011	M17	W17	TR	118520	505108	243097	521262	36868	13
5/2011	M17	W17	TR	118520	505108	243097	521266	28702	20
5/2011	M17	W17	TR	118520	505108	243097	521314	28661	6
5/2011	M17	W17	TR	118520	505108	243097	521350	28660	14
5/2011	M17	W17	TR	118520	505108	243097	521374	28662	6
5/2011	M17	W17	TR	118520	505108	243097	521676	100052	6
5/2011	M17	W17	TR	118520	505108	243097	521814	36934	20
5/2011	M17	W17	TR	118520	505108	243097	523034	384136	254
5/2011	M17	W17	TR	118520	505108	243097	523035	387791	372
5/2011	M17	W17	TR	118521	505108	243097	523034	384136	27
5/2011	M17	W17	TR	118521	510005	246067	521314	28661	32
5/2011	M17	W17	TR	118532	505038	153808	523035	387791	523
5/2011	M17	W17	TR	118532	505108	243097	523035	387791	745
5/2011	M17	W17	TR	118532	511136	277072	523035	387791	332
5/2011	M17	W17	TR	118535	505038	153808	523034	384136	35
5/2011	M17	W17	TR	118535	505108	243097	523034	384136	72
5/2011	M17	W17	TR	118538	505108	243097	521266	28702	93
5/2011	M17	W17	TR	118538	510005	246067	521266	28702	35
5/2011	M17	W17	TR	118546	505108	243097	523035	387791	212
5/2011	M17	W17	TR	118548	505038	153808	521266	28702	14
5/2011	M17	W17	TR	118548	505038	153808	523032	384134	41
5/2011	M17	W17	TR	118548	505038	153808	523034	384136	22
5/2011	M17	W17	TR	118548	505108	243097	521266	28702	97
5/2011	M17	W17	TR	118548	505108	243097	523032	384134	15
5/2011	M17	W17	TR	118548	505108	243097	523034	384136	30
5/2011	M17	W17	TR	118548	511136	277072	521266	28702	55

**ANR Pipeline Company  
 Transportation Services  
 Fuel By Route Analysis**

 Reporting Year: January - December 2011  
 Production Period: 05/2011

<u>Production Period</u>	<u>Receipt Segment</u>	<u>Delivery Segment</u>	<u>Service Class</u>	<u>Svc Req Contract</u>	<u>Receipt Location</u>	<u>Receipt Loc Prop</u>	<u>Delivery Location</u>	<u>Delivery Loc Prop</u>	<u>Fuel Quantity</u>
5/2011	MI 7	WI 7	TR	118548	511136	277072	523034	384136	123
5/2011	MI 7	WI 7	TR	118551	505038	153808	521178	28883	12
5/2011	MI 7	WI 7	TR	118551	510005	246067	521676	100052	12
5/2011	MI 7	WI 7	TR	118551	511136	277072	521314	28661	12
5/2011	MI 7	WI 7	TR	118551	511136	277072	521676	100052	63
5/2011	MI 7	WI 7	TS	106539	505038	153808	521172	28846	26
5/2011	MI 7	WI 7	TS	106539	505038	153808	521250	28841	70
5/2011	MI 7	WI 7	TS	106539	505038	153808	521784	28720	276
5/2011	MI 7	WI 7	TS	108864	505038	153808	521392	28730	17
5/2011	MI 7	WI 7	TS	108872	505038	153808	521396	150407	11
5/2011	<b>Segment</b>								<b>79,974</b>
5/2011	ML 0	ML 0	TR	27100	501120	206051	505058	216158	3,720
5/2011	<b>Segment</b>								<b>3,720</b>
5/2011	MW 5	MW 6	TR	114767	513067	696539	521608	171759	93
5/2011	<b>Segment</b>								<b>93</b>
5/2011	MW 6	MI 7	TR	50	521420	4602	505038	153808	224
5/2011	MW 6	MI 7	TR	750	505014	139246	505038	153808	230
5/2011	MW 6	MI 7	TR	1800	505013	139241	505038	153808	191
5/2011	MW 6	MI 7	TR	108985	505005	139233	505038	153808	66
5/2011	MW 6	MI 7	TR	109314	521482	4741	505038	153808	250
5/2011	<b>Segment</b>								<b>961</b>
5/2011	MW 6	MW 6	TR	111803	505286	153727	521646	261475	18
5/2011	<b>Segment</b>								<b>18</b>
5/2011	SE 1	ME 2	TR	112842	511164	186900	521044	261572	4,780
5/2011	SE 1	ME 2	TR	112842	511164	186900	521644	274229	606
5/2011	SE 1	ME 2	TR	116080	512136	38278	521668	22975	10
5/2011	<b>Segment</b>								<b>5,396</b>
5/2011	SE 1	ME 3	TR	111963	511164	186900	521626	40184	1
5/2011	<b>Segment</b>								<b>1</b>
5/2011	SE 1	SE 2	TR	106772	512136	38278	521662	233620	7



**ANR Pipeline Company  
Transportation Services  
Fuel By Route Analysis**

Reporting Year: January - December 2011  
Production Period: 05/2011

Production Period	Receipt Segment	Delivery Segment	Service Class	Sve Req Contract	Receipt Location	Receipt Loc Prop	Delivery Location	Delivery Loc Prop	Fuel Quantity
5/2011	SE 1	SE 2	TR	113017	512438	40674	505240	217760	62
5/2011	SE 1	SE 2	TR	114916	512196	22040	505240	217760	31
	<b>Segment</b>								<b>100</b>
5/2011	SE 2	ME 2	TR	104491	505002	103565	521982	283195	67
5/2011	SE 2	ME 2	TR	106309	505002	103565	521594	20666	754
5/2011	SE 2	ME 2	TR	107782	505002	103565	521660	153751	2,332
5/2011	SE 2	ME 2	TR	112842	505002	103565	521044	261572	5,820
5/2011	SE 2	ME 2	TR	112842	505002	103565	521644	274229	62
5/2011	SE 2	ME 2	TR	117748	505002	103565	521536	20046	559
5/2011	SE 2	ME 2	TS	102722	505002	103565	505126	267228	564
5/2011	SE 2	ME 2	TS	109197	505002	103565	505060	221444	2,534
	<b>Segment</b>								<b>12,692</b>
5/2011	SE 2	ME 3	TR	106116	505002	103565	505007	119235	1,705
5/2011	SE 2	ME 3	TR	106966	505002	103565	520005	15672	78
5/2011	SE 2	ME 3	TR	108031	505002	103565	521688	153708	898
5/2011	SE 2	ME 3	TR	109528	505002	103565	520024	21906	6,588
5/2011	SE 2	ME 3	TR	109950	505002	103565	521638	153767	462
5/2011	SE 2	ME 3	TR	109952	505002	103565	521638	153767	863
5/2011	SE 2	ME 3	TR	110703	505002	103565	521620	16118	15,253
5/2011	SE 2	ME 3	TR	110899	505002	103565	521552	16265	2,184
5/2011	SE 2	ME 3	TR	110899	505002	103565	521626	40184	2,042
5/2011	SE 2	ME 3	TR	111411	505002	103565	521626	40184	2,651
5/2011	SE 2	ME 3	TR	111963	505002	103565	521626	40184	506
5/2011	SE 2	ME 3	TR	112085	505002	103565	520027	295956	259
5/2011	SE 2	ME 3	TR	112085	505002	103565	521032	138747	1,091
5/2011	SE 2	ME 3	TR	112085	505002	103565	521092	4475	838
5/2011	SE 2	ME 3	TR	112085	505002	103565	521530	4274	7
5/2011	SE 2	ME 3	TR	112484	505002	103565	521626	40184	1
5/2011	SE 2	ME 3	TR	113357	505002	103565	521620	16118	926
5/2011	SE 2	ME 3	TR	113546	505002	103565	521528	4351	3,944
5/2011	SE 2	ME 3	TR	113650	505002	103565	521626	40184	252
5/2011	SE 2	ME 3	TR	114586	505002	103565	520026	38843	1,862

**ANR Pipeline Company  
Transportation Services  
Fuel By Route Analysis**

Reporting Year: *January - December 2011*  
 Production Period: *05/2011*

<u>Production Period</u>	<u>Receipt Segment</u>	<u>Delivery Segment</u>	<u>Service Class</u>	<u>Svc Req Contract</u>	<u>Receipt Location</u>	<u>Receipt Loc Prop</u>	<u>Delivery Location</u>	<u>Delivery Loc Prop</u>	<u>Fuel Quantity</u>
5/2011	SE 2	ME 3	TR	114588	505002	103565	520026	38843	80
5/2011	SE 2	ME 3	TR	116043	505002	103565	521626	40184	339
5/2011	SE 2	ME 3	TR	116816	505002	103565	521986	277052	446
5/2011	SE 2	ME 3	TR	117636	505002	103565	521638	153767	306
5/2011	SE 2	ME 3	TR	117748	505002	103565	521092	4475	55
5/2011	SE 2	ME 3	TR	118234	505002	103565	520027	295956	248
5/2011	SE 2	ME 3	TR	118234	505002	103565	521010	40186	776
5/2011	SE 2	ME 3	TR	118234	505002	103565	521534	138745	71
5/2011	SE 2	ME 3	TR	118234	505002	103565	521552	16265	800
5/2011	SE 2	ME 3	TR	118234	505002	103565	521620	16118	127
5/2011	SE 2	ME 3	TR	118240	505002	103565	521010	40186	62
5/2011	SE 2	ME 3	TR	118283	505002	103565	521626	40184	279
5/2011	SE 2	ME 3	TR	118299	505002	103565	521626	40184	36
5/2011	SE 2	ME 3	TR	118314	505002	103565	520018	22986	554
5/2011	SE 2	ME 3	TR	118314	505002	103565	520027	295956	420
5/2011	SE 2	ME 3	TR	118314	505002	103565	521620	16118	400
5/2011	SE 2	ME 3	TR	118330	505002	103565	520027	295956	51
5/2011	SE 2	ME 3	TR	118351	505002	103565	521620	16118	14
5/2011	SE 2	ME 3	TR	118351	505002	103565	521626	40184	286
5/2011	SE 2	ME 3	TR	118353	505002	103565	521626	40184	39
5/2011	SE 2	ME 3	TR	118355	505002	103565	521620	16118	11
5/2011	SE 2	ME 3	TR	118355	505002	103565	521626	40184	216
5/2011	SE 2	ME 3	TR	118366	505002	103565	521620	16118	1
5/2011	SE 2	ME 3	TR	118366	505002	103565	521626	40184	35
5/2011	SE 2	ME 3	TR	118397	505002	103565	521626	40184	267
5/2011	SE 2	ME 3	TR	118406	505002	103565	521626	40184	265
5/2011	SE 2	ME 3	TR	118436	505002	103565	521626	40184	31
5/2011	SE 2	ME 3	TR	118440	505002	103565	521626	40184	8
5/2011	SE 2	ME 3	TR	118488	505002	103565	520005	15672	269
5/2011	SE 2	ME 3	TR	118523	505002	103565	520027	295956	3
5/2011	SE 2	ME 3	TS	109138	505002	103565	505011	139239	1,256
5/2011	SE 2	ME 3	TS	109145	505002	103565	521560	4481	35
5/2011	SE 2	ME 3	TS	109157	505002	103565	521568	4280	129

**ANR Pipeline Company  
Transportation Services  
Fuel By Route Analysis**

Reporting Year: January - December 2011  
Production Period: 05/2011

Production Period	Receipt Segment	Delivery Segment	Service Class	Svc Req Contract	Receipt Location	Receipt Loc Prop	Delivery Location	Delivery Loc Prop	Fuel Quantity
5/2011	SE 2	ME 3	TS	109190	505002	103565	505009	139237	315
	Segment								50,640
5/2011	SE 2	MI 7	TR	820	505002	103565	505038	153808	4,971
5/2011	SE 2	MI 7	TR	106118	505002	103565	505028	139366	744
5/2011	SE 2	MI 7	TR	106310	505002	103565	505038	153808	54
5/2011	SE 2	MI 7	TR	107892	505002	103565	505038	153808	62
5/2011	SE 2	MI 7	TR	108412	505002	103565	523008	312117	1,352
5/2011	SE 2	MI 7	TR	109596	505002	103565	505019	139251	402
5/2011	SE 2	MI 7	TR	110024	505002	103565	505038	153808	6,925
5/2011	SE 2	MI 7	TR	110024	505002	103565	521118	11578	2,929
5/2011	SE 2	MI 7	TR	110899	505002	103565	521074	40470	2,002
5/2011	SE 2	MI 7	TR	110899	505002	103565	521098	108641	4,195
5/2011	SE 2	MI 7	TR	110899	505002	103565	521116	42078	504
5/2011	SE 2	MI 7	TR	110899	505002	103565	521138	11680	201
5/2011	SE 2	MI 7	TR	110899	505002	103565	521144	11580	704
5/2011	SE 2	MI 7	TR	110899	505002	103565	521146	11785	46
5/2011	SE 2	MI 7	TR	110899	505002	103565	521670	40468	767
5/2011	SE 2	MI 7	TR	110899	505002	103565	521962	139401	135
5/2011	SE 2	MI 7	TR	111308	505002	103565	505006	139234	496
5/2011	SE 2	MI 7	TR	111313	505002	103565	505038	153808	5,735
5/2011	SE 2	MI 7	TR	111411	505002	103565	505038	153808	8,606
5/2011	SE 2	MI 7	TR	111411	505002	103565	521116	42078	8,624
5/2011	SE 2	MI 7	TR	112085	505002	103565	505038	153808	247
5/2011	SE 2	MI 7	TR	112560	505002	103565	521008	11616	2,200
5/2011	SE 2	MI 7	TR	112586	505002	103565	505038	153808	100
5/2011	SE 2	MI 7	TR	112586	505002	103565	521008	11616	1,246
5/2011	SE 2	MI 7	TR	113082	505002	103565	505038	153808	3,875
5/2011	SE 2	MI 7	TR	113176	505002	103565	505038	153808	4,681
5/2011	SE 2	MI 7	TR	113194	505002	103565	505038	153808	5,797
5/2011	SE 2	MI 7	TR	113194	505002	103565	521116	42078	93
5/2011	SE 2	MI 7	TR	113357	505002	103565	505038	153808	3,968
5/2011	SE 2	MI 7	TR	113450	505002	103565	521116	42078	11,129
5/2011	SE 2	MI 7	TR	113650	505002	103565	505038	153808	13,028

**ANR Pipeline Company  
Transportation Services  
Fuel By Route Analysis**

Reporting Year: January - December 2011  
 Production Period: 05/2011

<u>Production Period</u>	<u>Receipt Segment</u>	<u>Delivery Segment</u>	<u>Service Class</u>	<u>Svc Req Contract</u>	<u>Receipt Location</u>	<u>Receipt Loc Prop</u>	<u>Delivery Location</u>	<u>Delivery Loc Prop</u>	<u>Fuel Quantity</u>
5/2011	SE 2	MI 7	TR	113650	505002	103565	521116	42078	5,236
5/2011	SE 2	MI 7	TR	114021	505002	103565	521116	42078	19,530
5/2011	SE 2	MI 7	TR	114166	505002	103565	521030	282436	647
5/2011	SE 2	MI 7	TR	115942	505002	103565	521106	11747	4,682
5/2011	SE 2	MI 7	TR	115942	505002	103565	521116	42078	15,747
5/2011	SE 2	MI 7	TR	116043	505002	103565	505038	153808	6,191
5/2011	SE 2	MI 7	TR	116043	505002	103565	521008	11616	10,580
5/2011	SE 2	MI 7	TR	116043	505002	103565	521116	42078	21
5/2011	SE 2	MI 7	TR	116043	505002	103565	521146	11785	17
5/2011	SE 2	MI 7	TR	117659	505002	103565	521116	42078	759
5/2011	SE 2	MI 7	TR	118231	505002	103565	505541	1181282	66
5/2011	SE 2	MI 7	TR	118240	505002	103565	521098	108641	341
5/2011	SE 2	MI 7	TR	118240	505002	103565	521116	42078	6,487
5/2011	SE 2	MI 7	TR	118240	505002	103565	521948	4492	54
5/2011	SE 2	MI 7	TR	118240	505002	103565	521962	139401	1,093
5/2011	SE 2	MI 7	TR	118242	505002	103565	521116	42078	283
5/2011	SE 2	MI 7	TR	118242	505002	103565	521634	11566	161
5/2011	SE 2	MI 7	TR	118252	505002	103565	505038	153808	169
5/2011	SE 2	MI 7	TR	118252	505002	103565	521008	11616	129
5/2011	SE 2	MI 7	TR	118252	505002	103565	521116	42078	104
5/2011	SE 2	MI 7	TR	118255	505002	103565	521008	11616	16,329
5/2011	SE 2	MI 7	TR	118255	505002	103565	521116	42078	1,461
5/2011	SE 2	MI 7	TR	118255	505002	103565	523008	312117	672
5/2011	SE 2	MI 7	TR	118261	505002	103565	521104	40849	2,256
5/2011	SE 2	MI 7	TR	118261	505002	103565	521116	42078	9,400
5/2011	SE 2	MI 7	TR	118285	505002	103565	521080	138675	93
5/2011	SE 2	MI 7	TR	118285	505002	103565	521932	138744	406
5/2011	SE 2	MI 7	TR	118299	505002	103565	505038	153808	39
5/2011	SE 2	MI 7	TR	118301	505002	103565	521932	138744	88
5/2011	SE 2	MI 7	TR	118308	505002	103565	505020	139252	1,612
5/2011	SE 2	MI 7	TR	118309	505002	103565	505038	153808	248
5/2011	SE 2	MI 7	TR	118316	505002	103565	505038	153808	371
5/2011	SE 2	MI 7	TR	118330	505002	103565	505020	139252	335

**ANR Pipeline Company  
Transportation Services  
Fuel By Route Analysis**

Reporting Year: January - December 2011  
Production Period: 05/2011

<u>Production Period</u>	<u>Receipt Segment</u>	<u>Delivery Segment</u>	<u>Service Class</u>	<u>Svc Req Contract</u>	<u>Receipt Location</u>	<u>Receipt Loc Prop</u>	<u>Delivery Location</u>	<u>Delivery Loc Prop</u>	<u>Fuel Quantity</u>
5/2011	SE 2	MI 7	TR	118336	505002	103565	505038	153808	775
5/2011	SE 2	MI 7	TR	118342	505002	103565	505020	139252	3,906
5/2011	SE 2	MI 7	TR	118344	505002	103565	505020	139252	527
5/2011	SE 2	MI 7	TR	118346	505002	103565	505038	153808	124
5/2011	SE 2	MI 7	TR	118351	505002	103565	521116	42078	54
5/2011	SE 2	MI 7	TR	118355	505002	103565	521116	42078	418
5/2011	SE 2	MI 7	TR	118358	505002	103565	521932	138744	22
5/2011	SE 2	MI 7	TR	118360	505002	103565	505038	153808	52
5/2011	SE 2	MI 7	TR	118362	505002	103565	505020	139252	279
5/2011	SE 2	MI 7	TR	118366	505002	103565	505038	153808	375
5/2011	SE 2	MI 7	TR	118366	505002	103565	521116	42078	306
5/2011	SE 2	MI 7	TR	118378	505002	103565	521116	42078	1,116
5/2011	SE 2	MI 7	TR	118397	505002	103565	521948	4492	12
5/2011	SE 2	MI 7	TR	118400	505002	103565	521932	138744	69
5/2011	SE 2	MI 7	TR	118404	505002	103565	505038	153808	83
5/2011	SE 2	MI 7	TR	118408	505002	103565	521932	138744	904
5/2011	SE 2	MI 7	TR	118411	505002	103565	505038	153808	494
5/2011	SE 2	MI 7	TR	118416	505002	103565	505038	153808	5,885
5/2011	SE 2	MI 7	TR	118416	505002	103565	521014	153852	993
5/2011	SE 2	MI 7	TR	118416	505002	103565	521098	108641	1,519
5/2011	SE 2	MI 7	TR	118416	505002	103565	521116	42078	12,218
5/2011	SE 2	MI 7	TR	118416	505002	103565	521118	11578	1,023
5/2011	SE 2	MI 7	TR	118434	505002	103565	505020	139252	496
5/2011	SE 2	MI 7	TR	118438	505002	103565	505038	153808	124
5/2011	SE 2	MI 7	TR	118440	505002	103565	505038	153808	92
5/2011	SE 2	MI 7	TR	118445	505002	103565	505020	139252	510
5/2011	SE 2	MI 7	TR	118472	505002	103565	521116	42078	20,429
5/2011	SE 2	MI 7	TR	118475	505002	103565	521008	11616	158
5/2011	SE 2	MI 7	TR	118475	505002	103565	521116	42078	1,322
5/2011	SE 2	MI 7	TR	118475	505002	103565	521634	11566	175
5/2011	SE 2	MI 7	TR	118481	505002	103565	521116	42078	3,431
5/2011	SE 2	MI 7	TR	118483	505002	103565	505038	153808	120
5/2011	SE 2	MI 7	TR	118483	505002	103565	521116	42078	500

**ANR Pipeline Company  
Transportation Services  
Fuel By Route Analysis**

Reporting Year: January - December 2011  
Production Period: 05/2011

<u>Production Period</u>	<u>Receipt Segment</u>	<u>Delivery Segment</u>	<u>Service Class</u>	<u>Svc Req Contract</u>	<u>Receipt Location</u>	<u>Receipt Loc Prop</u>	<u>Delivery Location</u>	<u>Delivery Loc Prop</u>	<u>Fuel Quantity</u>
5/2011	SE 2	MI 7	TR	118485	505002	103565	521116	42078	319
5/2011	SE 2	MI 7	TR	118496	505002	103565	521116	42078	585
5/2011	SE 2	MI 7	TR	118527	505002	103565	505017	139249	351
5/2011	SE 2	MI 7	TR	118546	505002	103565	521098	108641	76
5/2011	SE 2	MI 7	TR	118546	505002	103565	521116	42078	2,498
	<b>Segment</b>								<b>263,765</b>
5/2011	SE 2	SE 1	TR	80139	505002	103565	521036	186899	373
5/2011	SE 2	SE 1	TR	80287	505002	103565	505042	158587	119
5/2011	SE 2	SE 1	TR	80287	505002	103565	505358	345116	20
5/2011	SE 2	SE 1	TR	102610	505002	103565	505042	158587	9
5/2011	SE 2	SE 1	TR	102610	505002	103565	505358	345116	1
5/2011	SE 2	SE 1	TR	106391	521632	42593	521036	186899	52
5/2011	SE 2	SE 1	TR	106772	505002	103565	505358	345116	4
5/2011	SE 2	SE 1	TR	110563	505002	103565	522141	314210	1
5/2011	SE 2	SE 1	TR	112191	505002	103565	521036	186899	1,755
5/2011	SE 2	SE 1	TR	113012	505002	103565	521036	186899	38
5/2011	SE 2	SE 1	TR	113460	505002	103565	521036	186899	1
5/2011	SE 2	SE 1	TR	113650	505002	103565	521036	186899	12
5/2011	SE 2	SE 1	TR	114386	505002	103565	521036	186899	483
5/2011	SE 2	SE 1	TR	114632	505002	103565	505276	325427	464
5/2011	SE 2	SE 1	TR	114872	505002	103565	521036	186899	554
5/2011	SE 2	SE 1	TR	115602	505396	360185	505358	345116	24
5/2011	SE 2	SE 1	TR	115726	505002	103565	523064	766185	56
5/2011	SE 2	SE 1	TR	115727	505002	103565	523064	766185	1,344
5/2011	SE 2	SE 1	TR	116349	505002	103565	521036	186899	331
5/2011	SE 2	SE 1	TR	116349	505002	103565	523064	766185	135
5/2011	SE 2	SE 1	TR	117223	505002	103565	521036	186899	131
5/2011	SE 2	SE 1	TR	117239	505002	103565	521036	186899	1,336
5/2011	SE 2	SE 1	TR	117321	505002	103565	523064	766185	22
5/2011	SE 2	SE 1	TR	117373	505002	103565	505358	345116	1
5/2011	SE 2	SE 1	TR	117750	505002	103565	521036	186899	823
5/2011	SE 2	SE 1	TR	117750	505002	103565	523064	766185	82
5/2011	SE 2	SE 1	TR	118104	505002	103565	505276	325427	31

**ANR Pipeline Company  
Transportation Services  
Fuel By Route Analysis**

Reporting Year: January - December 2011  
Production Period: 05/2011

<u>Production Period</u>	<u>Receipt Segment</u>	<u>Delivery Segment</u>	<u>Service Class</u>	<u>Svc Req Contract</u>	<u>Receipt Location</u>	<u>Receipt Loc Prop</u>	<u>Delivery Location</u>	<u>Delivery Loc Prop</u>	<u>Fuel Quantity</u>
	<b>Segment</b>								
5/2011	SE 2	SE 2	TR	80285	505396	360185	520033	140154	8,202
5/2011	SE 2	SE 2	TR	80285	505396	360185	520034	140153	1
5/2011	SE 2	SE 2	TR	80285	505396	360185	523011	314576	11
5/2011	SE 2	SE 2	TR	80287	505002	103565	521632	42593	3
5/2011	SE 2	SE 2	TR	105508	505002	103565	522130	38295	10
5/2011	SE 2	SE 2	TR	106772	505002	103565	521662	233620	60
5/2011	SE 2	SE 2	TR	106777	505002	103565	520009	10111	85
5/2011	SE 2	SE 2	TR	106777	505002	103565	522130	38295	5,092
5/2011	SE 2	SE 2	TR	106777	505002	103565	523018	322625	819
5/2011	SE 2	SE 2	TR	106779	505002	103565	505240	217760	217
5/2011	SE 2	SE 2	TR	109607	505002	103565	520034	140153	558
5/2011	SE 2	SE 2	TR	109798	505002	103565	520033	140154	93
5/2011	SE 2	SE 2	TR	110399	505002	103565	521662	233620	28
5/2011	SE 2	SE 2	TR	110399	505264	68285	520034	140153	1,029
5/2011	SE 2	SE 2	TR	110899	505002	103565	521632	42593	240
5/2011	SE 2	SE 2	TR	112145	505002	103565	520033	140154	1,332
5/2011	SE 2	SE 2	TR	112145	505002	103565	520034	140153	319
5/2011	SE 2	SE 2	TR	112145	505396	360185	520033	140154	29
5/2011	SE 2	SE 2	TR	112191	505002	103565	520004	10369	62
5/2011	SE 2	SE 2	TR	112191	505002	103565	523017	322045	2,462
5/2011	SE 2	SE 2	TR	112191	505002	103565	523018	322625	859
5/2011	SE 2	SE 2	TR	112191	505002	103565	523063	742883	31
5/2011	SE 2	SE 2	TR	112191	505264	68285	520004	10369	1,727
5/2011	SE 2	SE 2	TR	112268	505002	103565	520004	10369	59
5/2011	SE 2	SE 2	TR	112296	505002	103565	520004	10369	35
5/2011	SE 2	SE 2	TR	112296	505002	103565	521662	233620	558
5/2011	SE 2	SE 2	TR	112302	505002	103565	520004	10369	588
5/2011	SE 2	SE 2	TR	112302	505002	103565	523018	322625	2,877
5/2011	SE 2	SE 2	TR	112722	505002	103565	520009	10111	558
5/2011	SE 2	SE 2	TR	112722	505002	103565	522130	38295	1,384
5/2011	SE 2	SE 2	TR	112832	505002	103565	523018	322625	415
5/2011	SE 2	SE 2	TR	113012	505002	103565	521632	42593	14
5/2011	SE 2	SE 2	TR						579

**ANR Pipeline Company  
Transportation Services  
Fuel By Route Analysis**

Reporting Year: January - December 2011  
Production Period: 05/2011

<u>Production Period</u>	<u>Receipt Segment</u>	<u>Delivery Segment</u>	<u>Service Class</u>	<u>Svc Req Contract</u>	<u>Receipt Location</u>	<u>Receipt Loc Prop</u>	<u>Delivery Location</u>	<u>Delivery Loc Prop</u>	<u>Fuel Quantity</u>
5/2011	SE 2	SE 2	TR	113012	505002	103565	523018	322625	682
5/2011	SE 2	SE 2	TR	113122	505002	103565	520034	140153	3,286
5/2011	SE 2	SE 2	TR	113124	505002	103565	505240	217760	465
5/2011	SE 2	SE 2	TR	113399	505002	103565	523063	742883	242
5/2011	SE 2	SE 2	TR	113408	505002	103565	523017	322045	2,463
5/2011	SE 2	SE 2	TR	113408	505264	68285	523017	322045	34
5/2011	SE 2	SE 2	TR	113480	505002	103565	523017	322045	425
5/2011	SE 2	SE 2	TR	113490	505002	103565	523017	322045	377
5/2011	SE 2	SE 2	TR	113490	505264	68285	522106	218538	130
5/2011	SE 2	SE 2	TR	113490	505264	68285	523017	322045	539
5/2011	SE 2	SE 2	TR	113726	505002	103565	520004	10369	9
5/2011	SE 2	SE 2	TR	113726	505002	103565	523018	322625	697
5/2011	SE 2	SE 2	TR	114051	505002	103565	505240	217760	26
5/2011	SE 2	SE 2	TR	114222	505002	103565	520009	10111	167
5/2011	SE 2	SE 2	TR	114222	505002	103565	521662	233620	40
5/2011	SE 2	SE 2	TR	114222	505002	103565	523063	742883	30
5/2011	SE 2	SE 2	TR	114386	505002	103565	520004	10369	741
5/2011	SE 2	SE 2	TR	114386	505002	103565	523018	322625	620
5/2011	SE 2	SE 2	TR	114632	505002	103565	521662	233620	111
5/2011	SE 2	SE 2	TR	114723	505002	103565	522130	38295	6
5/2011	SE 2	SE 2	TR	114872	505002	103565	520004	10369	1,648
5/2011	SE 2	SE 2	TR	114872	505002	103565	521632	42593	468
5/2011	SE 2	SE 2	TR	114872	505002	103565	523018	322625	44
5/2011	SE 2	SE 2	TR	114872	505002	103565	523063	742883	371
5/2011	SE 2	SE 2	TR	115455	505002	103565	521662	233620	458
5/2011	SE 2	SE 2	TR	115455	505002	103565	522130	38295	148
5/2011	SE 2	SE 2	TR	115455	505002	103565	523018	322625	108
5/2011	SE 2	SE 2	TR	115456	505002	103565	521662	233620	233
5/2011	SE 2	SE 2	TR	115456	505002	103565	523018	322625	31
5/2011	SE 2	SE 2	TR	115456	505002	103565	523063	742883	4
5/2011	SE 2	SE 2	TR	115457	505002	103565	521662	233620	327
5/2011	SE 2	SE 2	TR	115457	505002	103565	523018	322625	561
5/2011	SE 2	SE 2	TR	115562	505002	103565	523018	322625	620



**ANR Pipeline Company  
Transportation Services  
Fuel By Route Analysis**

Reporting Year: January - December 2011  
Production Period: 05/2011

Production Period	Receipt Segment	Delivery Segment	Service Class	Svc Req Contract	Receipt Location	Receipt Loc Prop	Delivery Location	Delivery Loc Prop	Fuel Quantity
5/2011	SE 2	SE 2	TR	115602	505002	103565	520004	10369	269
5/2011	SE 2	SE 2	TR	115602	505002	103565	521002	43613	52
5/2011	SE 2	SE 2	TR	115726	505002	103565	520004	10369	1,199
5/2011	SE 2	SE 2	TR	115726	505002	103565	523018	322625	639
5/2011	SE 2	SE 2	TR	115727	505002	103565	523018	322625	11
5/2011	SE 2	SE 2	TR	116277	505002	103565	520004	10369	95
5/2011	SE 2	SE 2	TR	116277	505002	103565	521002	43613	10
5/2011	SE 2	SE 2	TR	116277	505002	103565	521632	42593	906
5/2011	SE 2	SE 2	TR	116432	505002	103565	522106	218538	124
5/2011	SE 2	SE 2	TR	116432	505002	103565	523017	322045	369
5/2011	SE 2	SE 2	TR	117223	505002	103565	520004	10369	532
5/2011	SE 2	SE 2	TR	117223	505002	103565	521632	42593	351
5/2011	SE 2	SE 2	TR	117223	505002	103565	523063	742883	105
5/2011	SE 2	SE 2	TR	117239	505002	103565	520004	10369	2,767
5/2011	SE 2	SE 2	TR	117321	505002	103565	520004	10369	500
5/2011	SE 2	SE 2	TR	117322	505002	103565	520004	10369	266
5/2011	SE 2	SE 2	TR	117773	505002	103565	521632	42593	2,294
5/2011	SE 2	SE 2	TR	118351	505002	103565	523018	322625	30
	<b>Segment</b>								<b>49,364</b>
5/2011	SE 2	SE 4	TR	109099	505264	68285	522140	112101	19
5/2011	SE 2	SE 4	TR	115656	505002	103565	505422	388015	17
5/2011	SE 2	SE 4	TR	115656	505002	103565	505461	467812	7
	<b>Segment</b>								<b>43</b>
5/2011	SE 2	W17	TR	820	505002	103565	505025	139257	81
5/2011	SE 2	W17	TR	107892	505002	103565	505024	139256	665
5/2011	SE 2	W17	TR	108862	505002	103565	521392	28730	93
5/2011	SE 2	W17	TR	113042	505002	103565	505437	395744	7,853
5/2011	SE 2	W17	TR	115270	505002	103565	505437	395744	10,011
	<b>Segment</b>								<b>18,703</b>
5/2011	SE 3	SE 1	TR	106409	510022	29636	505276	325427	31
5/2011	SE 3	SE 1	TR	109160	510022	29636	505276	325427	155
5/2011	SE 3	SE 1	TR	109160	511110	123479	505276	325427	63

**ANR Pipeline Company  
Transportation Services  
Fuel By Route Analysis**

Reporting Year: *January - December 2011*  
Production Period: 05/2011

<u>Production Period</u>	<u>Receipt Segment</u>	<u>Delivery Segment</u>	<u>Service Class</u>	<u>Svc Req Contract</u>	<u>Receipt Location</u>	<u>Receipt Loc Prop</u>	<u>Delivery Location</u>	<u>Delivery Loc Prop</u>	<u>Fuel Quantity</u>
5/2011	SE 3	SE 1	TR	112268	511126	186211	505276	325427	61
5/2011	SE 3	SE 1	TR	115354	511126	186211	505276	325427	75
5/2011	SE 3	SE 1	TR	115821	510022	29636	505358	345116	168
5/2011	SE 3	SE 1	TR	117742	511108	29629	505276	325427	30
	<b>Segment</b>								<b>583</b>
5/2011	SE 3	SE 2	TR	106409	510022	29636	505240	217760	124
5/2011	SE 3	SE 2	TR	107165	510022	29636	505240	217760	1
5/2011	SE 3	SE 2	TR	109751	510022	29636	505240	217760	186
5/2011	SE 3	SE 2	TR	110995	510022	29636	505240	217760	1
5/2011	SE 3	SE 2	TR	111138	511126	186211	505240	217760	1
5/2011	SE 3	SE 2	TR	113581	513017	345117	505240	217760	310
5/2011	SE 3	SE 2	TR	115495	510022	29636	505240	217760	32
	<b>Segment</b>								<b>655</b>
5/2011	SE 4	SE 1	TR	109958	512484	262432	505358	345116	56
5/2011	SE 4	SE 1	TR	109958	512566	145717	505358	345116	53
5/2011	SE 4	SE 1	TR	110502	512566	145717	505358	345116	207
	<b>Segment</b>								<b>316</b>
5/2011	SE 4	SE 2	TR	80285	512484	262432	520033	140154	780
5/2011	SE 4	SE 2	TR	80285	512566	145717	520033	140154	480
5/2011	SE 4	SE 2	TR	80725	512122	31156	520033	140154	93
5/2011	SE 4	SE 2	TR	104805	512232	287617	520004	10369	12
5/2011	SE 4	SE 2	TR	105063	512184	105431	520033	140154	31
5/2011	SE 4	SE 2	TR	105771	505421	388014	520034	140153	31
5/2011	SE 4	SE 2	TR	105787	505460	467811	523011	314576	64
5/2011	SE 4	SE 2	TR	105787	512484	262432	520034	140153	31
5/2011	SE 4	SE 2	TR	107281	512178	31416	520034	140153	23
5/2011	SE 4	SE 2	TR	107291	512168	226833	523011	314576	1
5/2011	SE 4	SE 2	TR	107291	512484	262432	520033	140154	31
5/2011	SE 4	SE 2	TR	108649	512152	31115	520033	140154	31
5/2011	SE 4	SE 2	TR	108649	512222	192872	520033	140154	217
5/2011	SE 4	SE 2	TR	108649	513073	321545	520034	140153	93
5/2011	SE 4	SE 2	TR	109158	512102	30798	520033	140154	93

**ANR Pipeline Company  
Transportation Services  
Fuel By Route Analysis**

Reporting Year: January - December 2011  
Production Period: 05/2011

<u>Production Period</u>	<u>Receipt Segment</u>	<u>Delivery Segment</u>	<u>Service Class</u>	<u>Sve Req Contract</u>	<u>Receipt Location</u>	<u>Receipt Loc Prop</u>	<u>Delivery Location</u>	<u>Delivery Loc Prop</u>	<u>Fuel Quantity</u>
5/2011	SE 4	SE 2	TR	109158	512152	31115	520033	140154	62
5/2011	SE 4	SE 2	TR	109158	512168	226833	520033	140154	31
5/2011	SE 4	SE 2	TR	109158	512544	184272	520034	140153	372
5/2011	SE 4	SE 2	TR	109238	512544	184272	520033	140154	31
5/2011	SE 4	SE 2	TR	109726	512484	262432	520004	10369	197
5/2011	SE 4	SE 2	TR	109726	512484	262432	521632	42593	21
5/2011	SE 4	SE 2	TR	109727	512484	262432	520034	140153	186
5/2011	SE 4	SE 2	TR	110501	512566	145717	520033	140154	30
5/2011	SE 4	SE 2	TR	110508	512566	145717	520033	140154	30
5/2011	SE 4	SE 2	TR	111476	512566	145717	520033	140154	60
5/2011	SE 4	SE 2	TR	111570	505421	388014	520034	140153	62
5/2011	SE 4	SE 2	TR	112313	505460	467811	520033	140154	108
5/2011	SE 4	SE 2	TR	112313	505460	467811	523011	314576	27
5/2011	SE 4	SE 2	TR	113303	505530	966370	520033	140154	270
5/2011	SE 4	SE 2	TR	113303	505530	966370	523011	314576	32
5/2011	SE 4	SE 2	TR	115354	512484	262432	520033	140154	25
5/2011	SE 4	SE 2	TR	115489	512232	287617	523011	314576	1
5/2011	SE 4	SE 2	TR	115489	513026	362771	520033	140154	30
5/2011	SE 4	SE 2	TR	115489	513070	734750	520033	140154	30
5/2011	SE 4	SE 2	TR	115489	513070	734750	520034	140153	13
5/2011	SE 4	SE 2	TR	115489	513070	734750	523011	314576	1
5/2011	SE 4	SE 2	TR	115503	512112	150702	520033	140154	24
5/2011	SE 4	SE 2	TR	115503	512112	150702	520034	140153	2
5/2011	SE 4	SE 2	TR	115503	512112	150702	523011	314576	4
5/2011	SE 4	SE 2	TR	115503	512212	80676	520033	140154	22
5/2011	SE 4	SE 2	TR	115551	512204	150713	520034	140153	31
5/2011	SE 4	SE 2	TR	118545	512212	80676	520034	140153	26
	<b>Segment</b>								<b>3,739</b>
5/2011	SW 3	MW 6	TR	108409	522132	153896	521482	4741	30
5/2011	SW 3	MW 6	TR	109576	522132	153896	521400	13135	4
5/2011	SW 3	MW 6	TR	109577	522132	153896	521436	4561	9
5/2011	SW 3	MW 6	TR	110109	522132	153896	521482	4741	56
5/2011	SW 3	MW 6	TR	118539	522132	153896	521482	4741	3

**ANR Pipeline Company  
Transportation Services  
Fuel By Route Analysis**

Reporting Year: January - December 2011  
Production Period: 05/2011

<u>Production Period</u>	<u>Receipt Segment</u>	<u>Delivery Segment</u>	<u>Service Class</u>	<u>Svc Req Contract</u>	<u>Receipt Location</u>	<u>Receipt Loc Prop</u>	<u>Delivery Location</u>	<u>Delivery Loc Prop</u>	<u>Fuel Quantity</u>
5/2011	SW 3 Segment	SW 1	TR	80540	502214	179887	523061	737783	102
5/2011	SW 3 Segment	WI 7	TR	110970	522132	153896	521784	28720	808
5/2011	SW 4 Segment	ME 3	TR	1650	505003	103702	505008	139236	808
5/2011	SW 4	ME 3	TR	15350	505003	103702	521534	138745	6
5/2011	SW 4	ME 3	TR	110505	505003	103702	520018	22986	6
5/2011	SW 4	ME 3	TR	110505	505003	103702	520024	21906	6
5/2011	SW 4	ME 3	TR	110505	505003	103702	520027	295956	6
5/2011	SW 4	ME 3	TR	110505	505003	103702	521620	16118	6
5/2011	SW 4	ME 3	TR	110506	505003	103702	520024	21906	2,108
5/2011	SW 4	ME 3	TR	110506	505003	103702	520027	295956	3,277
5/2011	SW 4	ME 3	TR	110506	505003	103702	521620	16118	2,251
5/2011	SW 4	ME 3	TR	110507	505003	103702	520027	295956	456
5/2011	SW 4	ME 3	TR	110899	505003	103702	521552	16265	3,127
5/2011	SW 4	ME 3	TR	110899	505003	103702	521626	40184	238
5/2011	SW 4	ME 3	TR	110948	505003	103702	505007	139235	618
5/2011	SW 4	ME 3	TR	110979	505003	103702	520024	21906	596
5/2011	SW 4	ME 3	TR	113056	505003	103702	520024	21906	268
5/2011	SW 4	ME 3	TR	113056	505003	103702	520024	21906	43
5/2011	SW 4	ME 3	TR	113056	505003	103702	521010	40186	1,128
5/2011	SW 4	ME 3	TR	113056	505003	103702	521534	138745	337
5/2011	SW 4	ME 3	TR	114590	505003	103702	520023	28447	1,116
5/2011	SW 4	ME 3	TR	116491	505003	103702	520026	38843	15,098
5/2011	SW 4	ME 3	TR	118530	505003	103702	521010	40186	12,801
5/2011	SW 4	ME 3	TR	118531	505003	103702	521010	40186	361
5/2011	SW 4 Segment	MI 7	TR	18450	505003	103702	505038	153808	331
5/2011	SW 4	MI 7	TR	104404	505003	103702	505038	153808	67,950
5/2011	SW 4	MI 7	TR	104404	505003	103702	521116	42078	1,423
5/2011	SW 4	MI 7	TR	106199	505003	103702	521116	42078	41,698
5/2011	SW 4	MI 7	TR						16,904
5/2011	SW 4	MI 7	TR						8,401

**ANR Pipeline Company  
Transportation Services  
Fuel By Route Analysis**

Reporting Year: *January - December 2011*  
Production Period: **05/2011**

<u>Production Period</u>	<u>Receipt Segment</u>	<u>Delivery Segment</u>	<u>Service Class</u>	<u>Svc Req Contract</u>	<u>Receipt Location</u>	<u>Receipt Loc Prop</u>	<u>Delivery Location</u>	<u>Delivery Loc Prop</u>	<u>Fuel Quantity</u>
5/2011	SW 4	M17	TR	108181	505003	103702	505038	153808	333
5/2011	SW 4	M17	TR	108304	505003	103702	505030	139369	22,630
5/2011	SW 4	M17	TR	109304	505003	103702	505038	153808	13,349
5/2011	SW 4	M17	TR	109304	505003	103702	521116	42078	73
5/2011	SW 4	M17	TR	109414	505003	103702	521098	108641	707
5/2011	SW 4	M17	TR	109422	505003	103702	505038	153808	4,234
5/2011	SW 4	M17	TR	109422	505003	103702	521118	11578	857
5/2011	SW 4	M17	TR	109422	505003	103702	521634	11566	834
5/2011	SW 4	M17	TR	109511	505003	103702	521104	40849	75,375
5/2011	SW 4	M17	TR	110185	505003	103702	505108	243097	49
5/2011	SW 4	M17	TR	110505	505003	103702	521098	108641	72
5/2011	SW 4	M17	TR	110505	505003	103702	521116	42078	1,967
5/2011	SW 4	M17	TR	110505	505003	103702	521634	11566	127
5/2011	SW 4	M17	TR	110506	505003	103702	521098	108641	55
5/2011	SW 4	M17	TR	110506	505003	103702	521116	42078	5,802
5/2011	SW 4	M17	TR	110507	505003	103702	521116	42078	15,798
5/2011	SW 4	M17	TR	110884	505003	103702	521116	42078	37,572
5/2011	SW 4	M17	TR	110885	505003	103702	505038	153808	21,949
5/2011	SW 4	M17	TR	110885	505003	103702	505108	243097	582
5/2011	SW 4	M17	TR	110885	505003	103702	521008	11616	13,639
5/2011	SW 4	M17	TR	110885	505003	103702	521098	108641	1,750
5/2011	SW 4	M17	TR	110885	505003	103702	521116	42078	10,567
5/2011	SW 4	M17	TR	110885	505003	103702	521622	110850	540
5/2011	SW 4	M17	TR	110885	505003	103702	521634	11566	12,615
5/2011	SW 4	M17	TR	110885	505003	103702	521690	40892	12,987
5/2011	SW 4	M17	TR	110889	505003	103702	505038	153808	44
5/2011	SW 4	M17	TR	110889	505003	103702	521118	11578	2,758
5/2011	SW 4	M17	TR	110889	505003	103702	521122	11751	713
5/2011	SW 4	M17	TR	110889	505003	103702	521124	11562	930
5/2011	SW 4	M17	TR	110889	505003	103702	521138	11680	1,176
5/2011	SW 4	M17	TR	110889	505003	103702	521142	40477	93
5/2011	SW 4	M17	TR	110889	505003	103702	521162	11748	403
5/2011	SW 4	M17	TR	110889	505003	103702	521634	11566	54

**ANR Pipeline Company  
Transportation Services  
Fuel By Route Analysis**

Reporting Year: January - December 2011  
Production Period: 05/2011

<u>Production Period</u>	<u>Receipt Segment</u>	<u>Delivery Segment</u>	<u>Service Class</u>	<u>Svc Req Contract</u>	<u>Receipt Location</u>	<u>Receipt Loc Prop</u>	<u>Delivery Location</u>	<u>Delivery Loc Prop</u>	<u>Fuel Quantif</u>
5/2011	SW 4	M17	TR	110889	505003	103702	521670	40468	961
5/2011	SW 4	M17	TR	110889	505003	103702	521690	40892	427
5/2011	SW 4	M17	TR	110899	505003	103702	505038	153808	9,409
5/2011	SW 4	M17	TR	110899	505003	103702	521008	11616	5,019
5/2011	SW 4	M17	TR	110899	505003	103702	521074	40470	863
5/2011	SW 4	M17	TR	110899	505003	103702	521098	108641	1,740
5/2011	SW 4	M17	TR	110899	505003	103702	521116	42078	2,140
5/2011	SW 4	M17	TR	110899	505003	103702	521118	11578	1,137
5/2011	SW 4	M17	TR	110899	505003	103702	521122	11751	534
5/2011	SW 4	M17	TR	110899	505003	103702	521124	11562	602
5/2011	SW 4	M17	TR	110899	505003	103702	521138	11680	63
5/2011	SW 4	M17	TR	110899	505003	103702	521142	40477	685
5/2011	SW 4	M17	TR	110899	505003	103702	521144	11580	192
5/2011	SW 4	M17	TR	110899	505003	103702	521146	11785	232
5/2011	SW 4	M17	TR	110899	505003	103702	521162	11748	1,761
5/2011	SW 4	M17	TR	110899	505003	103702	521670	40468	290
5/2011	SW 4	M17	TR	110899	505003	103702	523008	312117	746
5/2011	SW 4	M17	TR	110899	505003	103702	523052	467243	2,313
5/2011	SW 4	M17	TR	110902	505003	103702	505038	153808	973
5/2011	SW 4	M17	TR	110902	505003	103702	521690	40892	22,682
5/2011	SW 4	M17	TR	110902	505003	103702	523008	312117	2,352
5/2011	SW 4	M17	TR	110942	505003	103702	505006	139234	1,854
5/2011	SW 4	M17	TR	110943	505003	103702	505038	153808	1,206
5/2011	SW 4	M17	TR	110949	505003	103702	505028	139366	1,953
5/2011	SW 4	M17	TR	110956	505003	103702	505038	153808	14,711
5/2011	SW 4	M17	TR	110956	505003	103702	521008	11616	1,896
5/2011	SW 4	M17	TR	110956	505003	103702	521030	282436	2,469
5/2011	SW 4	M17	TR	110956	505003	103702	521098	108641	2,959
5/2011	SW 4	M17	TR	110956	505003	103702	521138	11680	786
5/2011	SW 4	M17	TR	110956	505003	103702	521142	40477	10
5/2011	SW 4	M17	TR	110956	505003	103702	521622	110850	487
5/2011	SW 4	M17	TR	110956	505003	103702	521634	11566	745
5/2011	SW 4	M17	TR	110956	505003	103702	521670	40468	34

**ANR Pipeline Company  
Transportation Services  
Fuel By Route Analysis**

Reporting Year: January - December 2011  
Production Period: 05/2011

<u>Production Period</u>	<u>Receipt Skemnt</u>	<u>Delivery Segment</u>	<u>Service Class</u>	<u>Svc Req Contract</u>	<u>Receipt Location</u>	<u>Receipt Loc Prop</u>	<u>Delivery Location</u>	<u>Delivery Loc Prop</u>	<u>Fuel Quantity</u>
5/2011	SW 4	M1 7	TR	110956	505003	103702	521962	139401	97
5/2011	SW 4	M1 7	TR	110956	505003	103702	521985	278172	428
5/2011	SW 4	M1 7	TR	110956	505003	103702	523008	312117	4,093
5/2011	SW 4	M1 7	TR	110979	505003	103702	505038	153808	16,268
5/2011	SW 4	M1 7	TR	110979	505003	103702	521116	42078	19,055
5/2011	SW 4	M1 7	TR	110979	505003	103702	521634	11566	3,684
5/2011	SW 4	M1 7	TR	111456	505003	103702	505038	153808	200
5/2011	SW 4	M1 7	TR	112858	505003	103702	505038	153808	6,648
5/2011	SW 4	M1 7	TR	113116	505003	103702	501136	104776	26,071
5/2011	SW 4	M1 7	TR	113189	505003	103702	505038	153808	8,118
5/2011	SW 4	M1 7	TR	113189	505003	103702	521116	42078	613
5/2011	SW 4	M1 7	TR	113189	505003	103702	521634	11566	32
5/2011	SW 4	M1 7	TR	113193	505003	103702	521014	153852	7,512
5/2011	SW 4	M1 7	TR	113193	505003	103702	521098	108641	570
5/2011	SW 4	M1 7	TR	113193	505003	103702	521116	42078	606
5/2011	SW 4	M1 7	TR	113372	505003	103702	505038	153808	6,719
5/2011	SW 4	M1 7	TR	113372	505003	103702	521030	282436	1,390
5/2011	SW 4	M1 7	TR	113372	505003	103702	521116	42078	427
5/2011	SW 4	M1 7	TR	113372	505003	103702	521634	11566	121
5/2011	SW 4	M1 7	TR	113372	505003	103702	521985	278172	552
5/2011	SW 4	M1 7	TR	113372	505003	103702	523008	312117	1,533
5/2011	SW 4	M1 7	TR	114497	505003	103702	505108	243097	2,087
5/2011	SW 4	M1 7	TR	114497	505003	103702	510005	246067	332
5/2011	SW 4	M1 7	TR	114497	505003	103702	521014	153852	294
5/2011	SW 4	M1 7	TR	114497	505003	103702	521016	4196	3,443
5/2011	SW 4	M1 7	TR	114497	505003	103702	521116	42078	23
5/2011	SW 4	M1 7	TR	114497	505003	103702	521634	11566	673
5/2011	SW 4	M1 7	TR	114497	505003	103702	521985	278172	6,426
5/2011	SW 4	M1 7	TR	114497	505003	103702	523025	338685	262
5/2011	SW 4	M1 7	TR	114532	505003	103702	505108	243097	4,991
5/2011	SW 4	M1 7	TR	114532	505003	103702	521985	278172	3,238
5/2011	SW 4	M1 7	TR	116003	505003	103702	505038	153808	6,268
5/2011	SW 4	M1 7	TR	116003	505003	103702	521008	11616	24,611

**ANR Pipeline Company  
Transportation Services  
Fuel By Route Analysis**

Reporting Year: January - December 2011  
Production Period: 05/2011

<u>Production Period</u>	<u>Receipt Segment</u>	<u>Delivery Segment</u>	<u>Service Class</u>	<u>Svc Req Contract</u>	<u>Receipt Location</u>	<u>Receipt Loc Prop</u>	<u>Delivery Location</u>	<u>Delivery Loc Prop</u>	<u>Fuel Quantity</u>
5/2011	SW 4	M17	TR	116003	505003	103702	521074	40470	649
5/2011	SW 4	M17	TR	116003	505003	103702	521098	108641	292
5/2011	SW 4	M17	TR	116003	505003	103702	521118	11578	2,150
5/2011	SW 4	M17	TR	116003	505003	103702	521122	11751	1,878
5/2011	SW 4	M17	TR	116003	505003	103702	521124	11562	1,372
5/2011	SW 4	M17	TR	116003	505003	103702	521138	11680	1,496
5/2011	SW 4	M17	TR	116003	505003	103702	521144	11580	63
5/2011	SW 4	M17	TR	116003	505003	103702	521146	11785	3
5/2011	SW 4	M17	TR	116003	505003	103702	521158	11581	1,116
5/2011	SW 4	M17	TR	116003	505003	103702	521670	40468	1,774
5/2011	SW 4	M17	TR	116003	505003	103702	521962	139401	278
5/2011	SW 4	M17	TR	116003	505003	103702	523008	312117	1,703
5/2011	SW 4	M17	TR	117673	505003	103702	505038	153808	20,594
5/2011	SW 4	M17	TR	118145	505003	103702	505038	153808	9,021
5/2011	SW 4	M17	TR	118145	505003	103702	521014	153852	7,405
5/2011	SW 4	M17	TR	118145	505003	103702	521116	42078	7,109
5/2011	SW 4	M17	TR	118145	505003	103702	521962	139401	426
5/2011	SW 4	M17	TR	118191	505003	103702	505038	153808	1,044
5/2011	SW 4	M17	TR	118191	505003	103702	521008	11616	1,633
5/2011	SW 4	M17	TR	118191	505003	103702	521116	42078	28,189
5/2011	SW 4	M17	TR	118191	505003	103702	521634	11566	3,736
5/2011	SW 4	M17	TR	118192	505003	103702	521008	11616	13,134
5/2011	SW 4	M17	TR	118192	505003	103702	521016	4196	727
5/2011	SW 4	M17	TR	118192	505003	103702	521116	42078	9,337
5/2011	SW 4	M17	TR	118192	505003	103702	521142	40477	31
5/2011	SW 4	M17	TR	118192	505003	103702	521622	110850	516
5/2011	SW 4	M17	TR	118192	505003	103702	521634	11566	2,796
5/2011	SW 4	M17	TR	118192	505003	103702	521932	138744	22
5/2011	SW 4	M17	TR	118426	505003	103702	505038	153808	5,539
5/2011	SW 4	M17	TR	118426	505003	103702	505108	243097	297
5/2011	SW 4	M17	TR	118499	505003	103702	521014	153852	2,617
5/2011	SW 4	M17	TR	118499	505003	103702	521116	42078	1,719
5/2011	SW 4	M17	TR	118522	505003	103702	505108	243097	39



**ANR Pipeline Company  
Transportation Services  
Fuel By Route Analysis**

Reporting Year: January - December 2011  
Production Period: 05/2011

Production Period	Receipt Segment	Delivery Segment	Service Class	Svc Req Contract	Receipt Location	Receipt Loc Prop	Delivery Location	Delivery Loc Prop	Fuel Quantity
5/2011	SW 4	MI 7	TR	118522	505003	103702	510005	246067	314
5/2011	SW 4	MI 7	TR	118522	505003	103702	521014	153852	192
5/2011	SW 4	MI 7	TR	118522	505003	103702	521016	4196	1,880
5/2011	SW 4	MI 7	TR	118522	505003	103702	521116	42078	42
5/2011	SW 4	MI 7	TR	118522	505003	103702	521985	278172	1,818
5/2011	SW 4	MI 7	TR	118525	505003	103702	521098	108641	23,442
5/2011	SW 4	MI 7	TR	118528	505003	103702	505017	139249	9,901
5/2011	SW 4	MI 7	TR	118528	505003	103702	521014	153852	23,556
									<b>760,526</b>
5/2011	SW 4	MW 5	TR	106670	505003	103702	521408	12999	43
5/2011	SW 4	MW 5	TR	110899	505003	103702	521656	284918	225
5/2011	SW 4	MW 5	TR	111657	505003	103702	521656	284918	1,205
5/2011	SW 4	MW 5	TR	117062	505003	103702	521408	12999	93
5/2011	SW 4	MW 5	TS	109136	505003	103702	521596	5227	96
5/2011	SW 4	MW 5	TS	109149	505003	103702	505015	139247	238
5/2011	SW 4	MW 5	TS	109149	513042	385402	505015	139247	679
									<b>2,579</b>
5/2011	SW 4	MW 6	TR	1	505003	103702	521420	4602	2,296
5/2011	SW 4	MW 6	TR	200	505003	103702	505013	139241	4,832
5/2011	SW 4	MW 6	TR	700	505003	103702	505014	139246	2,380
5/2011	SW 4	MW 6	TR	19750	505003	103702	521440	4616	2,701
5/2011	SW 4	MW 6	TR	108159	505003	103702	521400	13135	175
5/2011	SW 4	MW 6	TR	108159	505003	103702	521420	4602	11
5/2011	SW 4	MW 6	TR	108409	505003	103702	521482	4741	1,281
5/2011	SW 4	MW 6	TR	108861	505003	103702	521498	4857	772
5/2011	SW 4	MW 6	TR	108986	505003	103702	505005	139233	842
5/2011	SW 4	MW 6	TR	109322	505003	103702	521482	4741	1,736
5/2011	SW 4	MW 6	TR	109576	505003	103702	521400	13135	145
5/2011	SW 4	MW 6	TR	109577	505003	103702	521434	4619	39
5/2011	SW 4	MW 6	TR	109577	505003	103702	521436	4561	247
5/2011	SW 4	MW 6	TR	110109	505003	103702	521482	4741	2,963
5/2011	SW 4	MW 6	TR	110185	505003	103702	505013	139241	1,609

**ANR Pipeline Company  
Transportation Services  
Fuel By Route Analysis**

VASCR351

Reporting Year: January - December 2011  
Production Period: 05/2011

<u>Production Period</u>	<u>Receipt Segment</u>	<u>Delivery Segment</u>	<u>Service Class</u>	<u>Svc Req Contract</u>	<u>Receipt Location</u>	<u>Receipt Loc Prop</u>	<u>Delivery Location</u>	<u>Delivery Loc Prop</u>	<u>Fuel Quantity</u>
5/2011	SW 4	MW 6	TR	110185	505003	103702	521086	103709	747
5/2011	SW 4	MW 6	TR	110185	505003	103702	521470	4738	2,693
5/2011	SW 4	MW 6	TR	110185	505003	103702	521482	4741	912
5/2011	SW 4	MW 6	JR	110291	505003	103702	521438	4614	4,969
5/2011	SW 4	MW 6	TR	110899	505003	103702	521470	4738	246
5/2011	SW 4	MW 6	TR	110970	505003	103702	521426	40183	61
5/2011	SW 4	MW 6	TR	110970	505003	103702	521608	171759	91
5/2011	SW 4	MW 6	TR	110979	505003	103702	521914	40412	6,624
5/2011	SW 4	MW 6	TR	113189	505003	103702	521470	4738	289
5/2011	SW 4	MW 6	TR	113189	505003	103702	521646	261475	41
5/2011	SW 4	MW 6	TR	114497	505003	103702	521470	4738	17
5/2011	SW 4	MW 6	TR	114532	505003	103702	521432	4691	100
5/2011	SW 4	MW 6	TR	114532	505003	103702	521482	4741	445
5/2011	SW 4	MW 6	TR	115815	505003	103702	521438	4614	5,601
5/2011	SW 4	MW 6	TR	117062	505003	103702	521420	4602	30
5/2011	SW 4	MW 6	TR	118528	505003	103702	521400	13135	31
5/2011	SW 4	MW 6	TR	118528	505003	103702	521434	4619	124
5/2011	SW 4	MW 6	TR	118528	505003	103702	521470	4738	10
5/2011	SW 4	MW 6	TR	118534	505003	103702	521400	13135	320
5/2011	SW 4	MW 6	TR	118534	505003	103702	521420	4602	588
5/2011	SW 4	MW 6	TR	118539	505003	103702	521434	4619	2
5/2011	SW 4	MW 6	TR	118539	505003	103702	521482	4741	195
5/2011	SW 4	MW 6	TS	109137	505003	103702	521492	4604	237
5/2011	SW 4	MW 6	TS	109142	505003	103702	521526	3969	86
5/2011	SW 4	MW 6	TS	109143	505003	103702	521430	40195	511
5/2011	SW 4	MW 6	TS	109146	505003	103702	521496	4689	109
5/2011	SW 4	MW 6	TS	109150	505003	103702	505029	139367	2,035
5/2011	SW 4	MW 6	TS	109150	513042	385402	505029	139367	2,351
5/2011	SW 4	MW 6	TS	109155	505003	103702	521498	4857	189
5/2011	SW 4	MW 6	TS	109161	505003	103702	521598	4564	112
5/2011	SW 4	MW 6	TS	109162	505003	103702	521504	4856	35
5/2011	SW 4	MW 6	TS	109163	505003	103702	521502	4747	64
5/2011	SW 4	MW 6	TS	109169	505003	103702	521418	12991	305

**ANR Pipeline Company  
Transportation Services  
Fuel By Route Analysis**

Reporting Year: *January - December 2011*  
Production Period: *05/2011*

<u>Production Period</u>	<u>Receipt Segment</u>	<u>Delivery Segment</u>	<u>Service Class</u>	<u>Svc Req Contract</u>	<u>Receipt Location</u>	<u>Receipt Loc Prop</u>	<u>Delivery Location</u>	<u>Delivery Loc Prop</u>	<u>Fuel Quantity</u>
5/2011	SW 4	MW 6	TS	109170	505003	103702	521494	4605	129
5/2011	SW 4	MW 6	TS	109171	505003	103702	521428	40193	497
5/2011	SW 4	MW 6	TS	109198	505003	103702	521426	40183	256
5/2011	SW 4	MW 6	TS	109199	505003	103702	521500	4693	76
5/2011	SW 4	MW 6	TS	110863	505003	103702	521608	171759	840
	<b>Segment</b>								<b>53,997</b>
5/2011	SW 4	SW 1	TR	118088	505003	103702	523061	737783	62
	<b>Segment</b>								<b>62</b>
5/2011	SW 4	SW 3	TR	102083	505003	103702	521070	221448	6
5/2011	SW 4	SW 3	TR	114087	505003	103702	522132	153896	350
	<b>Segment</b>								<b>356</b>
5/2011	SW 4	SW 4	TR	106670	505003	103702	521040	234898	30
5/2011	SW 4	SW 4	TR	107793	505003	103702	521020	34887	305
5/2011	SW 4	SW 4	TR	108545	505003	103702	521664	174769	8
5/2011	SW 4	SW 4	TR	115706	510034	187481	521642	237023	425
	<b>Segment</b>								<b>768</b>
5/2011	SW 4	SW 5	TR	80540	510034	187481	522116	278352	248
	<b>Segment</b>								<b>248</b>
5/2011	SW 4	W17	TR	5450	505003	103702	505026	139258	2,573
5/2011	SW 4	W17	TR	104404	505003	103702	521314	28661	10,491
5/2011	SW 4	W17	TR	106460	505003	103702	505021	139253	16,081
5/2011	SW 4	W17	TR	108181	505003	103702	523032	384134	11,660
5/2011	SW 4	W17	TR	108268	505003	103702	505016	139248	15,097
5/2011	SW 4	W17	TR	108863	505003	103702	521392	28730	588
5/2011	SW 4	W17	TR	109665	505003	103702	521370	28788	248
5/2011	SW 4	W17	TR	109975	505003	103702	521172	28846	274
5/2011	SW 4	W17	TR	109975	505003	103702	521250	28841	149
5/2011	SW 4	W17	TR	109975	505003	103702	521784	28720	96
5/2011	SW 4	W17	TR	109975	505003	103702	523034	384136	14,543
5/2011	SW 4	W17	TR	110902	505003	103702	523035	387791	2,197
5/2011	SW 4	W17	TR	110956	505003	103702	523034	384136	519

**ANR Pipeline Company  
Transportation Services  
Fuel By Route Analysis**

Reporting Year: January - December 2011  
Production Period: 05/2011

<u>Production Period</u>	<u>Receipt Segment</u>	<u>Delivery Segment</u>	<u>Service Class</u>	<u>Sve Req Contract</u>	<u>Receipt Location</u>	<u>Receipt Loc Prop</u>	<u>Delivery Location</u>	<u>Delivery Loc Prop</u>	<u>Fuel Quantity</u>
5/2011	SW 4	W1 7	TR	110970	505003	103702	521784	28720	139
5/2011	SW 4	W1 7	TR	110979	505003	103702	523034	384136	1,654
5/2011	SW 4	W1 7	TR	112923	505003	103702	521172	28846	5,146
5/2011	SW 4	W1 7	TR	112924	505003	103702	505024	139256	2,681
5/2011	SW 4	W1 7	TR	113116	505003	103702	521034	183670	4,123
5/2011	SW 4	W1 7	TR	113189	505003	103702	523034	384136	1,168
5/2011	SW 4	W1 7	TR	113372	505003	103702	523034	384136	245
5/2011	SW 4	W1 7	TR	114497	505003	103702	521172	28846	308
5/2011	SW 4	W1 7	TR	114497	505003	103702	521246	28844	182
5/2011	SW 4	W1 7	TR	114497	505003	103702	521266	28702	70
5/2011	SW 4	W1 7	TR	114497	505003	103702	521314	28661	2,796
5/2011	SW 4	W1 7	TR	114497	505003	103702	521676	100052	17
5/2011	SW 4	W1 7	TR	114497	505003	103702	523034	384136	3,829
5/2011	SW 4	W1 7	TR	114497	505003	103702	523035	387791	1,587
5/2011	SW 4	W1 7	TR	114532	505003	103702	521012	40226	492
5/2011	SW 4	W1 7	TR	114532	505003	103702	521034	183670	3,700
5/2011	SW 4	W1 7	TR	114532	505003	103702	521168	28834	47
5/2011	SW 4	W1 7	TR	114532	505003	103702	521172	28846	1,929
5/2011	SW 4	W1 7	TR	114532	505003	103702	521174	28778	375
5/2011	SW 4	W1 7	TR	114532	505003	103702	521178	28883	580
5/2011	SW 4	W1 7	TR	114532	505003	103702	521186	42139	423
5/2011	SW 4	W1 7	TR	114532	505003	103702	521196	28771	967
5/2011	SW 4	W1 7	TR	114532	505003	103702	521204	28672	92
5/2011	SW 4	W1 7	TR	114532	505003	103702	521218	28865	16
5/2011	SW 4	W1 7	TR	114532	505003	103702	521226	28881	5
5/2011	SW 4	W1 7	TR	114532	505003	103702	521240	28759	558
5/2011	SW 4	W1 7	TR	114532	505003	103702	521242	139405	7
5/2011	SW 4	W1 7	TR	114532	505003	103702	521246	28844	844
5/2011	SW 4	W1 7	TR	114532	505003	103702	521250	28841	93
5/2011	SW 4	W1 7	TR	114532	505003	103702	521262	36868	222
5/2011	SW 4	W1 7	TR	114532	505003	103702	521266	28702	708
5/2011	SW 4	W1 7	TR	114532	505003	103702	521298	28736	84
5/2011	SW 4	W1 7	TR	114532	505003	103702	521314	28661	1,681

**ANR Pipeline Company  
Transportation Services  
Fuel By Route Analysis**

Reporting Year: January - December 2011  
Production Period: 05/2011

Production Period	Receipt Segment	Delivery Segment	Service Class	Svc Req Contract	Receipt Location	Receipt Loc Prop	Delivery Location	Delivery Loc Prop	Fuel Quantity
5/2011	SW 4	W17	TR	114532	505003	103702	521324	28794	73
5/2011	SW 4	W17	TR	114532	505003	103702	521350	28660	307
5/2011	SW 4	W17	TR	114532	505003	103702	521374	28662	76
5/2011	SW 4	W17	TR	114532	505003	103702	521676	100052	406
5/2011	SW 4	W17	TR	114532	505003	103702	521784	28720	427
5/2011	SW 4	W17	TR	114532	505003	103702	521814	36934	716
5/2011	SW 4	W17	TR	115269	505003	103702	505437	395744	40,656
5/2011	SW 4	W17	TR	117754	505003	103702	521316	28831	1,052
5/2011	SW 4	W17	TR	118191	505003	103702	523032	384134	4,196
5/2011	SW 4	W17	TR	118192	505003	103702	523032	384134	1,299
5/2011	SW 4	W17	TR	118426	505003	103702	521266	28702	2,376
5/2011	SW 4	W17	TR	118426	505003	103702	523035	387791	347
5/2011	SW 4	W17	TR	118522	505003	103702	521172	28846	210
5/2011	SW 4	W17	TR	118522	505003	103702	521314	28661	82
5/2011	SW 4	W17	TR	118522	505003	103702	523034	384136	2,681
5/2011	SW 4	W17	TR	118522	505003	103702	523035	387791	25
5/2011	SW 4	W17	TS	108864	505003	103702	521392	28730	1,417
5/2011	SW 4	W17	TS	108872	505003	103702	521396	150407	239
<b>Segment</b>									
5/2011	W17	ME 3	TR	113120	510006	28808	520027	295956	104
5/2011	W17	ME 3	TR	113120	510006	28808	521534	138745	248
<b>Segment</b>									
5/2011	W17	MI 7	TR	106211	510033	28873	505038	153808	352
5/2011	W17	MI 7	TR	107879	510033	28873	505038	153808	1,116
5/2011	W17	MI 7	TR	107895	510033	28873	505038	153808	899
5/2011	W17	MI 7	TR	108246	521262	36868	505038	153808	11
5/2011	W17	MI 7	TR	109713	510041	11661	505038	153808	62
5/2011	W17	MI 7	TR	110899	510041	11661	505038	153808	12,589
5/2011	W17	MI 7	TR	110899	510041	11661	505038	153808	51
5/2011	W17	MI 7	TR	110899	510041	11661	521008	11616	44
5/2011	W17	MI 7	TR	110899	510041	11661	521116	42078	6
5/2011	W17	MI 7	TR	110899	510041	11661	521670	40468	9
5/2011	W17	MI 7	TR	110903	510006	28808	505038	153808	1,127

**ANR Pipeline Company  
Transportation Services  
Fuel By Route Analysis**

Reporting Year: *January - December 2011*  
Production Period: *05/2011*

<u>Production Period</u>	<u>Receipt Segment</u>	<u>Delivery Segment</u>	<u>Service Class</u>	<u>Svc Req Contract</u>	<u>Receipt Location</u>	<u>Receipt Loc Prop</u>	<u>Delivery Location</u>	<u>Delivery Loc Prop</u>	<u>Fuel Quantity</u>
5/2011	W17	M17	TR	111456	510033	28873	505038	153808	121
5/2011	W17	M17	TR	111456	510033	28873	505108	243097	17
5/2011	W17	M17	TR	111456	510033	28873	521116	42078	17
5/2011	W17	M17	TR	111456	510033	28873	521634	11566	239
5/2011	W17	M17	TR	111456	510033	28873	521690	40892	357
5/2011	W17	M17	TR	111481	510006	28808	505038	153808	87
5/2011	W17	M17	TR	111910	510041	11661	521008	11616	290
5/2011	W17	M17	TR	111910	510041	11661	521098	108641	1,034
5/2011	W17	M17	TR	112059	510041	11661	521098	108641	1,025
5/2011	W17	M17	TR	112165	510041	11661	521634	11566	2,755
5/2011	W17	M17	TR	112565	523032	384134	505038	153808	83
5/2011	W17	M17	TR	112835	510006	28808	505038	153808	2,425
5/2011	W17	M17	TR	112835	510006	28808	521030	282436	787
5/2011	W17	M17	TR	112835	510006	28808	521634	11566	1
5/2011	W17	M17	TR	112835	510006	28808	521985	278172	299
5/2011	W17	M17	TR	112835	510006	28808	523008	312117	245
5/2011	W17	M17	TR	113025	510041	11661	505038	153808	18
5/2011	W17	M17	TR	113025	510041	11661	521008	11616	212
5/2011	W17	M17	TR	113025	510041	11661	521118	11578	16
5/2011	W17	M17	TR	113025	510041	11661	521122	11751	8
5/2011	W17	M17	TR	113025	510041	11661	521124	11562	5
5/2011	W17	M17	TR	113025	510041	11661	521138	11680	1
5/2011	W17	M17	TR	113025	510041	11661	521142	40477	5
5/2011	W17	M17	TR	113025	510041	11661	521144	11580	12
5/2011	W17	M17	TR	113025	510041	11661	521146	11785	15
5/2011	W17	M17	TR	113025	510041	11661	521162	11748	17
5/2011	W17	M17	TR	113025	510041	11661	521670	40468	18
5/2011	W17	M17	TR	113025	510041	11661	523052	467243	14
5/2011	W17	M17	TR	113026	510006	28808	521008	11616	109
5/2011	W17	M17	TR	113026	510006	28808	521014	153852	113
5/2011	W17	M17	TR	113026	510006	28808	521074	40470	827
5/2011	W17	M17	TR	113026	510006	28808	521098	108641	204
5/2011	W17	M17	TR	113026	510006	28808	521116	42078	288

**ANR Pipeline Company  
Transportation Services  
Fuel By Route Analysis**

Reporting Year: *January - December 2011*  
Production Period: *05/2011*

<u>Production Period</u>	<u>Receipt Segment</u>	<u>Delivery Segment</u>	<u>Service Class</u>	<u>Svc Req Contract</u>	<u>Receipt Location</u>	<u>Receipt Loc Prop</u>	<u>Delivery Location</u>	<u>Delivery Loc Prop</u>	<u>Fuel Quantity</u>
5/2011	W17	M17	TR	113026	510006	28808	521120	11795	31
5/2011	W17	M17	TR	113026	510006	28808	521122	11751	124
5/2011	W17	M17	TR	113026	510006	28808	521140	11749	31
5/2011	W17	M17	TR	113026	510006	28808	521142	40477	395
5/2011	W17	M17	TR	113026	510006	28808	521144	11580	239
5/2011	W17	M17	TR	113026	510006	28808	521146	11785	135
5/2011	W17	M17	TR	113026	510006	28808	521152	11589	197
5/2011	W17	M17	TR	113026	510006	28808	521154	11574	62
5/2011	W17	M17	TR	113026	510006	28808	521156	11572	218
5/2011	W17	M17	TR	113026	510006	28808	521162	11748	89
5/2011	W17	M17	TR	113026	510006	28808	521564	40185	31
5/2011	W17	M17	TR	113026	510006	28808	521634	11566	348
5/2011	W17	M17	TR	113026	510006	28808	521670	40468	861
5/2011	W17	M17	TR	113026	510006	28808	521678	140834	713
5/2011	W17	M17	TR	113026	510006	28808	521962	139401	12
5/2011	W17	M17	TR	113026	510033	28873	505038	153808	59
5/2011	W17	M17	TR	113026	510033	28873	521008	11616	20
5/2011	W17	M17	TR	113026	510033	28873	521014	153852	272
5/2011	W17	M17	TR	113026	510033	28873	521074	40470	93
5/2011	W17	M17	TR	113026	510033	28873	521098	108641	26
5/2011	W17	M17	TR	113026	510033	28873	521118	11578	124
5/2011	W17	M17	TR	113026	510033	28873	521142	40477	93
5/2011	W17	M17	TR	113026	510033	28873	521144	11580	93
5/2011	W17	M17	TR	113026	510033	28873	521146	11785	186
5/2011	W17	M17	TR	113026	510033	28873	521152	11589	4
5/2011	W17	M17	TR	113026	510033	28873	521162	11748	20
5/2011	W17	M17	TR	113026	510033	28873	521634	11566	8
5/2011	W17	M17	TR	113026	510033	28873	521670	40468	320
5/2011	W17	M17	TR	113026	510033	28873	521678	140834	1,216
5/2011	W17	M17	TR	113026	510033	28873	521962	139401	17
5/2011	W17	M17	TR	113026	510033	28873	523052	467243	134
5/2011	W17	M17	TR	113026	510041	11661	505038	153808	36
5/2011	W17	M17	TR	113026	510041	11661	521008	11616	79

**ANR Pipeline Company  
Transportation Services  
Fuel By Route Analysis**

Reporting Year: *January - December 2011*  
Production Period: 05/2011

<u>Production Period</u>	<u>Receipt Segment</u>	<u>Delivery Segment</u>	<u>Service Class</u>	<u>Svc Req Contract</u>	<u>Receipt Location</u>	<u>Receipt Loc Prop</u>	<u>Delivery Location</u>	<u>Delivery Loc Prop</u>	<u>Fuel Quantity</u>
5/2011	W17	M17	TR	113026	510041	11661	521014	153852	106
5/2011	W17	M17	TR	113026	510041	11661	521116	42078	212
5/2011	W17	M17	TR	113026	510041	11661	521162	11748	8
5/2011	W17	M17	TR	113026	510041	11661	521634	11566	64
5/2011	W17	M17	TR	113029	510041	11661	505038	153808	12
5/2011	W17	M17	TR	113029	510041	11661	521008	11616	634
5/2011	W17	M17	TR	113029	510041	11661	521098	108641	1,467
5/2011	W17	M17	TR	113029	510041	11661	521116	42078	159
5/2011	W17	M17	TR	113029	510041	11661	521962	139401	108
5/2011	W17	M17	TR	113120	510006	28808	505038	153808	2,655
5/2011	W17	M17	TR	113120	510006	28808	505108	243097	91
5/2011	W17	M17	TR	113120	510006	28808	521030	282436	602
5/2011	W17	M17	TR	113120	510006	28808	521116	42078	129
5/2011	W17	M17	TR	113120	510006	28808	521690	40892	53
5/2011	W17	M17	TR	113120	510006	28808	521985	278172	225
5/2011	W17	M17	TR	113120	510006	28808	523008	312117	220
5/2011	W17	M17	TR	113239	510006	28808	505038	153808	279
5/2011	W17	M17	TR	114132	510006	28808	505038	153808	46
5/2011	W17	M17	TR	115070	510033	28873	505038	153808	70
5/2011	W17	M17	TR	115823	510006	28808	521008	11616	2,947
5/2011	W17	M17	TR	115823	510041	11661	505038	153808	29
5/2011	W17	M17	TR	115823	510041	11661	521008	11616	534
5/2011	W17	M17	TR	115823	510041	11661	521116	42078	26
5/2011	W17	M17	TR	115828	510006	28808	521008	11616	465
5/2011	W17	M17	TR	115828	510041	11661	505038	153808	122
5/2011	W17	M17	TR	115828	510041	11661	521008	11616	2,804
5/2011	W17	M17	TR	115828	510041	11661	521116	42078	9
5/2011	W17	M17	TR	115828	510041	11661	521634	11566	60
5/2011	W17	M17	TR	115828	510041	11661	521962	139401	17
5/2011	W17	M17	TR	115828	510041	11661	523008	312117	323
5/2011	W17	M17	TR	116003	510041	11661	505038	153808	21
5/2011	W17	M17	TR	116003	510041	11661	521008	11616	89
5/2011	W17	M17	TR	116003	510041	11661	523008	312117	134



**ANR Pipeline Company  
Transportation Services  
Fuel By Route Analysis**

Reporting Year: January - December 2011  
Production Period: 05/2011

<u>Production Period</u>	<u>Receipt Segment</u>	<u>Delivery Segment</u>	<u>Service Class</u>	<u>Svc Req Contract</u>	<u>Receipt Location</u>	<u>Receipt Loc Prop</u>	<u>Delivery Location</u>	<u>Delivery Loc Prop</u>	<u>Fuel Quantity</u>
5/2011	W17	M17	TR	116344	510033	28873	505033	139382	564
5/2011	W17	M17	TR	116344	510033	28873	505037	139395	7,127
5/2011	W17	M17	TR	117338	510006	28808	505038	153808	60
5/2011	W17	M17	TR	117338	521262	36868	505038	153808	30
5/2011	W17	M17	TR	117727	510033	28873	505108	243097	32
5/2011	W17	M17	TR	117727	510033	28873	510005	246067	30
5/2011	W17	M17	TR	117727	510033	28873	521985	278172	46
5/2011	W17	M17	TR	117727	510041	11661	505108	243097	30
5/2011	W17	M17	TR	118281	510033	28873	505038	153808	161
5/2011	W17	M17	TR	118281	510033	28873	505108	243097	1,546
5/2011	W17	M17	TR	118281	510033	28873	521690	40892	128
5/2011	W17	M17	TR	118281	510033	28873	523025	338685	41
5/2011	W17	M17	TR	118396	510006	28808	505038	153808	42
5/2011	W17	M17	TR	118396	510006	28808	521116	42078	2,197
5/2011	W17	M17	TR	118427	510006	28808	505038	153808	285
5/2011	W17	M17	TR	118427	510006	28808	505415	384818	100
5/2011	W17	M17	TR	118427	510006	28808	521690	40892	565
5/2011	W17	M17	TR	118427	510006	28808	523008	312117	84
5/2011	W17	M17	TR	118427	521266	28702	505038	153808	5
5/2011	W17	M17	TR	118427	521266	28702	505415	384818	45
5/2011	W17	M17	TR	118427	521266	28702	521690	40892	250
5/2011	W17	M17	TR	118427	521266	28702	523008	312117	100
5/2011	W17	M17	TR	118428	510006	28808	505038	153808	56
5/2011	W17	M17	TR	118428	510006	28808	505415	384818	244
5/2011	W17	M17	TR	118428	510006	28808	521690	40892	437
5/2011	W17	M17	TR	118428	510006	28808	523008	312117	3
5/2011	W17	M17	TR	118429	510006	28808	505038	153808	8
5/2011	W17	M17	TR	118429	510006	28808	521690	40892	114
5/2011	W17	M17	TR	118520	510033	28873	505108	243097	280
5/2011	W17	M17	TR	118520	510033	28873	510005	246067	22
5/2011	W17	M17	TR	118520	510033	28873	521016	4196	76
5/2011	W17	M17	TR	118520	510033	28873	521985	278172	39
5/2011	W17	M17	TR	118521	510033	28873	505108	243097	65

## ANR Pipeline Company Transportation Services Fuel By Route Analysis

Reporting Year: *January - December 2011*  
 Production Period: **05/2011**

<u>Production Period</u>	<u>Receipt Segment</u>	<u>Delivery Segment</u>	<u>Service Class</u>	<u>Svc Req Contract</u>	<u>Receipt Location</u>	<u>Receipt Loe Prop</u>	<u>Delivery Location</u>	<u>Delivery Loe Prop</u>	<u>Fuel Quantity</u>
5/2011	W17	M17	TR	118521	510033	28873	510005	246067	31
5/2011	W17	M17	TR	118521	510033	28873	521016	4196	54
5/2011	W17	M17	TR	118521	510033	28873	521985	278172	32
5/2011	W17	M17	TR	118521	510041	11661	505108	243097	12
5/2011	W17	M17	TR	118521	510041	11661	510005	246067	1
5/2011	W17	M17	TR	118528	510033	28873	521014	153852	2
5/2011	W17	M17	TR	118533	510041	11661	505038	153808	676
5/2011	W17	M17	TR	118533	510041	11661	505108	243097	8
5/2011	W17	M17	TR	118533	510041	11661	521074	40470	315
5/2011	W17	M17	TR	118533	510041	11661	521116	42078	97
5/2011	W17	M17	TR	118533	510041	11661	521118	11578	84
5/2011	W17	M17	TR	118533	510041	11661	521138	11680	692
5/2011	W17	M17	TR	118533	510041	11661	521160	11590	253
5/2011	W17	M17	TR	118533	510041	11661	521670	40468	189
5/2011	W17	M17	TR	118533	510041	11661	521948	4492	352
5/2011	W17	M17	TR	118533	510041	11661	521962	139401	21
5/2011	W17	M17	TR	118535	510006	28808	505038	153808	20
5/2011	W17	M17	TR	118535	510006	28808	521116	42078	362
5/2011	W17	M17	TR	118535	510006	28808	521156	11572	30
5/2011	W17	M17	TR	118535	510033	28873	521116	42078	54
5/2011	W17	M17	TR	118535	510033	28873	521156	11572	4
5/2011	W17	M17	TR	118540	510041	11661	521116	42078	1,522
5/2011	W17	M17	TR	118540	510041	11661	521634	11566	3,530
5/2011	W17	M17	TR	118546	510006	28808	505038	153808	463
5/2011	W17	M17	TR	118546	510006	28808	505108	243097	164
5/2011	W17	M17	TR	118546	510006	28808	505415	384818	4
5/2011	W17	M17	TR	118546	510006	28808	521690	40892	1,662
5/2011	W17	M17	TR	118546	510006	28808	523008	312117	241
5/2011	W17	M17	TR	118548	510006	28808	505108	243097	108
5/2011	W17	M17	TR	118548	510033	28873	505038	153808	28
5/2011	W17	M17	TR	118549	510041	11661	505038	153808	828
5/2011	W17	M17	TR	118549	510041	11661	521030	282436	92
5/2011	W17	M17	TR	118549	510041	11661	521634	11566	147

**ANR Pipeline Company  
Transportation Services  
Fuel By Route Analysis**

Reporting Year: *January - December 2011*  
Production Period: *05/2011*

<u>Production Period</u>	<u>Receipt Segment</u>	<u>Delivery Segment</u>	<u>Service Class</u>	<u>Svc Req Contract</u>	<u>Receipt Location</u>	<u>Receipt Loc Prop</u>	<u>Delivery Location</u>	<u>Delivery Loc Prop</u>	<u>Fuel Quantity</u>
5/2011	W17	M17	TR	118549	510041	11661	523008	312117	77
5/2011	W17	M17	TR	118582	510006	28808	505038	153808	95
5/2011	W17	M17	TR	118582	510006	28808	521116	42078	31
5/2011	W17	M17	TS	106539	521172	28846	505038	153808	9
5/2011	W17	M17	TS	106539	521250	28841	505038	153808	15
5/2011	W17	M17	TS	106539	521784	28720	505038	153808	28
<b>Segment</b>									
5/2011	W17	W17	TR	106454	510006	28808	505021	139253	1,423
5/2011	W17	W17	TR	106454	510006	28808	523034	384136	124
5/2011	W17	W17	TR	107879	510033	28873	505023	139255	1,550
5/2011	W17	W17	TR	107892	510033	28873	521676	100052	160
5/2011	W17	W17	TR	107895	510033	28873	505024	139256	70
5/2011	W17	W17	TR	107899	510033	28873	521676	100052	194
5/2011	W17	W17	TR	108246	510006	28808	523034	384136	25
5/2011	W17	W17	TR	108246	521262	36868	523034	384136	66
5/2011	W17	W17	TR	109212	510033	28873	521168	28834	35
5/2011	W17	W17	TR	109610	510033	28873	521392	28730	62
5/2011	W17	W17	TR	109893	510033	28873	521676	100052	72
5/2011	W17	W17	TR	109893	510033	28873	523034	384136	21
5/2011	W17	W17	TR	109974	510006	28808	523034	384136	36
5/2011	W17	W17	TR	109974	510033	28873	523034	384136	656
5/2011	W17	W17	TR	109974	521784	28720	521250	28841	3
5/2011	W17	W17	TR	109974	521786	28798	521784	28720	8
5/2011	W17	W17	TR	109974	523034	384136	521172	28846	8
5/2011	W17	W17	TR	110204	510041	11661	521012	40226	31
5/2011	W17	W17	TR	110902	510006	28808	521012	40226	8
5/2011	W17	W17	TR	110902	510006	28808	521172	28846	26
5/2011	W17	W17	TR	110902	510006	28808	521178	28883	7
5/2011	W17	W17	TR	110902	510006	28808	521196	28771	14
5/2011	W17	W17	TR	110902	510006	28808	521240	28759	6
5/2011	W17	W17	TR	110902	510006	28808	521246	28844	6
5/2011	W17	W17	TR	110902	510006	28808	521314	28661	17
5/2011	W17	W17	TR	110902	510006	28808	521350	28660	4

**ANR Pipeline Company  
Transportation Services  
Fuel By Route Analysis**

Reporting Year: January - December 2011  
Production Period: 05/2011

<u>Production Period</u>	<u>Receipt Segment</u>	<u>Delivery Segment</u>	<u>Service Class</u>	<u>Svc Req Contract</u>	<u>Receipt Location</u>	<u>Receipt Loc Prop</u>	<u>Delivery Location</u>	<u>Delivery Loc Prop</u>	<u>Fuel Quantity</u>
5/2011	W17	W17	TR	110902	510006	28808	521676	100052	7
5/2011	W17	W17	TR	110902	510006	28808	521784	28720	8
5/2011	W17	W17	TR	110902	510006	28808	521814	36934	5
5/2011	W17	W17	TR	110902	510006	28808	523035	387791	82
5/2011	W17	W17	TR	110903	510006	28808	505025	139257	54
5/2011	W17	W17	TR	111000	510033	28873	521794	28870	62
5/2011	W17	W17	TR	111061	510033	28873	521172	28846	12
5/2011	W17	W17	TR	111061	510033	28873	521330	28761	513
5/2011	W17	W17	TR	111067	510033	28873	521172	28846	124
5/2011	W17	W17	TR	111284	510033	28873	505024	139256	31
5/2011	W17	W17	IR	111730	523034	384136	521250	28841	16
5/2011	W17	W17	TR	111730	523034	384136	521784	28720	49
5/2011	W17	W17	TR	111972	510041	11661	521012	40226	217
5/2011	W17	W17	TR	112846	510033	28873	521266	28702	124
5/2011	W17	W17	TR	112923	510033	28873	505023	139255	606
5/2011	W17	W17	TR	112924	510033	28873	521676	100052	150
5/2011	W17	W17	TR	112958	510033	28873	521314	28661	11
5/2011	W17	W17	TR	112958	510033	28873	523047	444972	268
5/2011	W17	W17	TR	113025	510041	11661	521314	28661	183
5/2011	W17	W17	TR	113025	510041	11661	521676	100052	17
5/2011	W17	W17	TR	113026	510033	28873	521012	40226	33
5/2011	W17	W17	IR	113026	510033	28873	521168	28834	16
5/2011	W17	W17	TR	113026	510033	28873	521172	28846	32
5/2011	W17	W17	TR	113026	510033	28873	521180	28875	25
5/2011	W17	W17	TR	113026	510033	28873	521200	28679	31
5/2011	W17	W17	TR	113026	510033	28873	521208	28780	29
5/2011	W17	W17	TR	113026	510033	28873	521212	28882	31
5/2011	W17	W17	TR	113026	510033	28873	521214	40197	1
5/2011	W17	W17	TR	113026	510033	28873	521230	28819	30
5/2011	W17	W17	TR	113026	510033	28873	521240	28759	6
5/2011	W17	W17	TR	113026	510033	28873	521266	28702	14
5/2011	W17	W17	TR	113026	510033	28873	521298	28736	5
5/2011	W17	W17	TR	113026	510033	28873	521314	28661	1,068

**ANR Pipeline Company  
Transportation Services  
Fuel By Route Analysis**

Reporting Year: *January - December 2011*  
Production Period: *05/2011*

<u>Production Period</u>	<u>Receipt Segment</u>	<u>Delivery Segment</u>	<u>Service Class</u>	<u>Svc Req Contract</u>	<u>Receipt Location</u>	<u>Receipt Loc Prop</u>	<u>Delivery Location</u>	<u>Delivery Loc Prop</u>	<u>Fuel Quantity</u>
5/2011	W17	W17	TR	113026	510033	28873	521330	28761	24
5/2011	W17	W17	TR	113026	510033	28873	521350	28660	61
5/2011	W17	W17	TR	113026	510033	28873	521374	28662	8
5/2011	W17	W17	TR	113026	510033	28873	521784	28720	9
5/2011	W17	W17	TR	113026	510033	28873	521786	28798	17
5/2011	W17	W17	TR	113026	510033	28873	521812	40304	31
5/2011	W17	W17	TR	113026	510033	28873	521814	36934	16
5/2011	W17	W17	TR	113116	510006	28808	521034	183670	651
5/2011	W17	W17	TR	113116	510041	11661	521034	183670	1,953
5/2011	W17	W17	TR	113120	510006	28808	521256	174788	86
5/2011	W17	W17	TR	113120	510006	28808	523034	384136	77
5/2011	W17	W17	TR	113877	510041	11661	521196	28771	38
5/2011	W17	W17	TR	113878	510041	11661	521178	28883	40
5/2011	W17	W17	TR	113880	510041	11661	521350	28660	35
5/2011	W17	W17	TR	113884	510041	11661	521262	36868	6
5/2011	W17	W17	TR	113884	510041	11661	521266	28702	10
5/2011	W17	W17	TR	113884	510041	11661	521350	28660	6
5/2011	W17	W17	TR	113884	510041	11661	523034	384136	5
5/2011	W17	W17	TR	113904	510041	11661	521266	28702	7
5/2011	W17	W17	TR	113915	510041	11661	521196	28771	21
5/2011	W17	W17	TR	113922	510041	11661	521172	28846	45
5/2011	W17	W17	TR	113922	510041	11661	521262	36868	4
5/2011	W17	W17	TR	113922	510041	11661	521374	28662	25
5/2011	W17	W17	TR	113930	510041	11661	521186	42139	35
5/2011	W17	W17	TR	113932	510041	11661	521174	28778	13
5/2011	W17	W17	TR	113937	510041	11661	521174	28778	20
5/2011	W17	W17	TR	113940	510041	11661	521314	28661	35
5/2011	W17	W17	TR	113945	510041	11661	521172	28846	23
5/2011	W17	W17	TR	113963	510041	11661	521336	28738	5
5/2011	W17	W17	TR	113966	510041	11661	521172	28846	8
5/2011	W17	W17	TR	113975	510041	11661	521370	28788	46
5/2011	W17	W17	TR	113985	510041	11661	521300	28739	16
5/2011	W17	W17	TR	113987	510041	11661	521172	28846	22

**ANR Pipeline Company  
Transportation Services  
Fuel By Route Analysis**

Reporting Year: *January - December 2011*  
Production Period: **05/2011**

<u>Production Period</u>	<u>Receipt Segment</u>	<u>Delivery Segment</u>	<u>Service Class</u>	<u>Svc Req Contract</u>	<u>Receipt Location</u>	<u>Receipt Loc Prop</u>	<u>Delivery Location</u>	<u>Delivery Loc Prop</u>	<u>Fuel Quantity</u>
5/2011	W17	W17	TR	113987	510041	11661	521178	28883	2
5/2011	W17	W17	TR	113987	510041	11661	521202	28682	21
5/2011	W17	W17	TR	113987	510041	11661	521204	28672	28
5/2011	W17	W17	TR	113987	510041	11661	521210	28828	3
5/2011	W17	W17	TR	113987	510041	11661	521214	40197	13
5/2011	W17	W17	TR	113987	510041	11661	521218	28865	46
5/2011	W17	W17	TR	113987	510041	11661	521222	28765	4
5/2011	W17	W17	TR	113987	510041	11661	521226	28881	28
5/2011	W17	W17	TR	113987	510041	11661	521240	28759	15
5/2011	W17	W17	TR	113987	510041	11661	521242	139405	24
5/2011	W17	W17	TR	113987	510041	11661	521246	28844	6
5/2011	W17	W17	TR	113987	510041	11661	521262	36868	2
5/2011	W17	W17	TR	113987	510041	11661	521266	28702	3
5/2011	W17	W17	TR	113987	510041	11661	521268	40497	24
5/2011	W17	W17	TR	113987	510041	11661	521270	28676	27
5/2011	W17	W17	TR	113987	510041	11661	521298	28736	2
5/2011	W17	W17	TR	113987	510041	11661	521314	28661	4
5/2011	W17	W17	TR	113987	510041	11661	521316	28831	36
5/2011	W17	W17	TR	113987	510041	11661	521318	28829	5
5/2011	W17	W17	TR	113987	510041	11661	521344	28734	27
5/2011	W17	W17	TR	113987	510041	11661	521350	28660	4
5/2011	W17	W17	TR	113987	510041	11661	521374	28662	17
5/2011	W17	W17	TR	113987	510041	11661	521376	139403	2
5/2011	W17	W17	TR	113987	510041	11661	521676	100052	13
5/2011	W17	W17	TR	113987	510041	11661	521814	36934	27
5/2011	W17	W17	TR	113987	510041	11661	523034	384136	6
5/2011	W17	W17	TR	113987	510041	11661	523047	444972	5
5/2011	W17	W17	TR	113988	510041	11661	521298	28736	38
5/2011	W17	W17	TR	113992	510041	11661	521172	28846	1
5/2011	W17	W17	TR	113994	510041	11661	521784	28720	30
5/2011	W17	W17	TR	113998	510041	11661	521200	28679	16
5/2011	W17	W17	TR	113999	510041	11661	521230	28819	27
5/2011	W17	W17	TR	114000	510041	11661	521174	28778	90

**ANR Pipeline Company  
Transportation Services  
Fuel By Route Analysis**

Reporting Year: *January - December 2011*  
Production Period: **05/2011**

<u>Production Period</u>	<u>Receipt Segment</u>	<u>Delivery Segment</u>	<u>Service Class</u>	<u>Svc Req Contract</u>	<u>Receipt Location</u>	<u>Receipt Loc Prop</u>	<u>Delivery Location</u>	<u>Delivery Loc Prop</u>	<u>Fuel Quantity</u>
5/2011	W17	W17	TR	114003	510041	11661	521238	28836	25
5/2011	W17	W17	TR	114004	510041	11661	521012	40226	35
5/2011	W17	W17	TR	114005	510041	11661	521676	100052	71
5/2011	W17	W17	TR	114006	510041	11661	521190	28825	31
5/2011	W17	W17	TR	114007	510041	11661	521172	28846	10
5/2011	W17	W17	TR	114007	510041	11661	521246	28844	4
5/2011	W17	W17	TR	114007	510041	11661	521262	36868	2
5/2011	W17	W17	TR	114007	510041	11661	521298	28736	2
5/2011	W17	W17	TR	114007	510041	11661	521784	28720	15
5/2011	W17	W17	TR	114008	510033	28873	521324	28794	31
5/2011	W17	W17	TR	114009	510033	28873	521178	28883	31
5/2011	W17	W17	TR	114013	510033	28873	523047	444972	155
5/2011	W17	W17	TR	114015	510033	28873	521266	28702	248
5/2011	W17	W17	TR	114488	510033	28873	521180	28875	31
5/2011	W17	W17	TR	114497	510033	28873	510041	11661	190
5/2011	W17	W17	TR	114497	510033	28873	521314	28661	2,801
5/2011	W17	W17	TR	114497	510033	28873	523034	384136	171
5/2011	W17	W17	TR	114497	510033	28873	523035	387791	311
5/2011	W17	W17	TR	114497	510041	11661	521314	28661	566
5/2011	W17	W17	TR	116343	510033	28873	505016	139248	5,115
5/2011	W17	W17	TR	116573	510033	28873	521676	100052	17
5/2011	W17	W17	TR	116576	510041	11661	521330	28761	26
5/2011	W17	W17	TR	116580	510033	28873	521164	28842	30
5/2011	W17	W17	TR	116580	510033	28873	521178	28883	16
5/2011	W17	W17	TR	116580	510033	28873	521324	28794	117
5/2011	W17	W17	TR	117338	510006	28808	523034	384136	41
5/2011	W17	W17	TR	117631	510033	28873	521164	28842	15
5/2011	W17	W17	TR	117727	510033	28873	510041	11661	133
5/2011	W17	W17	TR	117727	510033	28873	521314	28661	19
5/2011	W17	W17	TR	117727	510033	28873	523034	384136	166
5/2011	W17	W17	TR	117727	510033	28873	523035	387791	162
5/2011	W17	W17	TR	117727	510041	11661	521314	28661	1
5/2011	W17	W17	TR	117749	510033	28873	510041	11661	27

**ANR Pipeline Company  
Transportation Services  
Fuel By Route Analysis**

Reporting Year: *January - December 2011*  
Production Period: **05/2011**

<u>Production Period</u>	<u>Receipt Segment</u>	<u>Delivery Segment</u>	<u>Service Class</u>	<u>Svc Req Contract</u>	<u>Receipt Location</u>	<u>Receipt Loc Prop</u>	<u>Delivery Location</u>	<u>Delivery Loc Prop</u>	<u>Fuel Quantify</u>
5/2011	W17	W17	TR	117749	510033	28873	521178	28883	42
5/2011	W17	W17	TR	117749	510033	28873	521324	28794	2,084
5/2011	W17	W17	TR	117749	510041	11661	521178	28883	48
5/2011	W17	W17	TR	117749	510041	11661	521370	28788	94
5/2011	W17	W17	TR	118396	510006	28808	521266	28702	42
5/2011	W17	W17	TR	118396	510006	28808	523032	384134	124
5/2011	W17	W17	TR	118396	510006	28808	523034	384136	166
5/2011	W17	W17	TR	118396	510033	28873	521266	28702	165
5/2011	W17	W17	TR	118427	510006	28808	523035	387791	61
5/2011	W17	W17	TR	118428	510006	28808	523035	387791	28
5/2011	W17	W17	TR	118429	510006	28808	521172	28846	5
5/2011	W17	W17	TR	118429	510006	28808	521174	28778	10
5/2011	W17	W17	TR	118429	510006	28808	521314	28661	249
5/2011	W17	W17	TR	118429	510006	28808	523034	384136	10
5/2011	W17	W17	TR	118429	510006	28808	523035	387791	209
5/2011	W17	W17	TR	118430	510006	28808	523035	387791	41
5/2011	W17	W17	TR	118520	510033	28873	510041	11661	138
5/2011	W17	W17	TR	118520	510033	28873	521172	28846	21
5/2011	W17	W17	TR	118520	510033	28873	521174	28778	7
5/2011	W17	W17	TR	118520	510033	28873	521178	28883	23
5/2011	W17	W17	TR	118520	510033	28873	521186	42139	24
5/2011	W17	W17	TR	118520	510033	28873	521196	28771	6
5/2011	W17	W17	TR	118520	510033	28873	521246	28844	4
5/2011	W17	W17	TR	118520	510033	28873	521262	36868	10
5/2011	W17	W17	TR	118520	510033	28873	521266	28702	30
5/2011	W17	W17	TR	118520	510033	28873	521314	28661	3,347
5/2011	W17	W17	TR	118520	510033	28873	521350	28660	26
5/2011	W17	W17	TR	118520	510033	28873	521374	28662	3
5/2011	W17	W17	TR	118520	510033	28873	521676	100052	7
5/2011	W17	W17	TR	118520	510033	28873	521814	36934	5
5/2011	W17	W17	TR	118520	510033	28873	523034	384136	320
5/2011	W17	W17	TR	118520	510033	28873	523035	387791	371
5/2011	W17	W17	TR	118520	510041	11661	521314	28661	609



**ANR Pipeline Company  
Transportation Services  
Fuel By Route Analysis**

Reporting Year: January - December 2011  
Production Period: 05/2011

<u>Production Period</u>	<u>Receipt Segment</u>	<u>Delivery Segment</u>	<u>Service Class</u>	<u>Svc Req Contract</u>	<u>Receipt Location</u>	<u>Receipt Loc Prop</u>	<u>Delivery Location</u>	<u>Delivery Loc Prop</u>	<u>Fuel Quantity</u>
5/2011	W17	W17	TR	118521	510033	28873	510041	11661	82
5/2011	W17	W17	TR	118521	510033	28873	521314	28661	36
5/2011	W17	W17	TR	118521	510033	28873	523034	384136	283
5/2011	W17	W17	TR	118521	510033	28873	523035	387791	106
5/2011	W17	W17	TR	118522	510033	28873	510041	11661	206
5/2011	W17	W17	TR	118522	510033	28873	521186	42139	2
5/2011	W17	W17	TR	118522	510033	28873	521246	28844	7
5/2011	W17	W17	TR	118522	510033	28873	521266	28702	15
5/2011	W17	W17	TR	118522	510033	28873	521314	28661	58
5/2011	W17	W17	TR	118522	510033	28873	523034	384136	286
5/2011	W17	W17	TR	118522	510033	28873	523035	387791	174
5/2011	W17	W17	TR	118522	510041	11661	523034	384136	30
5/2011	W17	W17	TR	118533	510041	11661	523034	384136	1,109
5/2011	W17	W17	TR	118535	510006	28808	521266	28702	89
5/2011	W17	W17	TR	118535	510006	28808	523032	384134	82
5/2011	W17	W17	TR	118535	510006	28808	523034	384136	3
5/2011	W17	W17	TR	118535	510033	28873	521266	28702	112
5/2011	W17	W17	TR	118535	510033	28873	523032	384134	41
5/2011	W17	W17	TR	118535	510033	28873	523034	384136	52
5/2011	W17	W17	TR	118546	510006	28808	523035	387791	69
5/2011	W17	W17	TR	118548	510006	28808	523035	387791	76
5/2011	W17	W17	TR	118548	510006	28808	521266	28702	34
5/2011	W17	W17	TR	118548	510006	28808	521314	28661	41
5/2011	W17	W17	TR	118548	510006	28808	523032	384134	108
5/2011	W17	W17	TR	118548	510006	28808	523034	384136	36
5/2011	W17	W17	TR	118548	510033	28873	521266	28702	168
5/2011	W17	W17	TR	118548	510033	28873	523032	384134	41
5/2011	W17	W17	TR	118548	510033	28873	523034	384136	57
5/2011	W17	W17	TR	118548	510041	11661	521266	28702	34
5/2011	W17	W17	TR	118582	510006	28808	521266	28702	1
<b>Segment</b>									<b>34,868</b>
<b>Total for 05/2011</b>									<b>2,452,812</b>