



February 27, 2015

Ms. Kimberly D. Bose, Secretary
Federal Energy Regulatory Commission
888 First Street, NE
Washington, DC 20426

ANR Pipeline Company
700 Louisiana Street, Suite 700
Houston, TX 77002-2700

John A. Roscher
Director, Rates & Tariffs

tel 832.320.5675
fax 832.320.6675
email John_Roscher@TransCanada.com
web www.anrpl.com

RE: ANR Pipeline Company
Re-determination of Transporter's Use (%) and EPC Charges
Docket No. RP15-_____ - _____

Dear Ms. Bose:

Pursuant to Section 4 of the Natural Gas Act and Part 154 of the Federal Energy Regulatory Commission ("FERC" or "Commission") regulations,¹ ANR Pipeline Company ("ANR") submits for filing as part of its FERC Gas Tariff, Third Revised Volume No. 1 ("Tariff"), the tariff sections included as Appendix A-1. This tariff filing is being submitted to comply with the annual fuel and electric power cost re-determination provisions of Sections 6.1.86 and 6.34 of the General Terms & Conditions ("GT&C") of ANR's Tariff.² ANR respectfully requests that the Commission accept the tariff sections included as Appendix A-1 to become effective April 1, 2015.

Correspondence

The names, titles and mailing address of the persons to whom correspondence and communications concerning this filing should be directed are as follows:

¹ 18 C.F.R. Part 154 (2015).

² 6.1.86 – GT&C, Definitions ("Section 6.1.86"); 6.34 – GT&C, Transporter's Use and Transporter's EPC Adjustment ("Section 6.34").

David R. Hammel *
Senior Legal Counsel
ANR Pipeline Company
700 Louisiana Street, Suite 700
Houston, Texas 77002-2700
Tel. (832) 320-5861
Fax (832) 320-6861
dave_hammel@transcanada.com

John A. Roscher
Director, Rates and Tariffs
Joan F. Collins *
Manager, Tariffs and Compliance
ANR Pipeline Company
700 Louisiana Street, Suite 700
Houston, Texas 77002-2700
Tel. (832) 320-5651
Fax (832) 320-6651
joan_collins@transcanada.com

* Persons designated for official service pursuant to Rule 2010.

Statement of Nature, Reasons and Basis for Proposed Changes

The purpose of this filing is to comply with the annual fuel and electric power cost re-determination provisions of Sections 6.1.86 and 6.34 of the GT&C of ANR's Tariff. As such, ANR is proposing revisions to its general system Transporters Use (%)s and EPC Charges for its transportation and storage services. Such revisions are further described below and supported by workpapers included as Appendix B.

The Transporter's Use (%)s for ANR's transportation and storage services are comprised of: (i) a current fuel use percentage reflecting ANR's gas usage in the previous calendar year; and (ii) an annual volumetric adjustment reflecting the true-up of over and under collections of gas during the previous calendar year.

The EPC Charge for ANR's transportation services is comprised of: (i) a current electric power charge reflecting electric power costs incurred by ANR at its Weyauwega compressor station in Waupaca County, Wisconsin, during the previous calendar year; and (ii) an annual electric power cost adjustment reflecting the true-up of over and under collections of electric power costs for the previous calendar year and inclusive of carrying charges³ on the monthly net over and under collection activity.

The EPC Charge for ANR's storage services is comprised of: (i) a current electric power charge reflecting electric power costs incurred by ANR at its Cold Springs 1 Storage facility located in

³ Carrying charges have been calculated in accordance with Section 154.501 of the Commission's regulations.

Kalkaska County, Michigan, during the previous calendar year; and (ii) an annual electric power cost adjustment reflecting the true-up of over and under collections of electric power costs for the previous calendar year and inclusive of carrying charges on the monthly net over and under collection activity.

In accordance with Section 6.1.86 of the GT&C of ANR's Tariff, the method used to calculate the Transporter's Use (%)s and the EPC Charges in this filing employs the "modified transactional throughput" methodology, as adjusted to reflect the reallocation of the Enable Gas Transmission transactional throughput from the Southwest Mainline Area to the Southeast Mainline Area.

In compliance with Section 154.201(b) of the Commission's regulations, summary level workpapers in support of the re-determined Transporter's Use (%) matrix, the EPC Charge for transportation matrix, and the EPC Charge for storage are provided in the instant filing (Appendix B, Attachments 1, 2 and 3). In order to assist parties in comparing the data used in this filing with its Form No. 2 data, ANR is also submitting a reconciliation of the fuel and electric power cost data used in this filing with the data to be included in its upcoming Form No. 2 filing (Appendix B, Attachment 4). Finally, detailed workpapers which provide monthly support for company use gas volumes, electric power costs incurred, and the volume of gas retained by ANR from its customers are also included herein (Appendices C-1 and C-2).

Motion to Place Tariff into Effect

ANR respectfully requests that the proposed tariff sections included as Appendix A-1 be accepted without addition, modification, or deletion and be placed into effect on April 1, 2015. Apart from the foregoing, ANR Pipeline Company reserves its right under Section 154.7(a) to file a motion to place the proposed revised tariff sheets into effect at the end of any suspension period ordered by the Commission.

Other Filings Which May Affect this Proceeding

There are no other filings before the Commission that may significantly affect the changes proposed herein.

Material Enclosed

In accordance with Section 154.7(a)(1) of the Commission's Regulations, ANR is submitting the following XML filing package, which includes:

- 1) This transmittal letter;
- 2) The clean tariff sections (Appendix A-1);
- 3) A marked version of the tariff sections (Appendix A-2);
- 4) Summary level workpapers in support of the proposed changes (Appendix B); and
- 5) Detailed level workpapers in support of the proposed changes (Appendices C-1 and C-2).

Certificate of Service

As required by Section 154.7(b) and 154.208 of the Commission's regulations, copies of this filing are being served on all of ANR's existing customers and upon and interested state regulatory agencies. A copy of this letter, together with other attachments, is available during regular business hours for public inspection at ANR's principal place of business.

Pursuant to Section 385.2005 and Section 385.2011(c)(5), the undersigned has read this filing and knows its contents, and the contents are true as stated, to the best of his knowledge and belief. The undersigned possesses full power and authority to sign such filing.

Any questions regarding this filing may be directed to Joan Collins at (832) 320-5651.

Respectfully submitted,

ANR Pipeline Company

A handwritten signature in black ink that reads "John A. Roscher". The signature is written in a cursive style with a long horizontal flourish extending to the right.

John A. Roscher
Director, Rates and Tariffs

Enclosures

Appendix A-1

Clean Tariff

<u>Section</u>	<u>Description</u>	<u>Version</u>
4.18	Statement of Rates, Transporter's Use (%)	v.5.0.0
4.19	Statement of Rates, EPC Charge	v.5.0.0
5.19	Rate Schedules, Southeast Area Gathering Service	v.5.0.0

TRANSPORTER'S USE (%)

1. For all transmission Transportation Services in Volume Nos. 1 and 2:

		(PERCENTAGE)						
		SOUTHEAST			SOUTHWEST			NORTHERN
TO:		S.E. Area	Southern Segment	Central Segment	S.W. Area	Southern Segment	Central Segment	Segment
-----		(SE)	(ML-2)	(ML-3)	(SW)	(ML-5)	(ML-6)	(ML-7)
FROM:								

SOUTHEAST AREA (SE)		0.50	1.06	1.52	0.29	1.05	2.32	2.32
S.E. SOUTHERN SEGMENT (ML-2)		--	0.89	1.35	0.12	0.88	2.15	2.15
S.E. CENTRAL SEGMENT (ML-3)		--	--	0.79	0.00	0.32	1.59	1.59
SOUTHWEST AREA (SW)		3.11	3.67	4.13	1.30	2.06	3.33	4.13
S.W. SOUTHERN SEGMENT (ML-5)		2.14	2.70	3.16	--	1.09	2.36	3.16
S.W. CENTRAL SEGMENT (ML-6)		--	1.94	2.40	--	--	1.60	2.40
NORTHERN SEGMENT (ML-7)		--	--	1.13	--	--	1.13	1.13

NOTES:

1. (a) There will be no charge for Transporter's Use on Backhauls, services performed within any Hub, or services under Rate Schedule IPLS.
- (b) The areas and segments listed above are defined in Section 6.1 of the General Terms and Conditions of this Tariff, and are illustrated on the system map in Section 3.1.
2. For Rate Schedules FSS, STS, MBS and DDS storage services, and variance quantities pursuant to Rate Schedules FTS-3 and ITS-3, Transporter's Use (%): 0.61%.
3. In the case of any Shipper that purchases Gas from a Pooler, the provisions of Rate Schedules PTS-1, PTS-2 and PTS-3 shall be applicable.
4. For services provided on the 12-mile lateral located between the Link Meter Station and the Corunna Interconnect Point in St. Clair, Michigan, Shippers will not be charged a Transporter's Use % but will be charged a lost and unaccounted (%) of: 0.33%.

EPC CHARGE

1. For all transmission Transportation Services in Volume Nos. 1 and 2:

		(DOLLARS PER DTH)						
		SOUTHEAST			SOUTHWEST			NORTHERN
TO:		S.E. Area	Southern Segment	Central Segment	S.W. Area	Southern Segment	Central Segment	Segment
FROM:		(SE)	(ML-2)	(ML-3)	(SW)	(ML-5)	(ML-6)	(ML-7)
	SOUTHEAST AREA (SE)	\$0.0000	\$0.0000	\$0.0000	\$0.0010	\$0.0010	\$0.0010	\$0.0010
	S.E. SOUTHERN SEGMENT (ML-2)	--	\$0.0000	\$0.0000	\$0.0010	\$0.0010	\$0.0010	\$0.0010
	S.E. CENTRAL SEGMENT (ML-3)	--	--	\$0.0000	\$0.0010	\$0.0010	\$0.0010	\$0.0010
	SOUTHWEST AREA (SW)	\$0.0010	\$0.0010	\$0.0010	\$0.0000	\$0.0000	\$0.0000	\$0.0010
	S.W. SOUTHERN SEGMENT (ML-5)	\$0.0010	\$0.0010	\$0.0010	--	\$0.0000	\$0.0000	\$0.0010
	S.W. CENTRAL SEGMENT (ML-6)	--	\$0.0010	\$0.0010	--	--	\$0.0000	\$0.0010
	NORTHERN SEGMENT (ML-7)	--	--	\$0.0010	--	--	\$0.0010	\$0.0010

2. For Rate Schedules FSS, STS, MBS and DDS storage services, and variance quantities pursuant to Rate Schedules FTS-3 and ITS-3, the applicable storage EPC Charge is \$0.0013.

NOTES:

- There will be no charge for Transporter's EPC on Backhauls, services performed within any Hub, services under Rate Schedule IPLS, or services provided on the 12-mile lateral located between the Link Meter Station and the Corunna Interconnect Point in St. Clair, Michigan.
- The areas and segments listed above are defined in Section 6.1 of the General Terms and Conditions of this Tariff, and are illustrated on the system map in Section 3.1.
- In the case of any Shipper that purchases Gas from a Pooler, the provisions of Rate Schedules PTS-1, PTS-2 and PTS-3 shall be applicable.

SOUTHEAST AREA GATHERING SERVICE

1. AVAILABILITY

This Southeast Area gathering service is available to any person, corporation, partnership or any other party (hereinafter referred to as "Shipper"). Terms and conditions applicable to this service will be individually negotiated between Shipper and Transporter, on a not unduly discriminatory basis, consistent with the terms and conditions applicable to Transporter's Part 284 transportation.

2. FIRM SERVICE CHARGES

Each Month Shipper shall pay to Transporter a charge not to exceed the following:

(1) Reservation Charge:

\$1.250 for each Dekatherm of MDQ.

(2) Commodity Charge:

\$.0002 for each Dekatherm of Gas Delivered Hereunder.

3. INTERRUPTIBLE SERVICE CHARGES

Each Month Shipper shall pay to Transporter a commodity charge not to exceed \$.0413 for each Dekatherm of Gas Delivered Hereunder.

4. FUEL AND L&U REIMBURSEMENT

Transporter shall retain 0.33% of each Dekatherm of Gas tendered to Transporter at the Receipt Point(s) in the Southeast Area. This percentage is comprised of 0.00% fuel and 0.33% L&U, provided, however, if Transporter also provides Transportation of such Gas, the retention % will not include L&U.

Appendix A-2

Marked Tariff

<u>Section</u>	<u>Description</u>	<u>Version</u>
4.18	Statement of Rates, Transporter's Use (%)	v.5.0.0
4.19	Statement of Rates, EPC Charge	v.5.0.0
5.19	Rate Schedules, Southeast Area Gathering Service	v.5.0.0

TRANSPORTER'S USE (%)

1. For all transmission Transportation Services in Volume Nos. 1 and 2:

		(PERCENTAGE)						
		SOUTHEAST			SOUTHWEST			NORTHERN
TO:		S.E. Area	Southern Segment	Central Segment	S.W. Area	Southern Segment	Central Segment	Segment
		(SE)	(ML-2)	(ML-3)	(SW)	(ML-5)	(ML-6)	(ML-7)
FROM:								
	SOUTHEAST AREA (SE)	0.5045	1.0624	1.5289	0.2943	1.0546	2.327	2.327
	S.E. SOUTHERN SEGMENT (ML-2)	--	0.89422	1.3587	0.1244	0.88444	2.1535	2.1535
	S.E. CENTRAL SEGMENT (ML-3)	--	--	0.79408	0.00	0.325	1.596	1.596
	SOUTHWEST AREA (SW)	3.11226	3.6705	4.13370	1.3028	2.064	3.3322	4.13370
	S.W. SOUTHERN SEGMENT (ML-5)	2.14444	2.7020	3.16285	--	1.0946	2.367	3.16285
	S.W. CENTRAL SEGMENT (ML-6)	--	1.9447	2.4042	--	--	1.604	2.4042
	NORTHERN SEGMENT (ML-7)	--	--	1.13094	--	--	1.13094	1.13094

NOTES:

1. (a) There will be no charge for Transporter's Use on Backhauls, services performed within any Hub, or services under Rate Schedule IPLS.
- (b) The areas and segments listed above are defined in Section 6.1 of the General Terms and Conditions of this Tariff, and are illustrated on the system map in Section 3.1.
2. For Rate Schedules FSS, STS, MBS and DDS storage services, and variance quantities pursuant to Rate Schedules FTS-3 and ITS-3, Transporter's Use (%): 0.61407%.
3. In the case of any Shipper that purchases Gas from a Pooler, the provisions of Rate Schedules PTS-1, PTS-2 and PTS-3 shall be applicable.
4. For services provided on the 12-mile lateral located between the Link Meter Station and the Corunna Interconnect Point in St. Clair, Michigan, Shippers will not be charged a Transporter's Use % but will be charged a lost and unaccounted (%) of: 0.3343%.

EPC CHARGE

1. For all transmission Transportation Services in Volume Nos. 1 and 2:

		(DOLLARS PER DTH)						
		SOUTHEAST			SOUTHWEST			NORTHERN
TO:		S.E. Area	Southern Segment	Central Segment	S.W. Area	Southern Segment	Central Segment	Segment
FROM:		(SE)	(ML-2)	(ML-3)	(SW)	(ML-5)	(ML-6)	(ML-7)
	SOUTHEAST AREA (SE)	\$0.0000	\$0.0000	\$0.0000	\$0.001008	\$0.001008	\$0.001008	\$0.001008
	S.E. SOUTHERN SEGMENT (ML-2)	--	\$0.0000	\$0.0000	\$0.001008	\$0.001008	\$0.001008	\$0.001008
	S.E. CENTRAL SEGMENT (ML-3)	--	--	\$0.0000	\$0.001008	\$0.001008	\$0.001008	\$0.001008
	SOUTHWEST AREA (SW)	\$0.001008	\$0.001008	\$0.001008	\$0.0000	\$0.0000	\$0.0000	\$0.001008
	S.W. SOUTHERN SEGMENT (ML-5)	\$0.001008	\$0.001008	\$0.001008	--	\$0.0000	\$0.0000	\$0.001008
	S.W. CENTRAL SEGMENT (ML-6)	--	\$0.001008	\$0.001008	--	--	\$0.0000	\$0.001008
	NORTHERN SEGMENT (ML-7)	--	--	\$0.001008	--	--	\$0.001008	\$0.001008

2. For Rate Schedules FSS, STS, MBS and DDS storage services, and variance quantities pursuant to Rate Schedules FTS-3 and ITS-3, the applicable storage EPC Charge is ~~\$0.001364~~.

NOTES:

- There will be no charge for Transporter's EPC on Backhauls, services performed within any Hub, services under Rate Schedule IPLS, or services provided on the 12-mile lateral located between the Link Meter Station and the Corunna Interconnect Point in St. Clair, Michigan.
- The areas and segments listed above are defined in Section 6.1 of the General Terms and Conditions of this Tariff, and are illustrated on the system map in Section 3.1.
- In the case of any Shipper that purchases Gas from a Pooler, the provisions of Rate Schedules PTS-1, PTS-2 and PTS-3 shall be applicable.

SOUTHEAST AREA GATHERING SERVICE

1. AVAILABILITY

This Southeast Area gathering service is available to any person, corporation, partnership or any other party (hereinafter referred to as "Shipper"). Terms and conditions applicable to this service will be individually negotiated between Shipper and Transporter, on a not unduly discriminatory basis, consistent with the terms and conditions applicable to Transporter's Part 284 transportation.

2. FIRM SERVICE CHARGES

Each Month Shipper shall pay to Transporter a charge not to exceed the following:

(1) Reservation Charge:

\$1.250 for each Dekatherm of MDQ.

(2) Commodity Charge:

\$.0002 for each Dekatherm of Gas Delivered Hereunder.

3. INTERRUPTIBLE SERVICE CHARGES

Each Month Shipper shall pay to Transporter a commodity charge not to exceed \$.0413 for each Dekatherm of Gas Delivered Hereunder.

4. FUEL AND L&U REIMBURSEMENT

Transporter shall retain 0.3343% of each Dekatherm of Gas tendered to Transporter at the Receipt Point(s) in the Southeast Area. This percentage is comprised of 0.00% fuel and 0.3343% L&U, provided, however, if Transporter also provides Transportation of such Gas, the retention % will not include L&U.

Appendix B

Summary Workpapers

ANR PIPELINE COMPANY
DERIVATION OF TRANSPORTER'S USE (%) BY ROUTE

<u>To</u>		Southeast			Southwest			
<u>From</u>	Southeast Area SE	Southern ML-2	Central ML-3	Southwest Area SW	Southern ML-5	Central ML-6	Northern ML-7	
	Southeast Area SE	SEA + LU $0.17 + 0.33 =$ 0.50	SEA + SES + LU $0.17 + 0.56 + 0.33 =$ 1.06	SEA + SES SEC + LU $0.17 + 0.56$ $0.46 + 0.33 =$ 1.52	SEA+SES+SEC+N -SWC-SWS+LU $0.17 + 0.56 + 0.46 +$ $0.8 - 1.27 - 0.76 + 0.33 =$ 0.29	SEA+SES+SEC+N -SWC+LU $0.17 + 0.56 + 0.46 +$ $0.8 - 1.27 + 0.33 =$ 1.05	SEA+SES+SEC+ N + LU $0.17 + 0.56 + 0.46 +$ $0.8 + 0.33 =$ 2.32	SEA+SES+SEC+ N + LU $0.17 + 0.56 + 0.46 +$ $0.8 + 0.33 =$ 2.32
Southeast Southern ML-2	Complete Backhaul No Charge	SES + LU $0.56 + 0.33 =$ 0.89	SES + SEC + LU $0.56 + 0.46 + 0.33 =$ 1.35	SES+SEC+N -SWC-SWS+LU $0.56 + 0.46 +$ $0.8 - 1.27 - 0.76 + 0.33 =$ 0.12	SES+SEC+N -SWC+LU $0.56 + 0.46 +$ $0.8 - 1.27 + 0.33 =$ 0.88	SES+SEC N + LU $0.56 + 0.46 +$ $0.8 + 0.33 =$ 2.15	SES+SEC N + LU $0.56 + 0.46 +$ $0.8 + 0.33 =$ 2.15	
Southeast Central ML-3	Complete Backhaul No Charge	Complete Backhaul No Charge	SEC + LU $0.46 + 0.33 =$ 0.79	SEC + N -SWC-SWS+LU $0.46 + 0.8 -$ $1.27 - 0.76 + 0.33 =$ 0.00	SEC + N - SWC + LU $0.46 + 0.8 -$ $1.27 + 0.33 =$ 0.32	SEC + N + LU $0.46 +$ $0.8 + 0.33 =$ 1.59	SEC + N + LU $0.46 +$ $0.8 + 0.33 =$ 1.59	
Southwest Area SW	SWA+SWS+SWC+ N-SEC-SES+LU $0.97 + 0.76 + 1.27 +$ $0.8 - 0.46 - 0.56 + 0.33 =$ 3.11	SWA+SWS+SWC+ N-SEC+LU $0.97 + 0.76 + 1.27 +$ $0.8 - 0.46 + 0.33 =$ 3.67	SWA+SWS+SWC+ N+LU $0.97 + 0.76 + 1.27 +$ $0.8 + 0.33 =$ 4.13	SWA + LU $0.97 + 0.33 =$ 1.30	SWA + SWS + LU $0.97 + 0.76 + 0.33 =$ 2.06	SWA+SWS+SWC + LU $0.97 + 0.76 + 1.27 +$ $+ 0.33 =$ 3.33	SWA+SWS+SWC+ N+LU $0.97 + 0.76 + 1.27 +$ $0.8 + 0.33 =$ 4.13	
Southwest Southern ML-5	SWS+SWC+ N-SEC-SES+LU $0.76 + 1.27 +$ $0.8 - 0.46 - 0.56 + 0.33 =$ 2.14	SWS+SWC+ N-SEC+LU $0.76 + 1.27 +$ $0.8 - 0.46 + 0.33 =$ 2.70	SWS+SWC+ N+LU $0.76 + 1.27 +$ $0.8 + 0.33 =$ 3.16	Complete Backhaul No Charge	SWS + LU $0.76 + 0.33 =$ 1.09	SWS+SWC+LU $0.76 + 1.27 + 0.33 =$ 2.36	SWS+SWC+ N+LU $0.76 + 1.27 +$ $0.8 + 0.33 =$ 3.16	
Southwest Central ML-6	Complete Backhaul No Charge	SWC+N-SEC+LU $1.27 + 0.8 -$ $0.46 + 0.33 =$ 1.94	SWC + N + LU $1.27 + 0.8$ $+ 0.33 =$ 2.40	Complete Backhaul No Charge	Complete Backhaul No Charge	SWC + LU $1.27 + 0.33 =$ 1.60	SWC + N + LU $1.27 + 0.8$ $+ 0.33 =$ 2.40	
Northern Segment ML-7	Complete Backhaul No Charge	Complete Backhaul No Charge	N + LU $0.8 + 0.33 =$ 1.13	Complete Backhaul No Charge	Complete Backhaul No Charge	N + LU $0.8 + 0.33 =$ 1.13	N + LU $0.8 + 0.33 =$ 1.13	

ANR PIPELINE COMPANY
COMPARISON OF TRANSPORTER'S USE (%) BY ROUTE

TO	Southeast									Southwest											
	Southeast Area SE			Southern ML-2			Central ML-3			Southwest Area SW			Southern ML-5			Central ML-6			Northern ML-7		
FROM	NEW	OLD	CHANGE	NEW	OLD	CHANGE	NEW	OLD	CHANGE	NEW	OLD	CHANGE	NEW	OLD	CHANGE	NEW	OLD	CHANGE	NEW	OLD	CHANGE
Southeast Area SE	0.50	0.45	0.05	1.06	1.24	-0.18	1.52	1.89	-0.37	0.29	0.43	-0.14	1.05	1.16	-0.11	2.32	2.37	-0.05	2.32	2.37	-0.05
Southeast Southern ML-2	-----			0.89	1.22	-0.33	1.35	1.87	-0.52	0.12	0.41	-0.29	0.88	1.14	-0.26	2.15	2.35	-0.20	2.15	2.35	-0.20
Southeast Central ML-3	-----			-----			0.79	1.08	-0.29	0.00	0.00	0.00	0.32	0.35	-0.03	1.59	1.56	0.03	1.59	1.56	0.03
Southwest Area SW	3.11	2.26	0.85	3.67	3.05	0.62	4.13	3.70	0.43	1.30	1.28	0.02	2.06	2.01	0.05	3.33	3.22	0.11	4.13	3.70	0.43
Southwest Southern ML-5	2.14	1.41	0.73	2.70	2.20	0.50	3.16	2.85	0.31	-----			1.09	1.16	-0.07	2.36	2.37	-0.01	3.16	2.85	0.31
Southwest Central ML-6	-----			1.94	1.47	0.47	2.40	2.12	0.28	-----			-----			1.60	1.64	-0.04	2.40	2.12	0.28
Northern Segment ML-7	-----			-----			1.13	0.91	0.22	-----			-----			1.13	0.91	0.22	1.13	0.91	0.22

Storage	0.61	1.07	-0.46
---------	------	------	-------

L & U	0.33	0.43	-0.10
-------	------	------	-------

ANR PIPELINE COMPANY
Derivation of Transporter's Use (%) for Transportation by Area and Segment
Volumes Reported in Bcf
2014

Line No.	SOUTHEAST AREA		SOUTHWEST AREA	MAINLINE AREA			TOTAL (Co. 7)	
	GATHERING (Co. 1)	TRANSMISSION (Co. 2)	TRANSMISSION (Co. 3)	SOUTHEAST LEG (Co. 4)	SOUTHWEST LEG (Co. 5)	NORTHERN SEGMENT (Co. 6)		
1	THROUGHPUT	162.9 (1)	223.2	256.9	436.6	222.2	1135.8	
<u>PROPOSED MATRIX</u>								
2	FUEL	0.000	0.499	2.623	4.460	4.705	4.739	17.026
3	858 ACCOUNT	0.000	0.000	0.000	0.772	0.000	2.200	2.972
4	SYSTEM BALANCING	0.000	0.000	0.000	0.000	0.000	0.039	0.039
5	TOTAL FUEL	0.000	0.499	2.623	5.232	4.705	6.978	20.037
6	THROUGHPUT	162.90	223.20	256.90	436.60	222.20	1135.80	
7	CURRENT TRANSPORTER'S USE (%) - FUEL (4)	0.00%	0.22%	1.01%	1.18%	2.07%	0.61%	
8	(OVER)/UNDER RECOVERIES (5)	0.000	(0.110)	(0.102)	(0.718)	(0.084)	2.199	
9	ANNUAL TRANSPORTER'S USE ADJUSTMENT (%) (5)	0.00%	-0.05%	-0.04%	-0.16%	-0.04%	0.19%	
10	TRANSPORTER'S USE (%) - FUEL (6)	0.00%	0.17%	0.97%	1.02%	2.03%	0.80%	

BREAKDOWN OF MAINLINE LEGS BY SEGMENT

SOUTHERN	0.56%	(2)	0.76%	(3)
CENTRAL	0.46%	(2)	1.27%	(3)
TOTAL	1.02%		2.03%	

- (1) Based on ANR SE gathering receipt percentage of 73%.
(2) The SEML has 11 compressor stations in total. Southern has 6 stations (6/11 x 1.02% = 0.56%). Central has 5 stations (5/11 x 1.02% = 0.46%).
(2) The SWML has 8 compressor stations in total. Southern has 3 stations (3/8 x 2.03% = 0.76%). Central has 5 stations (5/8 x 2.03% = 1.27%).
(4) Fuel Percentage = 1-[(Throughput)/(Total Fuel + Throughput)].
(5) (Over)/under recoveries for the period Jan 1 - Dec 31, 2014; Fuel Percentage = 1-[(Throughput)/(Previous Year's (O)/U Recoveries + Throughput)].
Refer to Attachment 1, Page 7 of 15.
(6) Equals the Current Transporter's Use (%) plus Annual Transporter's Use Adjustment (%).

ANR PIPELINE COMPANY
Derivation of Transporter's Use (%) - L&U
Volumes Reported in Bcf
2014

<u>Line No.</u>		
1	L&U	3.022
2	THROUGHPUT	1,398
3	CURRENT TRANSPORTER'S USE (%) - L&U (1)	<u>0.22%</u>
4	(OVER)/UNDER RECOVERIES (2)	1.502
5	ANNUAL TRANSPORTER'S USE ADJUSTMENT (%) (2)	<u>0.11%</u>
6	TRANSPORTER'S USE (%) - L&U (3)	<u>0.33%</u>

(1) L&U Percentage = $1 - [(\text{Throughput}) / (\text{L\&U} + \text{Throughput})]$

(2) (Over)/under recoveries for the period Jan 1 - Dec 31, 2014;

L&U Percentage = $1 - [(\text{Throughput}) / (\text{Previous Year's (O)/U Recoveries} + \text{Throughput})]$. Refer to Attachment 1, Page 7 of 15.

(3) Equals the Current Transporter's Use (%) plus Annual Transporter's Use Adjustment (%).

ANR PIPELINE COMPANY
Account 858 Fuel Included in Transporter's Use
Volumes Reported in Bcf
2014

<u>LINE NO.</u>	<u>TRANSPORTING COMPANY</u>	<u>SEGMENT</u> (Col. 1)	<u>THROUGHPUT</u> (Col. 2)	<u>CO. USE</u> (Col. 3)
1	Enable Gas Transmission, LLC (1)	SEML	26.461	0.772
2	Great Lakes Gas Transmission L.P.	NORTH	37.094	0.187
3	DTE Gas Company (2)	NORTH	116.647	2.013
4	Total			<u><u>2.972</u></u>

(1) Previously CenterPoint Energy Company

(2) Previously Michigan Consolidate Gas Company

ANR PIPELINE COMPANY
Derivation of Transporter's Use (%) for Storage
Volumes Reported in Bcf
2014

<u>Line No.</u>		<u>Storage Transporter's Use (%) (1)</u>
<u>INJECTION COMPANY USE</u>		
1	ANRPL STORAGE AREA	0.612
2	STORAGE FUEL REIMBURSED TO OTHERS (2)	<u>1.065</u>
3	GROSS STORAGE CO USE	1.677
4	LESS:	
5	FUEL ATTRIBUTABLE TO SYSTEM BALANCING (3)	0.039
6	NET COMPANY USE FOR STORAGE	<u>1.638</u>
7	<u>STORAGE GAS INJECTED</u>	
8	TOTAL STORAGE GAS INJECTED	281.73
9	LESS: SYSTEM BALANCING VOLUME	8.72
10	CALCULATED TRANSACTIONAL THROUGHPUT	<u>273.01</u>
11	CURRENT TRANSPORTER'S USE (%) - STORAGE (4)	<u>0.60%</u>
12	(OVER)/UNDER RECOVERIES (5)	0.040
13	ANNUAL TRANSPORTER'S USE ADJUSTMENT (%) (5)	<u>0.01%</u>
14	TRANSPORTER'S USE (%) - STORAGE	<u>0.61% (6)</u>

(1) Transporter's Use (%) for Storage is inclusive of Cold Springs 1 Storage fuel costs consistent with orders issued in Docket No. RP09-428-000 *et al.*, on July 1, 2010, and Docket No. RP10-977-000 on August 9, 2010, where the Commission approved the inclusion of such costs in ANR's general system storage fuel rates effective August 1, 2010.

(2) ANRSCO Storage	0.342
Blue Lake	<u>0.723</u>
Total	1.065

(3) Fuel associated with system balancing is reflected in Mainline Northern Segment transportation.
Fuel associated with system balancing = System balancing volume/(Storage transactional throughput + system balancing volume) x Total Gross Storage Company Use (for those months in which system balancing occurred).

(4) Fuel Percentage = 1-[(Throughput)/(Fuel + Throughput)]

(5) (Over)/under recoveries for the period Jan 1 - Dec 31, 2014; Fuel Percentage = 1-[(Throughput)/(Previous Year's (O)/U Recoveries + Throughput)]
Refer to Attachment 1, Page 7 of 15.

(6) Equals the Current Transporter's Use (%) plus Annual Transporter's Use Adjustment (%).

ANR PIPELINE COMPANY
Deferred Transporter's Use Account
Volumes Reported in Bcf
Jan 1 - Dec 31, 2014

Line No.	SE AREA TRANSMISSION (Col. 1)	SW AREA TRANSMISSION (Col. 2)	MAINLINE AREA			TRANSMISSION		TOTAL TRANS. (Co. 8)	STORAGE (Co. 9)	TOTAL (Co. 10)	
			SOUTHEAST LEG (Col. 3)	SOUTHWEST LEG (Col. 4)	NORTHERN SEGMENT (Col. 5)	FUEL (Co. 6)	L&U (Co. 7)				
			1	FUEL USE AND L&U	0.499	2.623	4.460				4.705
2	858 ACCOUNT	0.000	0.000	0.772	0.000	2.200	2.972		2.972		2.972
3	SYSTEM BALANCING	0.000	0.000	0.000	0.000	0.039	0.039		0.039		0.039
4	TOTAL COMPANY USE (1)	0.499	2.623	5.232	4.705	6.978	20.037	3.022	23.059	1.638	24.697
5	CURRENT TRANSPORTER'S USE (2)	0.609	2.725	5.950	4.789	4.779	18.852	1.520	20.372	1.598	21.970
6	TOTAL (OVER)/UNDER RECOVERIES	(0.110)	(0.102)	(0.718)	(0.084)	2.199	1.185	1.502	2.687	0.040	2.727

(1) Refer to Attachment 1, Page 8 of 15.

(2) Current portion of Transporter's Use fuel retained. Refer to Attachment 1, Page 14 of 15.

ANR PIPELINE COMPANY
Transporter's Actual Fuel Usage
Volumes Reported in Bcf
2014

Line No.		<u>Transportation</u>						
		<u>SOUTHEAST AREA</u>		<u>SOUTHWEST AREA</u>	<u>MAINLINE TRANSMISSION</u>			
		<u>Gathering</u>	<u>Transmission</u>	<u>Transmission</u>	<u>SE Leg</u>	<u>SW Leg</u>	<u>Northern</u>	<u>L&U</u>
1	January		0.044	0.266	0.570	0.481	0.737	0.684
2	February		0.050	0.243	0.602	0.466	0.469	0.622
3	March		0.053	0.273	0.685	0.515	0.468	0.868
4	April		0.042	0.210	0.392	0.392	0.455	0.519
5	May		0.039	0.191	0.369	0.375	0.367	(0.093)
6	June		0.038	0.188	0.354	0.399	0.387	0.261
7	July		0.039	0.197	0.274	0.407	0.347	0.070
8	August		0.043	0.177	0.150	0.300	0.320	(0.240)
9	September		0.038	0.185	0.160	0.279	0.278	(0.500)
10	October		0.038	0.192	0.223	0.289	0.241	(0.094)
11	November		0.036	0.252	0.321	0.394	0.306	0.692
12	December		0.039	0.249	0.360	0.408	0.364	0.233
13	Total	-	0.499	2.623	4.460	4.705	4.739	3.022

Line No.		<u>Storage</u>			<u>Account 858</u>			
		<u>ANR P/L Storage Area</u>	<u>Storage Fuel Reimbursed to Others</u>		<u>System Balancing</u>	<u>Enable</u>	<u>Great Lakes</u>	<u>DTE</u>
<u>ANR Storage</u>	<u>Blue Lake</u>							
14	January	-	0.013	0.066	-	0.056	0.033	0.202
15	February	-	0.014	0.032	-	0.050	0.048	0.124
16	March	-	0.006	0.033	0.006	0.062	0.028	0.052
17	April	0.052	0.047	0.078	0.001	0.050	0.016	0.189
18	May	0.085	0.037	0.093	0.006	0.068	0.014	0.285
19	June	0.099	0.059	0.095	0.009	0.067	0.010	0.224
20	July	0.111	0.073	0.079	-	0.069	0.008	0.233
21	August	0.096	0.057	0.085	-	0.069	0.006	0.211
22	September	0.097	0.013	0.058	-	0.067	0.003	0.186
23	October	0.072	0.010	0.054	0.009	0.069	0.003	0.242
24	November	-	0.009	0.022	-	0.072	0.006	0.023
25	December	-	0.004	0.028	0.008	0.073	0.012	0.042
26	Total	0.612	0.342	0.723	0.039	0.772	0.187	2.013

ANR Pipeline Company

Transactional Throughput Derived From Fuel Retention By Rate Route

Inputs:

- Actual Fuel Retained by Rate Route
- Transmission, Storage Injection and Gathering Fuel Retention Percentages as per ANR's FERC Gas tariff.

Transactional Throughput Derived from Retention by Rate Route Calculations:

- Transactional Throughput Derived from Retention by Rate Route as Follows:

Non Gathered Quantities

$$\text{Transactional Throughput} = \left(\frac{\text{Fuel Retained}}{\text{Transmission Fuel Rate}} \right) - \text{Fuel Retained}$$

Gathered Quantities

$$\text{Transactional Throughput} = \left(\frac{\text{Fuel Retained}}{[\text{Transmission Fuel Rate} + 0.95 * \text{Gathering Fuel Rate}]} \right) - \text{Fuel Retained}$$

- Area and Segment Transactional Throughput for Fuel Retention Calculation:

$$\begin{aligned} \text{Area Transactional Throughput for Fuel Retention} = & \\ & \text{Sum of all Transactional Throughputs for Fuel Retention through Area} \\ & - \text{Sum of all Backhauls for which a Fuel Retention credit is Accrued} \end{aligned}$$

- Conversion of Area and Segment Transactional Throughput from Dth to Bcf for use in Fuel Matrix Calculations using ANR's Dth per Mcf conversion factor.

Fuel Matrix Determination Calculation:

$$\text{Required Fuel Percentage} = \left\{ 1 - \left[\frac{(\text{Transactional Throughput})}{(\text{Fuel Used} + \text{Transactional Throughput})} \right] \right\} \frac{\text{Fuel Used}}{\text{Fuel Used} + \text{Transactional Throughput}}$$

ANR PIPELINE COMPANY
Transactional Throughput Derived From Fuel Retention By Rate Segmen
2014

Line No.	REC-SEG	DEL-SEG	System Throughput (Col. 1)	SouthEast Area (Col. 2)	SouthWest Area (Col. 3)	SouthEast Leg (Col. 4)	SouthWest Leg (Col. 5)	Northern Segment (Col. 6)
1	SE	SE	141,419,502	141,419,502	0	0	0	0
2	SE	ML-2	7,333,039	7,333,039	0	7,333,039	0	0
3	SE	ML-3	25,466,409	25,466,409	0	25,466,409	0	0
4	SE	SW	60,696	60,696	0	60,696	(60,696)	60,696
5	SE	ML-5	0	0	0	0	0	0
6	SE	ML-6	31,637	31,637	0	31,637	0	31,637
7	SE	ML-7	55,144,528	55,144,528	0	55,144,528	0	55,144,528
8	ML-2	SE	0	0	0	0	0	0
9	ML-2	ML-2	4,859,514	0	0	4,859,514	0	0
10	ML-2	ML-3	26,059,704	0	0	26,059,704	0	0
11	ML-2	SW	37,804	0	0	37,804	(37,804)	37,804
12	ML-2	ML-5	0	0	0	0	0	0
13	ML-2	ML-6	204,102	0	0	204,102	0	204,102
14	ML-2	ML-7	113,855,536	0	0	113,855,536	0	113,855,536
15	ML-3	SE	0	0	0	0	0	0
16	ML-3	ML-2	0	0	0	0	0	0
17	ML-3	ML-3	31,469,479	0	0	31,469,479	0	0
18	ML-3	SW	0	0	0	0	0	0
19	ML-3	ML-5	0	0	0	0	0	0
20	ML-3	ML-6	0	0	0	0	0	0
21	ML-3	ML-7	157,094,052	0	0	157,094,052	0	157,094,052
22	SW	SE	0	0	0	0	0	0
23	SW	ML-2	0	0	0	0	0	0
24	SW	ML-3	2,800,793	0	2,800,793	0	2,800,793	2,800,793
25	SW	SW	9,950,069	0	9,950,069	0	0	0
26	SW	ML-5	1,820,967	0	1,820,967	0	1,820,967	0
27	SW	ML-6	20,979,204	0	20,979,204	0	20,979,204	0
28	SW	ML-7	228,561,932	0	228,561,932	0	228,561,932	228,561,932
29	ML-5	SE	0	0	0	0	0	0
30	ML-5	ML-2	0	0	0	0	0	0
31	ML-5	ML-3	0	0	0	0	0	0
32	ML-5	SW	0	0	0	0	0	0
33	ML-5	ML-5	0	0	0	0	0	0
34	ML-5	ML-6	104,711	0	0	0	104,711	0
35	ML-5	ML-7	561,016	0	0	0	561,016	561,016
36	ML-6	SE	0	0	0	0	0	0
37	ML-6	ML-2	0	0	0	0	0	0
38	ML-6	ML-3	0	0	0	0	0	0
39	ML-6	SW	0	0	0	0	0	0
40	ML-6	ML-5	0	0	0	0	0	0
41	ML-6	ML-6	9,519	0	0	0	9,519	0
42	ML-6	ML-7	892,721	0	0	0	892,721	892,721
43	ML-7	SE	0	0	0	0	0	0
44	ML-7	ML-2	0	0	0	0	0	0
45	ML-7	ML-3	20,681,947	0	0	0	0	20,681,947
46	ML-7	SW	0	0	0	0	0	0
47	ML-7	ML-5	0	0	0	0	0	0
48	ML-7	ML-6	2,696,722	0	0	0	0	2,696,722
49	ML-7	ML-7	585,020,268	0	0	0	0	585,020,268
50	TOTAL (Dth)		1,437,115,871	229,455,811	264,112,965	421,616,500	255,632,363	1,167,643,754
51	TOTAL (Mcf) (1)		1,397,972,637	223,206,042	256,919,227	410,132,782	248,669,614	1,135,840,228
52	Enable Reallocation		0			26,461,000	(26,461,000)	
53	Adjusted TOTAL Transport (Mcf) (1)		1,397,972,637	223,206,042	256,919,227	436,593,782	222,208,614	1,135,840,228

(1) Conversion Factor

1.028

ANR PIPELINE COMPANY
Derived Transactional Throughput By Rate Route
2014

Line No.	REC-SEG	DEL-SEG	JANUARY (Col. 1)	FEBRUARY (Col. 2)	MARCH (Col. 3)	APRIL (Col. 4)	MAY (Col. 5)	JUNE (Col. 6)	JULY (Col. 7)	AUGUST (Col. 8)	SEPTEMBER (Col. 9)	OCTOBER (Col. 10)	NOVEMBER (Col. 11)	DECEMBER (Col. 12)	TOTAL (Col. 13)
1	SE	SE	14,654,814	17,379,529	16,562,969	9,287,351	9,930,887	8,300,921	11,384,317	12,749,700	11,655,978	11,978,077	7,781,492	9,753,467	141,419,502
2	SE	ML-2	1,624,116	18,494	159,551	188,839	538,720	302,014	557,277	306,714	400,774	471,260	1,519,789	1,245,491	7,333,039
3	SE	ML-3	1,681,430	1,381,854	1,305,217	1,836,837	2,117,567	1,948,600	1,649,546	984,111	1,259,753	1,839,952	5,294,618	4,166,924	25,466,409
4	SE	SW	0	0	60,696	0	0	0	0	0	0	0	0	0	60,696
5	SE	ML-5	0	0	0	0	0	0	0	0	0	0	0	0	0
6	SE	ML-6	0	0	0	0	0	0	0	0	0	0	26,694	4,943	31,637
7	SE	ML-7	1,311,899	1,217,215	1,721,432	8,903,732	9,124,862	6,689,220	5,002,240	3,512,826	4,703,459	4,000,317	5,375,046	3,582,280	55,144,528
8	ML-2	SE	N/A	N/A	N/A	N/A	N/A	N/A	N/A	N/A	N/A	N/A	N/A	N/A	0
9	ML-2	ML-2	1,859,050	1,156,513	375,367	273,021	54,491	55,301	77,405	309,457	131,653	50,281	132,462	384,513	4,859,514
10	ML-2	ML-3	5,084,592	4,639,707	4,457,425	1,357,395	1,044,324	668,753	882,698	735,975	502,247	617,799	2,202,205	3,866,584	26,059,704
11	ML-2	SW	0	0	37,804	0	0	0	0	0	0	0	0	0	37,804
12	ML-2	ML-5	0	0	0	0	0	0	0	0	0	0	0	0	0
13	ML-2	ML-6	7,615	19,402	47,729	5,901	0	0	0	0	0	0	19,447	104,008	204,102
14	ML-2	ML-7	20,531,855	17,581,347	18,484,073	10,071,330	7,420,735	9,627,043	7,830,117	5,809,178	5,114,159	4,431,731	3,168,223	3,785,745	113,855,536
15	ML-3	SE	N/A	N/A	N/A	N/A	N/A	N/A	N/A	N/A	N/A	N/A	N/A	N/A	0
16	ML-3	ML-2	N/A	N/A	N/A	N/A	N/A	N/A	N/A	N/A	N/A	N/A	N/A	N/A	0
17	ML-3	ML-3	4,524,785	3,416,146	2,715,597	2,160,669	1,933,886	2,143,633	2,005,420	2,309,507	2,453,857	2,399,451	2,593,353	2,813,175	31,469,479
18	ML-3	SW	N/A	N/A	N/A	N/A	N/A	N/A	N/A	N/A	N/A	N/A	N/A	N/A	0
19	ML-3	ML-5	N/A	N/A	N/A	0	0	0	0	0	0	0	0	0	0
20	ML-3	ML-6	0	0	0	0	0	0	0	0	0	0	0	0	0
21	ML-3	ML-7	4,228,305	8,566,012	12,442,322	8,677,738	9,026,696	11,251,881	11,400,803	13,006,133	14,605,719	19,542,864	21,004,193	23,341,386	157,094,052
22	SW	SE	0	0	0	0	0	0	0	0	0	0	0	0	0
23	SW	ML-2	0	0	0	0	0	0	0	0	0	0	0	0	0
24	SW	ML-3	360,355	214,232	165,465	158,088	224,795	142,888	188,306	128,287	137,605	205,848	448,888	426,036	2,800,793
25	SW	SW	1,413,631	2,435,273	2,215,530	849,609	358,631	254,744	320,377	553,449	582,062	246,492	381,152	339,119	9,950,069
26	SW	ML-5	199,827	94,254	128,748	181,842	153,908	124,511	184,621	201,586	100,525	198,223	100,525	99,648	1,820,967
27	SW	ML-6	2,146,804	2,038,358	2,047,896	1,868,365	1,873,444	1,324,503	1,220,240	1,196,916	1,505,500	1,702,186	2,010,890	2,044,102	20,979,204
28	SW	ML-7	21,074,667	19,570,812	21,895,879	18,278,937	18,612,369	18,848,812	19,167,968	17,597,628	16,621,094	16,452,074	19,958,409	20,484,077	228,561,932
29	ML-5	SE	0	0	0	0	0	0	0	0	0	0	0	0	0
30	ML-5	ML-2	0	0	0	0	0	0	0	0	0	0	0	0	0
31	ML-5	ML-3	0	0	0	0	0	0	0	0	0	0	0	0	0
32	ML-5	SW	N/A	N/A	N/A	N/A	N/A	N/A	N/A	N/A	N/A	N/A	N/A	N/A	0
33	ML-5	ML-5	0	0	0	0	0	0	0	0	0	0	0	0	0
34	ML-5	ML-6	18,705	16,895	12,470	2,595	5,108	2,472	2,554	5,108	3,707	5,108	12,111	17,878	104,711
35	ML-5	ML-7	0	0	0	161,167	81,129	128,817	181,040	17,597,628	8,863	0	0	0	561,016
36	ML-6	SE	N/A	N/A	N/A	N/A	N/A	N/A	N/A	N/A	N/A	N/A	N/A	N/A	0
37	ML-6	ML-2	0	0	0	0	0	0	0	0	0	0	0	0	0
38	ML-6	ML-3	0	0	0	0	0	0	0	0	0	0	0	0	0
39	ML-6	SW	N/A	N/A	N/A	N/A	N/A	N/A	N/A	N/A	N/A	N/A	N/A	N/A	0
40	ML-6	ML-5	N/A	N/A	N/A	N/A	N/A	N/A	N/A	N/A	N/A	N/A	N/A	N/A	0
41	ML-6	ML-6	7,885	80	1,434	0	120	0	0	0	0	0	0	0	9,519
42	ML-6	ML-7	45,888	31,665	63,523	74,103	57,574	94,417	100,096	97,049	92,894	58,543	85,553	91,416	892,721
43	ML-7	SE	N/A	N/A	N/A	N/A	N/A	N/A	N/A	N/A	N/A	N/A	N/A	N/A	0
44	ML-7	ML-2	N/A	N/A	N/A	N/A	N/A	N/A	N/A	N/A	N/A	N/A	N/A	N/A	0
45	ML-7	ML-3	5,129,799	4,104,614	3,874,335	779,109	610,438	492,837	446,558	524,306	634,394	789,889	1,860,279	1,435,389	20,681,947
46	ML-7	SW	N/A	N/A	N/A	N/A	N/A	N/A	N/A	N/A	N/A	N/A	N/A	N/A	0
47	ML-7	ML-5	N/A	N/A	N/A	N/A	N/A	N/A	N/A	N/A	N/A	N/A	N/A	N/A	0
48	ML-7	ML-6	831,440	645,169	317,741	58,910	37,676	15,680	10,889	40,834	40,180	65,007	364,455	268,741	2,696,722
49	ML-7	ML-7	87,987,932	76,984,355	64,826,338	38,797,982	34,137,485	33,734,374	35,813,957	38,286,960	35,429,684	33,028,330	51,082,964	54,909,907	585,020,268
50	TOTAL (Dth)		174,725,394	161,511,926	153,919,541	103,973,520	97,344,211	96,180,024	98,366,319	98,338,759	96,085,168	98,083,432	125,422,748	133,164,829	1,437,115,871
51	TOTAL (Mcf) (2)		169,966,337	157,112,768	149,727,180	101,141,556	94,692,812	93,560,335	95,687,081	95,660,271	93,468,062	95,411,899	122,006,564	129,537,771	1,397,972,636
52	Storage (Dth) (1) (3)		5,071,133	3,984,426	7,464,449	25,551,010	34,594,507	33,468,677	38,050,599	38,451,079	39,890,630	31,821,746	12,522,978	9,786,526	280,657,760
53	Storage (Mcf) (2) (3)		4,933,009	3,875,901	7,261,137	24,855,068	33,652,244	32,557,079	37,014,201	37,403,773	38,804,115	30,955,006	12,181,885	9,519,967	273,013,385

(1) Storage transactional throughput calculated excluding Storage Cycling Fuel retained as reported on Attachment 1, Page 13 of 15, line 53.

(2) Conversion Factor 1.028

ANR PIPELINE COMPANY
Fuel Percentages By Rate Route
2014

Line No.	REC-SEG	DEL-SEG	1/14-3/14 Fuel		4/14-12/14 Fuel	
			Trans (Col. 1)	Gath (Col. 2)	Trans (Col. 3)	Gath (Col. 4)
1	SE	SE	0.35%	0.00%	0.45%	0.00%
2	SE	ML-2	1.26%	0.00%	1.24%	0.00%
3	SE	ML-3	2.01%	0.00%	1.89%	0.00%
4	SE	SW	0.42%	0.00%	0.43%	0.00%
5	SE	ML-5	1.13%	0.00%	1.16%	0.00%
6	SE	ML-6	2.30%	0.00%	2.37%	0.00%
7	SE	ML-7	2.30%	0.00%	2.37%	0.00%
8	ML-2	SE	0.00%	0.00%	0.00%	0.00%
9	ML-2	ML-2	0.98%	0.00%	1.22%	0.00%
10	ML-2	ML-3	1.73%	0.00%	1.87%	0.00%
11	ML-2	SW	0.14%	0.00%	0.41%	0.00%
12	ML-2	ML-5	0.85%	0.00%	1.14%	0.00%
13	ML-2	ML-6	2.02%	0.00%	2.35%	0.00%
14	ML-2	ML-7	2.02%	0.00%	2.35%	0.00%
15	ML-3	SE	0.00%	0.00%	0.00%	0.00%
16	ML-3	ML-2	0.00%	0.00%	0.00%	0.00%
17	ML-3	ML-3	0.82%	0.00%	1.08%	0.00%
18	ML-3	SW	0.00%	0.00%	0.00%	0.00%
19	ML-3	ML-5	0.00%	0.00%	0.35%	0.00%
20	ML-3	ML-6	1.11%	0.00%	1.56%	0.00%
21	ML-3	ML-7	1.11%	0.00%	1.56%	0.00%
22	SW	SE	1.63%	0.00%	2.26%	0.00%
23	SW	ML-2	2.54%	0.00%	3.05%	0.00%
24	SW	ML-3	3.29%	0.00%	3.70%	0.00%
25	SW	SW	1.12%	0.00%	1.28%	0.00%
26	SW	ML-5	1.83%	0.00%	2.01%	0.00%
27	SW	ML-6	3.00%	0.00%	3.22%	0.00%
28	SW	ML-7	3.29%	0.00%	3.70%	0.00%
29	ML-5	SE	0.58%	0.00%	1.41%	0.00%
30	ML-5	ML-2	1.49%	0.00%	2.20%	0.00%
31	ML-5	ML-3	2.24%	0.00%	2.85%	0.00%
32	ML-5	SW	0.00%	0.00%	0.00%	0.00%
33	ML-5	ML-5	0.78%	0.00%	1.16%	0.00%
34	ML-5	ML-6	1.95%	0.00%	2.37%	0.00%
35	ML-5	ML-7	2.24%	0.00%	2.85%	0.00%
36	ML-6	SE	0.00%	0.00%	0.00%	0.00%
37	ML-6	ML-2	0.78%	0.00%	1.47%	0.00%
38	ML-6	ML-3	1.53%	0.00%	2.12%	0.00%
39	ML-6	SW	0.00%	0.00%	0.00%	0.00%
40	ML-6	ML-5	0.00%	0.00%	0.00%	0.00%
41	ML-6	ML-6	1.24%	0.00%	1.64%	0.00%
42	ML-6	ML-7	1.53%	0.00%	2.12%	0.00%
43	ML-7	SE	0.00%	0.00%	0.00%	0.00%
44	ML-7	ML-2	0.00%	0.00%	0.00%	0.00%
45	ML-7	ML-3	0.36%	0.00%	0.91%	0.00%
46	ML-7	SW	0.00%	0.00%	0.00%	0.00%
47	ML-7	ML-5	0.00%	0.00%	0.00%	0.00%
48	ML-7	ML-6	0.36%	0.00%	0.91%	0.00%
49	ML-7	ML-7	0.36%	0.00%	0.91%	0.00%
50	STORAGE		0.73%		1.07%	

ANR PIPELINE COMPANY
Fuel and L&U Retained By Rate Route
2014

Line No.	REC-SEG	DEL-SEG	JANUARY (Col. 1)	FEBRUARY (Col. 2)	MARCH (Col. 3)	APRIL (Col. 4)	MAY (Col. 5)	JUNE (Col. 6)	JULY (Col. 7)	AUGUST (Col. 8)	SEPTEMBER (Col. 9)	OCTOBER (Col. 10)	NOVEMBER (Col. 11)	DECEMBER (Col. 12)	Total 2014 (Col. 13)
1	SE	SE	51,472	61,042	58,174	41,982	44,891	37,523	51,461	57,633	52,689	54,145	35,175	44,089	590,276
2	SE	ML-2	20,725	236	2,036	2,371	6,764	3,792	6,997	3,851	5,032	5,917	19,082	15,638	92,441
3	SE	ML-3	34,490	28,345	26,773	35,385	40,793	37,538	31,777	18,958	24,268	35,445	101,996	80,272	496,040
4	SE	SW	0	0	256	0	0	0	0	0	0	0	0	0	256
5	SE	ML-5	0	0	0	0	0	0	0	0	0	0	0	0	0
6	SE	ML-6	0	0	0	0	0	0	0	0	0	0	648	120	768
7	SE	ML-7	30,884	28,655	40,525	216,141	221,509	162,383	121,431	85,275	114,178	97,109	130,481	86,961	1,335,532
8	ML-2	SE	0	0	0	0	0	0	0	0	0	0	0	0	0
9	ML-2	ML-2	18,399	11,446	3,715	3,372	673	683	956	3,822	1,626	621	1,636	4,749	51,698
10	ML-2	ML-3	89,512	81,680	78,471	25,867	19,901	12,744	16,821	14,025	9,571	11,773	41,966	73,683	476,014
11	ML-2	SW	0	0	53	0	0	0	0	0	0	0	0	0	53
12	ML-2	ML-5	0	0	0	0	0	0	0	0	0	0	0	0	0
13	ML-2	ML-6	157	400	984	142	0	0	0	0	0	0	468	2,503	4,654
14	ML-2	ML-7	423,294	362,465	381,076	242,372	178,584	231,680	188,436	139,801	123,075	106,652	76,245	91,106	2,544,786
15	ML-3	SE	0	0	0	0	0	0	0	0	0	0	0	0	0
16	ML-3	ML-2	0	0	0	0	0	0	0	0	0	0	0	0	0
17	ML-3	ML-3	37,410	28,244	22,452	23,590	21,114	23,404	21,895	25,215	26,791	26,197	28,314	30,714	315,340
18	ML-3	SW	0	0	0	0	0	0	0	0	0	0	0	0	0
19	ML-3	ML-5	0	0	0	0	0	0	0	0	0	0	0	0	0
20	ML-3	ML-6	0	0	0	0	0	0	0	0	0	0	0	0	0
21	ML-3	ML-7	47,461	96,150	139,660	137,518	143,048	178,311	180,671	206,111	231,460	309,700	332,858	369,896	2,372,844
22	SW	SE	0	0	0	0	0	0	0	0	0	0	0	0	0
23	SW	ML-2	0	0	0	0	0	0	0	0	0	0	0	0	0
24	SW	ML-3	12,259	7,288	5,629	6,074	8,637	5,490	7,235	4,929	5,287	7,909	17,247	16,369	104,353
25	SW	SW	16,012	25,095	11,016	4,650	3,303	4,154	7,176	7,547	3,196	4,942	4,397	4,397	119,072
26	SW	ML-5	3,725	1,757	2,400	3,730	3,144	3,157	2,554	3,787	4,135	4,066	2,062	2,044	36,561
27	SW	ML-6	66,396	63,042	63,337	62,163	62,332	44,068	40,599	39,823	50,900	56,634	66,905	68,010	683,399
28	SW	ML-7	716,944	665,784	744,881	702,306	715,117	724,171	736,464	676,129	638,609	632,115	766,834	787,031	8,506,385
29	ML-5	SE	0	0	0	0	0	0	0	0	0	0	0	0	0
30	ML-5	ML-2	0	0	0	0	0	0	0	0	0	0	0	0	0
31	ML-5	ML-3	0	0	0	0	0	0	0	0	0	0	0	0	0
32	ML-5	SW	0	0	0	0	0	0	0	0	0	0	0	0	0
33	ML-5	ML-5	0	0	0	0	0	0	0	0	0	0	0	0	0
34	ML-5	ML-6	372	336	248	63	124	60	62	124	90	124	294	434	2,331
35	ML-5	ML-7	0	0	0	4,728	2,380	3,779	5,311	0	260	0	0	0	16,458
36	ML-6	SE	0	0	0	0	0	0	0	0	0	0	0	0	0
37	ML-6	ML-2	0	0	0	0	0	0	0	0	0	0	0	0	0
38	ML-6	ML-3	0	0	0	0	0	0	0	0	0	0	0	0	0
39	ML-6	SW	0	0	0	0	0	0	0	0	0	0	0	0	0
40	ML-6	ML-5	0	0	0	0	0	0	0	0	0	0	0	0	0
41	ML-6	ML-6	99	1	18	0	2	0	0	0	0	0	0	0	120
42	ML-6	ML-7	713	492	987	1,605	1,247	2,045	2,168	2,102	2,012	1,268	1,853	1,980	18,472
43	ML-7	SE	0	0	0	0	0	0	0	0	0	0	0	0	0
44	ML-7	ML-2	0	0	0	0	0	0	0	0	0	0	0	0	0
45	ML-7	ML-3	18,534	14,830	13,998	7,155	5,606	4,526	4,101	4,815	5,826	7,254	17,084	13,182	116,911
46	ML-7	SW	0	0	0	0	0	0	0	0	0	0	0	0	0
47	ML-7	ML-5	0	0	0	0	0	0	0	0	0	0	0	0	0
48	ML-7	ML-6	3,004	2,331	1,148	541	346	144	100	375	369	597	3,347	2,468	14,770
49	ML-7	ML-7	317,901	278,145	234,218	356,304	313,504	309,802	328,900	351,611	325,371	303,318	469,124	504,269	4,092,467
50	TOTAL TRANSPORTATION (Dth)		1,909,763	1,760,253	1,846,134	1,884,425	1,794,366	1,788,603	1,752,093	1,645,562	1,628,286	1,664,040	2,118,561	2,199,915	21,992,001
51	TOTAL TRANSPORTATION (McF) (1)		1,857,746	1,712,308	1,795,850	1,833,098	1,745,492	1,739,886	1,704,371	1,600,741	1,583,936	1,618,716	2,060,857	2,139,995	21,392,997
52	STORAGE INJ. FUEL (Dth)		0	0	0	187,894	254,397	246,118	279,812	282,757	293,343	234,007	92,090	71,967	1,942,385
53	STORAGE CYCLING FUEL (Dth)		0	0	0	6,962	0	0	0	0	0	0	0	0	6,962
54	TOTAL STORAGE FUEL RETAINED (Dth)		0	0	0	194,856	254,397	246,118	279,812	282,757	293,343	234,007	92,090	71,967	1,949,347
55	STORAGE FUEL RETAINED (McF) (1)		0	0	0	189,549	247,468	239,414	272,191	275,055	285,353	227,633	89,582	70,007	1,896,252
56	TOTAL FUEL RETAINED (Dth)		1,909,763	1,760,253	1,846,134	2,079,281	2,048,763	2,034,721	2,031,905	1,928,319	1,921,629	1,898,047	2,210,651	2,271,882	23,941,348
57	TOTAL FUEL RETAINED (McF) (1)		1,857,746	1,712,308	1,795,850	2,022,647	1,992,960	1,979,301	1,976,561	1,875,797	1,869,289	1,846,349	2,150,439	2,210,002	23,289,249

(1) Conversion Factor

1.028

ANR PIPELINE COMPANY
Fuel and L&U Retained by Rate Segment
2014

Line No.	REC-SEG	DEL-SEG	System Throughput (Col. 1)	SouthEast Area (Col. 2)	SouthWest Area (Col. 3)	SouthEast Leg (Col. 4)	SouthWest Leg (Col. 5)	Northern Segment (Col. 6)	L&U (Col. 7)
Transactional Throughput Grossed Up for Fuel and L&U									
1	SE		142,009,778	142,009,778	0	0	0	0	142,009,778
2	SE	ML-2	7,425,480	7,425,480	0	7,425,480	0	0	7,425,480
3	SE	ML-3	25,962,449	25,962,449	0	25,962,449	0	0	25,962,449
4	SE	SW	60,952	60,952	0	60,952	(60,952)	60,952	60,952
5	SE	ML-5	0	0	0	0	0	0	0
6	SE	ML-6	32,405	32,405	0	32,405	0	32,405	32,405
7	SE	ML-7	56,480,060	56,480,060	0	56,480,060	0	56,480,060	56,480,060
8	ML-2	SE	0	0	0	0	0	0	0
9	ML-2	ML-2	4,911,212	0	0	4,911,212	0	0	4,911,212
10	ML-2	ML-3	26,535,718	0	0	26,535,718	0	0	26,535,718
11	ML-2	SW	37,857	0	0	37,857	(37,857)	37,857	37,857
12	ML-2	ML-5	0	0	0	0	0	0	0
13	ML-2	ML-6	208,756	0	0	208,756	0	208,756	208,756
14	ML-2	ML-7	116,400,322	0	0	116,400,322	0	116,400,322	116,400,322
15	ML-3	SE	0	0	0	0	0	0	0
16	ML-3	ML-2	0	0	0	0	0	0	0
17	ML-3	ML-3	31,784,819	0	0	31,784,819	0	0	31,784,819
18	ML-3	SW	0	0	0	0	0	0	0
19	ML-3	ML-5	0	0	0	0	0	0	0
20	ML-3	ML-6	0	0	0	0	0	0	0
21	ML-3	ML-7	159,466,896	0	0	159,466,896	0	159,466,896	159,466,896
22	SW	SE	0	0	0	0	0	0	0
23	SW	ML-2	0	0	0	0	0	0	0
24	SW	ML-3	2,905,146	0	2,905,146	0	2,905,146	2,905,146	2,905,146
25	SW	SW	10,069,141	0	10,069,141	0	0	0	10,069,141
26	SW	ML-5	1,857,528	0	1,857,528	0	1,857,528	0	1,857,528
27	SW	ML-6	21,662,603	0	21,662,603	0	21,662,603	0	21,662,603
28	SW	ML-7	237,068,317	0	237,068,317	0	237,068,317	237,068,317	237,068,317
29	ML-5	SE	0	0	0	0	0	0	0
30	ML-5	ML-2	0	0	0	0	0	0	0
31	ML-5	ML-3	0	0	0	0	0	0	0
32	ML-5	SW	0	0	0	0	0	0	0
33	ML-5	ML-5	0	0	0	0	0	0	0
34	ML-5	ML-6	107,042	0	0	107,042	0	0	107,042
35	ML-5	ML-7	577,474	0	0	0	577,474	577,474	577,474
36	ML-6	SE	0	0	0	0	0	0	0
37	ML-6	ML-2	0	0	0	0	0	0	0
38	ML-6	ML-3	0	0	0	0	0	0	0
39	ML-6	SW	0	0	0	0	0	0	0
40	ML-6	ML-5	0	0	0	0	0	0	0
41	ML-6	ML-6	9,639	0	0	9,639	0	0	9,639
42	ML-6	ML-7	911,193	0	0	0	911,193	911,193	911,193
43	ML-7	SE	0	0	0	0	0	0	0
44	ML-7	ML-2	0	0	0	0	0	0	0
45	ML-7	ML-3	20,798,858	0	0	0	20,798,858	20,798,858	20,798,858
46	ML-7	SW	0	0	0	0	0	0	0
47	ML-7	ML-5	0	0	0	0	0	0	0
48	ML-7	ML-6	2,711,492	0	0	0	2,711,492	2,711,492	2,711,492
49	ML-7	ML-7	589,112,735	0	0	0	589,112,735	589,112,735	589,112,735
50	TOTAL (Dth)		1,459,107,872	231,971,124	273,562,735	429,306,926	265,000,133	1,186,772,463	1,459,107,872
51	Fuel and L&U Retained by Rate Segment								
52	Unadjusted Fuel and L&U Retainec		23,660,840	200,998	2,482,131	6,451,945	5,097,566	4,938,459	4,489,741
53	Adjustments								
54	SE-SE (L&U)		0	0	0	0	0	0	0
54	SE-ML2		(50,091)	0	0	(50,091)	0	0	0
55	ML2-ML2		(35,347)	0	0	(35,347)	0	0	0
56	ML3-ML3		(263,994)	0	0	(263,994)	0	0	0
57	ML3-ML6		0	0	0	0	0	0	0
58	ML3-ML7		(1,290,412)	0	0	(1,290,412)	0	0	0
59	SW-ML5		(22,304)	0	0	0	(22,304)	0	0
60	ML5-ML-5		0	0	0	0	0	0	0
61	ML6-ML3		0	0	0	0	0	0	0
62	ML6-ML6		(68)	0	0	0	(68)	0	0
63	ML6-ML7		(6,623)	0	0	0	(6,623)	0	0
64	Total Fuel and L&U Retained (Dth)		21,992,001	200,998	2,482,131	4,812,101	5,068,571	4,938,459	4,489,741
65	Total Fuel and L&U Retained (Mcf)		21,392,997	195,523	2,414,524	4,681,032	4,930,517	4,803,949	4,367,452
66	Enable Reallocation		0			524,658	(524,658)		
67	Adjusted Total Fuel and L&U Retained (Mcf)		21,392,997	195,523	2,414,524	5,205,690	4,405,859	4,803,949	4,367,452
	Transporter's Use								
68	Fuel & L&U Retained by Rate Segment		21,392,997	195,523	2,414,524	5,205,690	4,405,859	4,803,949	4,367,452
69	Less: Def.Transporter's Use Bal. - 2013 (Over)/Under Rec.		1,021,327	(413,776)	(310,070)	(743,905)	(383,400)	24,682	2,847,796
70	Current Transporter's Use		20,371,670	609,299	2,724,594	5,949,595	4,789,259	4,779,267	1,519,656
								Storage	Total Co. Use
								1,896,252	23,289,249
								298,660	1,319,987
								1,597,592	21,969,262

ANR PIPELINE COMPANY
Fuel and L&U Retained by Rate Segment

Line No.	REC-SEG	DEL-SEG	IAN thru MAR 2014						APR thru DEC							
			System Throughput (Col. 1)	SouthEast Area (Col. 2)	SouthWest Area (Col. 3)	SouthWest Leg (Col. 4)	Northern Leg (Col. 5)	Northern Segment (Col. 6)	L&U (Col. 7)	System Throughput (Col. 1)	SouthEast Area (Col. 2)	SouthWest Area (Col. 3)	SouthWest Leg (Col. 4)	Northern Leg (Col. 5)	Northern Segment (Col. 6)	L&U (Col. 7)
Transactional Throughput Grossed Up for Fuel and L&U																
1	SE	SE	48,768,000	48,768,000	0	0	0	0	48,768,000	93,241,778	93,241,778	0	0	0	0	93,241,778
2	SE	ML-2	1,825,158	1,825,158	0	1,825,158	0	0	1,825,158	5,600,322	5,600,322	0	5,600,322	0	0	5,600,322
3	SE	ML-3	4,458,109	4,458,109	0	4,458,109	0	0	4,458,109	21,504,340	21,504,340	0	21,504,340	0	0	21,504,340
4	SE	SW	60,952	60,952	0	60,952	(60,952)	60,952	60,952	0	0	0	0	0	0	0
5	SE	ML-5	0	0	0	0	0	0	0	0	0	0	0	0	0	0
6	SE	ML-6	0	0	0	0	0	0	0	32,405	32,405	0	32,405	0	32,405	32,405
7	SE	ML-7	4,350,610	4,350,610	0	4,350,610	0	4,350,610	4,350,610	52,129,450	52,129,450	0	52,129,450	0	52,129,450	52,129,450
8	ML-2	SE	0	0	0	0	0	0	0	0	0	0	0	0	0	0
9	ML-2	ML-2	3,424,490	0	0	3,424,490	0	0	3,424,490	1,486,722	0	0	1,486,722	0	0	1,486,722
10	ML-2	ML-3	14,431,387	0	0	14,431,387	0	0	14,431,387	12,104,331	0	0	12,104,331	0	0	12,104,331
11	ML-2	SW	37,857	0	0	37,857	(37,857)	37,857	37,857	0	0	0	0	0	0	0
12	ML-2	ML-5	0	0	0	0	0	0	0	0	0	0	0	0	0	0
13	ML-2	ML-6	76,287	0	0	76,287	0	76,287	76,287	132,469	0	0	132,469	0	132,469	132,469
14	ML-2	ML-7	57,764,110	0	0	57,764,110	0	57,764,110	57,764,110	58,636,212	0	0	58,636,212	0	58,636,212	58,636,212
15	ML-3	SE	0	0	0	0	0	0	0	0	0	0	0	0	0	0
16	ML-3	ML-2	0	0	0	0	0	0	0	0	0	0	0	0	0	0
17	ML-3	ML-3	10,744,634	0	0	10,744,634	0	0	10,744,634	21,040,185	0	0	21,040,185	0	0	21,040,185
18	ML-3	SW	0	0	0	0	0	0	0	0	0	0	0	0	0	0
19	ML-3	ML-5	0	0	0	0	0	0	0	0	0	0	0	0	0	0
20	ML-3	ML-6	0	0	0	0	0	0	0	0	0	0	0	0	0	0
21	ML-3	ML-7	25,519,910	0	0	25,519,910	0	25,519,910	25,519,910	133,946,986	0	0	133,946,986	0	133,946,986	133,946,986
22	SW	SE	0	0	0	0	0	0	0	0	0	0	0	0	0	0
23	SW	ML-2	0	0	0	0	0	0	0	0	0	0	0	0	0	0
24	SW	ML-3	765,228	0	0	765,228	0	765,228	765,228	2,139,918	0	2,139,918	0	2,139,918	2,139,918	2,139,918
25	SW	SW	6,133,125	0	6,133,125	0	6,133,125	0	6,133,125	3,936,016	0	3,936,016	0	3,936,016	3,936,016	3,936,016
26	SW	ML-5	430,711	0	430,711	0	430,711	0	430,711	1,426,817	0	1,426,817	0	1,426,817	1,426,817	1,426,817
27	SW	ML-6	6,425,833	0	6,425,833	0	6,425,833	0	6,425,833	15,236,770	0	15,236,770	0	15,236,770	15,236,770	15,236,770
28	SW	ML-7	64,668,967	0	64,668,967	0	64,668,967	64,668,967	64,668,967	172,399,350	0	172,399,350	0	172,399,350	172,399,350	172,399,350
29	ML-5	SE	0	0	0	0	0	0	0	0	0	0	0	0	0	0
30	ML-5	ML-2	0	0	0	0	0	0	0	0	0	0	0	0	0	0
31	ML-5	ML-3	0	0	0	0	0	0	0	0	0	0	0	0	0	0
32	ML-5	SW	0	0	0	0	0	0	0	0	0	0	0	0	0	0
33	ML-5	ML-5	0	0	0	0	0	0	0	0	0	0	0	0	0	0
34	ML-5	ML-6	49,026	0	0	49,026	0	49,026	49,026	58,016	0	0	58,016	0	58,016	58,016
35	ML-5	ML-7	0	0	0	0	0	0	0	577,474	0	0	577,474	577,474	577,474	
36	ML-6	SE	0	0	0	0	0	0	0	0	0	0	0	0	0	0
37	ML-6	ML-2	0	0	0	0	0	0	0	0	0	0	0	0	0	0
38	ML-6	ML-3	0	0	0	0	0	0	0	0	0	0	0	0	0	0
39	ML-6	SW	0	0	0	0	0	0	0	0	0	0	0	0	0	0
40	ML-6	ML-5	0	0	0	0	0	0	0	0	0	0	0	0	0	0
41	ML-6	ML-6	9,517	0	0	9,517	0	9,517	9,517	122	0	0	122	0	122	122
42	ML-6	ML-7	143,268	0	0	143,268	0	143,268	143,268	767,925	0	0	767,925	767,925	767,925	767,925
43	ML-7	SE	0	0	0	0	0	0	0	0	0	0	0	0	0	0
44	ML-7	ML-2	0	0	0	0	0	0	0	0	0	0	0	0	0	0
45	ML-7	ML-3	13,156,110	0	0	13,156,110	0	13,156,110	13,156,110	7,642,748	0	0	7,642,748	7,642,748	7,642,748	7,642,748
46	ML-7	SW	0	0	0	0	0	0	0	0	0	0	0	0	0	0
47	ML-7	ML-5	0	0	0	0	0	0	0	0	0	0	0	0	0	0
48	ML-7	ML-6	1,800,833	0	0	1,800,833	0	1,800,833	1,800,833	910,659	0	0	910,659	910,659	910,659	910,659
49	ML-7	ML-7	230,628,889	0	0	230,628,889	0	230,628,889	230,628,889	358,483,846	0	0	358,483,846	358,483,846	358,483,846	358,483,846
50	TOTAL (Dth)		495,673,011	59,462,829	78,423,864	122,693,504	72,393,741	398,973,021	495,673,011	963,434,861	172,508,295	195,138,871	306,613,422	192,606,392	787,799,442	963,434,861
51	Fuel and L&U %			0.28%	1.05%	1.66%	1.88%	0.29%	0.07%		0.02%	0.85%	1.44%	1.94%	0.48%	0.43%
52	Fuel and L&U Retained by Rate Segment															
53	Unadjusted Fuel and L&U Retained		5,891,654	166,496	823,451	2,036,712	1,361,002	1,157,022	346,971	17,769,187	34,502	1,658,680	4,415,233	3,736,564	3,781,437	4,142,770
54	Adjustments		0	0	0	0	0	0	0	0	0	0	0	0	0	0
55	SE-SE (L&U)		0	0	0	0	0	0	0	0	0	0	0	0	0	0
56	SE-ML2		(13,689)	0	0	(13,689)	0	0	0	(36,402)	0	(36,402)	0	0	0	0
57	ML2-ML2		(25,684)	0	0	(25,684)	0	0	0	(9,664)	0	(9,664)	0	0	0	0
58	ML3-ML3		(97,776)	0	0	(97,776)	0	0	0	(166,217)	0	(166,217)	0	0	0	0
59	ML3-ML6		0	0	0	0	0	0	0	0	0	0	0	0	0	0
60	ML3-ML7		(232,231)	0	0	(232,231)	0	0	0	(1,058,181)	0	(1,058,181)	0	0	0	0
61	SW-ML5		(5,039)	0	0	(5,039)	0	0	0	(17,264)	0	(17,264)	0	(17,264)	0	0
62	ML5-ML5		0	0	0	0	0	0	0	0	0	0	0	0	0	0
63	ML6-ML3		0	0	0	0	0	0	0	0	0	0	0	0	0	0
64	ML6-ML6		(68)	0	0	(68)	0	0	0	(1)	0	(1)	0	(1)	0	0
65	ML6-ML7		(1,017)	0	0	(1,017)	0	0	0	(5,606)	0	(5,606)	0	(5,606)	0	0
66	Total Fuel and L&U Retained (Dth)		5,516,150	166,496	823,451	1,667,332	1,354,878	1,157,022	346,971	16,475,851	34,502	1,658,680	3,144,769	3,713,693	3,781,437	4,142,770
67	Total Fuel and L&U Retained (Mcf)		5,365,905	161,961	801,022	1,621,919	1,317,975	1,125,508	337,521	16,027,092	33,562	1,613,502	3,059,114	3,612,542	3,678,441	4,029,932
68	Enable Reallocation		0	0	0	140,246	(140,246)	0	0	0	0	0	384,412	(384,412)	0	0
69	Adjusted Total Fuel and L&U Retained (Mcf)		5,365,905	161,961	801,022	1,762,165	1,177,729	1,125,508	337,521	16,027,092	33,562	1,613,502	3,443,525	3,228,130	3,678,441	4,029,932

SE AREA	SW AREA	MAINLINE AREA					NORTH	L&U	
SE	SW	SE LEG	ML-2	ML-3	SW LEG	ML-5	ML-6	ML-7	L&U
0.28%	1.05%	1.66%	1.88%	0.29%	0.07%				
0.28%	1.05%	0.91%	0.75%	0.71%	1.17%	0.29%	0.07%		
		55%	45%	38%	62%				

SE AREA	SW AREA	MAINLINE AREA					NORTH	L&U	
SE	SW	SE LEG	ML-2	ML-3	SW LEG	ML-5	ML-6	ML-7	L&U
0.02%									

**ANR PIPELINE COMPANY
DERIVATION OF TRANSPORTATION EPC CHARGE BY ROUTE
DOLLARS PER DTH**

To		Southeast			Southwest			
From	Southeast Area SE	Southern ML-2	Central ML-3	Southwest Area SW	Southern ML-5	Central ML-6	Northern ML-7	
Southeast Area SE	SEA 0 = \$0.0000	SEA+SES 0 + 0 = \$0.0000	SEA+SES+SEC 0 + 0 + 0 = \$0.0000	SEA+SES+SEC+N -SWC-SWS 0 + 0 + 0 + 0.001 - 0 - 0 = \$0.0010	SEA+SES+SEC+N-SWC 0 + 0 + 0 0.001 - 0 = \$0.0010	SEA+SES+SEC+N 0 + 0 0 + 0.001 = \$0.0010	SEA+SES+SEC+N 0 + 0 = 0 + 0.001 = \$0.0010	
Southeast Southern ML-2	Complete Backhaul No Charge	SES 0 = \$0.0000	SES+SEC 0 + 0 = \$0.0000	SES+SEC+N -SWC-SWS 0 + 0 + 0.001 + - 0 - 0 = \$0.0010	SES+SEC+N-SWC 0 + 0 0.001 - 0 = \$0.0010	SES+SEC+N 0 + 0 + 0.001 = \$0.0010	SES+SEC+N 0 + 0 + 0.001 = \$0.0010	
Southeast Central ML-3	Complete Backhaul No Charge	Complete Backhaul No Charge	SEC 0 = \$0.0000	SEC+N-SWC-SWS 0 + 0.001 0 - 0 = \$0.0010	SEC+N-SWC 0 + 0.001 - 0 = \$0.0010	SEC+N 0 + 0.001 = \$0.0010	SEC+N 0 + 0.001 = \$0.0010	
Southwest Area SW	SWA+SWS+SWC+N-SEC-SES 0 + 0 + 0 + 0.001 - 0 - 0 = \$0.0010	SWA+SWS+SWC+N-SEC 0 + 0 + 0 + 0.001 - 0 = \$0.0010	SWA+SWS+SWC+N 0 + 0 0 + 0.001 = \$0.0010	SWA 0 = \$0.0000	SWA+SWS 0 + 0 = \$0.0000	SWA+SWS+SWC 0 + 0 + 0 = \$0.0000	SWA+SWS+SWC+N 0 + 0 0 + 0.001 = \$0.0010	
Southwest Southern ML-5	SWS+SWC+N-SEC-SES 0 + 0 + 0.001 - 0 - 0 = \$0.0010	SWS+SWC+N-SEC 0 + 0 0.001 - 0 = \$0.0010	SWS+SWC+N 0 + 0 + 0.001 = \$0.0010	Complete Backhaul No Charge	SWS 0 = \$0.0000	SWS+SWC 0 + 0 = \$0.0000	SWS+SWC+N 0 + 0 + 0.001 = \$0.0010	
Southwest Central ML-6	Complete Backhaul No Charge	SWC+N-SEC 0 + 0.001 - 0 = \$0.0010	SWC+N 0 + 0.001 = \$0.0010	Complete Backhaul No Charge	Complete Backhaul No Charge	SWC 0 = \$0.0000	SWC + N 0 + 0.001 = \$0.0010	
Northern Segment ML-7	Complete Backhaul No Charge	Complete Backhaul No Charge	N 0.001 = \$0.0010	Complete Backhaul No Charge	Complete Backhaul No Charge	N 0.001 = \$0.0010	N 0.001 = \$0.0010	

ANR PIPELINE COMPANY
COMPARISON OF TRANSPORTATION EPC CHARGE BY ROUTE

FROM	Southeast Area SE			Southeast Southern ML-2			Central ML-3			Southwest Area SW			Southwest Southern ML-5			Central ML-6			Northern ML-7		
	NEW	OLD	CHANGE	NEW	OLD	CHANGE	NEW	OLD	CHANGE	NEW	OLD	CHANGE	NEW	OLD	CHANGE	NEW	OLD	CHANGE	NEW	OLD	CHANGE
Southeast Area SE	\$0.0000	\$0.0000	\$0.0000	\$0.0000	\$0.0000	\$0.0000	\$0.0000	\$0.0000	\$0.0000	\$0.0010	\$0.0008	\$0.0002	\$0.0010	\$0.0008	\$0.0002	\$0.0010	\$0.0008	\$0.0002	\$0.0010	\$0.0008	\$0.0002
Southeast Southern ML-2	-----			\$0.0000	\$0.0000	\$0.0000	\$0.0000	\$0.0000	\$0.0000	\$0.0010	\$0.0008	\$0.0002	\$0.0010	\$0.0008	\$0.0002	\$0.0010	\$0.0008	\$0.0002	\$0.0010	\$0.0008	\$0.0002
Southeast Central ML-3	-----			-----			\$0.0000	\$0.0000	\$0.0000	\$0.0010	\$0.0008	\$0.0002	\$0.0010	\$0.0008	\$0.0002	\$0.0010	\$0.0008	\$0.0002	\$0.0010	\$0.0008	\$0.0002
Southwest Area SW	\$0.0010	\$0.0008	\$0.0002	\$0.0010	\$0.0008	\$0.0002	\$0.0010	\$0.0008	\$0.0002	\$0.0000	\$0.0000	\$0.0000	\$0.0000	\$0.0000	\$0.0000	\$0.0000	\$0.0000	\$0.0000	\$0.0010	\$0.0008	\$0.0002
Southwest Southern ML-5	\$0.0010	\$0.0008	\$0.0002	\$0.0010	\$0.0008	\$0.0002	\$0.0010	\$0.0008	\$0.0002	-----			\$0.0000	\$0.0000	\$0.0000	\$0.0000	\$0.0000	\$0.0000	\$0.0010	\$0.0008	\$0.0002
Southwest Central ML-6	-----			\$0.0010	\$0.0008	\$0.0002	\$0.0010	\$0.0008	\$0.0002	-----			-----			\$0.0000	\$0.0000	\$0.0000	\$0.0010	\$0.0008	\$0.0002
Northern Segment ML-7	-----			-----			\$0.0010	\$0.0008	\$0.0002	-----			-----			\$0.0010	\$0.0008	\$0.0002	\$0.0010	\$0.0008	\$0.0002

ANR PIPELINE COMPANY
Derivation of Transportation EPC Charge by Area and Segment
2014

Line No.		<u>SOUTHEAST AREA</u>	<u>SOUTHWEST AREA</u>	<u>MAINLINE AREA</u>			<u>TOTAL</u>
		<u>TRANSMISSION</u> (Col. 2)	<u>TRANSMISSION</u> (Col. 3)	<u>SOUTHEAST LEG</u> (Col. 4)	<u>SOUTHWEST LEG</u> (Col. 5)	<u>NORTHERN SEGMENT</u> (Co. 6)	(Co. 7)
1	THROUGHPUT						
2	Bcf (1)	223.2	256.9	436.6	222.2	1135.8	
3	MMDth (1)	229.5	264.1	448.8	228.4	1167.6	
4	ELECTRIC POWER COSTS, \$ (2)	\$ -	\$ -	\$ -	\$ -	\$ 1,022,130	\$ 1,022,130
5	CURRENT EPC CHARGE, \$/Dth (3)	<u>\$0.0000</u>	<u>\$0.0000</u>	<u>\$0.0000</u>	<u>\$0.0000</u>	<u>\$0.0009</u>	
6	(OVER)/UNDER RECOVERIES, \$ (Line 14)	\$ -	\$ -	\$ -	\$ -	\$ 160,796	\$ 160,796
7	ANNUAL EPC CHARGE ADJUSTMENT, \$/Dth (4)	<u>\$0.0000</u>	<u>\$0.0000</u>	<u>\$0.0000</u>	<u>\$0.0000</u>	<u>\$0.0001</u>	
8	TRANSPORTATION EPC CHARGE, \$/Dth - (5)	<u>\$0.0000</u>	<u>\$0.0000</u>	<u>\$0.0000</u>	<u>\$0.0000</u>	<u>\$0.0010</u>	<u>\$ 1,182,926</u>

BREAKDOWN OF MAINLINE LEGS BY SEGMENT

SOUTHERN	\$ -	(6)	\$ -	(6)
CENTRAL	\$ -	(6)	\$ -	(6)
TOTAL	\$ -		\$ -	

Derivation of EPC Charge Adjustment for Transportation by Area and Segment

	<u>SOUTHEAST AREA</u>	<u>SOUTHWEST AREA</u>	<u>MAINLINE AREA</u>			<u>TOTAL</u>
	<u>TRANSMISSION</u> (Col. 2)	<u>TRANSMISSION</u> (Col. 3)	<u>SOUTHEAST LEG</u> (Col. 4)	<u>SOUTHWEST LEG</u> (Col. 5)	<u>NORTHERN SEGMENT</u> (Co. 6)	
9	Deferred Balance - January 1, 2014 (7)	\$ -	\$ -	\$ -	\$ 981,984	\$ 981,984
10	Less: Transporter's EPC Collected (8)	-	-	-	857,006	857,006
11	(Over)/Under Recoveries	\$ -	\$ -	\$ -	\$ 124,978	\$ 124,978
12	Interest (9)	-	-	-	35,818	35,818
13	(Over)/Under Recoveries Including Interest	<u>\$ -</u>	<u>\$ -</u>	<u>\$ -</u>	<u>\$ 160,796</u>	<u>\$ 160,796</u>

- (1) Refer to Line 1, Attachment 1, Page 3 of 15. Conversion factor of 1.028 Dth/Mcf.
- (2) Cost of electric power purchases for the period 1/1/14 - 12/31/14. Refer to Attachment 2, Page 4 of 5.
- (3) Current EPC Charge = Line 4 ÷ Line 3.
- (4) Annual EPC Charge Adjustment = Line 6 ÷ Line 3.
- (5) EPC Charge = (Line 4 + Line 6) / Line 3.
- (6) The SEML and SWML have no electric compressor stations.
- (7) Deferred Balance at January 1, 2014 per RP14-549-000, Attachment 2, Page 3 of 5 - line 8.
- (8) Refer to Attachment 2, Page 4 of 5.
- (9) Refer to Attachment 2, Page 5 of 5.

**ANR Pipeline Company
Transportation Electric Power Costs by Segment
2014**

Line No.	Production Month	Southeast Area	Southwest Area	Mainline Area			(1)	Total
				Southeast Leg	Southwest Leg	Northern Segment		
1	January	-	-	-	-	\$ 189,311	\$ 189,311	
2	February	-	-	-	-	150,741	150,741	
3	March	-	-	-	-	95,652	95,652	
4	April	-	-	-	-	75,973	75,973	
5	May	-	-	-	-	14,542	14,542	
6	June	-	-	-	-	14,696	14,696	
7	July	-	-	-	-	14,650	14,650	
8	August	-	-	-	-	14,684	14,684	
9	September	-	-	-	-	14,415	14,415	
10	October	-	-	-	-	106,254	106,254	
11	November	-	-	-	-	163,690	163,690	
12	December	-	-	-	-	167,522	167,522	
13	Total	-	-	-	-	<u>\$ 1,022,130</u>	<u>\$ 1,022,130</u>	

**Transportation EPC Collected by Segment
2014**

Line No.	Production Month	Southeast Area	Southwest Area	Mainline Area			Total
				Southeast Leg	Southwest Leg	Northern Segment	
14	January	-	-	-	-	\$ 85,716	\$ 85,716
15	February	-	-	-	-	77,590	77,590
16	March	-	-	-	-	74,742	74,742
17	April	-	-	-	-	68,852	68,852
18	May	-	-	-	-	63,657	63,657
19	June	-	-	-	-	65,003	65,003
20	July	-	-	-	-	64,346	64,346
21	August	-	-	-	-	63,391	63,391
22	September	-	-	-	-	62,048	62,048
23	October	-	-	-	-	62,963	62,963
24	November	-	-	-	-	82,533	82,533
25	December	-	-	-	-	86,165	86,165
26	Total	-	-	-	-	<u>\$ 857,006</u>	<u>\$ 857,006</u>

(1) Electric compression costs incurred at the Weyauwega Compressor Station in Waupaca County, Wisconsin. The recovery of such costs was authorized by Commission Certificate order issued on June 2, 2004, in Docket No. CP04-01-000

ANR PIPELINE COMPANY
Transportation EPC
Interest Calculation

<u>Line No.</u>	<u>Accounting Month</u>	Prior Month Interest Base (= Col. 5) (Col. 1)	(1) Quarterly Interest (Col. 2)	(2) Electric Power Costs (Col. 3)	(3) Transporter's EPC (Col. 4)	Current Month Interest Base (Col. 1+2+3-4) (Col. 5)	(4) Monthly Interest Rate (Col. 6)	Interest (Col. 1 + Col. 2 x Col. 6) (Col. 7)	(5) Interest (Col. 8)	Total Monthly Interest (Col. 7 + 8) (Col. 9)
1	February, 2014	\$ 981,984	(6)	\$ 189,311	\$ 85,716	\$ 1,085,579	0.2500%	\$ 2,455	\$ 74	\$ 2,529
2	March	1,085,579		150,741	77,590	1,158,730	0.2800%	3,040	72	3,112
3	April	1,158,730	5,641	95,652	74,742	1,185,281	0.2700%	3,144	19	3,163
4	May	1,185,281		75,973	68,852	1,192,402	0.2800%	3,319	7	3,326
5	June	1,192,402		14,542	63,657	1,143,287	0.2700%	3,219	(44)	3,175
6	July	1,143,287	9,664	14,696	65,003	1,102,644	0.2800%	3,228	(49)	3,179
7	August	1,102,644		14,650	64,346	1,052,948	0.2800%	3,087	(49)	3,038
8	September	1,052,948		14,684	63,391	1,004,241	0.2700%	2,843	(43)	2,800
9	October	1,004,241	9,017	14,415	62,048	965,625	0.2800%	2,837	(47)	2,790
10	November	965,625		106,254	62,963	1,008,916	0.2700%	2,607	39	2,646
11	December	1,008,916		163,690	82,533	1,090,073	0.2800%	2,825	79	2,904
12	January, 2015	1,090,073	8,340	167,522	86,165	1,179,770	0.2800%	3,076	80	3,156
13	Total			<u>\$1,022,130</u>	<u>\$ 857,006</u>			<u>\$ 35,680</u>	<u>\$ 137</u>	<u>\$ 35,818</u>

- (1) Quarterly interest based upon Col. 9.
(2) Reflects prior month EPC activity. Please refer to Attachment 2, Page 4 of 5.
(3) Reflects prior month Transporter's EPC collected. Refer to Attachment 2, Page 4 of 5.
(4) FERC prescribed interest rates pursuant to CFR 154.501. Rate factored by number of days in the month.
(5) Interest calculated assuming amount is due and received on the 20th of each month. (Column 3 - Column 4 x Column 6 x (No. of days in the month - 20) / No. of days in the month).
(6) Refer to Attachment 2, Page 3 of 5 - line 9.

ANR PIPELINE COMPANY
Derivation of Storage EPC Charge
2014

Line No.		<u>Storage EPC Charge</u> (1)
	<u>Storage Gas Injected (Transactional Throughput)</u>	
1	Bcf (2)	273.01
2	MMDth (2)	280.65
	<u>Current EPC Charge</u>	
3	Electric Power Costs, \$ (3)	\$ 1,155,417
4	Current EPC Charge, \$/Dth (4)	\$0.0041
	<u>EPC Charge Adjustment</u>	
5	(Over)/Under Recoveries, \$ (Line 14)	\$ (792,529)
6	Annual EPC Charge Adjustment, \$/Dth (5)	(\$0.0028)
7	Storage EPC Charge, \$/Dth (6)	\$0.0013

	<u>Derivation of EPC (Over)Under Recoveries</u>
8	Deferred Balance - December 31, 2013 (7) \$ (548,186)
9	Actual Electric Power Costs - 2014 (Attach 3, Pg 2 of 3) <u>1,155,417</u>
10	Total \$ <u>607,231</u>
11	Transporter's EPC Collected - 2014 (Attach 3, Pg 2 of 3) <u>1,377,222</u>
12	Total (Over)/Under Recoveries \$ <u>(769,991)</u>
13	Interest (8) <u>(22,538)</u>
14	Deferred Balance - December 31, 2014 <u><u>\$ (792,529)</u></u>

- (1) ANR's general system Storage EPC Charge became effective on August 1, 2010, pursuant to orders issued in Docket No. RP09-428-000, *et al.*, on July 1, 2010, and Docket No. RP10-977-000 on August 9, 2010 in which the Commission approved the inclusion of Cold Springs 1 facility fuel costs in ANR's general system storage fuel rates.
- (2) Bcf per Attachment 1, Page 6 of 15, Line 10; MMDth using a conversion factor of 1.028 Dth/Mcf per Attachment 1, Page 10, footnote 2.
- (3) Refer to Attachment 3, Page 2 of 3, Line 13.
- (4) Current EPC Charge = Line 3 ÷ Line 2.
- (5) Annual EPC Charge Adjustment = Line 5 ÷ Line 2.
- (6) EPC Charge = (Line 3 + Line 5) / Line 2.
- (7) Deferred balance per Docket No. RP14-549-000, filed February 28, 2014 (see Attachment 3, Page 1 of 3, Line 14).
- (8) Refer to Attachment 3, Page 3 of 3, for the interest calculation.

ANR Pipeline Company
Storage EPC
2014

Electric Power Costs

<u>Line No.</u>	<u>Production Month</u>	<u>Amount</u>
1	January	\$ 48,702
2	February	124,186
3	March	163,219
4	April	89,767
5	May	166,467
6	June	41,219
7	July	41,531
8	August	41,210
9	September	40,882
10	October	42,173
11	November	88,157
12	December	267,904
13	Total	<u>\$ 1,155,417</u>

Storage EPC Collected

	<u>Production Month</u>	<u>Amount</u>
14	January	\$ 82,864
15	February	62,836
16	March	107,304
17	April	109,083
18	May	145,258
19	June	140,934
20	July	159,896
21	August	160,941
22	September	167,418
23	October	133,567
24	November	58,860
25	December	48,261
26	Total	<u>\$ 1,377,222</u>

(1) Electric compression costs incurred at the Cold Springs 1 Storage facility compressor station in Kalkaska County, Michigan, and authorized by the Commission's Certificate order issued on May 3, 2007, in Docket No. CP06-464.

ANR PIPELINE COMPANY
Storage EPC
Interest Calculation

<u>Line No.</u>	<u>Accounting Month</u>	<u>Prior Month Interest Base (= Col. 5) (Col. 1)</u>	<u>(1) Quarterly Interest (Col. 2)</u>	<u>(2) Electric Power Costs (Col. 3)</u>	<u>(3) Storage EPC (Col. 4)</u>	<u>Current Month Interest Base (Col. 1+ 2 + 3 - 4) (Col. 5)</u>	<u>(4) Monthly Interest Rate (Col. 6)</u>	<u>Interest (Col. 1 + Col. 2 x Col. 6 (Col. 7)</u>	<u>(5) Interest (Col. 8)</u>	<u>Total Monthl: Interest (Col. 7 + 8) (Col. 9)</u>
1	February, 2014	\$ (548,186) (6)		\$ 48,702	\$ 82,864	\$ (582,348)	0.2500%	\$ (1,370)	\$ (24)	\$ (1,394)
2	March	(582,348)		124,186	62,836	(520,998)	0.2800%	(1,631)	60	(1,571)
3	April	(520,998)	(2,965)	163,219	107,304	(468,048)	0.2700%	(1,415)	50	(1,365)
4	May	(468,048)		89,767	109,083	(487,364)	0.2800%	(1,311)	(19)	(1,330)
5	June	(487,364)		166,467	145,258	(466,155)	0.2700%	(1,316)	19	(1,297)
6	July	(466,155)	(3,992)	41,219	140,934	(569,862)	0.2800%	(1,316)	(98)	(1,414)
7	August	(569,862)		41,531	159,896	(688,227)	0.2800%	(1,596)	(117)	(1,713)
8	September	(688,227)		41,210	160,941	(807,958)	0.2700%	(1,858)	(107)	(1,965)
9	October	(807,958)	(5,092)	40,882	167,418	(939,586)	0.2800%	(2,277)	(124)	(2,401)
10	November	(939,586)		42,173	133,567	(1,030,980)	0.2700%	(2,537)	(81)	(2,618)
11	December	(1,030,980)		88,157	58,860	(1,001,683)	0.2800%	(2,887)	29	(2,858)
12	January, 2015	(1,001,683)	(7,877)	267,904	48,261	(789,917)	0.2800%	(2,827)	215	(2,612)
13	Total			<u>\$ 1,155,417</u>	<u>\$ 1,377,222</u>			<u>\$ (22,341)</u>	<u>\$ (197)</u>	<u>\$ (22,538)</u>

- (1) Quarterly interest based upon Col. 9.
(2) Reflects prior month electric power cost activity. Please refer to Attachment 3, Page 2 of 3.
(3) Reflects prior month Transporter's EPC collected. Refer to Attachment 3, Page 2 of 3.
(4) FERC prescribed interest rates pursuant to CFR 154.501. Rate factored by number of days in the month.
(5) Interest calculated assuming amount is due and received on the 20th of each month. (Column 3 - Column 4 x Column 6 x (No. of days in the month - 20) / No. of days in the month).
(6) Refer to Attachment 3, Page 1 of 3, Line 8.

ANR PIPELINE COMPANY
RECONCILIATION OF COMPANY USE AND L&U TO FORM 2
2014

Line No.	2014 FORM 2 Dth (A) (Col. 1)	Dec. 2013 Dth (B) (Col. 2)	Dec. 2014 Dth (C) (Col. 3)	2014 Fuel Filing Dth (A) - (B) + (C) (Col. 4)	2014 Fuel Filing Mcf (Col. 5)
1 Company Use	17,872,121 (1)	1,299,819	1,566,933	18,139,235 (3)	17,638,000 (5)
2 L&U	3,232,308 (2)	360,852	234,633	3,106,089 (4)	3,022,000 (6)

(1) FORM 2 Page 331, Line 1 (Acct. 810) and Line 5 (Acct. 812).

(2) FORM 2 Page 331, Line 6 (Acct. 812).

(3) Company Use of Gas reports included in Appendix C of the Detailed Workpapers.

(4) L&U from Attachment 1, Page 4, Line 1 converted to Dth using a 1.028 Dth/Mcf conversion factor.

(5) Fuel Total from Attachment 1, Page 3, Line 2, Col. 7 and Attachment 1, Page 6, Line 1 (17.026 + 0.612 = 17.638). Additionally, see Company Use of Gas reports included in Appendix C.

(6) L&U from Attachment 1, Page 4, Line 1

ANR PIPELINE COMPANY
RECONCILIATION OF ELECTRIC POWER CHARGES TO FORM 2
2014

<u>Line No.</u>	<u>2014 FORM 2 \$ (A) (Col. 1)</u>	<u>Dec. 2013 \$ (B) (Col. 2)</u>	<u>Dec. 2014 \$ (C) (Col. 3)</u>	<u>2014 Electric Power \$ (A) - (B) + (C) (Col. 4)</u>
1 Weyauwega, WI	1,047,387 (1)	192,779	167,522	1,022,130 (2)
2 Fuel Tracker Electric	1,065,754 (3)	0	81,356	1,147,110 (4)

(1) FORM 2 Page 323, Account 855

(2) Electric Power Costs by Segment, Attachment 2, Page 4

(3) FORM 2 Page 232, Account 182.3

(4) Derivation of EPC Charge, excluding interest, Attachment 2, Page 3 (Line 4 + Line 6 - Line 13)

**ANR PIPELINE COMPANY
STORAGE
RECONCILIATION OF COMPANY USE AND ELECTRIC POWER CHARGES TO FORM 2
2014**

<u>Line No.</u>	<u>2014 FORM 2 \$ (A) (Col. 1)</u>	<u>Dec. 2013 \$ (B) (Col. 2)</u>	<u>Dec. 2014 \$ (C) (Col. 3)</u>	<u>2014 Fuel Filing \$ (A) - (B) + (C) (Col. 4)</u>
1 Cold Springs 1, MI	933,583	46,070	267,904	1,155,417 (1)
2 Fuel Tracker - Electric	(989,990) (2)	0	219,999	(769,991) (3)

(1) Electric Power Costs, Attachment 3, Page 2 Line 13

(2) FORM 2 Page 278, Account 254

(3) Electric Power Costs, Attachment 3, Page 1 Line 12

**ANR PIPELINE COMPANY
DOCKET NO. RP15-___ - ___**

Re-determination of Transporter's Use (%)s and EPC Charges

APPENDIX C

Detailed Workpapers

Volume 1

ANR PIPELINE COMPANY
DOCKET NO. RP15-__ - __

Re-determination of Transporter's Use (%)s and EPC Charges

APPENDIX C-1

Detail of Company Use Gas and Electric Power Costs

Appendix C-1 includes the following:

Tab 1 - Monthly reports for calendar year 2014 showing actual gas use consumption. The Company Use of Gas ("CUG") reports show actual metered volumes used on ANR's pipeline system.

Tab 2 - Summary of Tab 1 monthly CUG reports. The total volumes reported are reconcilable to the compressor fuel volumes that will be reported in ANR's FERC Form No. 2. The reports identify the other components of Transporter's Use gas as cross-referenced by FERC account number, identify, for 2014, the annual volume of Account No. 858 fuel paid to others and storage fuel paid to others, and ANR's Lost and Unaccounted for ("L&U") volumes. The reports summarize the total Transporter's Use volumes for 2014, which are consistent with the total Transporter's Use volumes that ANR has reflected in this fuel matrix re-determination filing.

Tab 3 - CUG reports for 2013, which have been revised for prior period adjustments made in 2014. The reports included are first provided as previously filed in ANR's February 28, 2014, annual re-determination filing in Docket No. RP14-549-000. Those same 2013 CUG reports are then revised for prior period adjustments. The total of the 2013 prior period adjustments are reflected in the January 2014 CUG report.

Tab 4 - Monthly 2014 invoices showing actual electric power costs incurred at ANR's Weyauwega Compressor Station in Waupaca County, Wisconsin, which are consistent with the total Electric Power Cost by Segment that ANR has reflected in the fuel matrix for the Transportation EPC Charge in this filing. These costs are reconcilable to the costs that will be reported in ANR's FERC Form No. 2.

Tab 5 - Monthly 2014 invoices showing actual electric power costs incurred at ANR's Cold Springs 1 Compressor Station in Kalkaska County, Michigan, which are consistent with the total Electric Power Cost that ANR has reflected in the Storage EPC charge in this filing. These costs are reconcilable to the costs that will be reported in ANR's FERC Form No. 2.

TAB 1

ANR PIPELINE COMPANY
 USE OF GAS DETAIL - STORAGE
 VOLUMES IN MSCF AT 14.73 PSIA
 VAS - VOLUME ALLOCATION SYSTEM

JANUARY, 2014

PSID	LOCATION	FUEL 819	STATION OTHER 818	OPERA PL 817	MAINT PL T 833	GAS DEHY 821	WELLS 816	EXTRACT 824	FARMS 826	SWR 832	CNG 841	MCF VOLUME TOTAL	AREA	DTH VOLUME TOTAL	BTU FACTOR	CMS #
42767	CHESTER, MI SF WELLS 846	0	0	0	0	0	4,698	0	0	0	0	4,698	ST	4,776	1.0166	530188
42768	CHARLTON MI SF MNTNC 833	0	0	0	9	0	0	0	0	0	0	9	ST	9	1.0000	530022
42768	CHARLTON MI SF WELLS 816	0	0	0	0	0	62	0	0	0	0	62	ST	66	1.0645	530023
42768	CHARLTON MI SF WELLS 816	0	0	0	0	0	3,003	0	0	0	0	3,003	ST	3,061	1.0193	530023
42768	CHARLTON MI SF WELLS 816	0	0	0	0	0	174	0	0	0	0	174	ST	177	1.0172	530023
42768	CHARLTON MI SF WELLS 816	0	0	0	0	0	3,520	0	0	0	0	3,520	ST	3,570	1.0142	530023
42774	LINCOLN MI SF WELLS 816	0	0	0	0	0	3,014	0	0	0	0	3,014	MI	3,116	1.0338	530081
42774	LINCOLN MI SF WELLS 816	0	0	0	0	0	2,473	0	0	0	0	2,473	MI	2,544	1.0287	530081
42774	LINCOLN MI SF FARMS 826	0	0	0	0	0	0	0	78	0	0	78	MI	80	1.0256	530082
42774	LINCOLN MI SF DEHY 821	0	0	0	0	960	0	0	0	0	0	960	MI	992	1.0333	530080
42774	LINCOLN MI SF FARMS 826	0	0	0	0	0	0	0	62	0	0	62	MI	64	1.0323	530082
42774	LINCOLN MI SF FARMS 826	0	0	0	0	0	0	0	82	0	0	82	MI	84	1.0244	530082
42774	LINCOLN MI SF DEHY 821	0	0	0	0	687	0	0	0	0	0	687	MI	706	1.0277	530080
42774	LINCOLN MI SF DEHY 821	0	0	0	0	598	0	0	0	0	0	598	MI	619	1.0351	530080
42778	FREEMAN MI SF WELLS 816	0	0	0	0	0	2,165	0	0	0	0	2,165	ST	2,185	1.0092	530046
42778	FREEMAN MI SF FARMS 826	0	0	0	0	0	0	0	282	0	0	282	ST	284	1.0071	530047
42778	FREEMAN MI SF FARMS 826	0	0	0	0	0	0	0	418	0	0	418	ST	421	1.0072	530047
42778	FREEMAN MI SF FARMS 826	0	0	0	0	0	0	0	350	0	0	350	ST	352	1.0057	530047
42778	FREEMAN MI SF WELLS 816	0	0	0	0	0	1,903	0	0	0	0	1,903	ST	1,916	1.0068	530046
42783	MUTTONVILLE MI SF WELLS 816	0	0	0	0	0	843	0	0	0	0	843	ST	859	1.0190	530105
42783	MUTTONVILLE MI SF DEHY 821	0	0	0	0	919	0	0	0	0	0	919	ST	937	1.0196	530104
42783	MUTTONVILLE MI SF WELLS 816	0	0	0	0	0	1,043	0	0	0	0	1,043	ST	1,072	1.0278	530105
42786	LOREED MI SF WELLS 816	0	0	0	0	0	12,340	0	0	0	0	12,340	ST	12,775	1.0353	530091
42786	LOREED MI SF FARMS 826	0	0	0	0	0	0	0	541	0	0	541	ST	559	1.0333	530092
42786	LOREED MI SF WELLS 816	0	0	0	0	0	11,040	0	0	0	0	11,040	ST	11,412	1.0337	530091
42786	LOREED MI SF FARMS 826	0	0	0	0	0	0	0	183	0	0	183	ST	187	1.0219	530092
42787	REED CITY, MI SF FARMS 826	0	0	0	0	0	0	0	351	0	0	351	ST	359	1.0228	530127
42787	REED CITY MI SF DEHY 821	0	0	0	0	360	0	0	0	0	0	360	ST	372	1.0333	530125
42787	REED CITY MI SF WELLS 816	0	0	0	0	0	2,518	0	0	0	0	2,518	ST	2,601	1.0330	530126
42787	REED CITY, MI SF FARMS 826	0	0	0	0	0	0	0	1,214	0	0	1,214	ST	1,254	1.0329	530127
42787	REED CITY MI SF DEHY 821	0	0	0	0	5	0	0	0	0	0	5	ST	5	1.0000	530125
42860	AUSTIN MI SF WELL 832	0	0	0	0	0	0	0	0	4,580	0	4,580	ST	4,758	1.0389	530186
42883	MUTTONVILLE MI SF WELLS 816	0	0	0	0	0	0	0	0	26	0	26	ST	26	1.0000	530106
42886	LOREED MI SF WELL 832	0	0	0	0	0	0	0	0	4	0	4	ST	4	1.0000	530093
42886	LOREED MI SF WELL 832	0	0	0	0	0	0	0	0	0	0	0	ST	0	1.0000	530093
42887	REED CITY MI SF WELL 832	0	0	0	0	0	0	0	0	13	0	13	ST	13	1.0000	530128
42900	COLD SPRINGS 1 WELLS 816	0	0	0	0	0	1,536	0	0	0	0	1,536	ST	1,568	1.0208	530204
42900	COLD SPRINGS 1 WELLS 816	0	0	0	0	0	2,124	0	0	0	0	2,124	ST	2,162	1.0179	530204
42900	COLD SPRINGS 1 AUX 818	0	528	0	0	0	0	0	0	0	0	528	ST	538	1.0189	530223
TOTAL STORAGE		263,703	15,476	0	22	4,659	73,538	0	7,406	4,623	0	369,427		384,362	1.0404	

ANR PIPELINE COMPANY
 USE OF GAS DETAIL - NON STORAGE
 VOLUMES IN MSCF AT 14.73 PSIA
 VAS - VOLUME ALLOCATION SYSTEM

JANUARY, 2014

PSID	LOCATION	FUEL 854	OTHER 854	PL O 856	PL M 863	DEHY 859	MCF TOTAL	AREA	DTH TOTAL	BTU FACTOR	CMS #	STATE
28210	PATTERSON 2321-854336	42,247	0	0	0	0	42,247	EG	42,582	1.0079	549006	LOUISIANA
28230	EUNICE 2323-854336	0	2,434	0	0	0	2,434	EG	2,555	1.0497	549018	LOUISIANA
28300	JENA 2330-854336	0	792	0	0	0	792	EM	798	1.0076	549030	LOUISIANA
28400	DELHI 2340-854336	0	749	0	0	0	749	EM	754	1.0067	549046	LOUISIANA
28400	DENBURY/DELHI	0	0	0	-67,706	0	-67,706	EM	-69,450	1.0000	580004	LOUISIANA
28400	DENBURY/DELHI	0	0	0	-1,008	0	-1,008	EM	-1,031	1.0000	580004	LOUISIANA
28400	DENBURY/DELHI	0	0	0	-1,112	0	-1,112	EM	-1,135	1.0000	580004	LOUISIANA
28400	DENBURY/DELHI	0	0	0	-1,244	0	-1,244	EM	-1,260	1.0000	580004	LOUISIANA
28400	DENBURY/DELHI	0	0	0	-10,668	0	-10,668	EM	-10,896	1.0000	580004	LOUISIANA
29230	GREENVILLE, MS COMP	37	0	0	0	0	37	EM	37	1.0000	549064	MISSISSIPPI
29230	GREENVILLE MASTER FUEL BLDG A B	269	13,756	0	0	0	14,025	EM	14,135	1.0078	540074	MISSISSIPPI
29260	SARDIS MASTER FUEL BLDG A B	86,922	9,915	0	0	0	96,837	EM	97,523	1.0071	540071	MISSISSIPPI
29290	BROWNSVILLE MASTER FUEL BLDG C	0	113	0	0	0	113	EM	114	1.0088	540064	TENNESSEE
29290	BROWNSVILLE MASTER FUEL BLDG C	47,685	2,927	0	0	0	50,612	EM	51,177	1.0112	540064	TENNESSEE
29320	COTTAGE GROVE MASTER FUEL BLDG	90,924	252	0	0	0	91,176	EM	91,738	1.0062	540066	TENNESSEE
29350	MADISONVILLE 3135-854336	81,651	2,380	0	0	0	84,031	EM	84,545	1.0061	549134	KENTUCKY
29350	MADISONVILLE 3135-854336	1,660	0	0	0	0	1,660	EM	1,675	1.0090	549134	KENTUCKY
29350	MADISONVILLE 3135-854336	1,558	0	0	0	0	1,558	EM	1,570	1.0077	549134	KENTUCKY
29400	CELESTINE 3141-854336	80,105	0	0	0	0	80,105	EM	80,584	1.0060	549152	INDIANA
29410	CELESTINE IN COMP AUX 854	1,592	0	0	0	0	1,592	EM	1,605	1.0082	530019	INDIANA
29410	CELESTINE IN COMP AUX 854	0	1,851	0	0	0	1,851	EM	1,863	1.0065	530019	INDIANA
29440	SHELBYVILLE 3144-854336	22	0	0	0	0	22	EM	22	1.0000	549170	INDIANA
29440	SHELBYVILLE 3144-854336	2,219	0	0	0	0	2,219	EM	2,236	1.0077	549170	INDIANA
29440	SHELBYVILLE 3144-854336	184	0	0	0	0	184	EM	185	1.0054	549170	INDIANA
29440	SHELBYVILLE 3144-854336	71,461	3,256	0	0	0	74,717	EM	75,168	1.0060	549170	INDIANA
29460	SULPHUR SPRINGS 3145-854336	7,920	0	0	0	0	7,920	EM	7,991	1.0090	549190	INDIANA
29460	SULPHUR SPRINGS 3145-854336	3,284	6,444	0	0	0	9,728	EM	9,826	1.0101	549190	INDIANA
29470	PORTLAND 3147-854336	60,842	3,597	0	0	0	64,439	EM	64,843	1.0063	549194	INDIANA
32350	GAGEBY CREEK 2650-854336	0	0	0	20	0	20	WG	21	1.0500	549254	TEXAS
32400	E G HILL 2620-854336	62,548	436	0	0	0	62,984	WG	65,040	1.0326	540011	TEXAS
32400	EG HILL ENGINE 4	14,962	0	0	0	0	14,962	WG	14,601	0.9759	540098	TEXAS
32400	E G HILL 2620-854336	597	0	0	0	0	597	WG	618	1.0352	540011	TEXAS
32400	E G HILL 2620-854336	1	0	0	0	0	1	WG	1	1.0000	540011	TEXAS
32400	E G HILL 2620-854336	122	0	0	0	0	122	WG	126	1.0328	540011	TEXAS
32400	E G HILL 2620-854336	369	0	0	0	0	369	WG	383	1.0379	540011	TEXAS
32400	E G HILL 2620-854336	7	0	0	0	0	7	WG	7	1.0000	540011	TEXAS
32550	WEATHERFORD 2538-755336	60	0	0	0	0	60	WG	62	1.0333	540063	OKLAHOMA
32550	WEATHERFORD 2538-755336	110	0	0	0	0	110	WG	114	1.0364	540063	OKLAHOMA
32550	WEATHERFORD 2538-755336	17,808	32	0	0	0	17,840	WG	18,545	1.0395	540063	OKLAHOMA
32560	TRANSOK 2539-755336	2,987	0	0	0	0	2,987	WG	3,064	1.0258	540061	OKLAHOMA
32600	MOORELAND 2530-755336	38,468	510	0	0	0	38,978	WG	40,305	1.0340	549270	OKLAHOMA
32700	MEADE 2622-854336	47,166	733	0	0	0	47,899	WG	49,581	1.0351	549278	KANSAS
33300	GREENSBURG 2626-854336	58,373	0	0	0	0	58,373	WG	60,567	1.0376	549296	KANSAS
33310	BUTTERMILK 2627-854336	20,556	0	0	0	0	20,556	WG	21,347	1.0385	549274	KANSAS
33350	STATION ALDEN 3425-854336	56,008	0	0	0	0	56,008	WM	57,868	1.0332	549314	KANSAS
33400	ENTERPRISE 3430-854336	56,540	0	0	0	0	56,540	WM	58,419	1.0332	549334	KANSAS
33450	HAVENSVILLE 3435-854336	53,999	1,485	0	0	0	55,484	WM	57,311	1.0329	549358	KANSAS
33500	MAITLAND 3440-854336	74,611	0	0	0	0	74,611	WM	77,088	1.0332	549364	MISSOURI

ANR PIPELINE COMPANY
 USE OF GAS DETAIL - NON STORAGE
 VOLUMES IN MSCF AT 14.73 PSIA
 VAS - VOLUME ALLOCATION SYSTEM

JANUARY, 2014

PSID	LOCATION	FUEL 854	OTHER 854	PL O 856	PL M 863	DEHY 859	MCF TOTAL	AREA	DTH TOTAL	BTU FACTOR	CMS #	STATE
33550	LINEVILLE 3445-854336	0	0	0	13	0	13	WM	13	1.0000	549382	IOWA
33550	LINEVILLE 3445-854336	64,277	1,441	0	0	0	65,718	WM	67,742	1.0308	549382	IOWA
33600	BIRMINGHAM 3450-854336	64,401	2,249	0	0	0	66,650	WM	68,717	1.0310	549402	IOWA
36200	NEW WINDSOR 3620-854336	52,432	1,571	0	0	0	54,003	WM	55,656	1.0306	549420	ILLINOIS
36210	SANDWICH 3621-854336	47,650	4,320	0	0	0	51,970	WM	53,689	1.0331	549438	ILLINOIS
36220	ST JOHN 3622-854336	662	0	0	0	0	662	MI	680	1.0272	549512	INDIANA
36220	ST JOHN 3622-854336	1,482	0	2,439	0	0	3,921	MI	4,040	1.0303	549512	INDIANA
36220	ST JOHN 3622-854336	2,844	0	22,048	0	0	24,892	MI	25,595	1.0282	549512	INDIANA
36220	ST JOHN 3622-854336	10	0	0	0	0	10	MI	10	1.0000	549512	INDIANA
36220	ST JOHN 3622-854336	7	0	0	0	0	7	MI	8	1.1429	549512	INDIANA
36220	ST JOHN 3622-854336	6,308	2,720	32,897	0	0	41,925	MI	42,891	1.0230	549512	INDIANA
36230	BRIDGMAN 3623-854336	2,567	0	0	0	0	2,567	MI	2,639	1.0280	549526	MICHIGAN
36230	BRIDGMAN 3623-854336	32,381	3,056	0	0	0	35,437	MI	36,450	1.0286	549526	MICHIGAN
36230	BRIDGMAN 3623-854336	4	0	0	0	0	4	MI	5	1.2500	549526	MICHIGAN
36240	HAMILTON 3624-854336	23,680	2,021	0	0	0	25,701	MI	25,956	1.0099	549550	MICHIGAN
36240	HAMILTON 3624-854336	2,512	0	0	0	0	2,512	MI	2,535	1.0092	549550	MICHIGAN
36240	HAMILTON 3624-854336	1,807	0	0	0	0	1,807	MI	1,826	1.0105	549550	MICHIGAN
36250	JOLIET 3626-854336	11,731	3,626	0	0	0	15,357	MI	15,966	1.0397	549508	ILLINOIS
36300	LAGRANGE IN COMP AUX 854	0	2,726	0	0	0	2,726	MI	2,760	1.0125	530076	INDIANA
36310	DEFIANCE 3631-854336	63,900	3,600	0	0	0	67,500	EM	68,064	1.0084	549212	OHIO
36700	LAGRANGE 3630-854336	10,353	0	0	0	0	10,353	MI	10,453	1.0097	549544	INDIANA
38200	WOODSTOCK 3820-854336	63,125	4,514	1,036	0	0	68,675	WI	70,793	1.0308	549448	ILLINOIS
38203	GOODMAN MASTER FUEL	4	0	0	0	0	4	WI	4	1.0000	540102	WISCONSIN
38203	GOODMAN MASTER FUEL	33,833	30	0	0	0	33,863	WI	34,509	1.0191	540102	WISCONSIN
38203	GOODMAN DOMESTIC	0	351	0	0	0	351	WI	362	1.0313	540103	WISCONSIN
38220	KEWASKUM 3822-854336	130	0	0	0	0	130	WI	132	1.0154	549496	WISCONSIN
38220	KEWASKUM 3822-854336	103	0	0	0	0	103	WI	104	1.0097	549496	WISCONSIN
38220	KEWASKUM 3822-854336	135	0	0	0	0	135	WI	139	1.0296	549496	WISCONSIN
38220	KEWASKUM 3822-854336	23,032	372	0	0	0	23,404	WI	24,006	1.0257	549496	WISCONSIN
38230	JANESVILLE 3823-854336	432	0	0	0	0	432	WI	445	1.0301	549472	WISCONSIN
38230	JANESVILLE 3823-854336	791	0	0	0	0	791	WI	816	1.0316	549472	WISCONSIN
38230	JANESVILLE 3823-854336	9,445	0	0	0	0	9,445	WI	9,708	1.0278	549472	WISCONSIN
38240	MARSHFIELD 3824-854336	755	0	0	0	0	755	WI	771	1.0212	549476	WISCONSIN
38240	MARSHFIELD 3824-854336	5,931	1,192	0	0	0	7,123	WI	7,244	1.0170	549476	WISCONSIN
38260	WEYAUWEGA 3826-854336	541	0	0	0	0	541	WI	551	1.0185	549488	WISCONSIN
38260	WEYAUWEGA 3826-854336	230	382	0	0	0	612	WI	622	1.0163	549488	WISCONSIN
38270	MOUNTAIN 3827-854336	47,311	1,202	0	0	0	48,513	WI	49,438	1.0191	549492	WISCONSIN
38600	EDEN SECT WI AUX 854	0	0	0	0	8	8	WI	8	1.0000	530035	WISCONSIN
38600	EDEN SECT WI AUX 854	0	0	0	0	121	121	WI	123	1.0165	530035	WISCONSIN
38600	EDEN SECT WI AUX 854	0	0	0	0	44	44	WI	44	1.0000	530035	WISCONSIN
38610	STEVENS POINT COMP 854	3,836	205	0	0	0	4,041	WI	4,154	1.0280	530140	WISCONSIN
38610	STEVENS POINT COMP 854	184	0	0	0	0	184	WI	189	1.0272	530140	WISCONSIN
38640	BONDUEL SECT WI AUX 854	0	0	0	0	106	106	WI	108	1.0189	530011	WISCONSIN
TOTAL NON-STORAGE		1,664,700	87,240	58,420	-81,705	279	1,728,934		1,764,767	1.0207		

ANR PIPELINE COMPANY
 USE OF GAS DETAIL - STORAGE
 VOLUMES IN MSCF AT 14.73 PSIA
 VAS - VOLUME ALLOCATION SYSTEM

FEBRUARY, 2014

PSID	LOCATION	FUEL 819	STATION OTHER 818	OPERA PL 817	MAINT PL T 833	GAS DEHY 821	WELLS 816	EXTRACT 824	FARMS 826	SWR 832	CNG 841	MCF VOLUME TOTAL	AREA	DTH VOLUME TOTAL	BTU FACTOR	CMS #
42200	W G WOOLFOLK 2720-819336	54,418	0	0	0	0	0	0	0	0	0	54,418	MI	56,471	1.0377	549576
42200	WOOLFOLK MASTER FUEL	0	1,437	0	0	304	0	0	0	0	0	1,741	MI	1,792	1.0293	540099
42210	LOREED 2721-819336	29,280	14	0	0	63	0	0	0	0	0	29,357	ST	30,466	1.0378	540021
42260	LINCOLN 2726-819336	24,208	837	0	0	0	0	0	0	0	0	25,045	MI	25,749	1.0281	549592
42310	SOUTH CHESTER 2731-819336	3,009	0	0	0	0	0	0	0	0	0	3,009	ST	3,077	1.0226	540051
42600	AUSTIN MI SF WELLS 816	0	0	0	0	0	2,401	0	0	0	0	2,401	ST	2,494	1.0387	530004
42600	AUSTIN MI SF FARMS 826	0	0	0	0	0	0	0	164	0	0	164	ST	170	1.0366	530006
42722	WINFIELD 2722-819336	5,273	233	0	0	0	0	0	0	0	0	5,506	ST	5,687	1.0329	549570
42723	GOODWELL 2723-819336	48,072	357	0	0	0	0	0	0	0	0	48,429	ST	50,010	1.0326	549650
42729	MUTTONVILLE 2729-819336	4,721	409	0	0	0	0	0	0	0	0	5,130	ST	5,292	1.0316	549588
42732	CHARLTON 2732-819336	4,532	1,292	0	0	0	0	0	0	0	0	5,824	ST	5,983	1.0273	549622
42761	WINFIELD MI SF DEHY 821	0	0	0	0	232	0	0	0	0	0	232	ST	238	1.0259	530147
42761	WINFIELD MI SF WELLS 816	0	0	0	0	0	1,084	0	0	0	0	1,084	ST	1,116	1.0295	530148
42761	WINFIELD MI SF FARMS 826	0	0	0	0	0	0	0	101	0	0	101	ST	104	1.0297	530149
42763	GOODWELL MI SF DEHY 821	0	0	0	0	638	0	0	0	0	0	638	ST	662	1.0376	530056
42763	GOODWELL MI SF WELLS 816	0	0	0	0	0	1,132	0	0	0	0	1,132	ST	1,176	1.0389	530187
42767	CHESTER MI COMP 833	0	0	0	10	0	0	0	0	0	0	10	ST	10	1.0000	530225
42767	CHESTER, MI SF WELLS 846	0	0	0	0	0	4,576	0	0	0	0	4,576	ST	4,708	1.0288	530188
42767	CHESTER MI 42767 AUX 818	0	71	0	0	0	0	0	0	0	0	71	ST	73	1.0282	530222
42768	CHARLTON MI SF MNTNC 833	0	0	0	9	0	0	0	0	0	0	9	ST	9	1.0000	530022
42768	CHARLTON MI SF WELLS 816	0	0	0	0	0	1,380	0	0	0	0	1,380	ST	1,417	1.0268	530023
42774	LINCOLN MI SF DEHY 821	0	0	0	0	1,056	0	0	0	0	0	1,056	MI	1,085	1.0275	530080
42774	LINCOLN MI SF WELLS 816	0	0	0	0	0	1,780	0	0	0	0	1,780	MI	1,828	1.0270	530081
42774	LINCOLN MI SF FARMS 826	0	0	0	0	0	0	0	65	0	0	65	MI	66	1.0154	530082
42778	FREEMAN MI SF FARMS 826	0	0	0	0	0	0	0	446	0	0	446	ST	449	1.0067	530047
42778	FREEMAN MI SF WELLS 816	0	0	0	0	0	1,572	0	0	0	0	1,572	ST	1,583	1.0070	530046
42783	MUTTONVILLE MI SF DEHY 821	0	0	0	0	954	0	0	0	0	0	954	ST	977	1.0241	530104
42783	MUTTONVILLE MI SF WELLS 816	0	0	0	0	0	740	0	0	0	0	740	ST	758	1.0243	530105
42786	LOREED MI SF MNTNC 833	0	0	0	6	0	0	0	0	0	0	6	ST	6	1.0000	530090
42786	LOREED MI SF WELLS 816	0	0	0	0	0	11,142	0	0	0	0	11,142	ST	11,476	1.0300	530091
42786	LOREED MI SF FARMS 826	0	0	0	0	0	0	0	621	0	0	621	ST	639	1.0290	530092
42787	REED CITY MI SF DEHY 821	0	0	0	0	204	0	0	0	0	0	204	ST	206	1.0098	530125
42787	REED CITY MI SF WELLS 816	0	0	0	0	0	2,021	0	0	0	0	2,021	ST	2,043	1.0109	530126
42787	REED CITY, MI SF FARMS 826	0	0	0	0	0	0	0	762	0	0	762	ST	770	1.0105	530127
42900	COLD SPRINGS 1 WELLS 816	0	0	0	0	0	773	0	0	0	0	773	ST	790	1.0220	530204
TOTAL STORAGE		173,513	4,650	0	25	3,451	28,601	0	2,159	0	0	212,399		219,380	1.0329	

ANR PIPELINE COMPANY
 USE OF GAS DETAIL - NON STORAGE
 VOLUMES IN MSCF AT 14.73 PSIA
 VAS - VOLUME ALLOCATION SYSTEM

FEBRUARY, 2014

PSID	LOCATION	FUEL 854	OTHER 854	PL O 856	PL M 863	DEHY 859	MCF TOTAL	AREA	DTH TOTAL	BTU FACTOR	CMS #	STATE
28210	PATTERSON 2321-854336	47,369	0	0	0	0	47,369	EG	47,781	1.0087	549006	LOUISIANA
28230	EUNICE 2323-854336	0	2,847	0	0	0	2,847	EG	2,989	1.0499	549018	LOUISIANA
28300	JENA 2330-854336	0	839	0	0	0	839	EM	845	1.0072	549030	LOUISIANA
28400	DELHI 2340-854336	0	88	0	0	0	88	EM	88	1.0000	549046	LOUISIANA
29230	GREENVILLE MASTER FUEL BLDG A B	916	11,252	0	0	0	12,168	EM	12,268	1.0082	540074	MISSISSIPPI
29260	SARDIS MASTER FUEL BLDG A B	83,134	9,686	0	0	0	92,820	EM	93,455	1.0068	540071	MISSISSIPPI
29290	BROWNSVILLE MASTER FUEL BLDG C	52,895	3,855	0	0	0	56,750	EM	57,334	1.0103	540064	TENNESSEE
29320	COTTAGE GROVE MASTER FUEL BLDG	90,948	380	0	0	0	91,328	EM	91,904	1.0063	540066	TENNESSEE
29350	MADISONVILLE 3135-854336	57,874	1,213	0	0	0	59,087	EM	59,453	1.0062	549134	KENTUCKY
29400	CELESTINE 3141-854336	58,699	0	0	0	0	58,699	EM	59,054	1.0060	549152	INDIANA
29410	CELESTINE IN COMP AUX 854	0	1,540	0	0	0	1,540	EM	1,550	1.0065	530019	INDIANA
29440	SHELBYVILLE 3144-854336	63,868	2,726	0	0	0	66,594	EM	67,007	1.0062	549170	INDIANA
29460	SULPHUR SPRINGS 3145-854336	3,711	82	0	0	0	3,793	EM	3,831	1.0100	549190	INDIANA
29470	PORTLAND 3147-854336	74,509	1,568	0	0	0	76,077	EM	76,550	1.0062	549194	INDIANA
32400	E G HILL 2620-854336	59,195	585	0	0	0	59,780	WG	61,610	1.0306	540011	TEXAS
32400	EG HILL ENGINE 4	11,753	0	0	0	0	11,753	WG	11,462	0.9752	540098	TEXAS
32550	WEATHERFORD 2538-755336	15,554	83	0	0	0	15,637	WG	16,339	1.0449	540063	OKLAHOMA
32560	TRANSOK 2539-755336	2,748	25	0	0	0	2,773	WG	2,838	1.0234	540061	OKLAHOMA
32600	MOORELAND 2530-755336	33,406	638	0	0	0	34,044	WG	35,115	1.0315	549270	OKLAHOMA
32700	MEADE 2622-854336	46,917	365	0	0	0	47,282	WG	48,856	1.0333	549278	KANSAS
33300	GREENSBURG 2626-854336	51,669	0	0	0	0	51,669	WG	53,756	1.0404	549296	KANSAS
33310	BUTTERMILK 2627-854336	20,296	0	0	0	0	20,296	WG	21,089	1.0391	549274	KANSAS
33350	STATION ALDEN 3425-854336	53,503	0	0	0	0	53,503	WM	55,288	1.0334	549314	KANSAS
33400	ENTERPRISE 3430-854336	54,292	0	0	0	0	54,292	WM	56,087	1.0331	549334	KANSAS
33450	HAVENSVILLE 3435-854336	52,352	1,074	0	0	0	53,426	WM	55,215	1.0335	549358	KANSAS
33500	MAITLAND 3440-854336	71,024	0	0	0	0	71,024	WM	73,396	1.0334	549364	MISSOURI
33550	LINEVILLE 3445-854336	61,266	1,464	0	0	0	62,730	WM	64,672	1.0310	549382	IOWA
33600	BIRMINGHAM 3450-854336	62,712	1,427	0	0	0	64,139	WM	66,108	1.0307	549402	IOWA
36200	NEW WINDSOR 3620-854336	55,012	1,266	0	0	0	56,278	WM	58,004	1.0307	549420	ILLINOIS
36210	SANDWICH 3621-854336	47,108	3,174	0	44	0	50,326	WM	52,001	1.0333	549438	ILLINOIS
36220	ST JOHN 3622-854336	2,255	2,167	21,799	0	0	26,221	MI	27,084	1.0329	549512	INDIANA
36230	BRIDGMAN 3623-854336	25,408	2,484	0	0	0	27,892	MI	28,936	1.0374	549526	MICHIGAN
36240	HAMILTON 3624-854336	12,513	2,406	0	0	0	14,919	MI	15,127	1.0139	549550	MICHIGAN
36250	JOLIET 3626-854336	17,597	2,776	0	0	0	20,373	MI	21,374	1.0491	549508	ILLINOIS
36300	LAGRANGE IN COMP AUX 854	0	1,824	0	0	0	1,824	MI	1,849	1.0137	530076	INDIANA
36310	DEFIANCE 3631-854336	79,972	1,948	0	0	0	81,920	EM	82,930	1.0123	549212	OHIO
36700	LAGRANGE 3630-854336	7,069	0	0	0	0	7,069	MI	7,173	1.0147	548544	INDIANA
38200	WOODSTOCK 3820-854336	54,260	4,646	758	0	0	59,664	WI	61,751	1.0350	549448	ILLINOIS
38203	GOODMAN MASTER FUEL	25,667	25	0	0	0	25,692	WI	26,267	1.0224	540102	WISCONSIN
38203	GOODMAN DOMESTIC	0	304	0	0	0	304	WI	310	1.0197	540103	WISCONSIN
38220	KEWASKUM 3822-854336	21,439	185	0	0	0	21,624	WI	22,229	1.0280	549496	WISCONSIN
38230	JANESVILLE 3823-854336	8,331	1,060	0	0	0	9,391	WI	9,739	1.0371	549472	WISCONSIN
38240	MARSHFIELD 3824-854336	5,296	1,008	0	0	0	6,304	WI	6,414	1.0174	549476	WISCONSIN
38260	WEYAUWEGA 3826-854336	2,405	859	0	0	0	3,264	WI	3,336	1.0221	549488	WISCONSIN
38270	MOUNTAIN 3827-854336	29,099	1,523	0	0	0	30,622	WI	31,327	1.0230	549492	WISCONSIN
38600	EDEN SECT WI AUX 854	0	0	0	0	147	147	WI	150	1.0204	530035	WISCONSIN
38610	STEVENS POINT COMP 854	1,341	0	0	0	0	1,341	WI	1,376	1.0261	530140	WISCONSIN
38640	BONDUEL SECT WI AUX 854	0	0	0	0	181	181	WI	185	1.0221	530011	WISCONSIN

ANR PIPELINE COMPANY
 USE OF GAS DETAIL - NON STORAGE
 VOLUMES IN MSCF AT 14.73 PSIA
 VAS - VOLUME ALLOCATION SYSTEM

FEBRUARY, 2014

PSID	LOCATION	FUEL 854	OTHER 854	PL O 856	PL M 863	DEHY 859	MCF TOTAL	AREA	DTH TOTAL	BTU FACTOR	CMS #	STATE
	TOTAL NON-STORAGE	1,525,382	69,392	22,557	44	328	1,617,703		1,653,502	1.0221		

ANR PIPELINE COMPANY
 USE OF GAS DETAIL - STORAGE
 VOLUMES IN MSCF AT 14.73 PSIA
 VAS - VOLUME ALLOCATION SYSTEM

MARCH, 2014

PSID	LOCATION	FUEL 819	STATION OTHER 818	OPERA PL 817	MAINT PL T 833	GAS DEHY 821	WELLS 816	EXTRACT 824	FARMS 826	SWR 832	CNG 841	MCF VOLUME TOTAL	AREA	DTH VOLUME TOTAL	BTU FACTOR	CMS #
42200	W G WOOLFOLK 2720-819336	73,337	0	0	0	0	0	0	0	0	0	73,337	MI	76,003	1.0364	549576
42200	WOOLFOLK MASTER FUEL	0	1,179	0	0	592	0	0	0	0	0	1,771	MI	1,836	1.0367	540099
42210	LOREED 2721-819336	10,925	12	0	0	79	0	0	0	0	0	11,016	ST	11,420	1.0367	540021
42260	LINCOLN 2726-819336	8,689	763	0	0	0	0	0	0	0	0	9,452	MI	9,717	1.0280	549592
42310	SOUTH CHESTER 2731-819336	4,993	0	0	0	0	0	0	0	0	0	4,993	ST	5,109	1.0232	540051
42600	AUSTIN MI SF WELLS 816	0	0	0	0	0	2,587	0	0	0	0	2,587	ST	2,685	1.0379	530004
42600	AUSTIN MI SF FARMS 826	0	0	0	0	0	0	0	197	0	0	197	ST	204	1.0355	530006
42722	WINFIELD 2722-819336	5,643	369	0	0	0	0	0	0	0	0	6,012	ST	6,229	1.0361	549570
42723	GOODWELL 2723-819336	13,919	181	0	0	0	0	0	0	0	0	14,100	ST	14,548	1.0318	549650
42729	MUTTONVILLE 2729-819336	2,694	392	0	0	0	0	0	0	0	0	3,086	ST	3,191	1.0340	549588
42732	CHARLTON 2732-819336	13,043	1,804	0	0	0	0	0	0	0	0	14,847	ST	15,175	1.0221	549622
42761	WINFIELD MI SF DEHY 821	0	0	0	0	136	0	0	0	0	0	136	ST	140	1.0294	530147
42761	WINFIELD MI SF WELLS 816	0	0	0	0	0	966	0	0	0	0	966	ST	994	1.0290	530148
42761	WINFIELD MI SF FARMS 826	0	0	0	0	0	0	0	101	0	0	101	ST	104	1.0297	530149
42763	GOODWELL MI SF DEHY 821	0	0	0	0	251	0	0	0	0	0	251	ST	260	1.0359	530056
42763	GOODWELL MI SF FARMS 826	0	0	0	0	0	0	0	2,233	0	0	2,233	ST	2,315	1.0367	530185
42763	GOODWELL MI SF WELLS 816	0	0	0	0	0	1,275	0	0	0	0	1,275	ST	1,322	1.0369	530187
42767	CHESTER MI COMP 833	0	0	0	0	0	0	0	0	0	0	0	ST	0	1.0000	530225
42767	CHESTER, MI SF WELLS 846	0	0	0	0	0	1,153	0	0	0	0	1,153	ST	1,176	1.0199	530188
42767	CHESTER MI 42767 AUX 818	0	73	0	0	0	0	0	0	0	0	73	ST	74	1.0137	530222
42768	CHARLTON MI SF WELLS 816	0	0	0	0	0	1,604	0	0	0	0	1,604	ST	1,640	1.0224	530023
42774	LINCOLN MI SF DEHY 821	0	0	0	0	279	0	0	0	0	0	279	MI	287	1.0287	530080
42774	LINCOLN MI SF WELLS 816	0	0	0	0	0	1,786	0	0	0	0	1,786	MI	1,841	1.0308	530081
42774	LINCOLN MI SF FARMS 826	0	0	0	0	0	0	0	25	0	0	25	MI	25	1.0000	530082
42778	FREEMAN MI SF WELLS 816	0	0	0	0	0	1,755	0	0	0	0	1,755	ST	1,765	1.0057	530046
42778	FREEMAN MI SF FARMS 826	0	0	0	0	0	0	0	529	0	0	529	ST	532	1.0057	530047
42783	MUTTONVILLE MI SF DEHY 821	0	0	0	0	753	0	0	0	0	0	753	ST	770	1.0226	530104
42783	MUTTONVILLE MI SF WELLS 816	0	0	0	0	0	631	0	0	0	0	631	ST	645	1.0222	530105
42786	LOREED MI SF FARMS 826	0	0	0	0	0	0	0	385	0	0	385	ST	399	1.0364	530092
42786	LOREED MI SF WELLS 816	0	0	0	0	0	11,086	0	0	0	0	11,086	ST	11,507	1.0380	530091
42787	REED CITY MI SF DEHY 821	0	0	0	0	31	0	0	0	0	0	31	ST	32	1.0323	530125
42787	REED CITY MI SF WELLS 816	0	0	0	0	0	2,129	0	0	0	0	2,129	ST	2,209	1.0376	530126
42787	REED CITY, MI SF FARMS 826	0	0	0	0	0	0	0	1,121	0	0	1,121	ST	1,163	1.0375	530127
42861	WINFIELD MI SF WELL 832	0	0	0	0	0	0	0	0	232	0	232	ST	238	1.0259	530150
42887	REED CITY MI SF WELL 832	0	0	0	0	0	0	0	0	17	0	17	ST	17	1.0000	530128
42900	COLD SPRINGS 1 AUX 818	0	503	0	0	0	0	0	0	0	0	503	ST	519	1.0318	530223
42900	COLD SPRINGS 1 WELLS 816	0	0	0	0	0	568	0	0	0	0	568	ST	612	1.0775	530204
TOTAL STORAGE		133,243	5,276	0	0	2,121	25,540	0	4,591	249	0	171,020		176,703	1.0332	

ANR PIPELINE COMPANY
 USE OF GAS DETAIL - NON STORAGE
 VOLUMES IN MSCF AT 14.73 PSIA
 VAS - VOLUME ALLOCATION SYSTEM

MARCH, 2014

PSID	LOCATION	FUEL 854	OTHER 854	PL O 856	PL M 863	DEHY 859	MCF TOTAL	AREA	DIH TOTAL	BTU FACTOR	CMS #	STATE
28210	PATTERSON 2321-854336	50,627	0	0	0	0	50,627	EG	51,100	1.0093	549006	LOUISIANA
28230	EUNICE 2323-854336	198	2,383	0	0	0	2,581	EG	2,710	1.0500	549018	LOUISIANA
28400	DELHI 2340-854336	0	930	0	0	0	930	EM	935	1.0054	549046	LOUISIANA
29230	GREENVILLE MASTER FUEL BLDG A B	8,848	1,496	0	0	0	10,344	EM	10,440	1.0093	540074	MISSISSIPPI
29260	SARDIS MASTER FUEL BLDG A B	69,311	14,065	0	0	0	83,376	EM	83,974	1.0072	540071	MISSISSIPPI
29290	BROWNSVILLE MASTER FUEL BLDG C	55,857	2,348	0	0	0	58,205	EM	58,940	1.0126	540064	TENNESSEE
29320	COTTAGE GROVE MASTER FUEL BLDG	97,368	497	0	0	0	97,865	EM	98,559	1.0071	540066	TENNESSEE
29350	MADISONVILLE 3135-854336	60,033	887	0	0	0	60,920	EM	61,319	1.0065	549134	KENTUCKY
29400	CELESTINE 3141-854336	62,867	0	0	0	0	62,867	EM	63,282	1.0066	549152	INDIANA
29410	CELESTINE IN COMP AUX 854	0	1,686	0	0	0	1,686	EM	1,697	1.0065	530019	INDIANA
29440	SHELBYVILLE 3144-854336	83,220	2,794	0	0	0	86,014	EM	86,593	1.0067	549170	INDIANA
29460	SULPHUR SPRINGS 3145-854336	363	173	0	0	0	536	EM	540	1.0075	549190	INDIANA
29470	PORTLAND 3147-854336	95,537	1,014	0	0	0	96,551	EM	97,204	1.0068	549194	INDIANA
32400	E G HILL 2620-854336	64,966	342	0	0	0	65,308	WG	67,886	1.0395	540011	TEXAS
32400	EG HILL ENGINE 4	15,756	0	0	0	0	15,756	WG	15,482	0.9826	540098	TEXAS
32550	WEATHERFORD 2538-755336	16,379	249	0	0	0	16,628	WG	17,387	1.0456	540063	OKLAHOMA
32560	TRANSOK 2539-755336	2,992	15	0	0	0	3,007	WG	3,079	1.0239	540061	OKLAHOMA
32600	MOORELAND 2530-755336	46,179	357	0	0	0	46,536	WG	48,161	1.0349	549270	OKLAHOMA
32700	MEADE 2622-854336	61,880	138	0	0	0	62,018	WG	64,064	1.0330	549278	KANSAS
33300	GREENSBURG 2626-854336	52,265	0	0	0	0	52,265	WG	54,464	1.0421	549296	KANSAS
33310	BUTTERMILK 2627-854336	11,969	0	0	0	0	11,969	WG	12,451	1.0403	549274	KANSAS
33350	STATION ALDEN 3425-854336	58,476	0	0	0	0	58,476	WM	60,653	1.0372	549314	KANSAS
33400	ENTERPRISE 3430-854336	59,184	0	0	0	0	59,184	WM	61,374	1.0370	549334	KANSAS
33450	HAVENSVILLE 3435-854336	58,008	341	0	0	0	58,349	WM	60,522	1.0372	549358	KANSAS
33500	MAITLAND 3440-854336	79,851	0	0	0	0	79,851	WM	82,827	1.0373	549364	MISSOURI
33550	LINEVILLE 3445-854336	64,985	782	0	0	0	65,767	WM	68,072	1.0350	549382	IOWA
33600	BIRMINGHAM 3450-854336	62,725	1,133	0	0	0	63,858	WM	66,090	1.0350	549402	IOWA
36200	NEW WINDSOR 3620-854336	70,701	1,210	0	0	0	71,911	WM	74,431	1.0350	549420	ILLINOIS
36210	SANDWICH 3621-854336	54,485	2,714	0	0	0	57,199	WM	59,312	1.0369	549438	ILLINOIS
36220	ST JOHN 3622-854336	23,897	734	18,301	0	0	42,932	MI	44,334	1.0327	549512	INDIANA
36230	BRIDGMAN 3623-854336	52,935	3,681	0	0	0	56,616	MI	58,859	1.0396	549526	MICHIGAN
36240	HAMILTON 3624-854336	53,568	1,946	0	0	0	55,514	MI	56,184	1.0121	549550	MICHIGAN
36250	JOLIET 3626-854336	8,687	2,034	0	0	0	10,721	MI	11,184	1.0432	549508	ILLINOIS
36300	LAGRANGE IN COMP AUX 854	0	1,574	0	0	0	1,574	MI	1,591	1.0108	530076	INDIANA
36310	DEFIANCE 3631-854336	124,816	1,213	0	0	0	126,029	EM	127,430	1.0111	549212	OHIO
36700	LAGRANGE 3630-854336	861	0	0	0	0	861	MI	870	1.0105	549544	INDIANA
38200	WOODSTOCK 3820-854336	59,165	3,782	344	0	0	63,291	WI	65,296	1.0317	549448	ILLINOIS
38203	GOODMAN MASTER FUEL	2,561	18	0	0	0	2,579	WI	2,621	1.0163	540102	WISCONSIN
38203	GOODMAN DOMESTIC	0	289	0	0	0	289	WI	298	1.0311	540103	WISCONSIN
38220	KEWASKUM 3822-854336	24,549	108	0	0	0	24,657	WI	25,556	1.0365	549496	WISCONSIN
38230	JANESVILLE 3823-854336	3,512	555	0	0	0	4,067	WI	4,227	1.0393	549472	WISCONSIN
38240	MARSHFIELD 3824-854336	4,702	931	0	0	0	5,633	WI	5,766	1.0236	549476	WISCONSIN
38260	WEYAUWEGA 3826-854336	10,193	1,286	0	0	0	11,479	WI	11,757	1.0242	549488	WISCONSIN
38270	MOUNTAIN 3827-854336	13,739	706	0	0	0	14,445	WI	14,750	1.0211	549492	WISCONSIN
38600	EDEN SECT WI AUX 854	0	0	0	0	119	119	WI	122	1.0252	530035	WISCONSIN
38610	STEVENS POINT COMP 854	1,808	0	0	0	0	1,808	WI	1,861	1.0293	530140	WISCONSIN
38640	BONDUEL SECT WI AUX 854	0	0	0	0	132	132	WI	135	1.0227	530011	WISCONSIN

ANR PIPELINE COMPANY
 USE OF GAS DETAIL - NON STORAGE
 VOLUMES IN MSCF AT 14.73 PSIA
 VAS - VOLUME ALLOCATION SYSTEM

MARCH, 2014

PSID	LOCATION	FUEL 854	OTHER 854	PL O 856	PL M 863	DEHY 859	MCF TOTAL	AREA	DTH TOTAL	BTU FACTOR	CMS #	STATE
	TOTAL NON-STORAGE	1,750,023	54,411	18,645	0	251	1,823,330		1,866,389	1.0236		

ANR PIPELINE COMPANY
 USE OF GAS DETAIL - STORAGE
 VOLUMES IN MSCF AT 14.73 PSIA
 VAS - VOLUME ALLOCATION SYSTEM

APRIL, 2014

PSID	LOCATION	FUEL 819	STATION OTHER 818	OPERA PL 817	MAINT PL T 833	GAS DEHY 821	WELLS 816	EXTRACT 824	FARMS 826	SWR 832	CNG 841	MCF VOLUME TOTAL	AREA	DTH VOLUME TOTAL	BTU FACTOR	CMS #
42200	W G WOOLFOLK 2720-819336	47,353	0	0	0	0	0	0	0	0	0	47,353	MI	48,944	1.0336	549576
42200	WOOLFOLK MASTER FUEL	0	1,180	0	0	361	0	0	0	0	0	1,541	MI	1,620	1.0513	540099
42210	LOREED 2721-819336	1,319	3	0	0	10	0	0	0	0	0	1,332	ST	1,361	1.0218	540021
42260	LINCOLN 2726-819336	28,787	683	0	0	0	0	0	0	0	0	29,470	MI	30,643	1.0398	549592
42310	SOUTH CHESTER 2731-819336	12,278	0	0	0	0	0	0	0	0	0	12,278	ST	12,533	1.0208	540051
42600	AUSTIN MI SF WELLS 816	0	0	0	0	0	2,167	0	0	0	0	2,167	ST	2,251	1.0388	530004
42600	AUSTIN MI SF FARMS 826	0	0	0	0	0	0	0	124	0	0	124	ST	128	1.0323	530006
42722	WINFIELD 2722-819336	305	354	0	0	0	0	0	0	0	0	659	ST	682	1.0349	549570
42723	GOODWELL 2723-819336	5,934	161	0	0	0	0	0	0	0	0	6,095	ST	6,283	1.0308	549650
42729	MUTTONVILLE 2729-819336	0	297	0	0	0	0	0	0	0	0	297	ST	304	1.0236	549588
42732	CHARLTON 2732-819336	2,344	933	0	0	0	0	0	0	0	0	3,277	ST	3,341	1.0195	549622
42761	WINFIELD MI SF DEHY 821	0	0	0	0	71	0	0	0	0	0	71	ST	74	1.0423	530147
42761	WINFIELD MI SF WELLS 816	0	0	0	0	0	1,028	0	0	0	0	1,028	ST	1,073	1.0438	530148
42761	WINFIELD MI SF FARMS 826	0	0	0	0	0	0	0	101	0	0	101	ST	105	1.0396	530149
42763	GOODWELL MI SF FARMS 826	0	0	0	0	0	0	0	591	0	0	591	ST	613	1.0372	530185
42763	GOODWELL MI SF DEHY 821	0	0	0	0	120	0	0	0	0	0	120	ST	124	1.0333	530056
42763	GOODWELL MI SF WELLS 816	0	0	0	0	0	1,290	0	0	0	0	1,290	ST	1,340	1.0388	530187
42767	CHESTER MI 42767 AUX 818	0	135	0	0	0	0	0	0	0	0	135	ST	136	1.0074	530222
42767	CHESTER, MI SF WELLS 846	0	0	0	0	0	1,434	0	0	0	0	1,434	ST	1,455	1.0146	530188
42768	CHARLTON MI SF WELLS 816	0	0	0	0	0	1,732	0	0	0	0	1,732	ST	1,768	1.0208	530023
42774	LINCOLN MI SF DEHY 821	0	0	0	0	25	0	0	0	0	0	25	MI	26	1.0400	530080
42774	LINCOLN MI SF WELLS 816	0	0	0	0	0	2,221	0	0	0	0	2,221	MI	2,316	1.0428	530081
42774	LINCOLN MI SF FARMS 826	0	0	0	0	0	0	0	15	0	0	15	MI	15	1.0000	530082
42778	FREEMAN MI SF FARMS 826	0	0	0	0	0	0	0	731	0	0	731	ST	736	1.0068	530047
42778	FREEMAN MI SF WELLS 816	0	0	0	0	0	1,824	0	0	0	0	1,824	ST	1,838	1.0077	530046
42783	MUTTONVILLE MI SF WELLS 816	0	0	0	0	0	828	0	0	0	0	828	ST	849	1.0254	530105
42786	LOREED MI SF WELLS 816	0	0	0	0	0	11,656	0	0	0	0	11,656	ST	12,266	1.0523	530091
42786	LOREED MI SF FARMS 826	0	0	0	0	0	0	0	274	0	0	274	ST	288	1.0511	530092
42786	LOREED MI SF MNTNC 833	0	0	0	10	0	0	0	0	0	0	10	ST	10	1.0000	530090
42787	REED CITY MI SF MNTNC 833	0	0	0	140	0	0	0	0	0	0	140	ST	143	1.0214	530124
42787	REED CITY MI SF DEHY 821	0	0	0	0	1	0	0	0	0	0	1	ST	1	1.0000	530125
42787	REED CITY MI SF WELLS 816	0	0	0	0	0	2,250	0	0	0	0	2,250	ST	2,310	1.0267	530126
42787	REED CITY, MI SF FARMS 826	0	0	0	0	0	0	0	570	0	0	570	ST	585	1.0263	530127
42900	COLD SPRINGS 1 WELLS 816	0	0	0	0	0	888	0	0	0	0	888	ST	957	1.0777	530204
TOTAL STORAGE		98,320	3,746	0	150	588	27,318	0	2,406	0	0	132,528		137,118	1.0346	

ANR PIPELINE COMPANY
 USE OF GAS DETAIL - NON STORAGE
 VOLUMES IN MSCF AT 14.73 PSIA
 VAS - VOLUME ALLOCATION SYSTEM

APRIL, 2014

PSID	LOCATION	FUEL 854	OTHER 854	PL O 856	PL M 863	DEHY 859	MCF TOTAL	AREA	DTH TOTAL	BTU FACTOR	CMS #	STATE
28210	PATTERSON 2321-854336	39,527	0	0	0	0	39,527	EG	39,908	1.0096	549006	LOUISIANA
28230	EUNICE 2323-854336	2,729	51	0	0	0	2,780	EG	2,833	1.0191	549018	LOUISIANA
28400	DELHI 2340-854336	55	4	0	0	0	59	EM	59	1.0000	549046	LOUISIANA
29230	GREENVILLE MASTER FUEL BLDG A B	3,161	583	0	0	0	3,744	EM	3,786	1.0112	540074	MISSISSIPPI
29260	SARDIS MASTER FUEL BLDG A B	36,983	8,199	0	0	0	45,182	EM	45,492	1.0069	540071	MISSISSIPPI
29290	BROWNSVILLE MASTER FUEL BLDG C	12,232	987	0	0	0	13,219	EM	13,414	1.0148	540064	TENNESSEE
29320	COTTAGE GROVE MASTER FUEL BLDG	61,832	79	0	0	0	61,911	EM	62,286	1.0061	540066	TENNESSEE
29350	MADISONVILLE 3135-854336	35,098	1,310	0	0	0	36,408	EM	36,640	1.0064	549134	KENTUCKY
29400	CELESTINE 3141-854336	12,766	0	0	0	0	12,766	EM	12,828	1.0049	549152	INDIANA
29410	CELESTINE IN COMP AUX 854	0	592	0	0	0	592	EM	595	1.0051	530019	INDIANA
29440	SHELBYVILLE 3144-854336	66,765	1,728	0	0	0	68,493	EM	68,924	1.0063	549170	INDIANA
29460	SULPHUR SPRINGS 3145-854336	1,884	29	0	0	0	1,913	EM	1,929	1.0084	549190	INDIANA
29470	PORTLAND 3147-854336	64,959	1,472	0	0	0	66,431	EM	66,845	1.0062	549194	INDIANA
32400	E G HILL 2620-854336	54,959	389	0	0	0	55,348	WG	57,401	1.0371	540011	TEXAS
32400	EG HILL ENGINE 4	12,513	0	0	0	0	12,513	WG	13,158	1.0515	540098	TEXAS
32550	WEATHERFORD 2538-755336	10,516	556	0	0	0	11,072	WG	11,592	1.0470	540063	OKLAHOMA
32560	TRANSOK 2539-755336	2,803	1,387	0	0	0	4,190	WG	4,292	1.0243	540061	OKLAHOMA
32600	MOORELAND 2530-755336	39,217	273	0	0	0	39,490	WG	40,789	1.0329	549270	OKLAHOMA
32700	MEADE 2622-854336	37,858	45	0	0	0	37,903	WG	39,179	1.0337	549278	KANSAS
33300	GREENSBURG 2626-854336	46,099	0	0	0	0	46,099	WG	48,063	1.0426	549296	KANSAS
33310	BUTTERMILK 2627-854336	3,795	0	0	0	0	3,795	WG	3,970	1.0461	549274	KANSAS
33350	STATION ALDEN 3425-854336	47,009	0	0	0	0	47,009	WM	48,757	1.0372	549314	KANSAS
33400	ENTERPRISE 3430-854336	46,972	0	0	0	0	46,972	WM	48,718	1.0372	549334	KANSAS
33450	HAVENSVILLE 3435-854336	44,580	166	0	0	0	44,746	WM	46,406	1.0371	549358	KANSAS
33500	MAITLAND 3440-854336	65,027	0	0	0	0	65,027	WM	67,449	1.0372	549364	MISSOURI
33550	LINEVILLE 3445-854336	55,189	574	0	0	0	55,763	WM	57,711	1.0349	549382	IOWA
33600	BIRMINGHAM 3450-854336	56,533	728	0	0	0	57,261	WM	59,233	1.0344	549402	IOWA
36200	NEW WINDSOR 3620-854336	49,678	835	0	0	0	50,513	WM	52,242	1.0342	549420	ILLINOIS
36210	SANDWICH 3621-854336	23,491	801	0	135	0	24,427	WM	25,319	1.0365	549438	ILLINOIS
36220	ST JOHN 3622-854336	42,952	1,871	3,847	0	0	48,670	MI	50,480	1.0372	549512	INDIANA
36230	BRIDGMAN 3623-854336	86,812	1,866	0	0	0	88,678	MI	91,946	1.0369	549526	MICHIGAN
36240	HAMILTON 3624-854336	88,220	2,244	0	0	0	90,464	MI	91,511	1.0116	549550	MICHIGAN
36250	JOLIET 3626-854336	3,923	509	0	0	0	4,432	MI	4,591	1.0359	549508	ILLINOIS
36300	LAGRANGE IN COMP AUX 854	0	8,442	0	0	0	8,442	MI	8,551	1.0129	530076	INDIANA
36310	DEFIANCE 3631-854336	79,503	1,590	0	0	0	81,093	EM	81,994	1.0111	549212	OHIO
36700	LAGRANGE 3630-854336	467	0	0	0	0	467	MI	471	1.0086	549544	INDIANA
38200	WOODSTOCK 3820-854336	24,289	2,644	37	0	0	26,970	WI	27,883	1.0339	549448	ILLINOIS
38203	GOODMAN MASTER FUEL	1	0	62,150	0	0	62,151	WI	63,269	1.0180	540102	WISCONSIN
38203	GOODMAN DOMESTIC	0	187	0	0	0	187	WI	191	1.0214	540103	WISCONSIN
38220	KEWASKUM 3822-854336	18,755	200	0	0	0	18,955	WI	19,575	1.0327	549496	WISCONSIN
38230	JANESVILLE 3823-854336	1,266	350	0	0	0	1,616	WI	1,667	1.0316	549472	WISCONSIN
38240	MARSHFIELD 3824-854336	5,746	501	0	0	0	6,247	WI	6,373	1.0202	549476	WISCONSIN
38260	WEYAUWEGA 3826-854336	13,669	396	0	0	0	14,065	WI	14,400	1.0238	549488	WISCONSIN
38270	MOUNTAIN 3827-854336	278	431	0	0	0	709	WI	717	1.0113	549492	WISCONSIN
38600	EDEN SECT WI AUX 854	0	0	0	0	88	88	WI	88	1.0000	530035	WISCONSIN
38610	STEVENS POINT COMP 854	2,345	0	0	0	0	2,345	WI	2,412	1.0286	530140	WISCONSIN
38640	BONDUEL SECT WI AUX 854	0	0	0	0	86	86	WI	86	1.0000	530011	WISCONSIN

ANR PIPELINE COMPANY
 USE OF GAS DETAIL - NON STORAGE
 VOLUMES IN MSCF AT 14.73 PSIA
 VAS - VOLUME ALLOCATION SYSTEM

APRIL, 2014

PSID	LOCATION	FUEL 854	OTHER 854	PL O 856	PL M 863	DEHY 859	MCF TOTAL	AREA	DTH TOTAL	BTU FACTOR	CMS #	STATE
	TOTAL NON-STORAGE	1,302,456	42,019	66,034	135	174	1,410,818		1,446,023	1.0250		

ANR PIPELINE COMPANY
 USE OF GAS DETAIL - STORAGE
 VOLUMES IN MSCF AT 14.73 PSIA
 VAS - VOLUME ALLOCATION SYSTEM

MAY, 2014

PSID	LOCATION	FUEL 819	STATION OTHER 818	OPERA PL 817	MAINT PL T 833	GAS DEHY 821	WELLS 816	EXTRACT 824	FARMS 826	SWR 832	CNG 841	MCF VOLUME TOTAL	AREA	DTH VOLUME TOTAL	BTU FACTOR	CMS #
42200	W G WOOLFOLK 2720-819336	45,962	0	0	0	0	0	0	0	0	0	45,962	MI	47,805	1.0401	549576
42200	WOOLFOLK MASTER FUEL	0	368	0	0	0	0	0	0	0	0	368	MI	379	1.0299	540099
42210	LOREED 2721-819336	1,932	7	0	0	0	0	0	0	0	0	1,939	ST	1,997	1.0299	540021
42260	LINCOLN 2726-819336	31,346	408	0	0	0	0	0	0	0	0	31,754	MI	33,272	1.0478	549592
42310	SOUTH CHESTER 2731-819336	36,786	0	0	0	0	0	0	0	0	0	36,786	ST	37,863	1.0293	540051
42600	AUSTIN MI SF WELLS 816	0	0	0	0	0	2,518	0	0	0	0	2,518	ST	2,623	1.0417	530004
42722	WINFIELD 2722-819336	0	88	0	0	0	0	0	0	0	0	88	ST	91	1.0341	549570
42723	GOODWELL 2723-819336	0	125	0	0	0	0	0	0	0	0	125	ST	129	1.0320	549650
42729	MUTTONVILLE 2729-819336	8,445	247	0	0	0	0	0	0	0	0	8,692	ST	8,993	1.0346	549588
42732	CHARLTON 2732-819336	8,715	584	0	0	0	0	0	0	0	0	9,299	ST	9,594	1.0317	549622
42761	WINFIELD MI SF DEHY 821	0	0	0	0	4	0	0	0	0	0	4	ST	4	1.0000	530147
42761	WINFIELD MI SF WELLS 816	0	0	0	0	0	1,063	0	0	0	0	1,063	ST	1,100	1.0348	530148
42761	WINFIELD MI SF FARMS 826	0	0	0	0	0	0	0	13	0	0	13	ST	13	1.0000	530149
42763	GOODWELL MI SF WELLS 816	0	0	0	0	0	1,377	0	0	0	0	1,377	ST	1,429	1.0378	530187
42763	GOODWELL MI SF FARMS 826	0	0	0	0	0	0	0	713	0	0	713	ST	740	1.0379	530185
42767	CHESTER, MI SF WELLS 846	0	0	0	0	0	1,677	0	0	0	0	1,677	ST	1,740	1.0376	530188
42767	CHESTER MI 42767 AUX 818	0	120	0	0	0	0	0	0	0	0	120	ST	121	1.0083	530222
42768	CHARLTON MI SF WELLS 816	0	0	0	0	0	2,081	0	0	0	0	2,081	ST	2,160	1.0380	530023
42774	LINCOLN MI SF DEHY 821	0	0	0	0	5	0	0	0	0	0	5	MI	5	1.0000	530080
42774	LINCOLN MI SF WELLS 816	0	0	0	0	0	2,797	0	0	0	0	2,797	MI	2,889	1.0329	530081
42774	LINCOLN MI SF FARMS 826	0	0	0	0	0	0	0	9	0	0	9	MI	9	1.0000	530082
42778	FREEMAN MI SF FARMS 826	0	0	0	0	0	0	0	114	0	0	114	ST	115	1.0088	530047
42778	FREEMAN MI SF WELLS 816	0	0	0	0	0	1,862	0	0	0	0	1,862	ST	1,886	1.0129	530046
42783	MUTTONVILLE MI SF WELLS 816	0	0	0	0	0	1,115	0	0	0	0	1,115	ST	1,154	1.0350	530105
42786	LOREED MI SF WELLS 816	0	0	0	0	0	11,945	0	0	0	0	11,945	ST	12,303	1.0300	530091
42786	LOREED MI SF FARMS 826	0	0	0	0	0	0	0	180	0	0	180	ST	185	1.0278	530092
42786	LOREED MI SF MNTNC 833	0	0	0	8	0	0	0	0	0	0	8	ST	8	1.0000	530090
42787	REED CITY MI SF DEHY 821	0	0	0	0	4	0	0	0	0	0	4	ST	4	1.0000	530125
42787	REED CITY MI SF WELLS 816	0	0	0	0	0	2,295	0	0	0	0	2,295	ST	2,375	1.0349	530126
42787	REED CITY, MI SF FARMS 826	0	0	0	0	0	0	0	267	0	0	267	ST	276	1.0337	530127
42900	COLD SPRINGS 1 WELLS 816	0	0	0	0	0	1,173	0	0	0	0	1,173	ST	1,263	1.0767	530204
TOTAL STORAGE		133,186	1,947	0	8	13	29,903	0	1,296	0	0	166,353		172,525	1.0371	

ANR PIPELINE COMPANY
 USE OF GAS DETAIL - NON STORAGE
 VOLUMES IN MSCF AT 14.73 PSIA
 VAS - VOLUME ALLOCATION SYSTEM

MAY, 2014

PSID	LOCATION	FUEL 854	OTHER 854	PL O 856	PL M 863	DEHY 859	MCF TOTAL	AREA	DTH TOTAL	BTU FACTOR	CMS #	STATE
28210	PATTERSON 2321-854336	38,806	0	0	0	0	38,806	EG	39,138	1.0086	549006	LOUISIANA
28230	EUNICE 2323-854336	0	337	0	0	0	337	EG	353	1.0475	549018	LOUISIANA
28400	DELHI 2340-854336	0	1	0	0	0	1	EM	1	1.0000	549046	LOUISIANA
29230	GREENVILLE MASTER FUEL BLDG A B	244	64	0	0	0	308	EM	310	1.0065	540074	MISSISSIPPI
29260	SARDIS MASTER FUEL BLDG A B	26,322	998	0	0	0	27,320	EM	27,554	1.0086	540071	MISSISSIPPI
29290	BROWNSVILLE MASTER FUEL BLDG C	27,221	1,026	0	0	0	28,247	EM	28,702	1.0161	540064	TENNESSEE
29320	COTTAGE GROVE MASTER FUEL BLDG	41,042	19	0	0	0	41,061	EM	41,387	1.0079	540066	TENNESSEE
29350	MADISONVILLE 3135-854336	54,562	589	0	0	0	55,151	EM	55,580	1.0078	549134	KENTUCKY
29400	CELESTINE 3141-854336	5,189	0	0	0	0	5,189	EM	5,222	1.0064	549152	INDIANA
29410	CELESTINE IN COMP AUX 854	0	4	0	0	0	4	EM	4	1.0000	530019	INDIANA
29440	SHELBYVILLE 3144-854336	55,345	2,505	0	0	0	57,850	EM	58,326	1.0082	549170	INDIANA
29460	SULPHUR SPRINGS 3145-854336	2,859	16	0	0	0	2,875	EM	2,908	1.0115	549190	INDIANA
29470	PORTLAND 3147-854336	66,129	1,518	0	0	0	67,647	EM	68,185	1.0080	549194	INDIANA
32400	E G HILL 2620-854336	49,717	91	0	0	0	49,808	WG	51,622	1.0364	540011	TEXAS
32400	EG HILL ENGINE 4	7,176	0	0	0	0	7,176	WG	7,081	0.9868	540098	TEXAS
32550	WEATHERFORD 2538-755336	14,628	28	0	0	0	14,656	WG	15,260	1.0412	540063	OKLAHOMA
32560	TRANSOK 2539-755336	2,424	15	0	0	0	2,439	WG	2,498	1.0242	540061	OKLAHOMA
32600	MOORELAND 2530-755336	38,204	111	0	0	0	38,315	WG	39,594	1.0334	549270	OKLAHOMA
32700	MEADE 2622-854336	30,077	4	0	0	0	30,081	WG	31,017	1.0311	549278	KANSAS
33300	GREENSBURG 2626-854336	48,508	0	0	0	0	48,508	WG	50,437	1.0398	549296	KANSAS
33350	STATION ALDEN 3425-854336	43,940	0	0	0	0	43,940	WM	45,692	1.0399	549314	KANSAS
33400	ENTERPRISE 3430-854336	45,700	0	0	0	0	45,700	WM	47,488	1.0391	549334	KANSAS
33450	HAVENSVILLE 3435-854336	44,113	18	0	0	0	44,131	WM	45,883	1.0397	549358	KANSAS
33500	MAITLAND 3440-854336	59,700	0	0	0	0	59,700	WM	62,076	1.0398	549364	MISSOURI
33550	LINEVILLE 3445-854336	47,906	173	0	0	0	48,079	WM	49,873	1.0373	549382	IOWA
33600	BIRMINGHAM 3450-854336	51,970	469	0	0	0	52,439	WM	54,358	1.0366	549402	IOWA
36200	NEW WINDSOR 3620-854336	42,841	134	0	0	0	42,975	WM	44,541	1.0364	549420	ILLINOIS
36210	SANDWICH 3621-854336	24,749	473	0	12,408	0	37,630	WM	39,128	1.0398	549438	ILLINOIS
36220	ST JOHN 3622-854336	54,286	1,830	583	0	0	56,699	MI	58,862	1.0381	549512	INDIANA
36230	BRIDGMAN 3623-854336	89,388	1,346	0	0	0	90,734	MI	94,809	1.0449	549526	MICHIGAN
36240	HAMILTON 3624-854336	107,852	1,098	0	0	0	108,950	MI	110,631	1.0154	549550	MICHIGAN
36250	JOLIET 3626-854336	3,746	353	0	0	0	4,099	MI	4,252	1.0373	549508	ILLINOIS
36300	LAGRANGE IN COMP AUX 854	0	375	0	0	0	375	MI	382	1.0187	530076	INDIANA
36310	DEFIANCE 3631-854336	80,589	2,717	0	0	0	83,306	EM	84,286	1.0118	549212	OHIO
36700	LAGRANGE 3630-854336	142	0	0	0	0	142	MI	144	1.0141	549544	INDIANA
38200	WOODSTOCK 3820-854336	190	1,762	10	0	0	1,962	WI	2,023	1.0311	549448	ILLINOIS
38203	GOODMAN DOMESTIC	0	82	0	0	0	82	WI	88	1.0732	540103	WISCONSIN
38220	KEWASKUM 3822-854336	14,481	292	0	0	0	14,773	WI	15,245	1.0320	549496	WISCONSIN
38230	JANESVILLE 3823-854336	0	128	0	0	0	128	WI	132	1.0313	549472	WISCONSIN
38240	MARSHFIELD 3824-854336	7,293	48	0	0	0	7,341	WI	7,543	1.0275	549476	WISCONSIN
38260	WEYAUWEGA 3826-854336	92	118	0	0	0	210	WI	214	1.0190	549488	WISCONSIN
38270	MOUNTAIN 3827-854336	0	123	0	0	0	123	WI	127	1.0325	549492	WISCONSIN
38600	EDEN SECT WI AUX 854	0	0	0	0	32	32	WI	33	1.0313	530035	WISCONSIN
38610	STEVENS POINT COMP 854	47	0	0	0	0	47	WI	49	1.0426	530140	WISCONSIN
38640	BONDUEL SECT WI OPERATIONS 856	0	0	20	0	0	20	WI	20	1.0000	530013	WISCONSIN
TOTAL NON-STORAGE		1,227,478	18,865	613	12,408	32	1,259,396		1,293,058	1.0267		

ANR PIPELINE COMPANY
 USE OF GAS DETAIL - STORAGE
 VOLUMES IN MSCF AT 14.73 PSIA
 VAS - VOLUME ALLOCATION SYSTEM

JUNE, 2014

PSID	LOCATION	FUEL 819	STATION OTHER 818	OPERA PL 817	MAINT PL T 833	GAS DEHY 821	WELLS 816	EXTRACT 824	FARMS 826	SWR 832	CNG 841	MCF VOLUME TOTAL	AREA	DTH VOLUME TOTAL	BTU FACTOR	CMS #
42200	W G WOOLFOLK 2720-819336	77,018	0	0	0	0	0	0	0	0	0	77,018	MI	80,163	1.0408	549576
42200	WOOLFOLK MASTER FUEL	0	221	0	0	0	0	0	0	0	0	221	MI	229	1.0362	540099
42210	LOREED 2721-819336	1,522	0	0	0	0	0	0	0	0	0	1,522	ST	1,577	1.0361	540021
42260	LINCOLN 2726-819336	0	501	0	0	0	0	0	0	0	0	501	MI	497	0.9920	549592
42310	SOUTH CHESTER 2731-819336	41,897	0	0	0	0	0	0	0	0	0	41,897	ST	43,138	1.0296	540051
42600	AUSTIN MI SF WELLS 816	0	0	0	0	0	2,479	0	0	0	0	2,479	ST	2,560	1.0327	530004
42600	AUSTIN MI SF FARMS 826	0	0	0	0	0	0	0	35	0	0	35	ST	36	1.0286	530006
42722	WINFIELD 2722-819336	0	146	0	0	0	0	0	0	0	0	146	ST	151	1.0342	549570
42723	GOODWELL 2723-819336	0	4	0	0	0	0	0	0	0	0	4	ST	4	1.0000	549650
42729	MUTTONVILLE 2729-819336	10,952	121	0	0	0	0	0	0	0	0	11,073	ST	11,366	1.0265	549588
42732	CHARLTON 2732-819336	14,313	469	0	0	0	0	0	0	0	0	14,782	ST	15,140	1.0242	549622
42761	WINFIELD MI SF WELLS 816	0	0	0	0	0	1,075	0	0	0	0	1,075	ST	1,113	1.0353	530148
42761	WINFIELD MI SF FARMS 826	0	0	0	0	0	0	0	53	0	0	53	ST	54	1.0189	530149
42763	GOODWELL MI SF FARMS 826	0	0	0	0	0	0	0	96	0	0	96	ST	99	1.0313	530185
42763	GOODWELL MI SF WELLS 816	0	0	0	0	0	1,797	0	0	0	0	1,797	ST	1,865	1.0378	530187
42767	CHESTER, MI SF WELLS 846	0	0	0	0	0	1,922	0	0	0	0	1,922	ST	1,948	1.0135	530188
42767	CHESTER MI 42767 AUX 818	0	87	0	0	0	0	0	0	0	0	87	ST	89	1.0230	530222
42768	CHARLTON MI SF WELLS 816	0	0	0	0	0	2,440	0	0	0	0	2,440	ST	2,474	1.0139	530023
42774	LINCOLN MI SF DEHY 821	0	0	0	0	2	0	0	0	0	0	2	MI	1	0.5000	530080
42774	LINCOLN MI SF FARMS 826	0	0	0	0	0	0	0	7	0	0	7	MI	6	0.8571	530082
42774	LINCOLN MI SF WELLS 816	0	0	0	0	0	3,020	0	0	0	0	3,020	MI	2,998	0.9927	530081
42778	FREEMAN MI SF WELLS 816	0	0	0	0	0	1,891	0	0	0	0	1,891	ST	1,911	1.0106	530046
42783	MUTTONVILLE MI SF WELLS 816	0	0	0	0	0	1,291	0	0	0	0	1,291	ST	1,318	1.0209	530105
42786	LOREED MI SF MNTNC 833	0	0	0	21	0	0	0	0	0	0	21	ST	21	1.0000	530090
42786	LOREED MI SF WELLS 816	0	0	0	0	0	12,107	0	0	0	0	12,107	ST	12,554	1.0369	530091
42786	LOREED MI SF FARMS 826	0	0	0	0	0	0	0	54	0	0	54	ST	55	1.0185	530092
42787	REED CITY MI SF WELLS 816	0	0	0	0	0	2,442	0	0	0	0	2,442	ST	2,517	1.0307	530126
42787	REED CITY, MI SF FARMS 826	0	0	0	0	0	0	0	67	0	0	67	ST	69	1.0299	530127
42861	WINFIELD MI SF WELL 832	0	0	0	0	0	0	0	0	579	0	579	ST	599	1.0345	530150
42867	CHESTER MI SF WELLS 816	0	0	0	0	0	0	0	0	30	0	30	ST	30	1.0000	530198
42868	CHARLTON, MI SF SWR 832	0	0	0	0	0	0	0	0	11	0	11	ST	11	1.0000	530189
42874	LINCOLN MI SF WELL WELL 832	0	0	0	0	0	0	0	0	451	0	451	MI	447	0.9911	530083
42883	MUTTONVILLE MI SF WELLS 816	0	0	0	0	0	0	0	0	12	0	12	ST	12	1.0000	530106
42886	LOREED MI SF WELL 832	0	0	0	0	0	0	0	0	41	0	41	ST	42	1.0244	530093
42887	REED CITY MI SF WELL 832	0	0	0	0	0	0	0	0	104	0	104	ST	107	1.0288	530128
42900	COLD SPRINGS 1 WELLS 816	0	0	0	0	0	1,170	0	0	0	0	1,170	ST	1,206	1.0308	530204
42900	COLD SPRINGS 1 WELL 832	0	0	0	0	0	0	0	0	11	0	11	ST	11	1.0000	530200
TOTAL STORAGE		145,702	1,549	0	21	2	31,634	0	312	1,239	0	180,459		186,418	1.0330	

ANR PIPELINE COMPANY
 USE OF GAS DETAIL - NON STORAGE
 VOLUMES IN MSCF AT 14.73 PSIA
 VAS - VOLUME ALLOCATION SYSTEM

JUNE, 2014

PSID	LOCATION	FUEL 854	OTHER 854	PL O 856	PL M 863	DEHY 859	MCF TOTAL	AREA	DTH TOTAL	BTU FACTOR	CMS #	STATE
28210	PATTERSON 2321-854336	38,169	190	0	0	0	38,359	EG	38,697	1.0088	549006	LOUISIANA
28230	EUNICE 2323-854336	14	37	0	0	0	51	EG	52	1.0196	549018	LOUISIANA
28300	JENA 2330-854336	3	9	0	0	0	12	EM	12	1.0000	549030	LOUISIANA
28400	DELHI 2340-854336	0	1	0	0	0	1	EM	1	1.0000	549046	LOUISIANA
29230	GREENVILLE MASTER FUEL BLDG A B	0	3	0	0	0	3	EM	3	1.0000	540074	MISSISSIPPI
29260	SARDIS MASTER FUEL BLDG A B	4,279	4,058	0	0	0	8,337	EM	8,400	1.0076	540071	MISSISSIPPI
29290	BROWNSVILLE MASTER FUEL BLDG C	5,594	200	0	0	0	5,794	EM	5,902	1.0186	540064	TENNESSEE
29320	COTTAGE GROVE MASTER FUEL BLDG	45,584	15	0	0	0	45,599	EM	45,897	1.0065	540066	TENNESSEE
29350	MADISONVILLE 3135-854336	54,738	251	0	0	0	54,989	EM	55,369	1.0069	549134	KENTUCKY
29400	CELESTINE 3141-854336	12,686	0	0	0	0	12,686	EM	12,780	1.0074	549152	INDIANA
29410	CELESTINE IN COMP AUX 854	0	3,046	0	0	0	3,046	EM	3,072	1.0085	530019	INDIANA
29440	SHELBYVILLE 3144-854336	45,314	279	0	0	0	45,593	EM	45,963	1.0081	549170	INDIANA
29460	SULPHUR SPRINGS 3145-854336	3,709	1	0	0	0	3,710	EM	3,785	1.0202	549190	INDIANA
29470	PORTLAND 3147-854336	78,943	868	0	0	0	79,811	EM	80,438	1.0079	549194	INDIANA
32400	E G HILL 2620-854336	55,697	50	0	0	0	55,747	WG	58,186	1.0438	540011	TEXAS
32400	EG HILL ENGINE 4	6,614	0	0	0	0	6,614	WG	6,663	1.0074	540098	TEXAS
32550	WEATHERFORD 2538-755336	12,278	22	0	0	0	12,300	WG	12,814	1.0418	540063	OKLAHOMA
32560	TRANSOK 2539-755336	2,734	15	0	0	0	2,749	WG	2,814	1.0236	540061	OKLAHOMA
32600	MOORELAND 2530-755336	35,264	370	0	0	0	35,634	WG	36,830	1.0336	549270	OKLAHOMA
32700	MEADE 2622-854336	26,821	0	0	0	0	26,821	WG	27,822	1.0373	549278	KANSAS
33300	GREENSBURG 2626-854336	47,340	0	0	0	0	47,340	WG	49,275	1.0409	549296	KANSAS
33310	BUTTERMILK 2627-854336	0	0	0	0	0	0	WG	0	1.0000	549274	KANSAS
33350	STATION ALDEN 3425-854336	46,244	0	0	0	0	46,244	WM	48,172	1.0417	549314	KANSAS
33400	ENTERPRISE 3430-854336	50,697	0	0	0	0	50,697	WM	52,721	1.0399	549334	KANSAS
33450	HAVENSVILLE 3435-854336	46,422	63	0	0	0	46,485	WM	48,423	1.0417	549358	KANSAS
33500	MAITLAND 3440-854336	61,868	0	0	0	0	61,868	WM	64,448	1.0417	549364	MISSOURI
33550	LINEVILLE 3445-854336	52,786	66	0	0	0	52,852	WM	54,937	1.0394	549382	IOWA
33600	BIRMINGHAM 3450-854336	56,351	318	0	0	0	56,669	WM	58,832	1.0382	549402	IOWA
36200	NEW WINDSOR 3620-854336	49,627	935	0	0	0	50,562	WM	52,495	1.0382	549420	ILLINOIS
36210	SANDWICH 3621-854336	21,681	220	0	12,408	0	34,309	WM	35,677	1.0399	549438	ILLINOIS
36220	ST JOHN 3622-854336	61,697	1,316	1,494	0	0	64,507	MI	67,100	1.0402	549512	INDIANA
36230	BRIDGMAN 3623-854336	77,072	183	0	0	0	77,255	MI	79,997	1.0355	549526	MICHIGAN
36240	HAMILTON 3624-854336	127,803	323	0	0	0	128,126	MI	130,531	1.0188	549550	MICHIGAN
36250	JOLIET 3626-854336	14,535	32	0	0	0	14,567	MI	15,151	1.0401	549508	ILLINOIS
36300	LAGRANGE IN COMP AUX 854	0	144	0	0	0	144	MI	146	1.0139	530076	INDIANA
36310	DEFIANCE 3631-854336	94,148	135	0	0	0	94,283	EM	95,255	1.0103	549212	OHIO
36700	LAGRANGE 3630-854336	329	0	0	0	0	329	MI	334	1.0152	549544	INDIANA
38200	WOODSTOCK 3820-854336	5,912	671	18	0	0	6,601	WI	6,846	1.0371	549448	ILLINOIS
38203	GOODMAN DOMESTIC	0	1	0	0	0	1	WI	1	1.0000	540103	WISCONSIN
38220	KEWASKUM 3822-854336	5,825	69	0	0	0	5,894	WI	6,099	1.0348	549496	WISCONSIN
38240	MARSHFIELD 3824-854336	7,917	100	0	0	0	8,017	WI	8,226	1.0261	549476	WISCONSIN
38260	WEYAUWEGA 3826-854336	0	22	0	0	0	22	WI	22	1.0000	549488	WISCONSIN
38270	MOUNTAIN 3827-854336	0	1	0	0	0	1	WI	1	1.0000	549492	WISCONSIN
38600	EDEN SECT WI AUX 854	0	0	0	0	11	11	WI	11	1.0000	530035	WISCONSIN
38610	STEVENS POINT COMP 854	3	0	0	0	0	3	WI	4	1.3333	530140	WISCONSIN
38640	BONDUEL SECT WI AUX 854	0	0	0	0	10	10	WI	10	1.0000	530011	WISCONSIN
TOTAL NON-STORAGE		1,256,698	14,014	1,512	12,408	21	1,284,653		1,320,214	1.0277		

ANR PIPELINE COMPANY
 USE OF GAS DETAIL - STORAGE
 VOLUMES IN MSCF AT 14.73 PSIA
 VAS - VOLUME ALLOCATION SYSTEM

JULY, 2014

PSID	LOCATION	FUEL 819	STATION OTHER 818	OPERA PL 817	MAINT PL T 833	GAS DEHY 821	WELLS 816	EXTRACT 824	FARMS 826	SWR 832	CNG 841	MCF VOLUME TOTAL	AREA	DTH VOLUME TOTAL	BTU FACTOR	CMS #
42200	W G WOOLFOLK 2720-819336	58,086	0	0	0	0	0	0	0	0	0	58,086	MI	60,478	1.0412	549576
42200	WOOLFOLK MASTER FUEL	0	371	0	231	0	0	0	0	0	0	602	MI	626	1.0399	540099
42210	LOREED 2721-819336	2,036	0	0	0	0	0	0	0	0	0	2,036	ST	2,094	1.0285	540021
42260	LINCOLN 2726-819336	0	168	0	0	0	0	0	0	0	0	168	MI	175	1.0417	549592
42310	SOUTH CHESTER 2731-819336	48,084	0	0	0	0	0	0	0	0	0	48,084	ST	48,741	1.0137	540051
42600	AUSTIN MI SF WELLS 816	0	0	0	0	0	2,551	0	0	0	0	2,551	ST	2,635	1.0329	530004
42600	AUSTIN MI SF FARMS 826	0	0	0	0	0	0	5	0	0	0	5	ST	5	1.0000	530006
42722	WINFIELD 2722-819336	0	3	0	0	0	0	0	0	0	0	3	ST	3	1.0000	549570
42723	GOODWELL 2723-819336	0	3	0	0	0	0	0	0	0	0	3	ST	3	1.0000	549650
42729	MUTTONVILLE 2729-819336	11,051	179	0	0	0	0	0	0	0	0	11,230	ST	11,673	1.0394	549588
42732	CHARLTON 2732-819336	16,712	574	0	0	0	0	0	0	0	0	17,286	ST	17,486	1.0116	549622
42761	WINFIELD MI SF DEHY 821	0	0	0	0	6	0	0	0	0	0	6	ST	6	1.0000	530147
42761	WINFIELD MI SF WELLS 816	0	0	0	0	0	1,090	0	0	0	0	1,090	ST	1,135	1.0413	530148
42761	WINFIELD MI SF FARMS 826	0	0	0	0	0	0	0	54	0	0	54	ST	56	1.0370	530149
42763	GOODWELL MI SF FARMS 826	0	0	0	0	0	0	0	78	0	0	78	ST	80	1.0256	530185
42763	GOODWELL MI SF WELLS 816	0	0	0	0	0	2,273	0	0	0	0	2,273	ST	2,359	1.0378	530187
42767	CHESTER, MI SF WELLS 846	0	0	0	0	0	2,446	0	0	0	0	2,446	ST	2,485	1.0159	530188
42767	CHESTER MI 42767 AUX 818	0	180	0	0	0	0	0	0	0	0	180	ST	180	1.0000	530222
42768	CHARLTON MI SF WELLS 816	0	0	0	0	0	2,837	0	0	0	0	2,837	ST	2,879	1.0148	530023
42774	LINCOLN MI SF WELLS 816	0	0	0	0	0	3,566	0	0	0	0	3,566	MI	3,722	1.0437	530081
42774	LINCOLN MI SF FARMS 826	0	0	0	0	0	0	0	11	0	0	11	MI	11	1.0000	530082
42774	LINCOLN MI SF DEHY 821	0	0	0	0	2	0	0	0	0	0	2	MI	2	1.0000	530080
42778	FREEMAN MI SF WELLS 816	0	0	0	0	0	1,910	0	0	0	0	1,910	ST	1,925	1.0079	530046
42778	FREEMAN MI SF FARMS 826	0	0	0	0	0	0	0	44	0	0	44	ST	44	1.0000	530047
42783	MUTTONVILLE MI SF DEHY 821	0	0	0	0	1	0	0	0	0	0	1	ST	1	1.0000	530104
42783	MUTTONVILLE MI SF WELLS 816	0	0	0	0	0	1,407	0	0	0	0	1,407	ST	1,437	1.0213	530105
42786	LOREED MI SF WELLS 816	0	0	0	0	0	12,554	0	0	0	0	12,554	ST	13,081	1.0420	530091
42786	LOREED MI SF FARMS 826	0	0	0	0	0	0	0	59	0	0	59	ST	61	1.0339	530092
42786	LOREED MI SF MNTNC 833	0	0	0	10	0	0	0	0	0	0	10	ST	10	1.0000	530090
42787	REED CITY MI SF WELLS 816	0	0	0	0	0	2,448	0	0	0	0	2,448	ST	2,514	1.0270	530126
42787	REED CITY, MI SF FARMS 826	0	0	0	0	0	0	0	81	0	0	81	ST	83	1.0247	530127
42787	REED CITY MI SF MNTNC 833	0	0	0	588	0	0	0	0	0	0	588	ST	603	1.0255	530124
42867	CHESTER MI SF WELLS 816	0	0	0	0	0	0	0	0	0	0	0	ST	0	1.0000	530198
42868	CHARLTON, MI SF SWR 832	0	0	0	0	0	0	0	0	0	0	0	ST	0	1.0000	530189
42874	LINCOLN MI SF WELL WELL 832	0	0	0	0	0	0	0	0	5,281	0	5,281	MI	5,513	1.0439	530083
42886	LOREED MI SF WELL 832	0	0	0	0	0	0	0	0	8	0	8	ST	8	1.0000	530093
42900	COLD SPRINGS 1 WELLS 816	0	0	0	0	0	1,170	0	0	0	0	1,170	ST	1,209	1.0333	530204
42900	COLD SPRINGS 1 WELL 832	0	0	0	0	0	0	0	0	0	0	0	ST	0	1.0000	530200
TOTAL STORAGE		135,969	1,478	0	829	9	34,252	0	332	5,289	0	178,158		183,323	1.0290	

ANR PIPELINE COMPANY
 USE OF GAS DETAIL - NON STORAGE
 VOLUMES IN MSCF AT 14.73 PSIA
 VAS - VOLUME ALLOCATION SYSTEM

JULY, 2014

PSID	LOCATION	FUEL 854	OTHER 854	PL O 856	PL M 863	DEHY 859	MCF TOTAL	AREA	DTH TOTAL	BTU FACTOR	CMS #	STATE
28210	PATTERSON 2321-854336	38,968	6	0	0	0	38,974	EG	39,517	1.0139	549006	LOUISIANA
28230	EUNICE 2323-854336	0	39	0	0	0	39	EG	40	1.0256	549018	LOUISIANA
28300	JENA 2330-854336	24	2	0	0	0	26	EM	26	1.0000	549030	LOUISIANA
28400	DELHI 2340-854336	0	0	316	0	0	316	EM	323	1.0222	549046	LOUISIANA
28900	JENA SECT LA TRANS MNTNC 863	0	0	0	38	0	38	EM	38	1.0000	530158	LOUISIANA
29220	GREENVILLE SECT AR MNTNC 863	0	0	0	85	0	85	EM	85	1.0000	530062	ARKANSAS
29230	GREENVILLE MASTER FUEL BLDG A B	2	12	0	225	0	239	EM	241	1.0084	540074	MISSISSIPPI
29260	SARDIS MASTER FUEL BLDG A B	5,434	3,337	0	0	0	8,771	EM	8,847	1.0087	540071	MISSISSIPPI
29290	BROWNSVILLE MASTER FUEL BLDG C	11,021	139	0	0	0	11,160	EM	11,290	1.0116	540064	TENNESSEE
29320	COTTAGE GROVE MASTER FUEL BLDG	1	4	0	0	0	5	EM	5	1.0000	540066	TENNESSEE
29350	MADISONVILLE 3135-854336	39,871	385	0	0	0	40,256	EM	40,571	1.0078	549134	KENTUCKY
29400	CELESTINE 3141-854336	15,711	0	0	0	0	15,711	EM	15,844	1.0085	549152	INDIANA
29410	CELESTINE IN COMP AUX 854	0	3	0	0	0	3	EM	3	1.0000	530019	INDIANA
29440	SHELBYVILLE 3144-854336	41,755	291	0	0	0	42,046	EM	42,413	1.0087	549170	INDIANA
29460	SULPHUR SPRINGS 3145-854336	5,698	229	0	16,336	0	22,263	EM	22,875	1.0275	549190	INDIANA
29470	PORTLAND 3147-854336	61,367	726	0	0	0	62,093	EM	62,626	1.0086	549194	INDIANA
32400	E G HILL 2620-854336	46,029	644	0	0	0	46,673	WG	48,756	1.0446	540011	TEXAS
32400	EG HILL ENGINE 4	7,726	0	0	0	0	7,726	WG	7,673	0.9931	540098	TEXAS
32550	WEATHERFORD 2538-755336	17,196	85	0	0	0	17,281	WG	17,957	1.0391	540063	OKLAHOMA
32560	TRANSOK 2539-755336	2,813	15	0	0	0	2,828	WG	2,894	1.0233	540061	OKLAHOMA
32600	MOORELAND 2530-755336	37,287	392	0	0	0	37,679	WG	38,782	1.0293	549270	OKLAHOMA
32700	MEADE 2622-854336	32,359	11	0	0	0	32,370	WG	33,795	1.0440	549278	KANSAS
33300	GREENSBURG 2626-854336	50,085	0	0	0	0	50,085	WG	51,976	1.0378	549296	KANSAS
33310	BUTTERMILK 2627-854336	2,549	0	0	0	0	2,549	WG	2,650	1.0396	549274	KANSAS
33350	STATION ALDEN 3425-854336	50,928	0	0	0	0	50,928	WM	53,041	1.0415	549314	KANSAS
33400	ENTERPRISE 3430-854336	51,717	0	0	0	0	51,717	WM	53,833	1.0409	549334	KANSAS
33450	HAVENSVILLE 3435-854336	43,740	429	0	0	0	44,169	WM	45,990	1.0412	549358	KANSAS
33500	MAITLAND 3440-854336	58,842	0	0	0	0	58,842	WM	61,217	1.0404	549364	MISSOURI
33550	LINEVILLE 3445-854336	53,767	52	0	0	0	53,819	WM	55,915	1.0389	549382	IOWA
33600	BIRMINGHAM 3450-854336	57,684	255	0	0	0	57,939	WM	60,296	1.0407	549402	IOWA
36200	NEW WINDSOR 3620-854336	53,415	108	0	0	0	53,523	WM	55,676	1.0402	549420	ILLINOIS
36210	SANDWICH 3621-854336	36,212	12	0	0	0	36,224	WM	37,662	1.0397	549438	ILLINOIS
36220	ST JOHN 3622-854336	61,240	269	2,403	0	0	63,912	MI	66,511	1.0407	549512	INDIANA
36230	BRIDGMAN 3623-854336	84,124	19	0	0	0	84,143	MI	87,737	1.0427	549526	MICHIGAN
36240	HAMILTON 3624-854336	113,932	32	0	0	0	113,964	MI	116,575	1.0229	549550	MICHIGAN
36250	JOLIET 3626-854336	7,744	34	0	0	0	7,778	MI	8,073	1.0379	549508	ILLINOIS
36300	LAGRANGE IN COMP AUX 854	0	513	0	0	0	513	MI	523	1.0195	530076	INDIANA
36310	DEFIANCE 3631-854336	70,172	1,306	0	0	0	71,478	EM	72,951	1.0206	549212	OHIO
36700	LAGRANGE 3630-854336	323	0	0	0	0	323	MI	329	1.0186	549544	INDIANA
38200	WOODSTOCK 3820-854336	412	250	7	0	0	669	WI	692	1.0344	549448	ILLINOIS
38203	GOODMAN DOMESTIC	0	1	0	0	0	1	WI	1	1.0000	540103	WISCONSIN
38220	KEWASKUM 3822-854336	5	22	0	0	0	27	WI	27	1.0000	549496	WISCONSIN
38240	MARSHFIELD 3824-854336	8,147	2	0	0	0	8,149	WI	8,221	1.0088	549476	WISCONSIN
38260	WEYAUWEGA 3826-854336	0	6	0	0	0	6	WI	6	1.0000	549488	WISCONSIN
38270	MOUNTAIN 3827-854336	0	1	0	0	0	1	WI	1	1.0000	549492	WISCONSIN
38600	EDEN SECT WI AUX 854	0	0	0	0	9	9	WI	9	1.0000	530035	WISCONSIN
38610	STEVENS POINT COMP 854	1	0	0	0	0	1	WI	1	1.0000	530140	WISCONSIN
38640	BONDUEL SECT WI AUX 854	0	0	0	0	4	4	WI	4	1.0000	530011	WISCONSIN

ANR PIPELINE COMPANY
 USE OF GAS DETAIL - NON STORAGE
 VOLUMES IN MSCF AT 14.73 PSIA
 VAS - VOLUME ALLOCATION SYSTEM

JULY, 2014

PSID	LOCATION	FUEL 854	OTHER 854	PL O 856	PL M 863	DEHY 859	MCF TOTAL	AREA	DTH TOTAL	BTU FACTOR	CMS #	STATE
	TOTAL NON-STORAGE	1,168,301	9,631	2,726	16,684	13	1,197,355		1,234,518	1.0310		

ANR PIPELINE COMPANY
 USE OF GAS DETAIL - STORAGE
 VOLUMES IN MSCF AT 14.73 PSIA
 VAS - VOLUME ALLOCATION SYSTEM

AUGUST, 2014

PSID	LOCATION	FUEL 819	STATION OTHER 818	OPERA PL 817	MAINT PL T 833	GAS DEHY 821	WELLS 816	EXTRACT 824	FARMS 826	SWR 832	CNG 841	MCF VOLUME TOTAL	AREA	DTH VOLUME TOTAL	BTU FACTOR	CMS #
42200	W G WOOLFOLK 2720-819336	52,669	0	0	0	0	0	0	0	0	0	52,669	MI	54,852	1.0414	549576
42200	WOOLFOLK MASTER FUEL	0	370	0	0	0	0	0	0	0	0	370	MI	384	1.0378	540099
42210	LOREED 2721-819336	7,419	0	0	0	0	0	0	0	0	0	7,419	ST	7,719	1.0404	540021
42260	LINCOLN 2726-819336	0	202	0	729	0	0	0	0	0	0	931	MI	974	1.0462	549592
42310	SOUTH CHESTER 2731-819336	46,598	0	0	0	0	0	0	0	0	0	46,598	ST	47,484	1.0190	540051
42600	AUSTIN MI SF WELLS 816	0	0	0	0	0	2,599	0	0	0	0	2,599	ST	2,705	1.0408	530004
42600	AUSTIN MI SF FARMS 826	0	0	0	0	0	0	0	7	0	0	7	ST	7	1.0000	530006
42722	WINFIELD 2722-819336	0	1	0	0	0	0	0	0	0	0	1	ST	1	1.0000	549570
42723	GOODWELL 2723-819336	0	3	0	0	0	0	0	0	0	0	3	ST	3	1.0000	549650
42729	MUTTONVILLE 2729-819336	7,231	81	0	0	0	0	0	0	0	0	7,312	ST	7,649	1.0461	549588
42732	CHARLTON 2732-819336	0	277	0	0	0	0	0	0	0	0	277	ST	299	1.0794	549622
42761	WINFIELD MI SF DEHY 821	0	0	0	0	1	0	0	0	0	0	1	ST	1	1.0000	530147
42761	WINFIELD MI SF WELLS 816	0	0	0	0	0	1,263	0	0	0	0	1,263	ST	1,312	1.0388	530148
42761	WINFIELD MI SF FARMS 826	0	0	0	0	0	0	0	24	0	0	24	ST	24	1.0000	530149
42763	GOODWELL MI SF WELLS 816	0	0	0	0	0	2,555	0	0	0	0	2,555	ST	2,657	1.0399	530187
42763	GOODWELL MI SF FARMS 826	0	0	0	0	0	0	0	141	0	0	141	ST	146	1.0355	530185
42767	CHESTER, MI SF WELLS 846	0	0	0	0	0	2,827	0	0	0	0	2,827	ST	2,877	1.0177	530188
42767	CHESTER MI 42767 AUX 818	0	17	0	0	0	0	0	0	0	0	17	ST	17	1.0000	530222
42768	CHARLTON MI SF WELLS 816	0	0	0	0	0	2,812	0	0	0	0	2,812	ST	3,042	1.0818	530023
42774	LINCOLN MI SF WELLS 816	0	0	0	0	0	4,019	0	0	0	0	4,019	MI	4,203	1.0458	530081
42774	LINCOLN MI SF FARMS 826	0	0	0	0	0	0	0	6	0	0	6	MI	6	1.0000	530082
42778	FREEMAN MI SF FARMS 826	0	0	0	0	0	0	0	33	0	0	33	ST	33	1.0000	530047
42778	FREEMAN MI SF WELLS 816	0	0	0	0	0	1,916	0	0	0	0	1,916	ST	1,931	1.0078	530046
42783	MUTTONVILLE MI SF WELLS 816	0	0	0	0	0	1,464	0	0	0	0	1,464	ST	1,494	1.0205	530105
42786	LOREED MI SF FARMS 826	0	0	0	0	0	0	0	65	0	0	65	ST	67	1.0308	530092
42786	LOREED MI SF WELLS 816	0	0	0	0	0	13,967	0	0	0	0	13,967	ST	14,525	1.0400	530091
42787	REED CITY MI SF WELLS 816	0	0	0	0	0	2,461	0	0	0	0	2,461	ST	2,527	1.0268	530126
42787	REED CITY, MI SF FARMS 826	0	0	0	0	0	0	0	64	0	0	64	ST	65	1.0156	530127
42860	AUSTIN MI SF WELL 832	0	0	0	0	0	0	0	0	602	0	602	ST	626	1.0399	530186
42886	LOREED MI SF WELL 832	0	0	0	0	0	0	0	0	12	0	12	ST	12	1.0000	530093
42900	COLD SPRINGS 1 WELLS 816	0	0	0	0	0	1,170	0	0	0	0	1,170	ST	1,216	1.0393	530204
TOTAL STORAGE		113,917	951	0	729	1	37,053	0	340	614	0	153,605		158,858	1.0342	

ANR PIPELINE COMPANY
 USE OF GAS DETAIL - NON STORAGE
 VOLUMES IN MSCF AT 14.73 PSIA
 VAS - VOLUME ALLOCATION SYSTEM

AUGUST, 2014

PSID	LOCATION	FUEL 854	OTHER 854	PL O 856	PL M 863	DEHY 859	MCF TOTAL	AREA	DTH TOTAL	BTU FACTOR	CMS #	STATE
28210	PATTERSON 2321-854336	42,207	6	0	0	0	42,213	EG	42,703	1.0116	549006	LOUISIANA
28230	EUNICE 2323-854336	0	19	0	0	0	19	EG	19	1.0000	549018	LOUISIANA
28300	JENA 2330-854336	0	4	0	0	0	4	EM	4	1.0000	549030	LOUISIANA
28400	DELHI 2340-854336	0	14	0	0	0	14	EM	14	1.0000	549046	LOUISIANA
29230	GREENVILLE MASTER FUEL BLDG A B	8	2	0	0	0	10	EM	10	1.0000	540074	MISSISSIPPI
29260	SARDIS MASTER FUEL BLDG A B	0	300	0	0	0	300	EM	301	1.0033	540071	MISSISSIPPI
29290	BROWNSVILLE MASTER FUEL BLDG C	0	1,365	0	0	0	1,365	EM	1,374	1.0066	540064	TENNESSEE
29320	COTTAGE GROVE MASTER FUEL BLDG	3,828	2	0	0	0	3,830	EM	3,853	1.0060	540066	TENNESSEE
29350	MADISONVILLE 3135-854336	12,005	384	0	0	0	12,389	EM	12,444	1.0044	549134	KENTUCKY
29400	CELESTINE 3141-854336	10,735	0	0	0	0	10,735	EM	10,813	1.0073	549152	INDIANA
29410	CELESTINE IN COMP AUX 854	0	16	0	0	0	16	EM	16	1.0000	530019	INDIANA
29440	SHELBYVILLE 3144-854336	4,943	183	0	0	0	5,126	EM	5,180	1.0105	549170	INDIANA
29460	SULPHUR SPRINGS 3145-854336	6,543	105	0	6,258	0	12,906	EM	13,254	1.0270	549190	INDIANA
29470	PORTLAND 3147-854336	47,656	421	0	0	0	48,077	EM	48,485	1.0085	549194	INDIANA
32400	E G HILL 2620-854336	46,841	0	0	0	0	46,841	WG	48,807	1.0420	540011	TEXAS
32400	EG HILL ENGINE 4	6,256	0	0	0	0	6,256	WG	6,207	0.9922	540098	TEXAS
32550	WEATHERFORD 2538-755336	11,586	27	0	0	0	11,613	WG	12,103	1.0422	540063	OKLAHOMA
32560	TRANSOK 2539-755336	2,381	5	0	0	0	2,386	WG	2,468	1.0344	540061	OKLAHOMA
32600	MOORELAND 2530-755336	33,512	239	0	0	0	33,751	WG	34,968	1.0361	549270	OKLAHOMA
32700	MEADE 2622-854336	26,404	3	0	0	0	26,407	WG	27,491	1.0410	549278	KANSAS
33300	GREENSBURG 2626-854336	36,931	0	0	0	0	36,931	WG	38,430	1.0406	549296	KANSAS
33310	BUTTERMILK 2627-854336	13,152	0	0	0	0	13,152	WG	13,709	1.0424	549274	KANSAS
33350	STATION ALDEN 3425-854336	36,267	0	0	0	0	36,267	WM	37,784	1.0418	549314	KANSAS
33400	ENTERPRISE 3430-854336	37,368	0	0	0	0	37,368	WM	38,896	1.0409	549334	KANSAS
33450	HAVENSVILLE 3435-854336	40,873	10	0	0	0	40,883	WM	42,597	1.0419	549358	KANSAS
33500	MAITLAND 3440-854336	53,277	0	0	0	0	53,277	WM	55,552	1.0427	549364	MISSOURI
33550	LINEVILLE 3445-854336	40,531	93	0	0	0	40,624	WM	42,196	1.0387	549382	IOWA
33600	BIRMINGHAM 3450-854336	45,925	285	0	0	0	46,210	WM	47,988	1.0385	549402	IOWA
36200	NEW WINDSOR 3620-854336	39,493	26	0	0	0	39,519	WM	41,023	1.0381	549420	ILLINOIS
36210	SANDWICH 3621-854336	5,703	39	0	0	0	5,742	WM	5,956	1.0373	549438	ILLINOIS
36220	ST JOHN 3622-854336	62,965	0	0	0	0	62,965	MI	65,475	1.0399	549512	INDIANA
36230	BRIDGMAN 3623-854336	70,453	347	0	0	0	70,800	MI	74,265	1.0489	549526	MICHIGAN
36240	HAMILTON 3624-854336	92,982	148	0	0	0	93,130	MI	95,776	1.0284	549550	MICHIGAN
36250	JOLIET 3626-854336	8,401	18	0	0	0	8,419	MI	8,752	1.0396	549508	ILLINOIS
36300	LAGRANGE IN COMP AUX 854	0	3	0	0	0	3	MI	3	1.0000	530076	INDIANA
36310	DEFIANCE 3631-854336	54,297	1,071	0	0	0	55,368	EM	56,688	1.0238	549212	OHIO
38200	WOODSTOCK 3820-854336	19,388	583	8	0	0	19,979	WI	20,748	1.0385	549448	ILLINOIS
38203	GOODMAN DOMESTIC	0	4	0	0	0	4	WI	4	1.0000	540103	WISCONSIN
38220	KEWASKUM 3822-854336	0	9	0	0	0	9	WI	9	1.0000	549496	WISCONSIN
38240	MARSHFIELD 3824-854336	6,800	213	0	0	0	7,013	WI	7,134	1.0173	549476	WISCONSIN
38260	WEYAUWEGA 3826-854336	0	3	0	0	0	3	WI	3	1.0000	549488	WISCONSIN
38270	MOUNTAIN 3827-854336	0	1	0	0	0	1	WI	1	1.0000	549492	WISCONSIN
38610	STEVENS POINT COMP 854	2	223	0	0	0	225	WI	229	1.0178	530140	WISCONSIN
38640	BONDUEL SECT WI AUX 854	0	0	0	0	9	9	WI	9	1.0000	530011	WISCONSIN
TOTAL NON-STORAGE		919,713	6,171	8	6,258	9	932,159		963,741	1.0339		

ANR PIPELINE COMPANY
 USE OF GAS DETAIL - STORAGE
 VOLUMES IN MSCF AT 14.73 PSIA
 VAS - VOLUME ALLOCATION SYSTEM

SEPTEMBER, 2014

PSID	LOCATION	FUEL 819	STATION OTHER 818	OPERA PL 817	MAINT PL T 833	GAS DEHY 821	WELLS 816	EXTRACT 824	FARMS 826	SWR 832	CNG 841	MCF VOLUME TOTAL	AREA	DTH VOLUME TOTAL	BTU FACTOR	CMS #
42200	W G WOOLFOLK 2720-819336	45,949	0	0	0	0	0	0	0	0	0	45,949	MI	47,936	1.0432	549576
42200	WOOLFOLK MASTER FUEL	0	657	0	0	0	0	0	0	0	0	657	MI	690	1.0502	540099
42210	LOREED 2721-819336	8,933	0	0	0	1	0	0	0	0	0	8,934	ST	9,309	1.0420	540021
42260	LINCOLN 2726-819336	0	344	0	0	0	0	0	0	0	0	344	MI	361	1.0494	549592
42310	SOUTH CHESTER 2731-819336	44,256	0	0	0	0	0	0	0	0	0	44,256	ST	44,919	1.0150	540051
42600	AUSTIN MI SF WELLS 816	0	0	0	0	0	3,862	0	0	0	0	3,862	ST	4,008	1.0378	530004
42600	AUSTIN MI SF FARMS 826	0	0	0	0	0	0	0	9	0	0	9	ST	9	1.0000	530006
42722	WINFIELD 2722-819336	0	1	0	0	0	0	0	0	0	0	1	ST	1	1.0000	549570
42723	GOODWELL 2723-819336	0	2	0	0	0	0	0	0	0	0	2	ST	2	1.0000	549650
42729	MUTTONVILLE 2729-819336	347	327	0	0	0	0	0	0	0	0	674	ST	692	1.0267	549588
42732	CHARLTON 2732-819336	4,404	1,031	0	0	0	0	0	0	0	0	5,435	ST	5,497	1.0114	549622
42761	WINFIELD MI SF WELLS 816	0	0	0	0	0	1,486	0	0	0	0	1,486	ST	1,560	1.0498	530148
42761	WINFIELD MI SF FARMS 826	0	0	0	0	0	0	0	33	0	0	33	ST	34	1.0303	530149
42763	GOODWELL MI SF FARMS 826	0	0	0	0	0	0	0	167	0	0	167	ST	175	1.0479	530185
42763	GOODWELL MI SF WELLS 816	0	0	0	0	0	3,067	0	0	0	0	3,067	ST	3,220	1.0499	530187
42767	CHESTER MI 42767 AUX 818	0	65	0	0	0	0	0	0	0	0	65	ST	65	1.0000	530222
42767	CHESTER, MI SF WELLS 846	0	0	0	0	0	3,192	0	0	0	0	3,192	ST	3,236	1.0138	530188
42768	CHARLTON MI SF WELLS 816	0	0	0	0	0	2,938	0	0	0	0	2,938	ST	2,970	1.0109	530023
42774	LINCOLN MI SF WELLS 816	0	0	0	0	0	4,647	0	0	0	0	4,647	MI	4,879	1.0499	530081
42774	LINCOLN MI SF FARMS 826	0	0	0	0	0	0	0	106	0	0	106	MI	111	1.0472	530082
42778	FREEMAN MI SF WELLS 816	0	0	0	0	0	1,925	0	0	0	0	1,925	ST	1,940	1.0078	530046
42778	FREEMAN MI SF FARMS 826	0	0	0	0	0	0	0	106	0	0	106	ST	106	1.0000	530047
42783	MUTTONVILLE MI SF WELLS 816	0	0	0	0	0	1,443	0	0	0	0	1,443	ST	1,461	1.0125	530105
42786	LOREED MI SF WELLS 816	0	0	0	0	0	14,957	0	0	0	0	14,957	ST	15,704	1.0499	530091
42786	LOREED MI SF FARMS 826	0	0	0	0	0	0	0	108	0	0	108	ST	113	1.0463	530092
42787	REED CITY MI SF WELLS 816	0	0	0	0	0	2,684	0	0	0	0	2,684	ST	2,791	1.0399	530126
42787	REED CITY, MI SF FARMS 826	0	0	0	0	0	0	0	138	0	0	138	ST	143	1.0362	530127
42787	REED CITY MI SF MNTNC 833	0	0	0	21	0	0	0	0	0	0	21	ST	21	1.0000	530124
42860	AUSTIN MI SF WELL 832	0	0	0	0	0	0	0	0	0	0	0	ST	0	1.0000	530186
42874	LINCOLN MI SF WELL WELL 832	0	0	0	0	0	0	0	0	5,651	0	5,651	MI	5,933	1.0499	530083
42900	COLD SPRINGS 1 AUX 818	0	391	0	0	0	0	0	0	0	0	391	ST	407	1.0409	530223
42900	COLD SPRINGS 1 WELLS 816	0	0	0	0	0	1,170	0	0	0	0	1,170	ST	1,212	1.0359	530204
TOTAL STORAGE		103,889	2,818	0	21	1	41,371	0	667	5,651	0	154,418		159,505	1.0329	

ANR PIPELINE COMPANY
 USE OF GAS DETAIL - NON STORAGE
 VOLUMES IN MSCF AT 14.73 PSIA
 VAS - VOLUME ALLOCATION SYSTEM

SEPTEMBER, 2014

PSID	LOCATION	FUEL 854	OTHER 854	PL O 856	PL M 863	DEHY 859	MCF TOTAL	AREA	DTH TOTAL	BTU FACTOR	CMS #	STATE
28210	PATTERSON 2321-854336	37,649	6	0	0	0	37,655	EG	38,111	1.0121	549006	LOUISIANA
28230	EUNICE 2323-854336	0	69	0	0	0	69	EG	72	1.0435	549018	LOUISIANA
28300	JENA 2330-854336	0	21	0	0	0	21	EM	21	1.0000	549030	LOUISIANA
28400	DELHI 2340-854336	2	0	0	0	0	2	EM	2	1.0000	549046	LOUISIANA
29230	GREENVILLE MASTER FUEL BLDG A B	276	6	0	0	0	282	EM	289	1.0248	540074	MISSISSIPPI
29260	SARDIS MASTER FUEL BLDG A B	0	574	0	0	0	574	EM	578	1.0070	540071	MISSISSIPPI
29290	BROWNSVILLE MASTER FUEL BLDG C	0	5	0	291	0	296	EM	298	1.0068	540064	TENNESSEE
29320	COTTAGE GROVE MASTER FUEL BLDG	24,233	2	0	0	0	24,235	EM	24,371	1.0056	540066	TENNESSEE
29350	MADISONVILLE 3135-854336	0	18	0	0	0	18	EM	18	1.0000	549134	KENTUCKY
29400	CELESTINE 3141-854336	2,048	0	0	0	0	2,048	EM	2,068	1.0098	549152	INDIANA
29410	CELESTINE IN COMP AUX 854	0	29	0	0	0	29	EM	29	1.0000	530019	INDIANA
29440	SHELBYVILLE 3144-854336	17,085	149	0	0	0	17,234	EM	17,388	1.0089	549170	INDIANA
29460	SULPHUR SPRINGS 3145-854336	9,042	252	0	0	0	9,294	EM	9,583	1.0311	549190	INDIANA
29470	PORTLAND 3147-854336	45,343	996	0	0	0	46,339	EM	46,692	1.0076	549194	INDIANA
32400	E G HILL 2620-854336	50,217	29	0	0	0	50,246	WG	52,535	1.0456	540011	TEXAS
32400	EG HILL ENGINE 4	3,899	0	0	0	0	3,899	WG	3,818	0.9792	540098	TEXAS
32550	WEATHERFORD 2538-755336	12,503	44	0	0	0	12,547	WG	13,032	1.0387	540063	OKLAHOMA
32560	TRANSOK 2539-755336	2,437	10	0	0	0	2,447	WG	2,571	1.0507	540061	OKLAHOMA
32600	MOORELAND 2530-755336	36,042	45	0	0	0	36,087	WG	37,298	1.0336	549270	OKLAHOMA
32700	MEADE 2622-854336	21,494	4	0	159	0	21,657	WG	22,520	1.0398	549278	KANSAS
33300	GREENSBURG 2626-854336	40,451	0	0	0	0	40,451	WG	42,033	1.0391	549296	KANSAS
33310	BUTTERMILK 2627-854336	17,461	0	0	0	0	17,461	WG	18,229	1.0440	549274	KANSAS
33350	STATION ALDEN 3425-854336	28,569	0	0	0	0	28,569	WM	29,779	1.0424	549314	KANSAS
33400	ENTERPRISE 3430-854336	37,498	0	0	0	0	37,498	WM	39,023	1.0407	549334	KANSAS
33450	HAVENSVILLE 3435-854336	30,721	10	0	0	0	30,731	WM	31,987	1.0409	549358	KANSAS
33500	MAITLAND 3440-854336	57,570	0	0	0	0	57,570	WM	59,820	1.0391	549364	MISSOURI
33550	LINEVILLE 3445-854336	41,728	233	0	0	0	41,961	WM	43,643	1.0401	549382	IOWA
33600	BIRMINGHAM 3450-854336	46,090	307	0	0	0	46,397	WM	48,197	1.0388	549402	IOWA
36200	NEW WINDSOR 3620-854336	36,501	28	0	0	0	36,529	WM	37,944	1.0387	549420	ILLINOIS
36210	SANDWICH 3621-854336	0	1	0	0	0	1	WM	1	1.0000	549438	ILLINOIS
36220	ST JOHN 3622-854336	32,364	0	0	0	0	32,364	MI	33,691	1.0410	549512	INDIANA
36230	BRIDGMAN 3623-854336	37,545	742	0	0	0	38,287	MI	40,067	1.0465	549526	MICHIGAN
36240	HAMILTON 3624-854336	95,565	963	0	0	0	96,528	MI	99,493	1.0307	549550	MICHIGAN
36250	JOLIET 3626-854336	6,926	18	0	0	0	6,944	MI	7,206	1.0377	549508	ILLINOIS
36300	LAGRANGE IN COMP AUX 854	0	10	0	0	0	10	MI	10	1.0000	530076	INDIANA
36310	DEFIANCE 3631-854336	58,459	931	0	0	0	59,390	EM	61,172	1.0300	549212	OHIO
38200	WOODSTOCK IL MNTNC 863	0	0	0	8,268	0	8,268	WI	8,615	1.0420	530228	ILLINOIS
38200	WOODSTOCK 3820-854336	28,728	784	9	0	0	29,521	WI	30,703	1.0400	549448	ILLINOIS
38203	GOODMAN MASTER FUEL	54	0	0	0	0	54	WI	56	1.0370	540102	WISCONSIN
38203	GOODMAN DOMESTIC	0	7	0	0	0	7	WI	7	1.0000	540103	WISCONSIN
38220	KEWASKUM 3822-854336	5,571	115	0	0	0	5,686	WI	5,907	1.0389	549496	WISCONSIN
38240	MARSHFIELD 3824-854336	2,608	345	0	8	0	2,961	WI	3,025	1.0216	549476	WISCONSIN
38260	WEYAUWEGA 3826-854336	0	12	0	0	0	12	WI	12	1.0000	549488	WISCONSIN
38270	MOUNTAIN 3827-854336	0	34	0	0	0	34	WI	34	1.0000	549492	WISCONSIN
38600	EDEN SECT WI AUX 854	0	0	0	0	26	26	WI	27	1.0385	530035	WISCONSIN
38610	STEVENS POINT COMP 854	0	1	0	0	0	1	WI	1	1.0000	530140	WISCONSIN
38640	BONDUEL SECT WI OPERATIONS 856	0	0	11	0	0	11	WI	11	1.0000	530013	WISCONSIN
38640	BONDUEL SECT WI AUX 854	0	0	0	0	7	7	WI	7	1.0000	530011	WISCONSIN

ANR PIPELINE COMPANY
 USE OF GAS DETAIL - NON STORAGE
 VOLUMES IN MSCF AT 14.73 PSIA
 VAS - VOLUME ALLOCATION SYSTEM

SEPTEMBER, 2014

PSID	LOCATION	FUEL 854	OTHER 854	PL O 856	PL M 863	DEHY 859	MCF TOTAL	AREA	DTH TOTAL	BTU FACTOR	CMS #	STATE
	TOTAL NON-STORAGE	866,679	6,800	20	8,726	33	882,258		911,994	1.0337		

ANR PIPELINE COMPANY
 USE OF GAS DETAIL - STORAGE
 VOLUMES IN MSCF AT 14.73 PSIA
 VAS - VOLUME ALLOCATION SYSTEM

OCTOBER, 2014

PSID	LOCATION	FUEL 819	STATION OTHER 818	OPERA PL 817	MAINT PL T 833	GAS DEHY 821	WELLS 816	EXTRACT 824	FARMS 826	SWR 832	CNG 841	MCF VOLUME TOTAL	AREA	DTH VOLUME TOTAL	BTU FACTOR	CMS #
42200	W G WOOLFOLK 2720-819336	18,258	0	0	0	0	0	0	0	0	0	18,258	MI	19,072	1.0446	549576
42200	WOOLFOLK MASTER FUEL	0	767	0	0	0	0	0	0	0	0	767	MI	803	1.0469	540099
42210	LOREED 2721-819336	2,101	2	0	0	0	0	0	0	0	0	2,103	ST	2,185	1.0390	540021
42260	LINCOLN 2726-819336	11,183	0	0	0	0	0	0	0	0	0	11,183	MI	11,720	1.0480	549592
42310	SOUTH CHESTER 2731-819336	13,128	0	0	0	0	0	0	0	0	0	13,128	ST	13,313	1.0141	540051
42600	AUSTIN MI SF WELLS 816	0	0	0	0	0	4,137	0	0	0	0	4,137	ST	4,410	1.0660	530004
42600	AUSTIN MI SF FARMS 826	0	0	0	0	0	0	0	25	0	0	25	ST	26	1.0400	530006
42722	WINFIELD 2722-819336	0	2	0	0	0	0	0	0	0	0	2	ST	2	1.0000	549570
42723	GOODWELL 2723-819336	0	43	0	0	0	0	0	0	0	0	43	ST	45	1.0465	549650
42729	MUTTONVILLE 2729-819336	0	7	0	0	0	0	0	0	0	0	7	ST	7	1.0000	549588
42732	CHARLTON 2732-819336	16,651	502	0	0	0	0	0	0	0	0	17,153	ST	17,422	1.0157	549622
42761	WINFIELD MI SF WELLS 816	0	0	0	0	0	1,510	0	0	0	0	1,510	ST	1,591	1.0536	530148
42761	WINFIELD MI SF FARMS 826	0	0	0	0	0	0	0	31	0	0	31	ST	32	1.0323	530149
42763	GOODWELL MI SF FARMS 826	0	0	0	0	0	0	0	160	0	0	160	ST	169	1.0563	530185
42763	GOODWELL MI SF WELLS 816	0	0	0	0	0	3,482	0	0	0	0	3,482	ST	3,697	1.0617	530187
42767	CHESTER MI 42767 AUX 818	0	469	0	0	0	0	0	0	0	0	469	ST	475	1.0128	530222
42767	CHESTER, MI SF WELLS 846	0	0	0	0	0	3,248	0	0	0	0	3,248	ST	3,316	1.0209	530188
42768	CHARLTON MI SF WELLS 816	0	0	0	0	0	3,322	0	0	0	0	3,322	ST	3,388	1.0199	530023
42774	LINCOLN MI SF WELLS 816	0	0	0	0	0	4,800	0	0	0	0	4,800	MI	5,088	1.0600	530081
42774	LINCOLN MI SF FARMS 826	0	0	0	0	0	0	0	20	0	0	20	MI	21	1.0500	530082
42778	FREEMAN MI SF WELLS 816	0	0	0	0	0	2,023	0	0	0	0	2,023	ST	2,037	1.0069	530046
42783	MUTTONVILLE MI SF DEHY 821	0	0	0	0	179	0	0	0	0	0	179	ST	183	1.0223	530104
42783	MUTTONVILLE MI SF WELLS 816	0	0	0	0	0	1,453	0	0	0	0	1,453	ST	1,490	1.0255	530105
42786	LOREED MI SF WELLS 816	0	0	0	0	0	14,451	0	0	0	0	14,451	ST	15,130	1.0470	530091
42786	LOREED MI SF FARMS 826	0	0	0	0	0	0	0	239	0	0	239	ST	250	1.0460	530092
42787	REED CITY MI SF WELLS 816	0	0	0	0	0	3,404	0	0	0	0	3,404	ST	3,581	1.0520	530126
42787	REED CITY, MI SF FARMS 826	0	0	0	0	0	0	0	465	0	0	465	ST	489	1.0516	530127
42787	REED CITY MI SF DEHY 821	0	0	0	0	2	0	0	0	0	0	2	ST	2	1.0000	530125
42867	CHESTER MI SF WELLS 816	0	0	0	0	0	0	0	0	29	0	29	ST	29	1.0000	530198
42883	MUTTONVILLE MI SF WELLS 816	0	0	0	0	0	0	0	0	36	0	36	ST	36	1.0000	530106
42900	COLD SPRINGS 1 AUX 818	0	86	0	0	0	0	0	0	0	0	86	ST	89	1.0349	530223
42900	COLD SPRINGS 1 WELLS 816	0	0	0	0	0	1,171	0	0	0	0	1,171	ST	1,210	1.0333	530204
TOTAL STORAGE		61,321	1,878	0	0	181	43,001	0	940	65	0	107,386		111,308	1.0365	

ANR PIPELINE COMPANY
 USE OF GAS DETAIL - NON STORAGE
 VOLUMES IN MSCF AT 14.73 PSIA
 VAS - VOLUME ALLOCATION SYSTEM

OCTOBER, 2014

PSID	LOCATION	FUEL 854	OTHER 854	PL O 856	PL M 863	DEHY 859	MCF TOTAL	AREA	DTH TOTAL	BTU FACTOR	CMS #	STATE
28210	PATTERSON 2321-854336	37,145	57	0	0	0	37,202	EG	37,753	1.0148	549006	LOUISIANA
28230	EUNICE 2323-854336	0	45	0	0	0	45	EG	47	1.0444	549018	LOUISIANA
28300	JENA 2330-854336	0	3	0	0	0	3	EM	3	1.0000	549030	LOUISIANA
28400	DELHI 2340-854336	0	1	0	0	0	1	EM	1	1.0000	549046	LOUISIANA
29230	GREENVILLE MASTER FUEL BLDG A B	416	394	0	0	0	810	EM	817	1.0086	540074	MISSISSIPPI
29260	SARDIS MASTER FUEL BLDG A B	0	800	0	0	0	800	EM	807	1.0088	540071	MISSISSIPPI
29320	COTTAGE GROVE MASTER FUEL BLDG	22,774	8	0	0	0	22,782	EM	22,920	1.0061	540066	TENNESSEE
29350	MADISONVILLE 3135-854336	0	304	0	0	0	304	EM	306	1.0066	549134	KENTUCKY
29400	CELESTINE 3141-854336	8,639	0	0	0	0	8,639	EM	8,695	1.0065	549152	INDIANA
29410	CELESTINE IN COMP AUX 854	0	166	0	0	0	166	EM	167	1.0060	530019	INDIANA
29410	CELESTINE IN MNTNC 863	0	0	0	15,213	0	15,213	EM	15,322	1.0072	530020	INDIANA
29440	SHELBYVILLE 3144-854336	15,439	658	0	0	0	16,097	EM	16,216	1.0074	549170	INDIANA
29460	SULPHUR SPRINGS 3145-854336	12,676	23	0	0	0	12,699	EM	13,148	1.0354	549190	INDIANA
29470	PORTLAND 3147-854336	64,104	1,693	0	0	0	65,797	EM	66,338	1.0082	549194	INDIANA
32400	E G HILL 2620-854336	36,534	0	0	0	0	36,534	WG	38,039	1.0412	540011	TEXAS
32400	EG HILL ENGINE 4	12,230	0	0	0	0	12,230	WG	12,126	0.9915	540098	TEXAS
32550	WEATHERFORD 2538-755336	12,211	28	0	0	0	12,239	WG	12,679	1.0360	540063	OKLAHOMA
32560	TRANSOK 2539-755336	2,609	15	0	0	0	2,624	WG	2,758	1.0511	540061	OKLAHOMA
32600	MOORELAND 2530-755336	37,740	185	0	0	0	37,925	WG	39,258	1.0351	549270	OKLAHOMA
32700	MEADE 2622-854336	31,012	41	0	0	0	31,053	WG	32,345	1.0416	549278	KANSAS
33300	GREENSBURG 2626-854336	39,627	0	0	0	0	39,627	WG	41,092	1.0370	549296	KANSAS
33310	BUTTERMILK 2627-854336	19,964	0	0	0	0	19,964	WG	20,758	1.0398	549274	KANSAS
33350	STATION ALDEN 3425-854336	3,714	0	0	0	0	3,714	WM	3,860	1.0393	549314	KANSAS
33400	ENTERPRISE 3430-854336	42,096	0	0	0	0	42,096	WM	43,776	1.0399	549334	KANSAS
33450	HAVENSVILLE 3435-854336	22,754	31	0	0	0	22,785	WM	23,681	1.0393	549358	KANSAS
33500	MAITLAND 3440-854336	61,969	23	0	0	0	61,992	WM	64,410	1.0390	549364	MISSOURI
33550	LINEVILLE 3445-854336	54,090	123	0	0	0	54,213	WM	56,317	1.0388	549382	IOWA
33600	BIRMINGHAM 3450-854336	56,169	417	0	0	0	56,586	WM	58,725	1.0378	549402	IOWA
36200	NEW WINDSOR 3620-854336	47,550	376	0	0	0	47,926	WM	49,716	1.0373	549420	ILLINOIS
36220	ST JOHN 3622-854336	42	0	0	0	0	42	MI	43	1.0238	549512	INDIANA
36230	BRIDGMAN 3623-854336	147	1,577	0	0	0	1,724	MI	1,828	1.0603	549526	MICHIGAN
36240	HAMILTON 3624-854336	78,785	1,108	0	0	0	79,893	MI	82,842	1.0369	549550	MICHIGAN
36250	JOLIET 3626-854336	8,940	12	0	0	0	8,952	MI	9,370	1.0467	549508	ILLINOIS
36300	LAGRANGE IN COMP AUX 854	0	293	0	0	0	293	MI	305	1.0410	530076	INDIANA
36300	LAGRANGE IN OPERATIONS 856	0	0	0	7,378	0	7,378	MI	7,614	1.0320	530077	INDIANA
36310	DEFIANCE 3631-854336	78,073	1,625	0	0	0	79,698	EM	82,523	1.0354	549212	OHIO
36700	LAGRANGE 3630-854336	1,628	0	3	0	0	1,631	MI	1,696	1.0399	549544	INDIANA
38200	WOODSTOCK 3820-854336	56,973	1,572	838	0	0	59,383	WI	61,816	1.0410	549448	ILLINOIS
38200	WOODSTOCK IL MNTNC 863	0	0	0	5,148	0	5,148	WI	5,365	1.0422	530228	ILLINOIS
38203	GOODMAN MASTER FUEL	65	3	0	0	0	68	WI	69	1.0147	540102	WISCONSIN
38203	GOODMAN DOMESTIC	0	104	0	0	0	104	WI	111	1.0673	540103	WISCONSIN
38220	KEWASKUM 3822-854336	27,089	145	0	0	0	27,234	WI	28,220	1.0362	549496	WISCONSIN
38240	MARSHFIELD 3824-854336	946	0	0	0	0	946	WI	975	1.0307	549476	WISCONSIN
38260	WEYAUWEGA 3826-854336	8,354	274	65	0	0	8,693	WI	9,002	1.0355	549488	WISCONSIN
38270	MOUNTAIN 3827-854336	2,488	428	0	0	0	2,916	WI	2,967	1.0175	549492	WISCONSIN
38600	EDEN SECT WI AUX 854	0	0	0	0	28	28	WI	28	1.0000	530035	WISCONSIN
38600	EDEN SECT WI MNTNC 863	0	0	0	1,012	0	1,012	WI	1,028	1.0158	530036	WISCONSIN
38610	STEVENS POINT COMP 854	30	0	0	0	0	30	WI	31	1.0333	530140	WISCONSIN

ANR PIPELINE COMPANY
 USE OF GAS DETAIL - NON STORAGE
 VOLUMES IN MSCF AT 14.73 PSIA
 VAS - VOLUME ALLOCATION SYSTEM

OCTOBER, 2014

PSID	LOCATION	FUEL 854	OTHER 854	PL O 856	PL M 863	DEHY 859	MCF TOTAL	AREA	DTH TOTAL	BTU FACTOR	CMS #	STATE
38640	BONDUEL SECT WI AUX 854	0	0	0	0	71	71	WI	72	1.0141	530011	WISCONSIN
	TOTAL NON-STORAGE	905,022	12,532	906	28,751	99	947,310		977,985	1.0324		

ANR PIPELINE COMPANY
 USE OF GAS DETAIL - STORAGE
 VOLUMES IN MSCF AT 14.73 PSIA
 VAS - VOLUME ALLOCATION SYSTEM

NOVEMBER, 2014

PSID	LOCATION	FUEL 819	STATION OTHER 818	OPERA PL 817	MAINT PL T 833	GAS DEHY 821	WELLS 816	EXTRACT 824	FARMS 826	SWR 832	CNG 841	MCF VOLUME TOTAL	AREA	DTH VOLUME TOTAL	BTU FACTOR	CMS #
42200	W G WOOLFOLK 2720-819336	9,446	0	0	0	0	0	0	0	0	0	9,446	MI	9,801	1.0376	549576
42200	WOOLFOLK MASTER FUEL	0	1,160	0	0	0	0	0	0	0	0	1,160	MI	1,213	1.0457	540099
42210	LOREED 2721-819336	913	4	0	0	0	0	0	0	0	0	917	ST	942	1.0273	540021
42260	LINCOLN 2726-819336	14,206	1,236	0	0	0	0	0	0	0	0	15,442	MI	16,117	1.0437	549592
42310	SOUTH CHESTER 2731-819336	11,241	0	0	0	0	0	0	0	0	0	11,241	ST	11,435	1.0173	540051
42600	AUSTIN MI SF WELLS 816	0	0	0	0	0	4,754	0	0	0	0	4,754	ST	4,972	1.0459	530004
42600	AUSTIN MI SF FARMS 826	0	0	0	0	0	0	0	87	0	0	87	ST	91	1.0460	530006
42722	WINFIELD 2722-819336	1,717	115	0	0	0	0	0	0	0	0	1,832	ST	1,908	1.0415	549570
42723	GOODWELL 2723-819336	0	121	0	0	0	0	0	0	0	0	121	ST	125	1.0331	549650
42729	MUTTONVILLE 2729-819336	2,714	1,433	0	0	0	0	0	0	0	0	4,147	ST	4,230	1.0200	549588
42732	CHARLTON 2732-819336	71	1,706	0	0	0	0	0	0	0	0	1,777	ST	1,808	1.0174	549622
42761	WINFIELD MI SF DEHY 821	0	0	0	0	2	0	0	0	0	0	2	ST	2	1.0000	530147
42761	WINFIELD MI SF WELLS 816	0	0	0	0	0	1,416	0	0	0	0	1,416	ST	1,483	1.0473	530148
42761	WINFIELD MI SF FARMS 826	0	0	0	0	0	0	0	69	0	0	69	ST	72	1.0435	530149
42763	GOODWELL MI SF FARMS 826	0	0	0	0	0	0	0	408	0	0	408	ST	422	1.0343	530185
42763	GOODWELL MI SF WELLS 816	0	0	0	0	0	3,092	0	0	0	0	3,092	ST	3,203	1.0359	530187
42767	CHESTER MI 42767 AUX 818	0	71	0	0	0	0	0	0	0	0	71	ST	72	1.0141	530222
42767	CHESTER, MI SF WELLS 846	0	0	0	0	0	2,660	0	0	0	0	2,660	ST	2,718	1.0218	530188
42768	CHARLTON MI SF WELLS 816	0	0	0	0	0	3,299	0	0	0	0	3,299	ST	3,358	1.0179	530023
42774	LINCOLN MI SF WELLS 816	0	0	0	0	0	4,453	0	0	0	0	4,453	MI	4,640	1.0420	530081
42774	LINCOLN MI SF FARMS 826	0	0	0	0	0	0	0	47	0	0	47	MI	48	1.0213	530082
42778	FREEMAN MI SF WELLS 816	0	0	0	0	0	2,093	0	0	0	0	2,093	ST	2,122	1.0139	530046
42778	FREEMAN MI SF FARMS 826	0	0	0	0	0	0	0	501	0	0	501	ST	508	1.0140	530047
42783	MUTTONVILLE MI SF WELLS 816	0	0	0	0	0	1,397	0	0	0	0	1,397	ST	1,447	1.0358	530105
42783	MUTTONVILLE MI SF DEHY 821	0	0	0	0	862	0	0	0	0	0	862	ST	893	1.0360	530104
42786	LOREED MI SF WELLS 816	0	0	0	0	0	14,306	0	0	0	0	14,306	ST	14,964	1.0460	530091
42786	LOREED MI SF FARMS 826	0	0	0	0	0	0	0	302	0	0	302	ST	315	1.0430	530092
42787	REED CITY MI SF DEHY 821	0	0	0	0	13	0	0	0	0	0	13	ST	13	1.0000	530125
42787	REED CITY MI SF WELLS 816	0	0	0	0	0	3,404	0	0	0	0	3,404	ST	3,546	1.0417	530126
42787	REED CITY, MI SF FARMS 826	0	0	0	0	0	0	0	639	0	0	639	ST	665	1.0407	530127
42867	CHESTER MI SF WELLS 816	0	0	0	0	0	0	0	0	0	0	0	ST	0	1.0000	530198
42874	LINCOLN MI SF WELL WELL 832	0	0	0	0	0	0	0	0	40	0	40	MI	41	1.0250	530083
42883	MUTTONVILLE MI SF WELLS 816	0	0	0	0	0	0	0	0	3	0	3	ST	3	1.0000	530106
42900	COLD SPRINGS 1 WELLS 816	0	0	0	0	0	1,286	0	0	0	0	1,286	ST	1,323	1.0288	530204
TOTAL STORAGE		40,308	5,846	0	0	877	42,160	0	2,053	43	0	91,287		94,500	1.0352	

ANR PIPELINE COMPANY
 USE OF GAS DETAIL - NON STORAGE
 VOLUMES IN MSCF AT 14.73 PSIA
 VAS - VOLUME ALLOCATION SYSTEM

NOVEMBER, 2014

PSID	LOCATION	FUEL 854	OTHER 854	PL O 856	PL M 863	DEHY 859	MCF TOTAL	AREA	DTH TOTAL	BTU FACTOR	CMS #	STATE
28210	PATTERSON 2321-854336	34,855	56	0	0	0	34,911	EG	35,280	1.0106	549006	LOUISIANA
28230	EUNICE 2323-854336	0	1,078	0	0	0	1,078	EG	1,131	1.0492	549018	LOUISIANA
28300	JENA 2330-854336	0	2	0	0	0	2	EM	2	1.0000	549030	LOUISIANA
28400	DELHI 2340-854336	0	40	0	0	0	40	EM	40	1.0000	549046	LOUISIANA
29230	GREENVILLE MASTER FUEL BLDG A B	18,824	416	0	3,603	0	22,843	EM	23,246	1.0176	540074	MISSISSIPPI
29260	SARDIS MASTER FUEL BLDG A B	0	2,172	0	0	0	2,172	EM	2,206	1.0157	540071	MISSISSIPPI
29290	BROWNSVILLE MASTER FUEL BLDG C	14,548	1,344	0	3,086	0	18,978	EM	19,326	1.0183	540064	TENNESSEE
29320	COTTAGE GROVE MASTER FUEL BLDG	38,907	113	0	0	0	39,020	EM	39,538	1.0133	540066	TENNESSEE
29350	MADISONVILLE 3135-854336	13,881	1,264	0	0	0	15,145	EM	15,339	1.0128	549134	KENTUCKY
29410	CELESTINE IN COMP AUX 854	0	2,930	0	0	0	2,930	EM	2,973	1.0147	530019	INDIANA
29440	SHELBYVILLE 3144-854336	63,892	1,964	0	0	0	65,856	EM	66,854	1.0152	549170	INDIANA
29460	SULPHUR SPRINGS 3145-854336	12,637	63	0	0	0	12,700	EM	13,188	1.0384	549190	INDIANA
29470	PORTLAND 3147-854336	68,211	1,942	0	0	0	70,153	EM	71,217	1.0152	549194	INDIANA
32400	E G HILL 2620-854336	59,881	470	0	0	0	60,351	WG	62,658	1.0382	540011	TEXAS
32400	EG HILL ENGINE 4	3,006	0	0	0	0	3,006	WG	2,965	0.9864	540098	TEXAS
32550	WEATHERFORD 2538-755336	13,607	108	0	0	0	13,715	WG	14,182	1.0341	540063	OKLAHOMA
32560	TRANSOK 2539-755336	2,673	20	0	0	0	2,693	WG	2,832	1.0516	540061	OKLAHOMA
32600	MOORELAND 2530-755336	37,761	402	0	0	0	38,163	WG	39,550	1.0363	549270	OKLAHOMA
32700	MEADE 2622-854336	48,644	118	0	0	0	48,762	WG	50,723	1.0402	549278	KANSAS
33300	GREENSBURG 2626-854336	54,168	0	0	0	0	54,168	WG	56,069	1.0351	549296	KANSAS
33310	BUTTERMILK 2627-854336	31,186	0	0	0	0	31,186	WG	32,255	1.0343	549274	KANSAS
33350	STATION ALDEN 3425-854336	51,458	0	0	0	0	51,458	WM	53,374	1.0372	549314	KANSAS
33400	ENTERPRISE 3430-854336	49,447	0	0	0	0	49,447	WM	51,239	1.0362	549334	KANSAS
33450	HAVENSVILLE 3435-854336	40,795	1,166	0	0	0	41,961	WM	43,541	1.0377	549358	KANSAS
33500	MAITLAND 3440-854336	74,548	0	0	0	0	74,548	WM	77,989	1.0462	549364	MISSOURI
33550	LINEVILLE 3445-854336	57,108	1,225	0	0	0	58,333	WM	60,342	1.0344	549382	IOWA
33600	BIRMINGHAM 3450-854336	59,785	972	0	0	0	60,757	WM	62,818	1.0339	549402	IOWA
36200	NEW WINDSOR 3620-854336	52,571	1,189	0	0	0	53,760	WM	55,563	1.0335	549420	ILLINOIS
36210	SANDWICH 3621-854336	3,433	167	0	0	0	3,600	WM	3,716	1.0322	549438	ILLINOIS
36220	ST JOHN 3622-854336	421	0	0	0	0	421	MI	438	1.0404	549512	INDIANA
36230	BRIDGMAN 3623-854336	3,377	2,287	0	0	0	5,664	MI	5,919	1.0450	549526	MICHIGAN
36240	HAMILTON 3624-854336	28,331	2,050	0	0	0	30,381	MI	31,673	1.0425	549550	MICHIGAN
36250	JOLIET 3626-854336	9,618	93	0	0	0	9,711	MI	10,176	1.0479	549508	ILLINOIS
36300	LAGRANGE IN COMP AUX 854	0	1,802	0	0	0	1,802	MI	1,876	1.0411	530076	INDIANA
36310	DEFIANCE 3631-854336	69,444	1,465	0	0	0	70,909	EM	73,687	1.0392	549212	OHIO
36700	LAGRANGE 3630-854336	5,496	0	0	0	0	5,496	MI	5,705	1.0380	549544	INDIANA
38200	WOODSTOCK 3820-854336	66,709	3,758	471	0	0	70,938	WI	73,728	1.0393	549448	ILLINOIS
38203	GOODMAN MASTER FUEL	15,096	4	0	0	0	15,100	WI	15,513	1.0274	540102	WISCONSIN
38203	GOODMAN DOMESTIC	0	266	0	0	0	266	WI	277	1.0414	540103	WISCONSIN
38220	KEWASKUM 3822-854336	26,198	102	0	0	0	26,300	WI	27,120	1.0312	549496	WISCONSIN
38230	JANESVILLE 3823-854336	2,065	0	0	0	0	2,065	WI	2,138	1.0354	549472	WISCONSIN
38240	MARSHFIELD 3824-854336	1,065	1,329	0	0	0	2,394	WI	2,449	1.0230	549476	WISCONSIN
38260	WEYAUWEGA 3826-854336	203	403	0	0	0	606	WI	619	1.0215	549488	WISCONSIN
38270	MOUNTAIN 3827-854336	23,936	948	0	0	0	24,884	WI	25,323	1.0176	549492	WISCONSIN
38610	STEVENS POINT COMP 854	18,416	0	0	0	0	18,416	WI	18,967	1.0299	530140	WISCONSIN
38640	BONDUEL SECT WI AUX 854	0	0	0	0	112	112	WI	114	1.0179	530011	WISCONSIN
TOTAL NON-STORAGE		1,176,201	33,728	471	6,689	112	1,217,201		1,255,878	1.0318		

ANR PIPELINE COMPANY
 USE OF GAS DETAIL - STORAGE
 VOLUMES IN MSCF AT 14.73 PSIA
 VAS - VOLUME ALLOCATION SYSTEM

DECEMBER, 2014

PSID	LOCATION	FUEL 819	STATION OTHER 818	OPERA PL 817	MAINT PL T 833	GAS DEHY 821	WELLS 816	EXTRACT 824	FARMS 826	SWR 832	CNG 841	MCF VOLUME TOTAL	AREA	DTH VOLUME TOTAL	BTU FACTOR	CMS #
42200	W G WOOLFOLK 2720-819336	47,814	0	0	0	0	0	0	0	0	0	47,814	MI	50,059	1.0470	549576
42210	LOREED 2721-819336	440	23	0	0	0	0	0	0	0	0	463	ST	476	1.0281	540021
42260	LINCOLN 2726-819336	11,739	883	0	0	0	0	0	0	0	0	12,622	MI	13,203	1.0460	549592
42310	SOUTH CHESTER 2731-819336	7,900	0	0	0	0	0	0	0	0	0	7,900	ST	8,048	1.0187	540051
42600	AUSTIN MI SF WELLS 816	0	0	0	0	0	4,592	0	0	0	0	4,592	ST	4,821	1.0499	530004
42600	AUSTIN MI SF FARMS 826	0	0	0	0	0	0	0	171	0	0	171	ST	179	1.0468	530006
42722	WINFIELD 2722-819336	3,680	342	0	0	0	0	0	0	0	0	4,022	ST	4,218	1.0487	549570
42723	GOODWELL 2723-819336	0	257	0	0	0	0	0	0	0	0	257	ST	268	1.0428	549650
42729	MUTTONVILLE 2729-819336	3,318	1,132	0	0	0	0	0	0	0	0	4,450	ST	4,543	1.0209	549588
42732	CHARLTON 2732-819336	898	1,668	0	0	0	0	0	0	0	0	2,566	ST	2,610	1.0171	549622
42761	WINFIELD MI SF DEHY 821	0	0	0	0	14	0	0	0	0	0	14	ST	14	1.0000	530147
42761	WINFIELD MI SF WELLS 816	0	0	0	0	0	1,275	0	0	0	0	1,275	ST	1,340	1.0510	530148
42761	WINFIELD MI SF FARMS 826	0	0	0	0	0	0	0	160	0	0	160	ST	168	1.0500	530149
42763	GOODWELL MI SF FARMS 826	0	0	0	0	0	0	0	825	0	0	825	ST	862	1.0448	530185
42763	GOODWELL MI SF WELLS 816	0	0	0	0	0	2,796	0	0	0	0	2,796	ST	2,921	1.0447	530187
42767	CHESTER MI 42767 AUX 818	0	67	0	0	0	0	0	0	0	0	67	ST	68	1.0149	530222
42767	CHESTER, MI SF WELLS 846	0	0	0	0	0	3,791	0	0	0	0	3,791	ST	3,863	1.0190	530188
42768	CHARLTON MI SF WELLS 816	0	0	0	0	0	3,230	0	0	0	0	3,230	ST	3,284	1.0167	530023
42774	LINCOLN MI SF DEHY 821	0	0	0	0	5	0	0	0	0	0	5	MI	5	1.0000	530080
42774	LINCOLN MI SF WELLS 816	0	0	0	0	0	4,536	0	0	0	0	4,536	MI	4,771	1.0518	530081
42774	LINCOLN MI SF FARMS 826	0	0	0	0	0	0	0	65	0	0	65	MI	68	1.0462	530082
42778	FREEMAN MI SF WELLS 816	0	0	0	0	0	2,067	0	0	0	0	2,067	ST	2,095	1.0135	530046
42778	FREEMAN MI SF FARMS 826	0	0	0	0	0	0	0	344	0	0	344	ST	348	1.0116	530047
42783	MUTTONVILLE MI SF DEHY 821	0	0	0	0	1,453	0	0	0	0	0	1,453	ST	1,521	1.0468	530104
42783	MUTTONVILLE MI SF WELLS 816	0	0	0	0	0	1,434	0	0	0	0	1,434	ST	1,501	1.0467	530105
42786	LOREED MI SF FARMS 826	0	0	0	0	0	0	0	333	0	0	333	ST	347	1.0420	530092
42786	LOREED MI SF WELLS 816	0	0	0	0	0	13,416	0	0	0	0	13,416	ST	14,019	1.0449	530091
42787	REED CITY MI SF DEHY 821	0	0	0	0	38	0	0	0	0	0	38	ST	39	1.0263	530125
42787	REED CITY MI SF WELLS 816	0	0	0	0	0	3,417	0	0	0	0	3,417	ST	3,594	1.0518	530126
42787	REED CITY, MI SF FARMS 826	0	0	0	0	0	0	0	990	0	0	990	ST	1,041	1.0515	530127
42874	LINCOLN MI SF WELL WELL 832	0	0	0	0	0	0	0	0	7,622	0	7,622	MI	8,018	1.0520	530083
42900	COLD SPRINGS 1 WELLS 816	0	0	0	0	0	1,717	0	0	0	0	1,717	ST	1,759	1.0245	530204
TOTAL STORAGE		75,789	4,372	0	0	1,510	42,271	0	2,888	7,622	0	134,462		140,071	1.0418	

ANR PIPELINE COMPANY
 USE OF GAS DETAIL - NON STORAGE
 VOLUMES IN MSCF AT 14.73 PSIA
 VAS - VOLUME ALLOCATION SYSTEM

DECEMBER, 2014

PSID	LOCATION	FUEL 854	OTHER 854	PL O 856	PL M 863	DEHY 859	MCF TOTAL	AREA	DTH TOTAL	BTU FACTOR	CMS #	STATE
28210	PATTERSON 2321-854336	37,282	0	0	0	0	37,282	EG	37,760	1.0128	549006	LOUISIANA
28230	EUNICE 2323-854336	0	1,708	0	0	0	1,708	EG	1,793	1.0498	549018	LOUISIANA
28300	JENA 2330-854336	0	1,294	0	0	0	1,294	EM	1,308	1.0108	549030	LOUISIANA
28400	DELHI 2340-854336	1,133	0	0	0	0	1,133	EM	1,158	1.0221	549046	LOUISIANA
29230	GREENVILLE MASTER FUEL BLDG A B	6,988	979	0	0	0	7,967	EM	8,085	1.0148	540074	MISSISSIPPI
29260	SARDIS MASTER FUEL BLDG A B	6,946	1,337	0	0	0	8,283	EM	8,375	1.0111	540071	MISSISSIPPI
29290	BROWNSVILLE MASTER FUEL BLDG C	13,273	0	0	0	0	13,273	EM	13,502	1.0173	540064	TENNESSEE
29320	COTTAGE GROVE MASTER FUEL BLDG	49,057	598	0	0	0	49,655	EM	50,175	1.0105	540066	TENNESSEE
29350	MADISONVILLE 3135-854336	10,522	216	0	0	0	10,738	EM	10,856	1.0110	549134	KENTUCKY
29410	CELESTINE IN COMP AUX 854	0	1,365	0	0	0	1,365	EM	1,384	1.0139	530019	INDIANA
29440	SHELBYVILLE 3144-854336	68,838	2,560	0	0	0	71,398	EM	72,227	1.0116	549170	INDIANA
29460	SULPHUR SPRINGS 3145-854336	12,078	125	0	0	0	12,203	EM	12,683	1.0393	549190	INDIANA
29470	PORTLAND 3147-854336	63,275	1,829	0	0	0	65,104	EM	65,881	1.0119	549194	INDIANA
32400	E G HILL 2620-854336	65,889	0	0	0	0	65,889	WG	68,432	1.0386	540011	TEXAS
32400	EG HILL ENGINE 4	3,846	0	0	0	0	3,846	WG	3,755	0.9763	540098	TEXAS
32550	WEATHERFORD 2538-755336	14,451	86	0	0	0	14,537	WG	15,104	1.0390	540063	OKLAHOMA
32560	TRANSOK 2539-755336	3,031	0	0	0	0	3,031	WG	3,191	1.0528	540061	OKLAHOMA
32600	MOORELAND 2530-755336	37,274	0	0	0	0	37,274	WG	38,784	1.0405	549270	OKLAHOMA
32700	MEADE 2622-854336	47,813	0	0	0	0	47,813	WG	49,562	1.0366	549278	KANSAS
33300	GREENSBURG 2626-854336	44,705	0	0	0	0	44,705	WG	45,952	1.0279	549296	KANSAS
33310	BUTTERMILK 2627-854336	31,567	0	0	0	0	31,567	WG	32,619	1.0333	549274	KANSAS
33350	STATION ALDEN 3425-854336	51,234	0	0	0	0	51,234	WM	53,244	1.0392	549314	KANSAS
33400	ENTERPRISE 3430-854336	52,092	0	0	0	0	52,092	WM	54,068	1.0379	549334	KANSAS
33450	HAVENSVILLE 3435-854336	49,182	0	0	0	0	49,182	WM	51,120	1.0394	549358	KANSAS
33500	MAITLAND 3440-854336	75,703	0	0	0	0	75,703	WM	78,951	1.0429	549364	MISSOURI
33550	LINEVILLE 3445-854336	55,111	1,011	0	0	0	56,122	WM	58,164	1.0364	549382	IOWA
33600	BIRMINGHAM 3450-854336	63,648	1,032	0	0	0	64,680	WM	66,991	1.0357	549402	IOWA
36200	NEW WINDSOR 3620-854336	50,607	952	0	0	0	51,559	WM	53,399	1.0357	549420	ILLINOIS
36210	SANDWICH 3621-854336	7,731	156	0	0	0	7,887	WM	8,169	1.0358	549438	ILLINOIS
36220	ST JOHN 3622-854336	13,227	0	0	0	0	13,227	MI	13,899	1.0508	549512	INDIANA
36230	BRIDGMAN 3623-854336	33,389	2,592	0	0	0	35,981	MI	37,948	1.0547	549526	MICHIGAN
36240	HAMILTON 3624-854336	27,317	2,197	0	0	0	29,514	MI	30,687	1.0397	549550	MICHIGAN
36250	JOLIET 3626-854336	6,730	57	0	0	0	6,787	MI	7,135	1.0513	549508	ILLINOIS
36300	LAGRANGE IN COMP AUX 854	0	2,177	0	0	0	2,177	MI	2,276	1.0455	530076	INDIANA
36310	DEFIANCE 3631-854336	115,180	1,856	0	0	0	117,036	EM	121,803	1.0407	549212	OHIO
36700	LAGRANGE 3630-854336	12,006	0	0	0	0	12,006	MI	12,524	1.0431	549544	INDIANA
38200	WOODSTOCK 3820-854336	60,675	3,877	203	0	0	64,755	WI	66,903	1.0332	549448	ILLINOIS
38203	GOODMAN MASTER FUEL	9,323	14	0	0	0	9,337	WI	9,632	1.0316	540102	WISCONSIN
38203	GOODMAN DOMESTIC	0	292	0	0	0	292	WI	298	1.0205	540103	WISCONSIN
38220	KEWASKUM 3822-854336	22,533	353	0	0	0	22,886	WI	23,678	1.0346	549496	WISCONSIN
38230	JANESVILLE 3823-854336	73	0	0	0	0	73	WI	75	1.0274	549472	WISCONSIN
38240	MARSHFIELD 3824-854336	1,906	1,403	0	0	0	3,309	WI	3,402	1.0281	549476	WISCONSIN
38260	WEYAUWEGA 3826-854336	5,559	0	0	0	0	5,559	WI	5,720	1.0290	549488	WISCONSIN
38270	MOUNTAIN 3827-854336	22,559	1,280	0	0	0	23,839	WI	24,259	1.0176	549492	WISCONSIN
38610	STEVENS POINT COMP 854	159	0	0	0	0	159	WI	164	1.0314	530140	WISCONSIN
TOTAL NON-STORAGE		1,253,912	31,346	203	0	0	1,285,461		1,327,095	1.0324		

June 2013 Report
ANR PIPELINE COMPANY
USE OF GAS DETAIL - WORK ORDERS
VOLUMES IN MSCF AT 14.73 PSIA
Amended 12-20-13

off cug		ANR Mainline					NEW			
Work Order #	ANR WORK ORDER AREA	MCF	BTU FACTOR	DTHM'S	Cash out rate	\$	FERC #	PSID	PSID	COMMENTS
2229232	580004 Denbury/Delhi Blowdown 2	67,558	1.0280	69,450	\$3.700	\$256,965.00				Subsequent Blowdowns

							NEW			
Work Order #	ANR STORAGE COMPANY	MCF	Btu	DTHM'S	Cash out rate		FERC #	psid	PSID	COMMENTS

Work Order Total	67,558	69,450	\$256,965.00
-------------------------	---------------	---------------	---------------------

AUGUST 2013 REPORT
ANR PIPELINE COMPANY
USE OF GAS DETAIL - WORK ORDERS
VOLUMES IN MSCF AT 14.73 PSIA
Amended 01/14/2014

off cug						ANR Mainline	NEW			
Work Order #	ANR WORK ORDER AREA	MCF	BTU FACTOR	DTHM'S	Cash out rate	\$	FERC #	PSID	PSID	COMMENTS
2229232	580004 Denbury/Delhi Incident Blowdown 2	1,003	1.0279	1,031	\$3.342	\$3,445.60				

						NEW				
Work Order #	ANR STORAGE COMPANY	MCF	Btu	DTHM'S	Cash out rate		FERC #	psid	PSID	COMMENTS

Work Order Total
1,003
1,031
\$3,445.60

1-Oct-2013

**ANR PIPELINE COMPANY
USE OF GAS DETAIL - WORK ORDERS
VOLUMES IN MSCF AT 14.73 PSIA**

AMENDED 05/05/14

Work Order #	ANR WORK ORDER AREA	MCF	BTU FACTOR	DTHM'S	ANR		FERC #	PSID	PSID	COMMENTS
					off cug	Mainline				
6333207	580004 Denbury/Delhi Incident Blowdown 2	1245	1.0281	1,280	\$3.556	\$4,551.68				Periodic Depressurizing Blowdowns - 9/3,6,9,13,16,18,20,23,25,27,30
2213324, 2226094, 2218504	Goodwell	570	1.0281	586	\$3.556	\$2,083.82	833			Data loaded to GULL on 12/09/2013, comments read "Goodwell Project Digs 2213324, 2226094, 2218504"

Work Order #	ANR STORAGE COMPANY	MCF	Btu	DTHM'S	Cash out rate	FERC #	NEW		COMMENTS
							psid	PSID	

Work Order Total **1815** **1,866** **\$6,635.50**

May-14
ANR PIPELINE COMPANY
USE OF GAS DETAIL - WORK ORDERS
VOLUMES IN MSCF AT 14.73 PSIA
 Amended 08-06-14

Work Order #	off cug ANR WORK ORDER AREA	MCF	BTU FACTOR	DTHM'S	ANR Mainline		FERC #	PSID	NEW PSID	COMMENTS
					Cash out rate	\$				
2229232	Delhi	3,406	1.0279	3,501	\$4.393	\$15,378.84				Denbury return to service blowdowns & venting
		3,406		3,501						

Work Order #	ANR STORAGE COMPANY	MCF	Btu	DTHM'S	Cash out rate		FERC #	psid	NEW PSID	COMMENTS

Work Order Total **3,406** **3,501** **\$15,378.84**

September-14
ANR PIPELINE COMPANY
USE OF GAS DETAIL - WORK ORDERS
VOLUMES IN MSCF AT 14.73 PSIA
Amended 01-07-15

Work Order #	ANR WORK ORDER AREA	MCF	BTU FACTOR	DTHM'S	ANR		FERC #	PSID	PSID	COMMENTS
					off cug	Mainline				
40143406	Shelbyville	14,296	1.0411	14,884	Cash out rate	\$				
E.002042	Benton Harbor Gas Leak	99,800	1.0447	104,261	\$3.792	\$56,443.10				
		114,096		119,145		\$395,378.56				

Work Order #	ANR STORAGE COMPANY	MCF	Btu	DTHM'S	Cash out rate		FERC #	psid	PSID	COMMENTS

Work Order Total **114,096** **119,145** **\$451,821.67**

November-14
ANR PIPELINE COMPANY
USE OF GAS DETAIL - WORK ORDERS
VOLUMES IN MSCF AT 14.73 PSIA
Amended 01/07/15

Work Order #	ANR WORK ORDER AREA	MCF	BTU FACTOR	DTHM'S	ANR Mainline		NEW			COMMENTS
					Cash out rate	\$	FERC #	PSID	PSID	
40204127	Shelbyville Capital Project	227	1.0264	233						

Work Order #	ANR STORAGE COMPANY	MCF	Btu	DTHM'S	Cash out rate	\$	FERC #	NEW		COMMENTS
								psid	PSID	

Work Order Total **227** **233** **\$0.00**

TAB 2

**ANR PIPELINE COMPANY
FUEL MATRIX
COMPANY USE OF GAS
FOR THE YEAR ENDED DECEMBER 31, 2014**

		<u>JANUARY</u>	<u>FEBRUARY</u>	<u>MARCH</u>	<u>APRIL</u>	<u>MAY</u>	<u>JUNE</u>	<u>JULY</u>	<u>AUGUST</u>	<u>SEPTEMBER</u>	<u>OCTOBER</u>	<u>NOVEMBER</u>	<u>DECEMBER</u>	<u>Total 2014</u>
<u>GAS USED FOR COMPRESSOR ENGINE FUEL</u>														
STORAGE	819	263,703	173,513	133,243	98,320	133,186	145,702	135,969	113,917	103,889	61,321	40,308	75,789	1,478,860
TRANSMISSION	854	1,751,940	1,594,774	1,804,434	1,344,475	1,246,343	1,270,712	1,177,932	925,884	873,479	917,554	1,209,929	1,285,258	15,402,714
TOTAL GAS USED FOR COMPRESSOR FUEL		<u>2,015,643</u>	<u>1,768,287</u>	<u>1,937,677</u>	<u>1,442,795</u>	<u>1,379,529</u>	<u>1,416,414</u>	<u>1,313,901</u>	<u>1,039,801</u>	<u>977,368</u>	<u>978,875</u>	<u>1,250,237</u>	<u>1,361,047</u>	<u>16,881,574</u>
<u>OTHER COMPANY USE OF GAS</u>														
<u>OTHER UNDERGROUND STORAGE</u>														
WELLS OPER	816	73,538	28,601	25,540	27,318	29,903	31,634	34,252	37,053	41,371	43,001	42,160	42,271	456,642
STOR LINE OPER	817	0	0	0	0	0	0	0	0	0	0	0	0	0
OTHER COMP OPER	818	15,476	4,650	5,276	3,746	1,947	1,549	1,478	951	2,818	1,878	5,846	4,372	49,987
DEHYDRATION	821	4,659	3,451	2,121	588	13	2	9	1	1	181	877	1,510	13,413
EXTRACT PLANT	824	0	0	0	0	0	0	0	0	0	0	0	0	0
RENTS	826	7,406	2,159	4,591	2,406	1,296	312	332	340	667	940	2,053	2,888	25,390
WELL REHAB	832	4,623	0	249	0	0	1,239	5,289	614	5,651	65	43	7,622	25,395
MAINTENANCE	833	22	25	0	150	8	21	829	729	21	0	0	0	1,805
SUBTOTAL		<u>105,724</u>	<u>38,886</u>	<u>37,777</u>	<u>34,208</u>	<u>33,167</u>	<u>34,757</u>	<u>42,189</u>	<u>39,688</u>	<u>50,529</u>	<u>46,065</u>	<u>50,979</u>	<u>58,663</u>	<u>572,632</u>
<u>OTHER TRANSMISSION</u>														
MAINS OPER	856	58,420	22,557	18,645	66,034	613	1,512	2,726	8	20	906	471	203	172,115
OTHER EXPENSES	859	279	328	251	174	32	21	13	9	33	99	112	0	1,351
MAINTENANCE	863	(81,705)	44	0	135	12,408	12,408	16,684	6,258	8,726	28,751	6,689	0	10,398
SUBTOTAL		<u>(23,006)</u>	<u>22,929</u>	<u>18,896</u>	<u>66,343</u>	<u>13,053</u>	<u>13,941</u>	<u>19,423</u>	<u>6,275</u>	<u>8,779</u>	<u>29,756</u>	<u>7,272</u>	<u>203</u>	<u>183,864</u>
TOTAL OTHER COMPANY USE OF GAS		<u>82,718</u>	<u>61,815</u>	<u>56,673</u>	<u>100,551</u>	<u>46,220</u>	<u>48,698</u>	<u>61,612</u>	<u>45,963</u>	<u>59,308</u>	<u>75,821</u>	<u>58,251</u>	<u>58,866</u>	<u>756,496</u>
TOTAL PER CUG-1 REPORTS O&M		<u>2,098,361</u>	<u>1,830,102</u>	<u>1,994,350</u>	<u>1,543,346</u>	<u>1,425,749</u>	<u>1,465,112</u>	<u>1,375,513</u>	<u>1,085,764</u>	<u>1,036,676</u>	<u>1,054,696</u>	<u>1,308,488</u>	<u>1,419,913</u>	<u>17,638,070</u>
WORK ORDERS		570	0	0	0	86,529	6,991	0	0	101,421	14,479	227	0	210,217
TOTAL COMPANY USE OF GAS		<u>2,098,931</u>	<u>1,830,102</u>	<u>1,994,350</u>	<u>1,543,346</u>	<u>1,512,278</u>	<u>1,472,103</u>	<u>1,375,513</u>	<u>1,085,764</u>	<u>1,138,097</u>	<u>1,069,175</u>	<u>1,308,715</u>	<u>1,419,913</u>	<u>17,848,287</u>

* Measurement adjustments to Fuel volumes relating to activity in the Prior Year are included in with January 2014 volumes.

Mcfs	2,098,361	1,830,102	1,994,350	1,543,346	1,425,749	1,465,112	1,375,513	1,085,764	1,036,676	1,054,696	1,308,488	1,419,913	17,638,070
Dths	2,149,129	1,872,882	2,043,092	1,583,141	1,465,583	1,506,632	1,417,841	1,122,599	1,071,499	1,089,293	1,350,378	1,467,166	18,139,235
Btu	1.0242	1.0234	1.0244	1.0258	1.0279	1.0283	1.0308	1.0339	1.0336	1.0328	1.0320	1.0333	1.0284

**ANR PIPELINE COMPANY
SUMMARY OF 2014 TRANSPORTER'S USE
FOR THE YEAR ENDED DECEMBER 31, 2014**

Line No.	Description	2014 Mcf
I. Total Gas Used For Compressor Fuel		
1	Total Gas Used For Compressor Engine Fuel at Transmission Compressor Stations	15,402,714
2	Total Gas Used For Compressor Engine Fuel at Storage Compressor Stations	1,478,860
3	Total Gas Used For Compressor Engine Fuel at Compressor Stations	<u>16,881,574</u>
II. Company Use of Gas in Transporter's Use Matrix		
4	A. Total Gas Used for Compressor Engine Fuel from Part 1 Above	16,881,574
B. Other Company Use of Gas (From CUG-1 Report)		
5	Gas Used in Field Operations	Account No. <u>753</u> 0
6	Gas Used in Other Compressor Operations	755 0
7		818 <u>49,987</u>
8	Sub-Total (Lines 6 - 7)	49,987
9	Gas Used in Other Dehydration Operations	859 1,351
10		821 <u>13,413</u>
11	Sub-Total (lines 9 - 10)	14,764
12	Gas Used in Maintenance of Mains	764 0
13		833 1,805
14		863 <u>10,398</u>
15	Sub-Total (lines 12 - 14)	12,203
16	Gas Used For Maintenance Operations	856 172,115
17	Gas Used For Wells Operations	816 456,642
18	Gas Used For Storage Line Operations	817 0
19	Gas Used in Extraction Plant Operations	824 0
20	Gas Used For Rent	826 25,390
21	Gas Used For Well Rehab	832 <u>25,395</u>
22	Total Other Company Use Of Gas (Lines 5, 8, 11, 15, and 16-21)	756,496
23	Work Orders	210,217
24	Other Adjustments	<u>0</u>
25	Total Company Use of Gas (Lines 4, 22, 23, and 24)	17,848,287
26	Mcf to Dth Conversion (Mcf * 1.028)	18,355,338
27	Total A/C 858 and Storage Fuel Paid to Others	4,067,955
28	Total Lost and Unaccounted For Gas	<u>3,106,089</u>
29	Total Transporter's Use	<u><u>25,529,382</u></u>

**ANR PIPELINE COMPANY
FUEL RETAINED BY RATE ROUTE
SEGMENT CODES**

<u>SEGMENT PER SYSTEM REPORT</u>	=	<u>SEGMENT PER SYSTEM REPORT</u>
ME2	=	ML2
ME3	=	ML3
MI7	=	ML7
WI7	=	ML7
MW6	=	ML6
MW5	=	ML5
HI	=	SE
SE 1	=	SE
SE 2	=	SE
SE 3	=	SE
SE 4	=	SE
SW 1	=	SW
SW 2	=	SW
SW3	=	SW
SW4	=	SW
ML0	=	ML7

ANR PIPELINE COMPANY
 Transporter's Actual Fuel Usage
 Volume Reported in MCF
 2014

	SOUTHEAST AREA	SOUTHWEST AREA	MAINLINE TRANSMISSION			ANR P/L STORAGE AREA	TOTAL
			SE LEG	SW LEG	NORTHERN		
January	44681	265865	570129	480997	736689	0	2098361
February	50216	243234	601703	465718	469231	0	1830102
March	53208	273487	685323	514595	467737	0	1994350
April	42307	210410	391811	391718	455197	51903	1543346
May	39143	190983	368959	374594	366612	85458	1425749
June	38410	187205	353864	399686	386708	99239	1465112
July	39013	197191	274490	407161	347216	110442	1375513
August	42232	177337	150140	299890	320555	95610	1085764
September	37724	184795	159762	279256	278075	97064	1036676
October	37247	192196	223009	289312	240574	72358	1054696
November	35989	252044	320748	393864	305843	0	1308488
December	38990	248662	359449	408459	364353	0	1419913
Total	499160	2623409	4459387	4705250	4738790	612074	17638070
April - December	351055	1840823	2602232	3243940	3065133	612074	11715257

TAB 3

JUNE 2013

June 2013 Report
 ANR PIPELINE COMPANY
 USE OF GAS DETAIL - NON STORAGE
 VOLUMES IN MSCF AT 14.73 PSIA
 SEAGULL, COMET, CMS DATA

NEW	Amended 12-20-13	10	11,12,13,14,15	17	16	18,19	MCF			
PSID	PSID	LOCATION	FUEL	OTHER	PL O	PL M	DEHY	VOLUME	CMS	
			854	854	856	863	859	TOTAL	#	
27070	154	OFFSHORE-LATERAL LINES	0	0	0	0	0	0	WC167BP	OFFSHORE
27100	153	OFFSHORE - WEST CAM	0	0	0	0	0	0	WC167BP	OFFSHORE
27090	154	OFFSHORE-	0	0	0	0	0	0	SEBP	OFFSHORE
27310	119	GRAND CHENIER, LA COM	0	0	0	0	0	0	549023	LOUISIANA
27320	5	LAKE ARTHUR, LA COMP	0	0	0	0	0	0	549026	LOUISIANA
27330	4	GRAND CHENIER, LA COM	0	12	0	0	0	12	549022	LOUISIANA
27340	121	OFFSHORE GR CHENIER	0	0	0	0	0	0	549025	OFFSHORE
27350	120	GR CHENIER-ANR LATERAL	0	0	0	0	0	0	549024	LOUISIANA
28200	6	EI 188 (BLOCK 188 COMPR STA E)	0	0	0	0	0	0	549002	OFFSHORE
28210	2	PATTERSON, LA COMPR	37,113	0	0	0	0	37,113	549006	LOUISIANA
28210	3	PATTERSON, LA COMPR	0	83	0	0	0	83	SEBP	LOUISIANA
28230	7	EUNICE, LA COMPR STA	0	0	0	0	0	0	549018	LOUISIANA
28300	8	JENA, LA COMPR STA	0	3	0	0	0	3	549030	LOUISIANA
28400	9	DELHI, LA COMPR STA	165	0	0	0	0	165	549046	LOUISIANA
28600	145	EUNICE SECT, LA ONSHORE	0	0	0	0	0	0	549021	LOUISIANA
28610	145	EUNICE SECT, LA ONSHORE	0	0	0	0	0	0	549020	LOUISIANA
28700	113	PATTERSON SECT, LA O	0	0	0	0	0	0	540041	LOUISIANA
28800	112	PATTERSON SECT, LA O	0	0	0	0	0	0	540047	OFFSHORE
28820	152	PATTERSON SECT, LA EUG	0	0	0	0	0	0	540043	OFFSHORE
28900	134	JENA SECT, LA (TRANS)	0	0	0	0	0	0	MLEBP	LOUISIANA
29220	146	GREENVILLE SECT, AR	0	0	0	64	0	64	549066	ARKANSAS
29230	11	GREENVILLE, MS COMPR	0	46	0	0	0	46	549064	MISSISSIPPI
29230	11	GREENVILLE, MS BLDG A	18,775	0	0	0	0	18,775	540074	MISSISSIPPI
29230	11	GREENVILLE, MS BLDG B	0	0	0	0	0	0	540075	MISSISSIPPI
29230	11	GREENVILLE VGR FUEL	0	0	0	0	0	0	540076	MISSISSIPPI
29260	10	SARDIS, MS COMPR STA	0	5,418	0	127	0	5,545	549082	MISSISSIPPI
29260	10	SARDIS MASTER FUEL BLDG A	32,813	0	0	0	0	32,813	540071	MISSISSIPPI
29260	10	SARDIS DOM FUEL	0	0	0	0	0	0	540072	MISSISSIPPI
29290	12	BROWNSVILLE MASTER FUEL	68,788	0	0	0	0	68,788	540064	TENNESSEE
29290	12	BROWNSVILLE, TN COMPR	0	23	0	0	0	23	549098	TENNESSEE
29320	13	COTTAGE GROVE EFM C-1	66,236	0	0	0	0	66,236	540066	TENNESSEE
29320	13	COTTAGE GROVE EFM C-2	0	0	0	0	0	0	540067	TENNESSEE
29320	13	COTTAGE GROVE, TN STA	0	6	0	0	0	6	549116	TENNESSEE
29330	0	COTTAGE GROVE SECT, KY	0	0	0	0	0	0	MLEBP	KENTUCKY
29350	15	MADISONVILLE, KY COMP	34,928	509	0	0	0	35,437	549134	KENTUCKY
29380	17	SLAUGHTERS, KY COMP	0	0	0	0	0	0	NO METER	
29400	130	CELESTINE SECT KY	0	0	0	0	0	0	549152	KENTUCKY
29410	14	CELESTINE, IN COMPR ST	50,939	210	0	0	0	51,149	549152	INDIANA
29440	16	SHELBYVILLE, IN COMPR	65,670	1,588	0	0	0	67,258	549170	INDIANA
29460	20	SULPHUR SPRINGS, IN C	1,167	1	0	0	0	1,168	549190	INDIANA
29470	19	PORTLAND, IN COMPR ST	74,825	1,141	0	0	0	75,966	549194	INDIANA
32350	35	GAGEBY, TX FIELD COMP	0	0	0	0	0	0	549254	TEXAS
32400	34	EG HILL, TX COMPR STA	59,496	0	0	0	0	59,496	540011	TEXAS
32400	34	E G HILL ENGINE #4	3,629	0	0	0	0	3,629	540098	TEXAS
32500	0	ELK CITY SECT, OK	0	0	0	0	0	0	540017	OKLAHOMA
32550	33	CUSTER, OK FIELD COMP	17,162	203	0	0	0	17,365	540063	OKLAHOMA
32560	59	TRANSOK OK FC/CUSTER	2,956	20	0	0	0	2,976	540061	OKLAHOMA
32600	36	MOORELAND, OK COMPR	29,881	222	0	0	0	30,103	549270	OKLAHOMA
32700	40	MEADE KS CS	30,892	35	0	0	0	30,927	549278	KANSAS
33300	39	GREENSBURG, KS STA	39,882	0	0	0	0	39,882	549296	KANSAS
33310	38	BUTTERMILK, KS STA	16,304	0	0	0	0	16,304	549274	KANSAS
33350	37	ALDEN, KS COMPR STA/S	41,543	385	0	0	0	41,928	549314	KANSAS
33400	1	ENTERPRISE, KS COMPR -	40,295	0	0	0	0	40,295	549334	KANSAS
33400	1	ENTERPRISE, KS COMPR - eng #9 only	combined	0	0	0	0	0	549334	KANSAS
33450	46	HAVENSVILLE, KS COMPR	34,103	449	0	0	0	34,552	549358	KANSAS
33470	156	HAVENSVILLE SECT MO	0	0	0	0	0	0		MISSOURI
33500	48	MAITLAND, MO COMPR ST	56,606	0	0	0	0	56,606	549364	MISSOURI
33540	155	LINEVILLE SECT MO	0	0	0	0	0	0	549382	MISSOURI
33550	47	LINEVILLE, IA COMPR STA	49,190	183	0	0	0	49,373	549382	IOWA
33600	49	BIRMINGHAM, IA COMPR	56,255	192	0	0	0	56,447	549402	IOWA
36200	51	NEW WINDSOR, IL COMPR	46,420	554	0	0	0	46,974	549420	ILLINOIS
36210	52	SANDWICH, IL COMPR ST	29,890	80	0	0	0	29,970	549438	ILLINOIS
36220	27	ST JOHN, IN COMPR STA/	71,287	314	0	0	0	71,601	549512	INDIANA
36230	25	BRIDGMAN, MI COMPR ST	71,109	884	0	0	0	71,993	549526	MICHIGAN
	166	BRIDGMAN AREA MNTNC	0	0	0	0	0	0		MICHIGAN
36240	24	HAMILTON, MI COMP ST	144,746	747	0	0	0	145,493	549550	MICHIGAN
36250	50	JOLIET, IL COMPR STA	2,244	210	0	0	0	2,454	549508	ILLINOIS
36300	26	LAGRANGE, IN COMPR ST	0	4	0	0	0	4	549544	INDIANA
36310	18	DEFIANCE, OH COMPR ST	74,087	883	0	0	0	74,970	549212	OHIO
36620	133	ST. JOHN SECT, IL	0	0	0	0	0	0		ILLINOIS
36640	151	ST. JOHN SECT, MI	N/A	0	0	0	0	0		MICHIGAN
36700	135	LAGRANGE SECT. MI	0	0	0	0	0	0	549544	MICHIGAN
36740	0	DEFIANCE, MI	0	0	0	0	0	0	549212	OHIO
38200	53	WOODSTOCK, IL COMPR	204	388	69	6,520	0	7,181	549448	ILLINOIS
38220	45	KEWASKUM, WI COMPR S	1	7	0	0	0	8	549496	WISCONSIN
38230	44	JANESVILLE, WI COMPR S	0	1	0	0	0	1	549472	WISCONSIN
38240	41	MARSHFIELD, WI COMPR	9,079	127	0	0	0	9,206	549476	WISCONSIN
38260	43	WEYAUWEGA, WI COMPR	0	4	0	0	0	4	549488	WISCONSIN
38270	42	MOUNTAIN, WI COMPR ST	0	88	0	0	0	88	549492	WISCONSIN
38600	118	EDEN SECT, WI	0	0	0	0	12	12	540015	WISCONSIN
38610	111	STEVENS POINT SECT, W	0	0	0	0	0	0	540059	WISCONSIN
38630	0	SPRING PRAIRIE SECT, W	0	0	0	0	0	0	540057	WISCONSIN
38640	129	BONDUEL SECT, WI	0	0	0	0	6	6	540005	WISCONSIN
38203	60	GOODMAN COMPRESSOR STATION	0	1	0	0	0	1	540102	WISCONSIN
28800	128	VERMILLION 397 OTHER	0	0	0	0	0	0	530192	OFFSHORE
28400	0	DENBURY/DELHI	0	0	0	67,706	0	67,706	580004	LOUISIANA
		Subtotal - Non-Storage	1,378,680	15,021	69	74,417	18	1,468,205		

Total Storage Fuel 139,638
 Total Fuel Burned 1,607,843

June 2013 Report
 ANR PIPELINE COMPANY
 USE OF GAS DETAIL - STORAGE
 VOLUMES IN MSCF AT 14.73 PSIA
 SEAGULL, COMET, CMS DATA

		Amended 12-20-13														
PSID	NEW	LOCATION	30	31,32,33,34,35	37	36	38	41,42,43	44	45	46	39	MCF		STATE	
	PSID		FUEL	STATION	OPERA	MAINT	GAS				WELL		VOLUME	CMS		
			819	OTHER	PL	PLT	DEHY	WELLS	EXTRACT	FARMS	MNTNC	CNG	TOTAL	#		
42200	28	WOOLFOLK, MI COMP	40,379	270	0	0	86	0	0	0	0	0	40,735	549576	MICHIGAN	
42210	142	LOREED, MI COMP ST	1,250	89	0	0	0	0	0	0	0	0	1,339	540021	MICHIGAN	
42260	30	LINCOLN, MI COMP ST	27,806	193	0	0	0	0	0	0	0	0	27,999	549592	MICHIGAN	
42310	22	CHESTER, MI COMP	17,506	0	0	0	0	0	0	0	0	0	17,506	540051	MICHIGAN	
42600	122	AUSTIN, MI SF	0	0	0	0	0	2,473	0	17	0	0	2,490	540003	MICHIGAN	
42722	32	WINFIELD, MI COMP	0	6	0	0	0	0	0	0	0	0	6	549570	MICHIGAN	
42723	29	GOODWELL, MI COMP	0	2	0	0	0	0	0	0	0	0	2	549650	MICHIGAN	
42729	31	MUTTONVILLE, MI FL	1,087	96	0	0	0	0	0	0	0	0	1,183	549588	MICHIGAN	
42732	21	CHARLTON, MI FLF	9,833	1,009	0	0	0	0	0	0	0	0	10,842	GAYBP	MICHIGAN	
42761	138	WINFIELD, MI SF	0	0	178	0	0	1,140	0	32	0	0	1,350	549572	MICHIGAN	
42763	137	GOODWELL, MI SF	0	0	0	0	0	2,217	0	214	0	0	2,431	549654	MICHIGAN	
42767	125	CHESTER, MI SF	0	93	0	0	0	3,018	0	0	0	0	3,111	540055	MICHIGAN	
42768	124	CHARLTON, MI SF	0	0	0	0	0	4,103	0	0	0	0	4,103	549625	MICHIGAN	
42774	141	LINCOLN, MI SF	0	0	0	0	1,162	4,013	0	9	0	0	5,184	549594	MICHIGAN	
42778	140	FREEMAN, MI SF	0	0	0	0	0	1,982	0	53	0	0	2,035	540019	MICHIGAN	
42783	143	MUTTONVILLE, MI SF	0	0	0	0	0	1,140	0	0	0	0	1,140	549590	MICHIGAN	
42786	142	LOREED, MI SF	0	0	0	0	0	12,988	0	84	0	0	13,072	540023	MICHIGAN	
42787	144	REED CITY, MI SF	0	0	0	0	0	3,392	0	168	0	0	3,560	549634	MICHIGAN	
42860	122	AUSTIN, MI SF	0	0	0	0	0	0	0	0	0	0	0	540001	MICHIGAN	
42861	138	WINFIELD, MI SF	0	0	0	0	0	0	0	0	0	0	0	549574	MICHIGAN	
42863	137	GOODWELL, MI SF	0	0	0	0	0	0	0	0	0	0	0	549652	MICHIGAN	
42867		CHESTER, MI SF	0	0	0	0	0	0	0	0	0	0	0	540053	MICHIGAN	
42868	124	CHARLTON, MI SF	0	0	0	0	0	0	0	0	0	0	0	549624	MICHIGAN	
42874	141	LINCOLN, MI SF	0	0	0	0	0	0	0	0	0	0	0	549596	MICHIGAN	
42878	140	FREEMAN, MI SF	0	0	0	0	0	0	0	0	0	0	0	MLWBP	MICHIGAN	
42883	143	MUTTONVILLE, MI SF	0	0	0	0	0	0	0	0	0	0	0	549590	MICHIGAN	
42886	142	LOREED, MI SF	0	0	0	0	0	0	0	0	0	0	0	540025	MICHIGAN	
42887	144	REED CITY, MI SF	0	0	0	0	0	0	0	0	0	0	0	549632	MICHIGAN	
42900	75	COLD SPRINGS 1 SF	0	0	0	0	0	1,550	0	0	0	0	1,550	530200	MICHIGAN	
		Subtotal - Storage	97,861	1,758	178	0	1,248	38,016	0	577	0	0	139,638			

**REVISED
JUNE 2013**

June 2013 Report
 ANR PIPELINE COMPANY
 USE OF GAS DETAIL - NON STORAGE
 VOLUMES IN MSCF AT 14.73 PSIA
 SEAGULL, COMET, CMS DATA

NEW	Amended 08-06-14		10	11,12,13,14,15	17	16	18,19	MCF	CMS	
PSID	PSID	LOCATION	FUEL	OTHER	PL O	PL M	DEHY	VOLUME	#	
			854	854	856	863	859	TOTAL		
27070	154	OFFSHORE-LATERAL LINES	0	0	0	0	0	0	WC167BP	OFFSHORE
27100	153	OFFSHORE - WEST CAM	0	0	0	0	0	0	WC167BP	OFFSHORE
27090	154	OFFSHORE	0	0	0	0	0	0	SEBP	OFFSHORE
27310	119	GRAND CHENIER, LA COM	0	0	0	0	0	0	549023	LOUISIANA
27320	5	LAKE ARTHUR, LA COMP	0	0	0	0	0	0	549026	LOUISIANA
27330	4	GRAND CHENIER, LA COM	0	12	0	0	0	12	549022	LOUISIANA
27340	121	OFFSHORE GR CHENIER	0	0	0	0	0	0	549025	OFFSHORE
27350	120	GR CHENIER-ANR LATERAL	0	0	0	0	0	0	549024	LOUISIANA
28200	6	EI 188 (BLOCK 188 COMPR STA E)	0	0	0	0	0	0	549002	OFFSHORE
28210	2	PATTERSON, LA COMPR	37,113	0	0	0	0	37,113	549006	LOUISIANA
28210	3	PATTERSON, LA COMPR	0	83	0	0	0	83	SEBP	LOUISIANA
28230	7	EUNICE, LA COMPR STA	0	0	0	0	0	0	549018	LOUISIANA
28300	8	JENA, LA COMPR STA	0	3	0	0	0	3	549030	LOUISIANA
28400	9	DELHI, LA COMPR STA	165	0	0	0	0	165	549046	LOUISIANA
28600	145	EUNICE SECT, LA ONSHORE	0	0	0	0	0	0	549021	LOUISIANA
28610	145	EUNICE SECT, LA ONSHORE	0	0	0	0	0	0	549020	LOUISIANA
28700	113	PATTERSON SECT, LA O	0	0	0	0	0	0	540041	LOUISIANA
28800	112	PATTERSON SECT, LA O	0	0	0	0	0	0	540047	OFFSHORE
28820	152	PATTERSON SECT, LA EUG	0	0	0	0	0	0	540043	OFFSHORE
28900	134	JENA SECT, LA (TRANS)	0	0	0	0	0	0	MLEBP	LOUISIANA
29220	146	GREENVILLE SECT, AR	0	0	0	64	0	64	549066	ARKANSAS
29230	11	GREENVILLE, MS COMPR	0	46	0	0	0	46	549064	MISSISSIPPI
29230	11	GREENVILLE, MS BLDG A	18,775	0	0	0	0	18,775	540074	MISSISSIPPI
29230	11	GREENVILLE, MS BLDG B	0	0	0	0	0	0	540075	MISSISSIPPI
29230	11	GREENVILLE VGR FUEL	0	0	0	0	0	0	540076	MISSISSIPPI
29260	10	SARDIS, MS COMPR STA	0	5,418	0	127	0	5,545	549082	MISSISSIPPI
29260	10	SARDIS MASTER FUEL BLDG A	32,813	0	0	0	0	32,813	540071	MISSISSIPPI
29260	10	SARDIS DOM FUEL	0	0	0	0	0	0	540072	MISSISSIPPI
29290	12	BROWNSVILLE MASTER FUEL	68,788	0	0	0	0	68,788	540064	TENNESSEE
29290	12	BROWNSVILLE, TN COMPR	0	23	0	0	0	23	549098	TENNESSEE
29320	13	COTTAGE GROVE EFM C-1	66,236	0	0	0	0	66,236	540066	TENNESSEE
29320	13	COTTAGE GROVE EFM C-2	0	0	0	0	0	0	540067	TENNESSEE
29320	13	COTTAGE GROVE, TN STA	0	6	0	0	0	6	549116	TENNESSEE
29330		COTTAGE GROVE SECT, KY	0	0	0	0	0	0	MLEBP	KENTUCKY
29350	15	MADISONVILLE, KY COMP	34,928	509	0	0	0	35,437	549134	KENTUCKY
29380	17	SLAUGHTERS, KY COMP	0	0	0	0	0	0	NO METER	
29400	130	CELESTINE SECT KY	0	0	0	0	0	0	549152	KENTUCKY
29410	14	CELESTINE, IN COMPR ST	50,939	210	0	0	0	51,149	549152	INDIANA
29440	16	SHELBYVILLE, IN COMPR	65,670	1,588	0	0	0	67,258	549170	INDIANA
29460	20	SULPHUR SPRINGS, IN C	1,167	1	0	0	0	1,168	549190	INDIANA
29470	19	PORTLAND, IN COMPR ST	74,825	1,141	0	0	0	75,966	549194	INDIANA
32350	35	GAGEBY, TX FIELD COMP	0	0	0	0	0	0	549254	TEXAS
32400	34	EG HILL, TX COMPR STA	59,496	0	0	0	0	59,496	540011	TEXAS
32400	34	E G HILL ENGINE #4	3,629	0	0	0	0	3,629	540098	TEXAS
32500		ELK CITY SECT, OK	0	0	0	0	0	0	540017	OKLAHOMA
32550	33	CUSTER, OK FIELD COMP	17,162	203	0	0	0	17,365	540063	OKLAHOMA
32560	59	TRANSOK OK FC/CUSTER	2,956	20	0	0	0	2,976	540061	OKLAHOMA
32600	36	MOORELAND, OK COMPR	29,881	222	0	0	0	30,103	549270	OKLAHOMA
32700	40	MEADE KS CS	30,892	35	0	0	0	30,927	549278	KANSAS
33300	39	GREENSBURG, KS STA	39,882	0	0	0	0	39,882	549296	KANSAS
33310	38	BUTTERMILK, KS STA	16,304	0	0	0	0	16,304	549274	KANSAS
33350	37	ALDEN, KS COMPR STA/S	41,543	385	0	0	0	41,928	549314	KANSAS
33400	1	ENTERPRISE, KS COMPR -	40,295	0	0	0	0	40,295	549334	KANSAS
33400	1	ENTERPRISE, KS COMPR - eng #9 only	combined	0	0	0	0	0	549334	KANSAS
33450	46	HAVENSVILLE, KS COMPR	34,103	449	0	0	0	34,552	549358	KANSAS
33470	156	HAVENSVILLE SECT MO	0	0	0	0	0	0		MISSOURI
33500	48	MAITLAND, MO COMPR ST	56,606	0	0	0	0	56,606	549384	MISSOURI
33540	155	LINEVILLE SECT MO	0	0	0	0	0	0	549382	MISSOURI
33550	47	LINEVILLE, IA COMPR STA	49,190	183	0	0	0	49,373	549382	IOWA
33600	49	BIRMINGHAM, IA COMPR	56,255	192	0	0	0	56,447	549402	IOWA
36200	51	NEW WINDSOR, IL COMPR	46,420	554	0	0	0	46,974	549420	ILLINOIS
36210	52	SANDWICH, IL COMPR ST	29,890	80	0	0	0	29,970	549438	ILLINOIS
36220	27	ST JOHN, IN COMPR STA/	71,287	314	0	0	0	71,601	549512	INDIANA
36230	25	BRIDGMAN, MI COMPR ST	71,109	884	0	0	0	71,993	549526	MICHIGAN
	166	BRIDGMAN AREA MNTNC	0	0	0	0	0	0		MICHIGAN
36240	24	HAMILTON, MI COMP ST	144,746	747	0	0	0	145,493	549550	MICHIGAN
36250	50	JOLIET, IL COMPR STA	2,244	210	0	0	0	2,454	549508	ILLINOIS
36300	26	LAGRANGE, IN COMPR ST	0	4	0	0	0	4	549544	INDIANA
36310	18	DEFIANCE, OH COMPR ST	74,087	883	0	0	0	74,970	549212	OHIO
36620	133	ST. JOHN SECT, IL	0	0	0	0	0	0		ILLINOIS
36640	151	ST. JOHN SECT, MI	N/A	0	0	0	0	0		MICHIGAN
36700	135	LAGRANGE SECT. MI	0	0	0	0	0	0	549544	MICHIGAN
36740		DEFIANCE, MI	0	0	0	0	0	0	549212	OHIO
38200	53	WOODSTOCK, IL COMPR	204	388	69	6,520	0	7,181	549448	ILLINOIS
38220	45	KEWASKUM, WI COMPR S	1	7	0	0	0	8	549496	WISCONSIN
38230	44	JANESVILLE, WI COMPR S	0	1	0	0	0	1	549472	WISCONSIN
38240	41	MARSHFIELD, WI COMPR	9,079	127	0	0	0	9,206	549476	WISCONSIN
38260	43	WEYAUWEGA, WI COMPR	0	4	0	0	0	4	549488	WISCONSIN
38270	42	MOUNTAIN, WI COMPR ST	0	88	0	0	0	88	549492	WISCONSIN
38600	118	EDEN SECT, WI	0	0	0	0	12	12	540015	WISCONSIN
38610	111	STEVENS POINT SECT, W	0	0	0	0	0	0	540059	WISCONSIN
38630		SPRING PRAIRIE SECT, W	0	0	0	0	0	0	540057	WISCONSIN
38640	129	BONDUEL SECT, WI	0	0	0	0	6	6	540005	WISCONSIN
38203	60	GOODMAN COMPRESSOR STATION	0	1	0	0	0	1	540102	WISCONSIN
28800	128	VERMILLION 397 OTHER	0	0	0	0	0	0	530192	OFFSHORE
			0	0	0	0	0	0		
		Subtotal - Non-Storage	1,378,680	15,021	69	6,711	18	1,400,499		

Total Storage Fuel 139,638
 Total Fuel Burned 1,540,137

June 2013 Report
 ANR PIPELINE COMPANY
 USE OF GAS DETAIL - STORAGE
 VOLUMES IN MSCF AT 14.73 PSIA
 SEAGULL, COMET, CMS DATA

		Amended 08-05-14	30	31,32,33,34,35	37	36	38	41,42,43	44	45	46	39			STATE
PSID	NEW PSID	LOCATION	FUEL	STATION	OPERA	MAINT	GAS				WELL		MCF		
				OTHER	PL	PLT	DEHY	WELLS	EXTRACT	FARMS	MNTNC	CNG	VOLUME	CMS	
			819	818	817	833	821	816	824	826	832	841	TOTAL	#	
42200	28	WOOLFOLK, MI COMP	40,379	270	0	0	86	0	0	0	0	0	40,735	549576	MICHIGAN
42210	142	LOREED, MI COMP ST	1,250	89	0	0	0	0	0	0	0	0	1,339	540021	MICHIGAN
42260	30	LINCOLN, MI COMP ST	27,806	193	0	0	0	0	0	0	0	0	27,999	549592	MICHIGAN
42310	22	CHESTER, MI COMP	17,506	0	0	0	0	0	0	0	0	0	17,506	540051	MICHIGAN
42600	122	AUSTIN, MI SF	0	0	0	0	0	2,473	0	17	0	0	2,490	540003	MICHIGAN
42722	32	WINFIELD, MI COMP	0	6	0	0	0	0	0	0	0	0	6	549570	MICHIGAN
42723	29	GOODWELL, MI COMP	0	2	0	0	0	0	0	0	0	0	2	549650	MICHIGAN
42729	31	MUTTONVILLE, MI FL	1,087	96	0	0	0	0	0	0	0	0	1,183	549588	MICHIGAN
42732	21	CHARLTON, MI FLF	9,833	1,009	0	0	0	0	0	0	0	0	10,842	GAYBP	MICHIGAN
42761	138	WINFIELD, MI SF	0	0	178	0	0	1,140	0	32	0	0	1,350	549572	MICHIGAN
42763	137	GOODWELL, MI SF	0	0	0	0	0	2,217	0	214	0	0	2,431	549654	MICHIGAN
42767	125	CHESTER, MI SF	0	93	0	0	0	3,018	0	0	0	0	3,111	540055	MICHIGAN
42768	124	CHARLTON, MI SF	0	0	0	0	0	4,103	0	0	0	0	4,103	549625	MICHIGAN
42774	141	LINCOLN, MI SF	0	0	0	0	1,162	4,013	0	9	0	0	5,184	549594	MICHIGAN
42778	140	FREEMAN, MI SF	0	0	0	0	0	1,982	0	53	0	0	2,035	540019	MICHIGAN
42783	143	MUTTONVILLE, MI SF	0	0	0	0	0	1,140	0	0	0	0	1,140	549590	MICHIGAN
42786	142	LOREED, MI SF	0	0	0	0	0	12,988	0	84	0	0	13,072	540023	MICHIGAN
42787	144	REED CITY, MI SF	0	0	0	0	0	3,392	0	168	0	0	3,560	549634	MICHIGAN
42860	122	AUSTIN, MI SF	0	0	0	0	0	0	0	0	0	0	0	540001	MICHIGAN
42861	138	WINFIELD, MI SF	0	0	0	0	0	0	0	0	0	0	0	549574	MICHIGAN
42863	137	GOODWELL, MI SF	0	0	0	0	0	0	0	0	0	0	0	549652	MICHIGAN
42867		CHESTER, MI SF	0	0	0	0	0	0	0	0	0	0	0	540053	MICHIGAN
42868	124	CHARLTON, MI SF	0	0	0	0	0	0	0	0	0	0	0	549624	MICHIGAN
42874	141	LINCOLN, MI SF	0	0	0	0	0	0	0	0	0	0	0	549596	MICHIGAN
42878	140	FREEMAN, MI SF	0	0	0	0	0	0	0	0	0	0	0	MLWBP	MICHIGAN
42883	143	MUTTONVILLE, MI SF	0	0	0	0	0	0	0	0	0	0	0	549590	MICHIGAN
42886	142	LOREED, MI SF	0	0	0	0	0	0	0	0	0	0	0	540025	MICHIGAN
42887	144	REED CITY, MI SF	0	0	0	0	0	0	0	0	0	0	0	549632	MICHIGAN
42900	75	COLD SPRINGS 1 SF	0	0	0	0	0	1,550	0	0	0	0	1,550	530200	MICHIGAN
		Subtotal - Storage	97,861	1,758	178	0	1,248	38,016	0	577	0	0	139,638		

JULY 2013

1-Jul-2013
ANR PIPELINE COMPANY
USE OF GAS DETAIL - NON STORAGE
VOLUMES IN MSCF AT 14.73 PSIA
SEAGULL, COMET, CMS DATA

NEW	INITIAL	10	11,12,13,14,15	17	16	18,19	MCF			
PSID	PSID	LOCATION	FUEL	OTHER	PL O	PL M	DEHY	VOLUME	CMS	
			854	854	856	863	859	TOTAL	#	
27070	154	OFFSHORE-LATERAL LINES	0	0	0	0	0	0	WC167BP	OFFSHORE
27100	153	OFFSHORE - WEST CAM	0	0	0	0	0	0	WC167BP	OFFSHORE
27090	154	OFFSHORE-	0	0	0	0	0	0	SEBP	OFFSHORE
27310	119	GRAND CHENIER, LA COM	0	0	0	0	0	0	549023	LOUISIANA
27320	5	LAKE ARTHUR, LA COMP	0	0	0	0	0	0	549026	LOUISIANA
27330	4	GRAND CHENIER, LA COM	0	12	0	0	0	12	549022	LOUISIANA
27340	121	OFFSHORE GR CHENIER	0	0	0	0	0	0	549025	OFFSHORE
27350	120	GR CHENIER-ANR LATERAL	0	0	0	0	0	0	549024	LOUISIANA
28200	6	EI 188 (BLOCK 188 COMPR STA E)	0	0	0	0	0	0	549002	OFFSHORE
28210	2	PATTERSON, LA COMPR	37,573	0	0	0	0	37,573	549006	LOUISIANA
28210	3	PATTERSON, LA COMPR	0	17	0	0	0	17	SEBP	LOUISIANA
28230	7	EUNICE, LA COMPR STA	0	164	0	0	0	164	549018	LOUISIANA
28300	8	JENA, LA COMPR STA	0	4	0	0	0	4	549030	LOUISIANA
28400	9	DELHI, LA COMPR STA	0	0	0	0	0	0	549046	LOUISIANA
28600	145	EUNICE SECT, LA ONSHORE	0	0	0	0	0	0	549021	LOUISIANA
28610	145	EUNICE SECT, LA ONSHORE	0	0	0	0	0	0	549020	LOUISIANA
28700	113	PATTERSON SECT, LA O	0	0	0	0	0	0	540041	LOUISIANA
28800	112	PATTERSON SECT, LA O	0	0	0	0	0	0	540047	OFFSHORE
28820	152	PATTERSON SECT, LA EUG	0	0	0	0	0	0	540043	OFFSHORE
28900	134	JENA SECT, LA (TRANS)	0	0	0	0	0	0	MLEBP	LOUISIANA
29220	146	GREENVILLE SECT, AR	0	0	0	0	0	0	549066	ARKANSAS
29230	11	GREENVILLE, MS COMPR	0	32	0	5,100	0	5,132	549064	MISSISSIPPI
29230	11	GREENVILLE, MS BLDG A	572	0	0	0	0	572	540074	MISSISSIPPI
29230	11	GREENVILLE, MS BLDG B	0	0	0	0	0	0	540075	MISSISSIPPI
29230	11	GREENVILLE VGR FUEL	0	0	0	0	0	0	540076	MISSISSIPPI
29260	10	SARDIS, MS COMPR STA	0	5,689	0	0	0	5,689	549082	MISSISSIPPI
29260	10	SARDIS MASTER FUEL BLDG A	45,716	0	0	0	0	45,716	540071	MISSISSIPPI
29260	10	SARDIS DOM FUEL	0	0	0	0	0	0	540072	MISSISSIPPI
29290	12	BROWNSVILLE MASTER FUEL	41,134	0	0	0	0	41,134	540064	TENNESSEE
29290	12	BROWNSVILLE, TN COMPR	0	187	0	22	0	209	549098	TENNESSEE
29320	13	COTTAGE GROVE EFM C-1	46,042	0	0	0	0	46,042	540066	TENNESSEE
29320	13	COTTAGE GROVE EFM C-2	0	0	0	0	0	0	540067	TENNESSEE
29320	13	COTTAGE GROVE, TN STA	0	6	0	0	0	6	549116	TENNESSEE
29330		COTTAGE GROVE SECT, KY	0	0	0	0	0	0	MLEBP	KENTUCKY
29350	15	MADISONVILLE, KY COMP	14,108	665	0	0	0	14,773	549134	KENTUCKY
29380	17	SLAUGHTERS, KY COMP	0	0	0	0	0	0	NO METER	
29400	130	CELESTINE SECT KY	0	0	0	0	0	0	549152	KENTUCKY
29410	14	CELESTINE, IN COMPR ST	43,760	299	0	612	0	44,671	549152	INDIANA
29440	16	SHELBYVILLE, IN COMPR	73,920	33	0	0	0	73,953	549170	INDIANA
29460	20	SULPHUR SPRINGS, IN C	1,636	1	0	0	0	1,637	549190	INDIANA
29470	19	PORTLAND, IN COMPR ST	76,774	4,214	0	0	0	80,988	549194	INDIANA
32350	35	GAGEBY, TX FIELD COMP	0	0	0	0	0	0	549254	TEXAS
32400	34	EG HILL, TX COMPR STA	58,491	1	0	0	0	58,492	540011	TEXAS
32400	34	E G HILL ENGINE #4	1,289	0	0	0	0	1,289	540098	TEXAS
32500		ELK CITY SECT, OK	0	0	0	0	0	0	540017	OKLAHOMA
32550	33	CUSTER, OK FIELD COMP	15,647	97	0	0	0	15,744	540063	OKLAHOMA
32560	59	TRANSOK OK FOC/CUSTER	10	0	0	0	0	10	540061	OKLAHOMA
32600	36	MOORELAND, OK COMPR	37,346	98	0	0	0	37,444	549270	OKLAHOMA
32700	40	MEADE KS CS	24,845	15	0	0	0	24,860	549278	KANSAS
33300	39	GREENSBURG, KS STA	47,166	0	0	0	0	47,166	549296	KANSAS
33310	38	BUTTERMILK, KS STA	1,379	0	0	0	0	1,379	549274	KANSAS
33350	37	ALDEN, KS COMPR STA/S	47,575	0	0	0	0	47,575	549314	KANSAS
33400	1	ENTERPRISE, KS COMPR -	48,113	0	0	0	0	48,113	549334	KANSAS
33400	1	ENTERPRISE, KS COMPR - eng #9 only	combined	0	0	0	0	0	549334	KANSAS
33450	46	HAVENSVILLE, KS COMPR	42,122	0	0	0	0	42,122	549358	KANSAS
33470	156	HAVENSVILLE SECT MO	0	0	0	0	0	0		MISSOURI
33500	48	MAITLAND, MO COMPR ST	57,633	0	0	0	0	57,633	549364	MISSOURI
33540	155	LINEVILLE SECT MO	0	0	0	0	0	0	549382	MISSOURI
33550	47	LINEVILLE, IA COMPR STA	50,347	759	0	0	0	51,106	549382	IOWA
33600	49	BIRMINGHAM, IA COMPR	57,765	103	0	84	0	57,952	549402	IOWA
36200	51	NEW WINDSOR, IL COMPR	44,295	282	0	0	0	44,577	549420	ILLINOIS
36210	52	SANDWICH, IL COMPR ST	29,058	375	0	0	0	29,433	549438	ILLINOIS
36220	27	ST JOHN, IN COMPR STA/	49,495	282	2,054	0	0	51,831	549512	INDIANA
36230	25	BRIDGMAN, MI COMPR ST	79,146	719	0	0	0	79,865	549526	MICHIGAN
	166	BRIDGMAN AREA MNTNC	0	0	0	0	0	0		MICHIGAN
36240	24	HAMILTON, MI COMP ST	125,691	230	0	0	0	125,921	549550	MICHIGAN
36250	50	JOLIET, IL COMPR STA	12,822	15	0	0	0	12,837	549508	ILLINOIS
36300	26	LAGRANGE, IN COMPR ST	179	49	0	0	0	228	549544	INDIANA
36310	18	DEFIANCE, OH COMPR ST	83,639	830	0	0	0	84,469	549212	OHIO
36620	133	ST. JOHN SECT, IL	0	0	0	0	0	0		ILLINOIS
36640	151	ST. JOHN SECT, MI	N/A	0	0	0	0	0		MICHIGAN
36700	135	LAGRANGE SECT, MI	0	0	0	0	0	0	549544	MICHIGAN
36740		DEFIANCE, MI	0	0	0	0	0	0	549212	OHIO
38200	53	WOODSTOCK, IL COMPR	7,183	372	8	0	0	7,563	549448	ILLINOIS
38220	45	KEWASKUM, WI COMPR S	3,490	0	0	0	0	3,490	549496	WISCONSIN
38230	44	JANESVILLE, WI COMPR S	538	0	0	0	0	538	549472	WISCONSIN
38240	41	MARSHFIELD, WI COMPR	4,210	95	0	0	0	4,305	549476	WISCONSIN
38260	43	WEYAUWEGA, WI COMPR	1	41	0	0	0	42	549488	WISCONSIN
38270	42	MOUNTAIN, WI COMPR ST	0	0	0	0	0	0	549492	WISCONSIN
38600	118	EDEN SECT, WI	0	0	0	0	9	9	540015	WISCONSIN
38610	111	STEVENS POINT SECT, W	0	0	0	0	0	0	540059	WISCONSIN
38630		SPRING PRAIRIE SECT, W	0	0	0	0	0	0	540057	WISCONSIN
38640	129	BONDUEL SECT, WI	0	0	0	0	2	2	540005	WISCONSIN
38203	60	GOODMAN COMPRESSOR STATION	0	0	0	0	0	0	540102	WISCONSIN
28800	128	VERMILLION 397 OTHER	0	0	0	0	0	0	530192	OFFSHORE
		Subtotal - Non-Storage	1,310,710	15,686	2,062	5,818	11	1,334,287		
		Total Storage Fuel						166,531		
		Total Fuel Burned						1,500,818		

July-13

ANR PIPELINE COMPANY
 USE OF GAS DETAIL - STORAGE
 VOLUMES IN MSCF AT 14.73 PSIA
 SEAGULL, COMET, CMS DATA

Amended 01-17-14

PSID	NEW	LOCATION	30	31,32,33,34,35	37	36	38	41,42,43	44	45	46	39	MCF		STATE
			FUEL	STATION	OPERA	MAINT	GAS	WELLS	EXTRACT	FARMS	WELL	CNG	VOLUME	CMS	
			819	818	817	833	821	816	824	826	832	841	TOTAL	#	
42200	28	WOOLFOLK, MI COMP	59,660	366	0	2	0	0	0	0	0	0	60,028	549576	MICHIGAN
42210	142	LOREED, MI COMP ST	5,420	4	0	45	0	0	0	0	0	0	5,469	540021	MICHIGAN
42260	30	LINCOLN, MI COMP ST	39,519	9	2,150	0	0	0	0	0	0	0	41,678	549592	MICHIGAN
42310	22	CHESTER, MI COMP	4,526	0	0	0	0	0	0	0	0	0	4,526	540051	MICHIGAN
42600	122	AUSTIN, MI SF	0	0	0	0	0	2,563	0	4	0	0	2,567	540003	MICHIGAN
42722	32	WINFIELD, MI COMP	0	0	0	0	0	0	0	0	0	0	0	549570	MICHIGAN
42723	29	GOODWELL, MI COMP	0	6	0	0	0	0	0	0	0	0	6	549650	MICHIGAN
42729	31	MUTTONVILLE, MI FL	6,289	116	0	0	0	0	0	0	0	0	6,405	549588	MICHIGAN
42732	21	CHARLTON, MI FLF	7,374	758	0	0	0	0	0	0	0	0	8,132	GAYBP	MICHIGAN
42761	138	WINFIELD, MI SF	0	0	0	0	0	1,401	0	61	0	0	1,462	549572	MICHIGAN
42763	137	GOODWELL, MI SF	0	0	0	0	0	2,442	0	112	0	0	2,554	549654	MICHIGAN
42767	125	CHESTER, MI SF	0	99	0	0	0	3,051	0	0	0	0	3,150	540055	MICHIGAN
42768	124	CHARLTON, MI SF	0	0	0	0	0	4,422	0	0	0	0	4,422	549625	MICHIGAN
42774	141	LINCOLN, MI SF	0	0	0	0	0	3,842	0	9	0	0	3,851	549594	MICHIGAN
42778	140	FREEMAN, MI SF	0	0	0	0	0	1,992	0	41	0	0	2,033	540019	MICHIGAN
42783	143	MUTTONVILLE, MI SF	0	0	0	0	0	1,272	0	0	0	0	1,272	549590	MICHIGAN
42786	142	LOREED, MI SF	0	0	0	0	0	13,541	0	63	0	0	13,604	540023	MICHIGAN
42787	144	REED CITY, MI SF	0	0	0	0	0	3,392	0	113	0	0	3,505	549634	MICHIGAN
42860	122	AUSTIN, MI SF	0	0	0	0	0	0	0	0	0	0	0	540001	MICHIGAN
42861	138	WINFIELD, MI SF	0	0	0	0	0	0	0	0	0	0	0	549574	MICHIGAN
42863	137	GOODWELL, MI SF	0	0	0	0	0	0	0	0	0	0	0	549652	MICHIGAN
42867		CHESTER, MI SF	0	0	0	0	0	0	0	0	4	0	4	540053	MICHIGAN
42868	124	CHARLTON, MI SF	0	0	0	0	0	0	0	0	3	0	3	549624	MICHIGAN
42874	141	LINCOLN, MI SF	0	0	0	0	0	0	0	0	0	0	0	549596	MICHIGAN
42878	140	FREEMAN, MI SF	0	0	0	0	0	0	0	0	10	0	10	MLWBP	MICHIGAN
42883	143	MUTTONVILLE, MI SF	0	0	0	0	0	0	0	0	15	0	15	549590	MICHIGAN
42886	142	LOREED, MI SF	0	0	0	0	0	0	0	0	0	0	0	540025	MICHIGAN
42887	144	REED CITY, MI SF	0	0	0	0	0	0	0	0	0	0	0	549632	MICHIGAN
42900	75	COLD SPRINGS 1 SF	0	0	0	0	0	1,835	0	0	0	0	1,835	530200	MICHIGAN
		Subtotal - Storage	122,788	1,358	2150	47	0	39,753	0	403	32	0	166,531		

**REVISED
JULY 2013**

July 2013 Amended 12-31-2013
 ANR PIPELINE COMPANY
 USE OF GAS DETAIL - NON STORAGE
 VOLUMES IN MSCF AT 14.73 PSIA
 SEAGULL, COMET, CMS DATA

NEW PSID	INITIAL PSID	LOCATION	10 FUEL	11,12,13,14,15 OTHER	17 PLO	16 PL M	18,19 DEHY	MCF VOLUME TOTAL	CMS #	
27070	154	OFFSHORE-LATERAL LINES	854	854	866	863	859	0	WC167BP	OFFSHORE
27100	153	OFFSHORE - WEST CAM	0	0	0	0	0	0	WC167BP	OFFSHORE
27090	154	OFFSHORE-	0	0	0	0	0	0	SEBP	OFFSHORE
27310	119	GRAND CHENIER, LA COM	0	0	0	0	0	0	549023	LOUISIANA
27320	5	LAKE ARTHUR, LA COMP	0	0	0	0	0	0	549026	LOUISIANA
27330	4	GRAND CHENIER, LA COM	0	12	0	0	0	12	549022	LOUISIANA
27340	121	OFFSHORE GR CHENIER	0	0	0	0	0	0	549025	OFFSHORE
27350	120	GR CHENIER-ANR LATERAL	0	0	0	0	0	0	549024	LOUISIANA
28200	6	EI 188 (BLOCK 188 COMPR STA E)	0	0	0	0	0	0	549002	OFFSHORE
28210	2	PATTERSON, LA COMPR	37,573	0	0	0	0	37,573	549006	LOUISIANA
28210	3	PATTERSON, LA COMPR	0	17	0	0	0	17	SEBP	LOUISIANA
28230	7	EUNICE, LA COMPR STA	0	164	0	0	0	164	549018	LOUISIANA
28300	8	JENA, LA COMPR STA	0	4	0	0	0	4	549030	LOUISIANA
28400	9	DELHI, LA COMPR STA	0	0	0	0	0	0	549046	LOUISIANA
28600	145	EUNICE SECT, LA ONSHORE	0	0	0	0	0	0	549021	LOUISIANA
28610	145	EUNICE SECT, LA ONSHORE	0	0	0	0	0	0	549020	LOUISIANA
28700	113	PATTERSON SECT, LA O	0	0	0	0	0	0	540041	LOUISIANA
28800	112	PATTERSON SECT, LA O	0	0	0	0	0	0	540047	OFFSHORE
28820	152	PATTERSON SECT, LA EUG	0	0	0	0	0	0	540043	OFFSHORE
28900	134	JENA SECT, LA (TRANS)	0	0	0	0	0	0	MLEBP	LOUISIANA
29220	146	GREENVILLE SECT, AR	0	0	0	0	0	0	549066	ARKANSAS
29230	11	GREENVILLE, MS COMPR	0	32	0	5,100	0	5,132	549064	MISSISSIPPI
29230	11	GREENVILLE, MS BLDG A	572	0	0	0	0	572	540074	MISSISSIPPI
29230	11	GREENVILLE, MS BLDG B	0	0	0	0	0	0	540075	MISSISSIPPI
29230	11	GREENVILLE VGR FUEL	0	0	0	0	0	0	540076	MISSISSIPPI
29260	10	SARDIS, MS COMPR STA	0	5,689	0	0	0	5,689	549082	MISSISSIPPI
29260	10	SARDIS MASTER FUEL BLDG A	45,716	0	0	0	0	45,716	540071	MISSISSIPPI
29260	10	SARDIS DOM FUEL	0	0	0	0	0	0	540072	MISSISSIPPI
29290	12	BROWNSVILLE MASTER FUEL	41,134	0	0	0	0	41,134	540064	TENNESSEE
29290	12	BROWNSVILLE, TN COMPR	0	187	0	22	0	209	549098	TENNESSEE
29320	13	COTTAGE GROVE EFM C-1	46,042	0	0	0	0	46,042	540066	TENNESSEE
29320	13	COTTAGE GROVE EFM C-2	0	0	0	0	0	0	540067	TENNESSEE
29320	13	COTTAGE GROVE, TN STA	0	6	0	0	0	6	549116	TENNESSEE
29330		COTTAGE GROVE SECT, KY	0	0	0	0	0	0	MLEBP	KENTUCKY
29350	15	MADISONVILLE, KY COMP	14,108	665	0	0	0	14,773	549134	KENTUCKY
29380	17	SLAUGHTERS, KY COMP	0	0	0	0	0	0	NO METER	
29400	130	CELESTINE SECT KY	0	0	0	0	0	0	549152	KENTUCKY
29410	14	CELESTINE, IN COMPR ST	43,760	299	0	612	0	44,671	549152	INDIANA
29440	16	SHELBYVILLE, IN COMPR	73,920	33	0	0	0	73,953	549170	INDIANA
29460	20	SULPHUR SPRINGS, IN C	1,636	1	0	0	0	1,637	549190	INDIANA
29470	19	PORTLAND, IN COMPR ST	76,774	4,214	0	0	0	80,988	549194	INDIANA
32350	35	GAGEBY, TX FIELD COMP	0	0	0	0	0	0	549254	TEXAS
32400	34	EG HILL, TX COMPR STA	58,491	0	0	0	0	58,491	540011	TEXAS
32400	34	E G HILL ENGINE #4	1,289	0	0	0	0	1,289	540098	TEXAS
32500		ELK CITY SECT, OK	0	0	0	0	0	0	540017	OKLAHOMA
32560	33	CUSTER, OK FIELD COMP	15,647	97	0	0	0	15,744	540063	OKLAHOMA
32560	59	TRANSOK OK FC/CUSTER	10	0	0	0	0	10	540061	OKLAHOMA
32600	36	MOORELAND, OK COMPR	37,346	98	0	0	0	37,444	549270	OKLAHOMA
32700	40	MEADE KS CS	24,845	15	0	0	0	24,860	549278	KANSAS
33300	39	GREENSBURG, KS STA	47,166	0	0	0	0	47,166	549296	KANSAS
33310	38	BUTTERMILK, KS STA	1,379	0	0	0	0	1,379	549274	KANSAS
33350	37	ALDEN, KS COMPR STA/S	47,575	0	0	0	0	47,575	549314	KANSAS
33400	1	ENTERPRISE, KS COMPR -	48,113	0	0	0	0	48,113	549334	KANSAS
33400	1	ENTERPRISE, KS COMPR - eng #9 onl	combined	0	0	0	0	0	549334	KANSAS
33450	46	HAVENSVILLE, KS COMPR	42,122	0	0	0	0	42,122	549358	KANSAS
33470	156	HAVENSVILLE SECT MO	0	0	0	0	0	0		MISSOURI
33500	48	MAITLAND, MO COMPR ST	57,633	0	0	0	0	57,633	549364	MISSOURI
33540	155	LINEVILLE SECT MO	0	0	0	0	0	0	549382	MISSOURI
33550	47	LINEVILLE, IA COMPR STA	50,347	759	0	0	0	51,106	549382	IOWA
33600	49	BIRMINGHAM, IA COMPR	57,765	103	0	84	0	57,952	549402	IOWA
36200	51	NEW WINDSOR, IL COMPR	44,295	282	0	0	0	44,577	549420	ILLINOIS
36210	52	SANDWICH, IL COMPR ST	29,058	375	0	0	0	29,433	549438	ILLINOIS
36220	27	ST JOHN, IN COMPR STA/	49,495	275	2,054	0	0	51,824	549512	INDIANA
36230	25	BRIDGMAN, MI COMPR ST	79,146	719	0	0	0	79,865	549526	MICHIGAN
	166	BRIDGMAN AREA MNTNC	0	0	0	0	0	0		MICHIGAN
36240	24	HAMILTON, MI COMP ST	125,691	230	0	0	0	125,921	549550	MICHIGAN
36250	50	JOLIET, IL COMPR STA	12,822	15	0	0	0	12,837	549508	ILLINOIS
36300	26	LAGRANGE, IN COMPR ST	179	49	0	0	0	228	549544	INDIANA
36310	18	DEFIANCE, OH COMPR ST	83,639	830	0	0	0	84,469	549212	OHIO
36620	133	ST. JOHN SECT, IL	0	0	0	0	0	0		ILLINOIS
36640	151	ST. JOHN SECT, MI	N/A	0	0	0	0	0		MICHIGAN
36700	135	LAGRANGE SECT. MI	0	0	0	0	0	0	549544	MICHIGAN
36740		DEFIANCE, MI	0	0	0	0	0	0	549212	OHIO
38200	53	WOODSTOCK, IL COMPR	7,183	372	8	0	0	7,563	549448	ILLINOIS
38220	45	KEWASKUM, WI COMPR S	3,490	0	0	0	0	3,490	549496	WISCONSIN
38230	44	JANESVILLE, WI COMPR S	538	0	0	0	0	538	549472	WISCONSIN
38240	41	MARSHFIELD, WI COMPR	4,210	95	0	0	0	4,306	549476	WISCONSIN
38260	43	WEYAUWEGA, WI COMPR	1	41	0	0	0	42	549488	WISCONSIN
38270	42	MOUNTAIN, WI COMPR ST	0	0	0	0	0	0	549492	WISCONSIN
38600	118	EDEN SECT, WI	0	0	0	0	9	9	540015	WISCONSIN
38610	111	STEVENS POINT SECT, W	0	0	0	0	0	0	540059	WISCONSIN
38630		SPRING PRAIRIE SECT, W	0	0	0	0	0	0	540057	WISCONSIN
38640	129	BONDUEL SECT, WI	0	0	0	0	2	2	540005	WISCONSIN
38203	60	GOODMAN COMPRESSOR STATION	0	0	0	0	0	0	540102	WISCONSIN
28800	128	VERMILLION 397 OTHER	0	0	0	0	0	0	530192	OFFSHORE
28400		DENBURY/DELHI	0	0	0	10,668	0	10,668	580004	LOUISIANA
		Subtotal - Non-Storage	1,310,710	15,678	2,062	16,486	11	1,344,947		
								166,531		
								1,511,478		

Total Storage Fuel 166,531
 Total Fuel Burned 1,511,478

ANR PIPELINE COMPANY
 USE OF GAS DETAIL - STORAGE
 VOLUMES IN MSCF AT 14.73 PSIA
 SEAGULL, COMET, CMS DATA

July 2013 Amended 12-31-2013

PSID	NEW	LOCATION	30	31,32,33,34,35	37	36	38	41,42,43	44	45	46	39	MCF	STATE	
PSID			FUEL	STATION	OPERA	MAINT	GAS			WELL			VOLUME	CMS	
			819	818	817	833	821	816	824	826	832	841	TOTAL	#	
42200	28	WOOLFOLK, MI COMP	59,660	366	0	2	0	0	0	0	0	0	60,028	549576	MICHIGAN
42210	142	LOREED, MI COMP ST	5,420	4	0	45	0	0	0	0	0	0	5,469	540021	MICHIGAN
42260	30	LINCOLN, MI COMP ST	39,519	9	2,150	0	0	0	0	0	0	0	41,678	549592	MICHIGAN
42310	22	CHESTER, MI COMP	4,526	0	0	0	0	0	0	0	0	0	4,526	540051	MICHIGAN
42600	122	AUSTIN, MI SF	0	0	0	0	0	2,563	0	4	0	0	2,567	540003	MICHIGAN
42722	32	WINFIELD, MI COMP	0	0	0	0	0	0	0	0	0	0	0	549570	MICHIGAN
42723	29	GOODWELL, MI COMP	0	6	0	0	0	0	0	0	0	0	6	549650	MICHIGAN
42729	31	MUTTONVILLE, MI FL	6,289	116	0	0	0	0	0	0	0	0	6,405	549588	MICHIGAN
42732	21	CHARLTON, MI FLF	7,374	758	0	0	0	0	0	0	0	0	8,132	GAYBP	MICHIGAN
42761	138	WINFIELD, MI SF	0	0	0	0	0	1,401	0	61	0	0	1,462	549572	MICHIGAN
42763	137	GOODWELL, MI SF	0	0	0	0	0	2,442	0	112	0	0	2,554	549654	MICHIGAN
42767	125	CHESTER, MI SF	0	99	0	0	0	3,051	0	0	0	0	3,150	540055	MICHIGAN
42768	124	CHARLTON, MI SF	0	0	0	0	0	4,422	0	0	0	0	4,422	549625	MICHIGAN
42774	141	LINCOLN, MI SF	0	0	0	0	0	3,842	0	9	0	0	3,851	549594	MICHIGAN
42778	140	FREEMAN, MI SF	0	0	0	0	0	1,992	0	41	0	0	2,033	540019	MICHIGAN
42783	143	MUTTONVILLE, MI SF	0	0	0	0	0	1,272	0	0	0	0	1,272	549590	MICHIGAN
42786	142	LOREED, MI SF	0	0	0	0	0	13,541	0	63	0	0	13,604	540023	MICHIGAN
42787	144	REED CITY, MI SF	0	0	0	0	0	3,392	0	113	0	0	3,505	549634	MICHIGAN
42860	122	AUSTIN, MI SF	0	0	0	0	0	0	0	0	0	0	0	540001	MICHIGAN
42861	138	WINFIELD, MI SF	0	0	0	0	0	0	0	0	0	0	0	549574	MICHIGAN
42863	137	GOODWELL, MI SF	0	0	0	0	0	0	0	0	0	0	0	549652	MICHIGAN
42867		CHESTER, MI SF	0	0	0	0	0	0	0	0	4	0	4	540053	MICHIGAN
42868	124	CHARLTON, MI SF	0	0	0	0	0	0	0	0	3	0	3	549624	MICHIGAN
42874	141	LINCOLN, MI SF	0	0	0	0	0	0	0	0	0	0	0	549596	MICHIGAN
42878	140	FREEMAN, MI SF	0	0	0	0	0	0	0	0	10	0	10	MLWBP	MICHIGAN
42883	143	MUTTONVILLE, MI SF	0	0	0	0	0	0	0	0	15	0	15	549590	MICHIGAN
42886	142	LOREED, MI SF	0	0	0	0	0	0	0	0	0	0	0	540025	MICHIGAN
42887	144	REED CITY, MI SF	0	0	0	0	0	0	0	0	0	0	0	549632	MICHIGAN
42900	75	COLD SPRINGS 1 SF	0	0	0	0	0	1,835	0	0	0	0	1,835	530200	MICHIGAN
		Subtotal - Storage	122,788	1,358	2150	47	0	39,753	0	403	32	0	166,531		

AUGUST 2013

AUGUST 2013 REPORT - Amended 11-09-13

ANR PIPELINE COMPANY
 USE OF GAS DETAIL - NON STORAGE
 VOLUMES IN MSCF AT 14.73 PSIA
 SEAGULL, COMET, CMS DATA

PSID	NEW PSID	INITIAL LOCATION	10 FUEL	11,12,13,14,15 OTHER	17 PL O	16 PL M	18,19 DEHY	MCF VOLUME TOTAL	CMS #	
27070	154	OFFSHORE-LATERAL LINES	0	0	0	0	0	0	WC167BP	OFFSHORE
27100	153	OFFSHORE - WEST CAM	0	0	0	0	0	0	WC167BP	OFFSHORE
27090	154	OFFSHORE-	0	0	0	0	0	0	SEBP	OFFSHORE
27310	119	GRAND CHENIER, LA COM	0	0	0	0	0	0	549023	LOUISIANA
27320	5	LAKE ARTHUR, LA COMP	0	0	0	0	0	0	549026	LOUISIANA
27330	4	GRAND CHENIER, LA COM	0	11	0	0	0	11	549022	LOUISIANA
27340	121	OFFSHORE GR CHENIER	0	0	0	0	0	0	549025	OFFSHORE
27350	120	GR CHENIER-ANR LATERAL	0	0	0	0	0	0	549024	LOUISIANA
28200	6	EI 188 (BLOCK 188 COMPR STA E)	0	0	0	0	0	0	549002	OFFSHORE
28210	2	PATTERSON, LA COMPR	40,517	0	0	0	0	40,517	549006	LOUISIANA
28210	3	PATTERSON, LA COMPR	0	12	0	0	0	12	SEBP	LOUISIANA
28230	7	EUNICE, LA COMPR STA	0	34	0	0	0	34	549018	LOUISIANA
28300	8	JENA, LA COMPR STA	0	0	0	0	0	0	549030	LOUISIANA
28400	9	DELHI, LA COMPR STA	0	0	0	0	0	0	549046	LOUISIANA
28600	145	EUNICE SECT, LA ONSHORE	0	0	0	0	0	0	549021	LOUISIANA
28610	145	EUNICE SECT, LA ONSHORE	0	0	0	0	0	0	549020	LOUISIANA
28700	113	PATTERSON SECT, LA O	0	0	66	0	0	66	540041	LOUISIANA
28800	112	PATTERSON SECT, LA O	0	0	0	0	0	0	540047	OFFSHORE
28820	152	PATTERSON SECT, LA EUG	0	0	0	0	0	0	540043	OFFSHORE
28900	134	JENA SECT, LA (TRANS)	0	0	0	0	0	0	MLEBP	LOUISIANA
29220	146	GREENVILLE SECT, AR	0	0	0	0	0	0	549066	ARKANSAS
29230	11	GREENVILLE, MS COMPR	0	9	0	113	0	122	549064	MISSISSIPPI
29230	11	GREENVILLE, MS BLDG A	1	0	0	0	0	1	540074	MISSISSIPPI
29230	11	GREENVILLE, MS BLDG B	0	0	0	0	0	0	540075	MISSISSIPPI
29230	11	GREENVILLE VGR FUEL	0	0	0	0	0	0	540076	MISSISSIPPI
29260	10	SARDIS, MS COMPR STA	0	763	0	0	0	763	549082	MISSISSIPPI
29260	10	SARDIS MASTER FUEL BLDG A	11,883	0	0	0	0	11,883	540071	MISSISSIPPI
29260	10	SARDIS DOM FUEL	0	0	0	0	0	0	540072	MISSISSIPPI
29290	12	BROWNSVILLE MASTER FUEL	74,576	0	0	0	0	74,576	540064	TENNESSEE
29290	12	BROWNSVILLE, TN COMPR	0	36	0	226	0	262	549098	TENNESSEE
29320	13	COTTAGE GROVE EFM C-1	24,114	0	0	0	0	24,114	540066	TENNESSEE
29320	13	COTTAGE GROVE EFM C-2	0	0	0	0	0	0	540067	TENNESSEE
29320	13	COTTAGE GROVE, TN STA	0	10	0	0	0	10	549116	TENNESSEE
29330		COTTAGE GROVE SECT, KY	0	0	17	0	0	17	MLEBP	KENTUCKY
29350	15	MADISONVILLE, KY COMP	35,329	388	0	0	0	35,717	549134	KENTUCKY
29380	17	SLAUGHTERS, KY COMP	0	0	0	0	0	0	NO METER	
29400	130	CELESTINE SECT KY	0	0	0	0	0	0	549152	KENTUCKY
29410	14	CELESTINE, IN COMPR ST	18,579	14	0	0	0	18,593	549152	INDIANA
29440	16	SHELBYVILLE, IN COMPR	67,427	1,476	0	0	0	68,903	549170	INDIANA
29460	20	SULPHUR SPRINGS, IN C	0	0	0	0	0	0	549190	INDIANA
29470	19	PORTLAND, IN COMPR ST	59,718	851	0	0	0	60,569	549194	INDIANA
32350	35	GAGEBY, TX FIELD COMP	0	0	0	0	0	0	549254	TEXAS
32400	34	EG HILL, TX COMPR STA	61,079	0	0	0	0	61,079	540011	TEXAS
32400	34	E G HILL ENGINE #4	35	0	0	0	0	35	540098	TEXAS
32500		ELK CITY SECT, OK	0	0	0	0	0	0	540017	OKLAHOMA
32550	33	CUSTER, OK FIELD COMP	21,442	525	0	0	0	21,967	540063	OKLAHOMA
32560	59	TRANSOK OK FC/CUSTER	2,039	10	0	0	0	2,049	540061	OKLAHOMA
32600	36	MOORELAND, OK COMPR	24,736	206	0	0	0	24,942	549270	OKLAHOMA
32700	40	MEADE KS CS	28,858	22	0	0	0	28,880	549278	KANSAS
33300	39	GREENSBURG, KS STA	44,038	0	0	0	0	44,038	549296	KANSAS
33310	38	BUTTERMILK, KS STA	0	0	0	0	0	0	549274	KANSAS
33350	37	ALDEN, KS COMPR STA/S	44,365	0	0	0	0	44,365	549314	KANSAS
33400	1	ENTERPRISE, KS COMPR -	48,540	0	0	0	0	48,540	549334	KANSAS
33400	1	ENTERPRISE, KS COMPR - eng #9 only	combined	0	0	0	0	0	549334	KANSAS
33450	46	HAVENSVILLE, KS COMPR	50,146	105	0	0	0	50,251	549358	KANSAS
33470	156	HAVENSVILLE SECT MO	0	0	0	0	0	0		MISSOURI
33500	48	MAITLAND, MO COMPR ST	60,082	0	0	0	0	60,082	549364	MISSOURI
33540	155	LINEVILLE SECT MO	0	0	0	0	0	0	549382	MISSOURI
33550	47	LINEVILLE, IA COMPR STA	53,975	71	0	0	0	54,046	549382	IOWA
33600	49	BIRMINGHAM, IA COMPR	59,548	217	0	0	0	59,765	549402	IOWA
36200	51	NEW WINDSOR, IL COMPR	47,195	88	0	0	0	47,283	549420	ILLINOIS
36210	52	SANDWICH, IL COMPR ST	42,491	725	0	12	0	43,228	549438	ILLINOIS
36220	27	ST JOHN, IN COMPR STA/	60,803	1,854	2,027	0	0	64,684	549512	INDIANA
36230	25	BRIDGMAN, MI COMPR ST	88,716	112	0	0	0	88,828	549526	MICHIGAN
36240	166	BRIDGMAN AREA MNTNC	0	0	0	0	0	0		MICHIGAN
36240	24	HAMILTON, MI COMP ST	131,212	290	0	0	0	131,502	549550	MICHIGAN
36250	50	JOLIET, IL COMPR STA	14,615	230	0	0	0	14,845	549508	ILLINOIS
36300	26	LAGRANGE, IN COMPR ST	97	5	0	0	0	102	549544	INDIANA
36310	18	DEFIANCE, OH COMPR ST	70,740	742	0	0	0	71,482	549212	OHIO
36620	133	ST. JOHN SECT, IL	0	0	0	0	0	0		ILLINOIS
36640	151	ST. JOHN SECT, MI	N/A	0	0	0	0	0		MICHIGAN
36700	135	LAGRANGE SECT, MI	0	0	0	0	0	0	549544	MICHIGAN
36740		DEFIANCE, MI	0	0	0	0	0	0	549212	OHIO
38200	53	WOODSTOCK, IL COMPR	6,604	270	422	1,953	0	9,249	549448	ILLINOIS
38220	45	KEWASKUM, WI COMPR S	5,522	0	0	0	0	5,522	549496	WISCONSIN
38230	44	JANESVILLE, WI COMPR S	82	0	0	0	0	82	549472	WISCONSIN
38240	41	MARSHFIELD, WI COMPR	1,908	54	0	0	0	1,962	549476	WISCONSIN
38260	43	WEYAUWEGA, WI COMPR	7	91	0	0	0	98	549488	WISCONSIN
38270	42	MOUNTAIN, WI COMPR ST	0	3	0	0	0	3	549492	WISCONSIN
38600	118	EDEN SECT, WI	0	0	0	0	0	0	540015	WISCONSIN
38610	111	STEVENS POINT SECT, W	0	0	0	0	0	0	540059	WISCONSIN
38630		SPRING PRAIRIE SECT, W	0	0	0	0	0	0	540057	WISCONSIN
38640	129	BONDUEL SECT, WI	0	0	0	0	2	2	540005	WISCONSIN
38203	60	GOODMAN COMPRESSOR STATION	0	3	0	0	0	3	540102	WISCONSIN
28800	128	VERMILLION 397 OTHER	0	0	0	0	0	0	530192	OFFSHORE
28400		DENBURY/DELHI	0	0	0	1,008	0	1,008	580004	LOUISIANA
		Subtotal - Non-Storage	1,301,019	9,227	2,532	3,312	2	1,316,092		
									176,096	
									1,492,188	

Total Storage Fuel
 Total Fuel Burned

AUGUST 2013 REPORT - Amended 11-03-13

ANR PIPELINE COMPANY
 USE OF GAS DETAIL - STORAGE
 VOLUMES IN MSCF AT 14.73 PSIA
 SEAGULL, COMET, CMS DATA

PSID	NEW	LOCATION	INITIAL	30	31,32,33,34,35	37	36	38	41,42,43	44	45	46	39	MCF		STATE
			FUEL	STATION	OPERA	MAINT	GAS	WELLS	EXTRACT	FARMS	WELL	CNG	VOLUME	CMS		
	PSID		819	818	817	833	821	816	824	826	832	841	TOTAL	#		
42200	28	WOOLFOLK, MI COMP	51,774	416	0	0	0	0	0	0	0	0	52,190	549576	MICHIGAN	
42210	142	LOREED, MI COMP ST	3,510	3	0	0	0	0	0	0	0	0	3,513	540021	MICHIGAN	
42260	30	LINCOLN, MI COMP ST	42,966	4	0	0	0	0	0	0	0	0	42,970	549592	MICHIGAN	
42310	22	CHESTER, MI COMP	15,269	0	0	0	0	0	0	0	0	0	15,269	540051	MICHIGAN	
42600	122	AUSTIN, MI SF	0	0	0	0	0	2,646	0	3	0	0	2,649	540003	MICHIGAN	
42722	32	WINFIELD, MI COMP	0	0	0	0	0	0	0	0	0	0	0	549570	MICHIGAN	
42723	29	GOODWELL, MI COMP	0	1	0	0	0	0	0	0	0	0	1	549650	MICHIGAN	
42729	31	MUTTONVILLE, MI FL	4,740	104	0	0	0	0	0	0	0	0	4,844	549588	MICHIGAN	
42732	21	CHARLTON, MI FLF	13,283	1,156	0	0	0	0	0	0	0	0	14,439	GAYBP	MICHIGAN	
42761	138	WINFIELD, MI SF	0	0	0	0	0	1,369	0	61	0	0	1,430	549572	MICHIGAN	
42763	137	GOODWELL, MI SF	0	0	0	0	0	2,606	0	64	0	0	2,670	549654	MICHIGAN	
42767	125	CHESTER, MI SF	0	164	0	0	0	3,207	0	0	0	0	3,371	540055	MICHIGAN	
42768	124	CHARLTON, MI SF	0	0	0	0	0	4,588	0	0	0	0	4,588	549625	MICHIGAN	
42774	141	LINCOLN, MI SF	0	0	0	0	0	3,913	0	11	0	0	3,924	549594	MICHIGAN	
42778	140	FREEMAN, MI SF	0	0	0	0	0	1,995	0	40	0	0	2,035	540019	MICHIGAN	
42783	143	MUTTONVILLE, MI SF	0	0	0	0	0	1,340	0	0	0	0	1,340	549590	MICHIGAN	
42786	142	LOREED, MI SF	0	0	0	0	0	13,966	0	72	0	0	14,038	540023	MICHIGAN	
42787	144	REED CITY, MI SF	0	0	0	660	0	3,404	0	82	0	0	4,146	549634	MICHIGAN	
42860	122	AUSTIN, MI SF	0	0	0	0	0	0	0	0	0	0	0	540001	MICHIGAN	
42861	138	WINFIELD, MI SF	0	0	0	0	0	0	0	0	0	0	0	549574	MICHIGAN	
42863	137	GOODWELL, MI SF	0	0	0	0	0	0	0	0	350	0	350	549652	MICHIGAN	
42867		CHESTER, MI SF	0	0	0	0	0	0	0	0	0	0	0	540053	MICHIGAN	
42868	124	CHARLTON, MI SF	0	0	0	0	0	0	0	0	0	0	0	549624	MICHIGAN	
42874	141	LINCOLN, MI SF	0	0	0	0	0	0	0	0	0	0	0	549596	MICHIGAN	
42878	140	FREEMAN, MI SF	0	0	0	0	0	0	0	0	0	0	0	MLWBP	MICHIGAN	
42883	143	MUTTONVILLE, MI SF	0	0	0	0	0	0	0	0	0	0	0	549590	MICHIGAN	
42886	142	LOREED, MI SF	0	0	0	0	0	0	0	0	0	0	0	540025	MICHIGAN	
42887	144	REED CITY, MI SF	0	0	0	0	0	0	0	0	0	0	0	549632	MICHIGAN	
42900	75	COLD SPRINGS 1 SF	0	158	0	0	0	2,171	0	0	0	0	2,329	530200	MICHIGAN	
		Subtotal - Storage	131,542	2,006	0	660	0	41,205	0	333	350	0	176,096			

1-Sep-2013
ANR PIPELINE COMPANY
USE OF GAS DETAIL - NON STORAGE
VOLUMES IN MSCF AT 14.73 PSIA
SEAGULL, COMET, CMS DATA

NEW	Amended 03-27-14	10	11,12,13,14,15	17	16	18,19	MCF	CMS	
PSID	PSID	LOCATION	FUEL	OTHER	PL O	PL M	DEHY	VOLUME	#
			854	854	856	863	859	TOTAL	
27070	154	OFFSHORE-LATERAL LINES	0	0	0	0	0	0	WC167BP OFFSHORE
27100	153	OFFSHORE - WEST CAM	0	0	0	0	0	0	WC167BP OFFSHORE
27090	154	OFFSHORE	0	0	0	0	0	0	SEBP OFFSHORE
27310	119	GRAND CHENIER, LA COM	0	0	0	0	0	0	549023 LOUISIANA
27320	5	LAKE ARTHUR, LA COMP	0	0	0	0	0	0	549026 LOUISIANA
27330	4	GRAND CHENIER, LA COM	0	0	0	0	0	0	549022 LOUISIANA
27340	121	OFFSHORE GR CHENIER	0	0	0	0	0	0	549025 OFFSHORE
27350	120	GR CHENIER-ANR LATERAL	0	0	0	0	0	0	549024 LOUISIANA
28200	6	EI 188 (BLOCK 188 COMPR STA E)	0	0	0	0	0	0	549002 OFFSHORE
28210	2	PATTERSON, LA COMPR	35,964	0	0	0	0	35,964	549006 LOUISIANA
28210	3	PATTERSON, LA COMPR	0	0	0	0	0	0	SEBP LOUISIANA
28230	7	EUNICE, LA COMPR STA	0	38	0	0	0	38	549018 LOUISIANA
28300	8	JENA, LA COMPR STA	0	8	0	0	0	8	549030 LOUISIANA
28400	9	DELHI, LA COMPR STA	0	77	0	0	0	77	549046 LOUISIANA
28600	145	EUNICE SECT, LA ONSHORE	0	0	0	0	0	0	549021 LOUISIANA
28610	145	EUNICE SECT, LA ONSHORE	0	0	0	0	0	0	549020 LOUISIANA
28700	113	PATTERSON SECT, LA O	0	0	0	0	0	0	540041 LOUISIANA
28800	112	PATTERSON SECT, LA O	0	0	0	0	0	0	540047 OFFSHORE
28820	152	PATTERSON SECT, LA EUG	0	0	0	0	0	0	540043 OFFSHORE
28900	134	JENA SECT, LA (TRANS)	0	0	0	0	0	0	MLEBP LOUISIANA
29220	146	GREENVILLE SECT, AR	0	0	0	0	0	0	549066 ARKANSAS
29230	11	GREENVILLE, MS COMPR	0	37	0	0	0	37	549064 MISSISSIPPI
29230	11	GREENVILLE, MS BLDG A	0	0	0	0	0	0	540074 MISSISSIPPI
29230	11	GREENVILLE, MS BLDG B	0	0	0	0	0	0	540075 MISSISSIPPI
29230	11	GREENVILLE VGR FUEL	0	0	0	0	0	0	540076 MISSISSIPPI
29260	10	SARDIS, MS COMPR STA	0	175	0	0	0	175	549082 MISSISSIPPI
29260	10	SARDIS MASTER FUEL BLDG A	47,174	0	0	0	0	47,174	540071 MISSISSIPPI
29260	10	SARDIS DOM FUEL	0	0	0	0	0	0	540072 MISSISSIPPI
29290	12	BROWNSVILLE MASTER FUEL	37,171	0	0	0	0	37,171	540064 TENNESSEE
29290	12	BROWNSVILLE, TN COMPR	0	50	0	0	0	50	549098 TENNESSEE
29320	13	COTTAGE GROVE EFM C-1	36,123	0	0	0	0	36,123	540066 TENNESSEE
29320	13	COTTAGE GROVE EFM C-2	0	0	0	0	0	0	540067 TENNESSEE
29320	13	COTTAGE GROVE, TN STA	0	2	0	0	0	2	549116 TENNESSEE
29330		COTTAGE GROVE SECT, KY	0	0	0	0	0	0	MLEBP KENTUCKY
29350	15	MADISONVILLE, KY COMP	41,815	6	0	0	0	41,821	549134 KENTUCKY
29380	17	SLAUGHTERS, KY COMP	0	0	0	0	0	0	NO METER
29400	130	CELESTINE SECT KY	0	0	0	0	0	0	549152 KENTUCKY
29410	14	CELESTINE, IN COMPR ST	31,762	55	0	0	0	31,817	549152 INDIANA
29440	16	SHELBYVILLE, IN COMPR	23,406	2,653	0	0	0	26,059	549170 INDIANA
29460	20	SULPHUR SPRINGS, IN C	268	36	0	0	0	304	549190 INDIANA
29470	19	PORTLAND, IN COMPR ST	69,506	2,367	0	0	0	71,873	549194 INDIANA
32350	35	GAGEBY, TX FIELD COMP	0	0	0	0	0	0	549254 TEXAS
32400	34	EG HILL, TX COMPR STA	52,016	6	0	0	0	52,022	540011 TEXAS
32400	34	E G HILL ENGINE #4	3,427	0	0	0	0	3,427	540098 TEXAS
32500		ELK CITY SECT, OK	0	0	0	0	0	0	540017 OKLAHOMA
32550	33	CUSTER, OK FIELD COMP	16,667	603	0	0	0	17,270	540063 OKLAHOMA
32560	59	TRANSOK OK FC/CUSTER	2,883	15	0	0	0	2,898	540061 OKLAHOMA
32600	36	MOORELAND, OK COMPR	38,773	190	0	0	0	38,963	549270 OKLAHOMA
32700	40	MEADE KS CS	28,011	16	0	0	0	28,027	549278 KANSAS
33300	39	GREENSBURG, KS STA	45,629	0	0	0	0	45,629	549296 KANSAS
33310	38	BUTTERMILK, KS STA	54	0	0	0	0	54	549274 KANSAS
33350	37	ALDEN, KS COMPR STA/S	44,754	0	0	0	0	44,754	549314 KANSAS
33400	1	ENTERPRISE, KS COMPR -	44,706	0	0	0	0	44,706	549334 KANSAS
33400	1	ENTERPRISE, KS COMPR - eng #9 only	combined	0	0	0	0	0	549334 KANSAS
33450	46	HAVENSVILLE, KS COMPR	34,546	105	0	0	0	34,651	549358 KANSAS
33470	156	HAVENSVILLE SECT MO	0	0	0	0	0	0	MISSOURI
33500	48	MAITLAND, MO COMPR ST	59,076	0	0	0	0	59,076	549364 MISSOURI
33540	155	LINEVILLE SECT MO	0	0	0	0	0	0	549382 MISSOURI
33550	47	LINEVILLE, IA COMPR STA	50,654	40	0	28	0	50,722	549382 IOWA
33600	49	BIRMINGHAM, IA COMPR	52,759	166	0	0	0	52,925	549402 IOWA
36200	51	NEW WINDSOR, IL COMPR	46,217	14	0	0	0	46,231	549420 ILLINOIS
36210	52	SANDWICH, IL COMPR ST	45,698	216	0	0	0	45,914	549438 ILLINOIS
36220	27	ST JOHN, IN COMPR STA/	63,479	1,263	1,444	967	0	67,153	549512 INDIANA
36230	25	BRIDGMAN, MI COMPR ST	94,653	363	0	0	0	95,016	549526 MICHIGAN
	166	BRIDGMAN AREA MNTNC	0	0	0	0	0	0	MICHIGAN
36240	24	HAMILTON, MI COMP ST	141,338	600	0	948	0	142,886	549550 MICHIGAN
36250	50	JOLIET, IL COMPR STA	6,355	58	0	0	0	6,413	549508 ILLINOIS
36300	26	LAGRANGE, IN COMPR ST	0	8	0	0	0	8	549544 INDIANA
36310	18	DEFIANCE, OH COMPR ST	78,952	964	0	0	0	79,916	549212 OHIO
36620	133	ST. JOHN SECT, IL	0	0	0	0	0	0	ILLINOIS
36640	151	ST. JOHN SECT, MI	N/A	0	0	0	0	0	MICHIGAN
36700	135	LAGRANGE SECT, MI	0	0	0	15,701	0	15,701	549544 MICHIGAN
36740		DEFIANCE, MI	0	0	0	0	0	0	549212 OHIO
38200	53	WOODSTOCK, IL COMPR	4,295	231	0	0	0	4,526	549448 ILLINOIS
38220	45	KEWASKUM, WI COMPR S	258	0	0	0	0	258	549496 WISCONSIN
38230	44	JANESVILLE, WI COMPR S	0	1	0	0	0	1	549472 WISCONSIN
38240	41	MARSHFIELD, WI COMPR	4,578	85	0	0	0	4,663	549476 WISCONSIN
38260	43	WEYAUWEGA, WI COMPR	0	14	0	0	0	14	549488 WISCONSIN
38270	42	MOUNTAIN, WI COMPR ST	0	4	0	0	0	4	549492 WISCONSIN
38600	118	EDEN SECT, WI	0	0	0	0	27	27	540015 WISCONSIN
38610	111	STEVENS POINT SECT, W	0	0	0	0	0	0	540059 WISCONSIN
38630		SPRING PRAIRIE SECT, W	0	0	0	0	0	0	540057 WISCONSIN
38640	129	BONDUEL SECT, WI	0	0	0	0	7	7	540005 WISCONSIN
38203	60	GOODMAN COMPRESSOR STATION	0	2	0	0	0	2	540102 WISCONSIN
28800	128	VERMILLION 397 OTHER	0	0	0	0	0	0	530192 OFFSHORE
		Subtotal - Non-Storage	1,282,967	10,468	1,444	17,644	34	1,312,557	
								177,779	
								1,490,336	

Total Storage Fuel 177,779
Total Fuel Burned 1,490,336

**REVISED
AUGUST 2013**

AUGUST 2013 REPORT
ANR PIPELINE COMPANY
USE OF GAS DETAIL - NON STORAGE
VOLUMES IN MSCF AT 14.73 PSIA
SEAGULL, COMET, CMS DATA

NEW	Amended 01/14/2014		10	11,12,13,14,15	17	16	18,19	MCF	CMS	
PSID	PSID	LOCATION	FUEL	OTHER	PL O	PL M	DEHY	VOLUME	#	
					856	863	859	TOTAL		
27070	154	OFFSHORE-LATERAL LINES	0	0	0	0	0	0	WC167BP	OFFSHORE
27100	153	OFFSHORE - WEST CAM	0	0	0	0	0	0	WC167BP	OFFSHORE
27090	154	OFFSHORE-	0	0	0	0	0	0	SEBP	OFFSHORE
27310	119	GRAND CHENIER, LA COM	0	0	0	0	0	0	549023	LOUISIANA
27320	5	LAKE ARTHUR, LA COMP	0	0	0	0	0	0	549026	LOUISIANA
27330	4	GRAND CHENIER, LA COM	0	11	0	0	0	11	549022	LOUISIANA
27340	121	OFFSHORE GR CHENIER	0	0	0	0	0	0	549025	OFFSHORE
27350	120	GR CHENIER-ANR LATERAL	0	0	0	0	0	0	549024	LOUISIANA
28200	6	EI 188 (BLOCK 188 COMPR STA E)	0	0	0	0	0	0	549002	OFFSHORE
28210	2	PATTERSON, LA COMPR	40,517	0	0	0	0	40,517	549006	LOUISIANA
28210	3	PATTERSON, LA COMPR	0	12	0	0	0	12	SEBP	LOUISIANA
28230	7	EUNICE, LA COMPR STA	0	34	0	0	0	34	549018	LOUISIANA
28300	8	JENA, LA COMPR STA	0	0	0	0	0	0	549030	LOUISIANA
28400	9	DELHI, LA COMPR STA	0	0	0	0	0	0	549046	LOUISIANA
28600	145	EUNICE SECT, LA ONSHORE	0	0	0	0	0	0	549021	LOUISIANA
28610	145	EUNICE SECT, LA ONSHORE	0	0	0	0	0	0	549020	LOUISIANA
28700	113	PATTERSON SECT, LA O	0	0	66	0	0	66	540041	LOUISIANA
28800	112	PATTERSON SECT, LA O	0	0	0	0	0	0	540047	OFFSHORE
28820	152	PATTERSON SECT, LA EUG	0	0	0	0	0	0	540043	OFFSHORE
28900	134	JENA SECT, LA (TRANS)	0	0	0	0	0	0	MLEBP	LOUISIANA
29220	146	GREENVILLE SECT, AR	0	0	0	0	0	0	549066	ARKANSAS
29230	11	GREENVILLE, MS COMPR	0	9	0	113	0	122	549064	MISSISSIPPI
29230	11	GREENVILLE, MS BLDG A	1	0	0	0	0	1	540074	MISSISSIPPI
29230	11	GREENVILLE, MS BLDG B	0	0	0	0	0	0	540075	MISSISSIPPI
29230	11	GREENVILLE VGR FUEL	0	0	0	0	0	0	540076	MISSISSIPPI
29260	10	SARDIS, MS COMPR STA	0	763	0	0	0	763	549082	MISSISSIPPI
29260	10	SARDIS MASTER FUEL BLDG A	11,883	0	0	0	0	11,883	540071	MISSISSIPPI
29260	10	SARDIS DOM FUEL	0	0	0	0	0	0	540072	MISSISSIPPI
29290	12	BROWNSVILLE MASTER FUEL	74,576	0	0	0	0	74,576	540064	TENNESSEE
29290	12	BROWNSVILLE, TN COMPR	0	36	0	226	0	262	549098	TENNESSEE
29320	13	COTTAGE GROVE EFM C-1	24,114	0	0	0	0	24,114	540066	TENNESSEE
29320	13	COTTAGE GROVE EFM C-2	0	0	0	0	0	0	540067	TENNESSEE
29320	13	COTTAGE GROVE, TN STA	0	10	0	0	0	10	549116	TENNESSEE
29330		COTTAGE GROVE SECT, KY	0	0	17	0	0	17	MLEBP	KENTUCKY
29350	15	MADISONVILLE, KY COMP	35,329	388	0	0	0	35,717	549134	KENTUCKY
29380	17	SLAUGHTERS, KY COMP	0	0	0	0	0	0	NO METER	
29400	130	CELESTINE SECT KY	0	0	0	0	0	0	549152	KENTUCKY
29410	14	CELESTINE, IN COMPR ST	18,579	14	0	0	0	18,593	549152	INDIANA
29440	16	SHELBYVILLE, IN COMPR	67,427	1,476	0	0	0	68,903	549170	INDIANA
29460	20	SULPHUR SPRINGS, IN C	0	0	0	0	0	0	549190	INDIANA
29470	19	PORTLAND, IN COMPR ST	59,718	851	0	0	0	60,569	549194	INDIANA
32350	35	GAGEBY, TX FIELD COMP	0	0	0	0	0	0	549254	TEXAS
32400	34	EG HILL, TX COMPR STA	61,079	7	0	0	0	61,086	540011	TEXAS
32400	34	E G HILL ENGINE #4	35	0	0	0	0	35	540098	TEXAS
32500		ELK CITY SECT, OK	0	0	0	0	0	0	540017	OKLAHOMA
32550	33	CUSTER, OK FIELD COMP	21,442	525	0	0	0	21,967	540063	OKLAHOMA
32560	59	TRANSOK OK FC/CUSTER	2,039	10	0	0	0	2,049	540061	OKLAHOMA
32600	36	MOORELAND, OK COMPR	24,736	206	0	0	0	24,942	549270	OKLAHOMA
32700	40	MEADE KS CS	28,858	22	0	0	0	28,880	549278	KANSAS
33300	39	GREENSBURG, KS STA	44,038	0	0	0	0	44,038	549296	KANSAS
33310	38	BUTTERMILK, KS STA	0	0	0	0	0	0	549274	KANSAS
33350	37	ALDEN, KS COMPR STA/S	44,365	0	0	0	0	44,365	549314	KANSAS
33400	1	ENTERPRISE, KS COMPR -	48,540	0	0	0	0	48,540	549334	KANSAS
33400	1	ENTERPRISE, KS COMPR - eng #9 only	combined	0	0	0	0	0	549334	KANSAS
33450	46	HAVENSVILLE, KS COMPR	50,146	105	0	0	0	50,251	549358	KANSAS
33470	156	HAVENSVILLE SECT MO	0	0	0	0	0	0		MISSOURI
33500	48	MAITLAND, MO COMPR ST	60,082	0	0	0	0	60,082	549364	MISSOURI
33540	155	LINEVILLE SECT MO	0	0	0	0	0	0	549382	MISSOURI
33550	47	LINEVILLE, IA COMPR STA	53,975	71	0	0	0	54,046	549382	IOWA
33600	49	BIRMINGHAM, IA COMPR	59,548	217	0	0	0	59,765	549402	IOWA
36200	51	NEW WINDSOR, IL COMPR	47,195	88	0	0	0	47,283	549420	ILLINOIS
36210	52	SANDWICH, IL COMPR ST	42,491	725	0	12	0	43,228	549438	ILLINOIS
36220	27	ST JOHN, IN COMPR STA/	60,803	1,864	2,027	0	0	64,694	549512	INDIANA
36230	25	BRIDGMAN, MI COMPR ST	88,716	112	0	0	0	88,828	549526	MICHIGAN
36240	24	HAMILTON, MI COMP ST	131,212	290	0	0	0	131,502	549550	MICHIGAN
36250	50	JOLIET, IL COMPR STA	14,615	230	0	0	0	14,845	549508	ILLINOIS
36300	26	LAGRANGE, IN COMPR ST	97	5	0	0	0	102	549544	INDIANA
36310	18	DEFIANCE, OH COMPR ST	70,740	742	0	0	0	71,482	549212	OHIO
36620	133	ST. JOHN SECT, IL	0	0	0	0	0	0		ILLINOIS
36640	151	ST. JOHN SECT, MI	N/A	0	0	0	0	0		MICHIGAN
36700	135	LAGRANGE SECT. MI	0	0	0	0	0	0	549544	MICHIGAN
36740		DEFIANCE, MI	0	0	0	0	0	0	549212	OHIO
38200	53	WOODSTOCK, IL COMPR	6,604	270	422	1,953	0	9,249	549448	ILLINOIS
38220	45	KEWASKUM, WI COMPR S	5,522	0	0	0	0	5,522	549496	WISCONSIN
38230	44	JANESVILLE, WI COMPR S	82	0	0	0	0	82	549472	WISCONSIN
38240	41	MARSHFIELD, WI COMPR	1,908	54	0	0	0	1,962	549476	WISCONSIN
38260	43	WEYAUWEGA, WI COMPR	7	91	0	0	0	98	549488	WISCONSIN
38270	42	MOUNTAIN, WI COMPR ST	0	3	0	0	0	3	549492	WISCONSIN
38600	118	EDEN SECT, WI	0	0	0	0	8	8	540015	WISCONSIN
38610	111	STEVENS POINT SECT, W	0	0	0	0	0	0	540059	WISCONSIN
38630		SPRING PRAIRIE SECT, W	0	0	0	0	0	0	540057	WISCONSIN
38640	129	BONDUEL SECT, WI	0	0	0	0	2	2	540005	WISCONSIN
38203	60	GOODMAN COMPRESSOR STATION	0	3	0	0	0	3	540102	WISCONSIN
28800	128	VERMILLION 397 OTHER	0	0	0	0	0	0	530192	OFFSHORE
		Subtotal - Non-Storage	1,301,019	9,244	2,532	2,304	10	1,315,109		
									203,417	Total Storage Fuel
									1,518,526	Total Fuel Burned

AUGUST 2013 REPORT
ANR PIPELINE COMPANY
USE OF GAS DETAIL - STORAGE
VOLUMES IN MSCF AT 14.73 PSIA
SEAGULL, COMET, CMS DATA

Amended 01/14/2014

PSID	NEW PSID	LOCATION	30	31,32,33,34,35	37	36	38	41,42,43	44	45	46	39	MCF		STATE
			FUEL	STATION	OPERA	MAINT	GAS	WELLS	EXTRACT	FARMS	WELL	CNG	VOLUME	CMS	
			819	818	817	833	821	816	824	826	832	841	TOTAL	#	
42200	28	WOOLFOLK, MI COMP	79,095	416	0	0	0	0	0	0	0	0	79,511	549576	MICHIGAN
42210	142	LOREED, MI COMP ST	3,510	3	0	0	0	0	0	0	0	0	3,513	540021	MICHIGAN
42260	30	LINCOLN, MI COMP ST	42,966	4	0	0	0	0	0	0	0	0	42,970	549592	MICHIGAN
42310	22	CHESTER, MI COMP	15,269	0	0	0	0	0	0	0	0	0	15,269	540051	MICHIGAN
42600	122	AUSTIN, MI SF	0	0	0	0	0	2,646	0	3	0	0	2,649	540003	MICHIGAN
42722	32	WINFIELD, MI COMP	0	0	0	0	0	0	0	0	0	0	0	549570	MICHIGAN
42723	29	GOODWELL, MI COMP	0	1	0	0	0	0	0	0	0	0	1	549650	MICHIGAN
42729	31	MUTTONVILLE, MI FL	4,740	104	0	0	0	0	0	0	0	0	4,844	549588	MICHIGAN
42732	21	CHARLTON, MI FLF	13,283	1,156	0	0	0	0	0	0	0	0	14,439	GAYBP	MICHIGAN
42761	138	WINFIELD, MI SF	0	0	0	0	0	1,369	0	61	0	0	1,430	549572	MICHIGAN
42763	137	GOODWELL, MI SF	0	0	0	0	0	2,606	0	64	0	0	2,670	549654	MICHIGAN
42767	125	CHESTER, MI SF	0	164	0	0	0	3,207	0	0	0	0	3,371	540055	MICHIGAN
42768	124	CHARLTON, MI SF	0	0	0	0	0	4,588	0	0	0	0	4,588	549625	MICHIGAN
42774	141	LINCOLN, MI SF	0	0	0	0	0	3,913	0	11	0	0	3,924	549594	MICHIGAN
42778	140	FREEMAN, MI SF	0	0	0	0	0	1,995	0	40	0	0	2,035	540019	MICHIGAN
42783	143	MUTTONVILLE, MI SF	0	0	0	0	0	1,340	0	0	0	0	1,340	549590	MICHIGAN
42786	142	LOREED, MI SF	0	0	0	0	0	13,966	0	72	0	0	14,038	540023	MICHIGAN
42787	144	REED CITY, MI SF	0	0	0	660	0	3,404	0	82	0	0	4,146	549634	MICHIGAN
42860	122	AUSTIN, MI SF	0	0	0	0	0	0	0	0	0	0	0	540001	MICHIGAN
42861	138	WINFIELD, MI SF	0	0	0	0	0	0	0	0	0	0	0	549574	MICHIGAN
42863	137	GOODWELL, MI SF	0	0	0	0	0	0	0	0	350	0	350	549652	MICHIGAN
42867		CHESTER, MI SF	0	0	0	0	0	0	0	0	0	0	0	540053	MICHIGAN
42868	124	CHARLTON, MI SF	0	0	0	0	0	0	0	0	0	0	0	549624	MICHIGAN
42874	141	LINCOLN, MI SF	0	0	0	0	0	0	0	0	0	0	0	549596	MICHIGAN
42878	140	FREEMAN, MI SF	0	0	0	0	0	0	0	0	0	0	0	MLWBP	MICHIGAN
42883	143	MUTTONVILLE, MI SF	0	0	0	0	0	0	0	0	0	0	0	549590	MICHIGAN
42886	142	LOREED, MI SF	0	0	0	0	0	0	0	0	0	0	0	540025	MICHIGAN
42887	144	REED CITY, MI SF	0	0	0	0	0	0	0	0	0	0	0	549632	MICHIGAN
42900	75	COLD SPRINGS 1 SF	0	158	0	0	0	2,171	0	0	0	0	2,329	530200	MICHIGAN
		Subtotal - Storage	158,863	2,006	0	660	0	41,205	0	333	350	0	203,417		

September 2013

September-13
 ANR PIPELINE COMPANY
 USE OF GAS DETAIL - STORAGE
 VOLUMES IN MSCF AT 14.73 PSIA
 SEAGULL, COMET, CMS DATA

Amended 01/14/14

PSID	NEW	LOCATION	FUEL	STATION	OPERA	MAINT	GAS							MCF		STATE
	PSID			OTHER	PL	PLT	DEHY	WELLS	EXTRACT	FARMS	MNTNC	CNG	VOLUME	CMS		
			819	818	817	833	821	816	824	826	832	841	TOTAL	#		
42200	28	WOOLFOLK, MI COMP	68,045	413	0	1	0	0	0	0	0	0	68,459	549576	MICHIGAN	
42210	142	LOREED, MI COMP ST	14,540	70	0	0	0	0	0	0	0	0	14,610	540021	MICHIGAN	
42260	30	LINCOLN, MI COMP ST	25,068	104	0	0	0	0	0	0	0	0	25,172	549592	MICHIGAN	
42310	22	CHESTER, MI COMP	3,794	0	0	0	0	0	0	0	0	0	3,794	540051	MICHIGAN	
42600	122	AUSTIN, MI SF	0	0	0	0	0	3,335	0	2	0	0	3,337	540003	MICHIGAN	
42722	32	WINFIELD, MI COMP	0	0	0	0	0	0	0	0	0	0	0	549570	MICHIGAN	
42723	29	GOODWELL, MI COMP	0	2	0	0	0	0	0	0	0	0	2	549650	MICHIGAN	
42729	31	MUTTONVILLE, MI FL	1,606	34	0	0	0	0	0	0	0	0	1,640	549588	MICHIGAN	
42732	21	CHARLTON, MI FLF	11,348	777	0	0	0	0	0	0	0	0	12,125	GAYBP	MICHIGAN	
42761	138	WINFIELD, MI SF	0	0	0	0	0	1,354	0	36	0	0	1,390	549572	MICHIGAN	
42763	137	GOODWELL, MI SF	0	0	0	0	0	3,149	0	99	0	0	3,248	549654	MICHIGAN	
42767	125	CHESTER, MI SF	0	111	0	0	0	3,227	0	0	0	0	3,338	540055	MICHIGAN	
42768	124	CHARLTON, MI SF	0	0	0	0	0	4,781	0	0	0	0	4,781	549625	MICHIGAN	
42774	141	LINCOLN, MI SF	0	0	0	0	0	4,183	0	8	0	0	4,191	549594	MICHIGAN	
42778	140	FREEMAN, MI SF	0	0	0	0	0	2,105	0	104	0	0	2,209	540019	MICHIGAN	
42783	143	MUTTONVILLE, MI SF	0	0	0	0	0	1,369	0	0	0	0	1,369	549590	MICHIGAN	
42786	142	LOREED, MI SF	0	0	0	0	0	15,381	0	76	0	0	15,457	540023	MICHIGAN	
42787	144	REED CITY, MI SF	0	0	0	0	0	3,640	0	135	0	0	3,775	549634	MICHIGAN	
42860	122	AUSTIN, MI SF	0	0	0	0	0	0	0	0	796	0	796	540001	MICHIGAN	
42861	138	WINFIELD, MI SF	0	0	0	0	0	0	0	0	0	0	0	549574	MICHIGAN	
42863	137	GOODWELL, MI SF	0	0	0	0	0	0	0	0	515	0	515	549652	MICHIGAN	
42867		CHESTER, MI SF	0	0	0	0	0	0	0	0	0	0	0	540053	MICHIGAN	
42868	124	CHARLTON, MI SF	0	0	0	0	0	0	0	0	0	0	0	549624	MICHIGAN	
42874	141	LINCOLN, MI SF	0	0	0	0	0	0	0	0	0	0	0	549596	MICHIGAN	
42878	140	FREEMAN, MI SF	0	0	0	0	0	0	0	0	0	0	0	MLWBP	MICHIGAN	
42883	143	MUTTONVILLE, MI SF	0	0	0	0	0	0	0	0	0	0	0	549590	MICHIGAN	
42886	142	LOREED, MI SF	0	0	0	0	0	0	0	0	0	0	0	540025	MICHIGAN	
42887	144	REED CITY, MI SF	0	0	0	0	0	0	0	0	0	0	0	549632	MICHIGAN	
42900	75	COLD SPRINGS 1 SF	0	0	0	0	0	2,165	0	0	0	0	2,165	530200	MICHIGAN	
		Subtotal - Storage	124,401	1,511	0	1	0	44,689	0	460	1,311	0	172,373			

1-06-2013
 ANR PIPELINE COMPANY
 USE OF GAS DETAIL - NON STORAGE
 VOLUMES IN MSCF AT 14.73 PSIA
 SEAGULL, COMET, CMS DATA

NEW	AMENDED 09/05/14	10	11,12,13,14,15	17	16	18,19	MCF			
PSID	PSID	LOCATION	FUEL	OTHER	PL O	PL M	DEHY	VOLUME	CMS	
			854	854	856	863	859	TOTAL	#	
27070	154	OFFSHORE-LATERAL LINES	0	0	0	0	0	0	WC167BP	OFFSHORE
27100	153	OFFSHORE - WEST CAM	0	0	0	0	0	0	WC167BP	OFFSHORE
27090	154	OFFSHORE-	0	0	0	0	0	0	SEBP	OFFSHORE
27310	119	GRAND CHENIER, LA COM	0	0	0	0	0	0	549023	LOUISIANA
27320	5	LAKE ARTHUR, LA COMP	0	0	0	0	0	0	549026	LOUISIANA
27330	4	GRAND CHENIER, LA COM	0	0	0	0	0	0	549022	LOUISIANA
27340	121	OFFSHORE GR CHENIER	0	0	0	0	0	0	549025	OFFSHORE
27350	120	GR CHENIER-ANR LATERAL	0	0	0	0	0	0	549024	LOUISIANA
28200	6	EI 188 (BLOCK 188 COMPR STA E)	0	0	0	0	0	0	549002	OFFSHORE
28210	2	PATTERSON, LA COMPR	37,912	0	0	0	0	37,912	549006	LOUISIANA
28210	3	PATTERSON, LA COMPR	0	110	0	0	0	110	SEBP	LOUISIANA
28230	7	EUNICE, LA COMPR STA	0	51	0	0	0	51	549018	LOUISIANA
28300	8	JENA, LA COMPR STA	0	0	0	0	0	0	549030	LOUISIANA
28400	9	DELHI, LA COMPR STA	0	1	0	0	0	1	549046	LOUISIANA
28600	145	EUNICE SECT, LA ONSHORE	0	0	0	0	0	0	549021	LOUISIANA
28610	145	EUNICE SECT, LA ONSHORE	0	0	0	0	0	0	549020	LOUISIANA
28700	113	PATTERSON SECT, LA O	0	0	0	0	0	0	540041	LOUISIANA
28800	112	PATTERSON SECT, LA O	0	0	0	0	0	0	540047	OFFSHORE
28820	152	PATTERSON SECT, LA EUG	0	0	0	0	0	0	540043	OFFSHORE
28900	134	JENA SECT, LA (TRANS)	0	0	0	0	0	0	MLEBP	LOUISIANA
29220	146	GREENVILLE SECT, AR	0	0	0	0	0	0	549066	ARKANSAS
29230	11	GREENVILLE, MS COMPR	0	134	0	0	0	134	549064	MISSISSIPPI
29230	11	GREENVILLE, MS BLDG A	14	0	0	0	0	14	540074	MISSISSIPPI
29230	11	GREENVILLE, MS BLDG B	0	0	0	0	0	0	540075	MISSISSIPPI
29230	11	GREENVILLE VGR FUEL	0	0	0	0	0	0	540076	MISSISSIPPI
29260	10	SARDIS, MS COMPR STA	0	499	0	0	0	499	549082	MISSISSIPPI
29260	10	SARDIS MASTER FUEL BLDG A	76,049	0	0	0	0	76,049	540071	MISSISSIPPI
29260	10	SARDIS DOM FUEL	0	0	0	0	0	0	540072	MISSISSIPPI
29290	12	BROWNSVILLE MASTER FUEL	21,785	0	0	0	0	21,785	540064	TENNESSEE
29290	12	BROWNSVILLE, TN COMPR	0	60	0	0	0	60	549098	TENNESSEE
29320	13	COTTAGE GROVE EFM C-1	67,445	0	0	0	0	67,445	540066	TENNESSEE
29320	13	COTTAGE GROVE EFM C-2	0	0	0	0	0	0	540067	TENNESSEE
29320	13	COTTAGE GROVE, TN STA	0	36	0	0	0	36	549116	TENNESSEE
29330		COTTAGE GROVE SECT, KY	0	0	0	0	0	0	MLEBP	KENTUCKY
29350	15	MADISONVILLE, KY COMP	23	1,304	0	0	0	1,327	549134	KENTUCKY
29380	17	SLAUGHTERS, KY COMP	0	0	0	0	0	0	NO METER	
29400	130	CELESTINE SECT KY	0	0	0	0	0	0	549152	KENTUCKY
29410	14	CELESTINE, IN COMPR ST	63,318	817	0	0	0	64,135	549152	INDIANA
29440	16	SHELBYVILLE, IN COMPR	67,318	1,204	0	0	0	68,522	549170	INDIANA
29460	20	SULPHUR SPRINGS, IN C	924	972	0	0	0	1,896	549190	INDIANA
29470	19	PORTLAND, IN COMPR ST	60,283	2,687	0	0	0	62,970	549194	INDIANA
32350	35	GAGEBY, TX FIELD COMP	0	0	0	0	0	0	549254	TEXAS
32400	34	EG HILL, TX COMPR STA	59,694	122	0	0	0	59,816	540011	TEXAS
32400	34	E G HILL ENGINE #4	5	0	0	0	0	5	540098	TEXAS
32500		ELK CITY SECT, OK	0	0	0	0	0	0	540017	OKLAHOMA
32550	33	CUSTER, OK FIELD COMP	17,606	66	0	0	0	17,672	540063	OKLAHOMA
32560	59	TRANSOK OK FC/CUSTER	2,441	0	0	0	0	2,441	540061	OKLAHOMA
32600	36	MOORELAND, OK COMPR	38,121	244	0	0	0	38,365	549270	OKLAHOMA
32700	40	MEADE KS CS	35,838	15	0	0	0	35,853	549278	KANSAS
33300	39	GREENSBURG, KS STA	52,876	0	0	0	0	52,876	549296	KANSAS
33310	38	BUTTERMILK, KS STA	2,431	0	0	0	0	2,431	549274	KANSAS
33350	37	ALDEN, KS COMPR STA/S	50,591	0	0	0	0	50,591	549314	KANSAS
33400	1	ENTERPRISE, KS COMPR	49,867	0	0	0	0	49,867	549334	KANSAS
33400	1	ENTERPRISE, KS COMPR - eng #9 only	combined	0	0	0	0	0	549334	KANSAS
33450	46	HAVENSVILLE, KS COMPR	46,782	428	0	0	0	47,210	549358	KANSAS
33470	156	HAVENSVILLE SECT MO	0	0	0	0	0	0		MISSOURI
33500	48	MAITLAND, MO COMPR ST	67,808	8	0	7,441	0	75,257	549364	MISSOURI
33540	155	LINEVILLE SECT MO	0	0	0	0	0	0	549382	MISSOURI
33550	47	LINEVILLE, IA COMPR STA	57,796	376	0	26	0	58,198	549382	IOWA
33600	49	BIRMINGHAM, IA COMPR	58,851	362	0	0	0	59,213	549402	IOWA
36200	51	NEW WINDSOR, IL COMPR	53,686	294	0	0	0	53,980	549420	ILLINOIS
36210	52	SANDWICH, IL COMPR ST	40,452	519	0	33	0	41,004	549438	ILLINOIS
36220	27	ST JOHN, IN COMPR STA/	30,999	1,775	2,148	0	0	34,922	549512	INDIANA
36230	25	BRIDGMAN, MI COMPR ST	57,341	881	0	0	0	58,222	549526	MICHIGAN
	166	BRIDGMAN AREA MNTNC	0	0	0	0	0	0		MICHIGAN
36240	24	HAMILTON, MI COMP ST	66,539	1,114	2,542	1,767	0	71,962	549550	MICHIGAN
36250	50	JOLIET, IL COMPR STA	4,908	246	0	0	0	5,154	549508	ILLINOIS
36300	26	LAGRANGE, IN COMPR ST	0	856	0	9,786	0	10,642	549544	INDIANA
36310	18	DEFIANCE, OH COMPR ST	60,883	1,516	0	0	0	62,399	549212	OHIO
36620	133	ST. JOHN SECT, IL	0	0	0	0	0	0		ILLINOIS
36640	151	ST. JOHN SECT, MI	N/A	0	0	0	0	0		MICHIGAN
36700	135	LAGRANGE SECT, MI	0	0	521	11,021	0	11,542	549544	MICHIGAN
36740		DEFIANCE, MI	0	0	0	0	0	0	549212	OHIO
38200	53	WOODSTOCK, IL COMPR	7,800	1,102	514	0	0	9,416	549448	ILLINOIS
38220	45	KEWASKUM, WI COMPR S	5,657	130	0	0	0	5,787	549496	WISCONSIN
38230	44	JANESVILLE, WI COMPR S	0	0	0	0	0	0	549472	WISCONSIN
38240	41	MARSHFIELD, WI COMPR	4,872	490	0	0	0	5,362	549476	WISCONSIN
38260	43	WEYAUWEGA, WI COMPR	0	190	0	0	0	190	549488	WISCONSIN
38270	42	MOUNTAIN, WI COMPR ST	63	874	0	0	0	937	549492	WISCONSIN
38600	118	EDEN SECT, WI	0	0	0	0	28	28	540015	WISCONSIN
38610	111	STEVENS POINT SECT, W	0	0	0	0	0	0	540059	WISCONSIN
38630		SPRING PRAIRIE SECT, W	0	0	0	0	0	0	540057	WISCONSIN
38640	129	BONDUEL SECT, WI	0	0	0	0	47	47	540005	WISCONSIN
38203	60	GOODMAN COMPRESSOR STATION	896	71	0	0	0	967	540102	WISCONSIN
28800	128	VERMILLION 397 OTHER	0	0	0	0	0	0	530192	OFFSHORE
		Subtotal - Non-Storage	1,269,874	19,554	5,725	30,074	75	1,325,302		

Total Storage Fuel 165,287
 Total Fuel Burned 1,490,589

REVISED
September 2013

September-13

ANR PIPELINE COMPANY
 USE OF GAS DETAIL - STORAGE
 VOLUMES IN MSCF AT 14.73 PSIA
 SEAGULL, COMET, CMS DATA

Amended 03-27-14

PSID	NEW PSID	LOCATION	30	31,32,33,34,35	37	36	38	41,42,43	44	45	46	39	MCF		STATE
			FUEL	STATION	OPERA	MAINT	GAS	WELLS	EXTRACT	FARMS	WELL	CNG	VOLUME	CMS	
			819	818	817	833	821	816	824	826	832	841	TOTAL	#	
42200	28	WOOLFOLK, MI COMP	68,045	413	0	1	0	0	0	0	0	0	68,459	549576	MICHIGAN
42210	142	LOREED, MI COMP ST	19,946	70	0	0	0	0	0	0	0	0	20,016	540021	MICHIGAN
42260	30	LINCOLN, MI COMP ST	25,068	104	0	0	0	0	0	0	0	0	25,172	549592	MICHIGAN
42310	22	CHESTER, MI COMP	3,794	0	0	0	0	0	0	0	0	0	3,794	540051	MICHIGAN
42600	122	AUSTIN, MI SF	0	0	0	0	0	3,335	0	2	0	0	3,337	540003	MICHIGAN
42722	32	WINFIELD, MI COMP	0	0	0	0	0	0	0	0	0	0	0	549570	MICHIGAN
42723	29	GOODWELL, MI COMP	0	2	0	0	0	0	0	0	0	0	2	549650	MICHIGAN
42729	31	MUTTONVILLE, MI FL	1,606	34	0	0	0	0	0	0	0	0	1,640	549588	MICHIGAN
42732	21	CHARLTON, MI FLF	11,348	777	0	0	0	0	0	0	0	0	12,125	GAYBP	MICHIGAN
42761	138	WINFIELD, MI SF	0	0	0	0	0	1,354	0	36	0	0	1,390	549572	MICHIGAN
42763	137	GOODWELL, MI SF	0	0	0	0	0	3,149	0	99	0	0	3,248	549654	MICHIGAN
42767	125	CHESTER, MI SF	0	111	0	0	0	3,227	0	0	0	0	3,338	540055	MICHIGAN
42768	124	CHARLTON, MI SF	0	0	0	0	0	4,781	0	0	0	0	4,781	549625	MICHIGAN
42774	141	LINCOLN, MI SF	0	0	0	0	0	4,183	0	8	0	0	4,191	549594	MICHIGAN
42778	140	FREEMAN, MI SF	0	0	0	0	0	2,105	0	104	0	0	2,209	540019	MICHIGAN
42783	143	MUTTONVILLE, MI SF	0	0	0	0	0	1,369	0	0	0	0	1,369	549590	MICHIGAN
42786	142	LOREED, MI SF	0	0	0	0	0	15,381	0	76	0	0	15,457	540023	MICHIGAN
42787	144	REED CITY, MI SF	0	0	0	0	0	3,640	0	135	0	0	3,775	549634	MICHIGAN
42860	122	AUSTIN, MI SF	0	0	0	0	0	0	0	0	796	0	796	540001	MICHIGAN
42861	138	WINFIELD, MI SF	0	0	0	0	0	0	0	0	0	0	0	549574	MICHIGAN
42863	137	GOODWELL, MI SF	0	0	0	0	0	0	0	0	515	0	515	549652	MICHIGAN
42867		CHESTER, MI SF	0	0	0	0	0	0	0	0	0	0	0	540053	MICHIGAN
42868	124	CHARLTON, MI SF	0	0	0	0	0	0	0	0	0	0	0	549624	MICHIGAN
42874	141	LINCOLN, MI SF	0	0	0	0	0	0	0	0	0	0	0	549596	MICHIGAN
42878	140	FREEMAN, MI SF	0	0	0	0	0	0	0	0	0	0	0	MLWBP	MICHIGAN
42883	143	MUTTONVILLE, MI SF	0	0	0	0	0	0	0	0	0	0	0	549590	MICHIGAN
42886	142	LOREED, MI SF	0	0	0	0	0	0	0	0	0	0	0	540025	MICHIGAN
42887	144	REED CITY, MI SF	0	0	0	0	0	0	0	0	0	0	0	549632	MICHIGAN
42900	75	COLD SPRINGS 1 SF	0	0	0	0	0	2,165	0	0	0	0	2,165	530200	MICHIGAN
		Subtotal - Storage	129,807	1,511	0	1	0	44,689	0	460	1,311	0	177,779		

OCTOBER 2013

October-13

ANR PIPELINE COMPANY
 USE OF GAS DETAIL - STORAGE
 VOLUMES IN MSCF AT 14.73 PSIA
 SEAGULL, COMET, CMS DATA

AMENDED 12-20-2013

PSID	NEW	LOCATION	FUEL	30	31,32,33,34,35	37	36	38	41,42,43	44	45	46	39	MCF	CMS	STATE
	PSID				OTHER	PL	MAINT	GAS	WELLS	EXTRACT	FARMS	WELL		VOLUME		
			819		818	817	833	821	816	824	826	832	841	TOTAL	#	
42200	28	WOOLFOLK, MI COMP	52,756	0	0	0	0	0	0	0	0	0	0	52,756	549576	MICHIGAN
42210	142	LOREED, MI COMP ST	20,683	39	0	0	0	0	0	0	0	0	0	20,722	540021	MICHIGAN
42260	30	LINCOLN, MI COMP ST	28,433	640	0	0	0	0	0	0	0	0	0	29,073	549592	MICHIGAN
42310	22	CHESTER, MI COMP	1,761	0	0	0	0	0	0	0	0	0	0	1,761	540051	MICHIGAN
42600	122	AUSTIN, MI SF	0	0	0	0	0	0	3,365	0	0	0	0	3,365	540003	MICHIGAN
42722	32	WINFIELD, MI COMP	0	0	0	0	0	0	0	0	0	0	0	0	549570	MICHIGAN
42723	29	GOODWELL, MI COMP	0	0	0	0	0	0	0	0	0	0	0	0	549650	MICHIGAN
42729	31	MUTTONVILLE, MI FL	3,730	177	0	0	0	0	0	0	0	0	0	3,907	549588	MICHIGAN
42732	21	CHARLTON, MI FLF	6,978	36	0	0	0	0	0	0	0	0	0	7,014	GAYBP	MICHIGAN
42761	138	WINFIELD, MI SF	0	0	0	0	0	0	1,342	0	0	0	0	1,342	549572	MICHIGAN
42763	137	GOODWELL, MI SF	0	0	0	0	0	0	3,231	0	0	0	0	3,231	549654	MICHIGAN
42767	125	CHESTER, MI SF	0	0	0	0	0	0	3,238	0	0	0	0	3,238	540055	MICHIGAN
42768	124	CHARLTON, MI SF	0	0	0	0	0	0	4,872	0	0	0	0	4,872	549625	MICHIGAN
42774	141	LINCOLN, MI SF	0	0	0	0	0	0	4,136	0	16	0	0	4,152	549594	MICHIGAN
42778	140	FREEMAN, MI SF	0	0	0	0	0	0	2,244	0	144	0	0	2,388	540019	MICHIGAN
42783	143	MUTTONVILLE, MI SF	0	0	0	0	0	1	1,121	0	0	0	0	1,122	549590	MICHIGAN
42786	142	LOREED, MI SF	0	0	0	0	0	0	15,732	0	0	0	0	15,732	540023	MICHIGAN
42787	144	REED CITY, MI SF	0	0	0	0	0	0	3,729	0	0	0	0	3,729	549634	MICHIGAN
42860	122	AUSTIN, MI SF	0	0	0	0	0	0	0	0	0	28	0	28	540001	MICHIGAN
42861	138	WINFIELD, MI SF	0	0	0	0	0	0	0	0	0	0	0	0	549574	MICHIGAN
42863	137	GOODWELL, MI SF	0	0	0	0	0	0	0	0	0	0	0	0	549652	MICHIGAN
42867		CHESTER, MI SF	0	0	0	0	0	0	0	0	0	25	0	25	540053	MICHIGAN
42868	124	CHARLTON, MI SF	0	0	0	0	0	0	0	0	0	32	0	32	549624	MICHIGAN
42874	141	LINCOLN, MI SF	0	0	0	0	0	0	0	0	0	1,513	0	1,513	549596	MICHIGAN
42878	140	FREEMAN, MI SF	0	0	0	0	0	0	0	0	0	0	0	0	MLWBP	MICHIGAN
42883	143	MUTTONVILLE, MI SF	0	0	0	0	0	0	0	0	0	28	0	28	549590	MICHIGAN
42886	142	LOREED, MI SF	0	0	0	0	0	0	0	0	0	10	0	10	540025	MICHIGAN
42887	144	REED CITY, MI SF	0	0	0	0	0	0	0	0	0	0	0	0	549632	MICHIGAN
42900	75	COLD SPRINGS 1 SF	0	0	0	0	0	0	2,471	0	0	27	0	2,498	530200	MICHIGAN
		Subtotal - Storage	114,341	892	0	0	0	1	45,481	0	160	1,663	0	162,538		

1-Nov-2013
 ANR PIPELINE COMPANY
 USE OF GAS DETAIL - NON STORAGE
 VOLUMES IN MSCF AT 14.73 PSIA
 SEAGULL, COMET, CMS DATA

NEW		Amended 05-19-14		10	11,12,13,14,15	17	16	18,19	MCF	CMS	
PSID	PSID	LOCATION	FUEL	OTHER	PL O	PL M	DEHY	VOLUME	TOTAL	#	
			854	854	856	863	859				
27070	154	OFFSHORE-LATERAL LINES	0	0	0	0	0	0	0	WC167BP	OFFSHORE
27100	153	OFFSHORE - WEST CAM	0	0	0	0	0	0	0	WC167BP	OFFSHORE
27090	154	OFFSHORE	0	0	0	0	0	0	0	SEBP	OFFSHORE
27310	119	GRAND CHENIER, LA COM	0	0	0	0	0	0	0	549023	LOUISIANA
27320	5	LAKE ARTHUR, LA COMP	0	0	0	0	0	0	0	549026	LOUISIANA
27330	4	GRAND CHENIER, LA COM	0	0	0	0	0	0	0	549022	LOUISIANA
27340	121	OFFSHORE GR CHENIER	0	0	0	0	0	0	0	549025	OFFSHORE
27350	120	GR CHENIER-ANR LATERAL	0	0	0	0	0	0	0	549024	LOUISIANA
28200	6	EI 188 (BLOCK 188 COMPR STA E)	0	0	0	0	0	0	0	549002	OFFSHORE
28210	2	PATTERSON, LA COMPR	37,194	0	0	0	0	37,194	549006	LOUISIANA	
28210	3	PATTERSON, LA COMPR	0	0	0	0	0	0	0	SEBP	LOUISIANA
28230	7	EUNICE, LA COMPR STA	78	698	0	0	0	776	549018	LOUISIANA	
28300	8	JENA, LA COMPR STA	0	6	0	0	0	6	549030	LOUISIANA	
28400	9	DELHI, LA COMPR STA	0	2	0	0	0	2	549046	LOUISIANA	
28600	145	EUNICE SECT, LA ONSHORE	0	0	0	0	0	0	549021	LOUISIANA	
28610	145	EUNICE SECT, LA ONSHORE	0	0	0	0	0	0	549020	LOUISIANA	
28700	113	PATTERSON SECT, LA O	0	0	0	0	0	0	540041	LOUISIANA	
28800	112	PATTERSON SECT, LA O	0	0	0	0	0	0	540047	OFFSHORE	
28820	152	PATTERSON SECT, LA EUG	0	0	0	0	0	0	540043	OFFSHORE	
28900	134	JENA SECT, LA (TRANS)	0	0	0	0	0	0	MLEBP	LOUISIANA	
29220	146	GREENVILLE SECT, AR	0	0	0	0	0	0	549066	ARKANSAS	
29230	11	GREENVILLE, MS COMPR	0	6,853	0	0	0	6,853	549064	MISSISSIPPI	
29230	11	GREENVILLE, MS BLDG A	0	0	0	0	0	0	540074	MISSISSIPPI	
29230	11	GREENVILLE, MS BLDG B	0	0	0	0	0	0	540075	MISSISSIPPI	
29230	11	GREENVILLE VGR FUEL	0	0	0	0	0	0	540076	MISSISSIPPI	
29260	10	SARDIS, MS COMPR STA	0	496	0	0	0	496	549082	MISSISSIPPI	
29260	10	SARDIS MASTER FUEL BLDG A	80,520	0	0	0	0	80,520	540071	MISSISSIPPI	
29260	10	SARDIS DOM FUEL	0	0	0	0	0	0	540072	MISSISSIPPI	
29290	12	BROWNSVILLE MASTER FUEL	7	0	0	0	0	7	540064	TENNESSEE	
29290	12	BROWNSVILLE, TN COMPR	0	75	0	0	0	75	549098	TENNESSEE	
29320	13	COTTAGE GROVE EFM C-1	63,787	0	0	0	0	63,787	540066	TENNESSEE	
29320	13	COTTAGE GROVE EFM C-2	0	0	0	0	0	0	540067	TENNESSEE	
29320	13	COTTAGE GROVE, TN STA	0	97	0	0	0	97	549116	TENNESSEE	
29330		COTTAGE GROVE SECT, KY	0	0	0	0	0	0	MLEBP	KENTUCKY	
29350	15	MADISONVILLE, KY COMP	0	1,558	0	0	0	1,558	549134	KENTUCKY	
29380	17	SLAUGHTERS, KY COMP	0	0	0	0	0	0	NO METER		
29400	130	CELESTINE SECT KY	0	0	0	0	0	0	549152	KENTUCKY	
29410	14	CELESTINE, IN COMPR ST	48,019	1,592	0	0	0	49,611	549152	INDIANA	
29440	16	SHELBYVILLE, IN COMPR	65,126	5,307	0	0	0	70,433	549170	INDIANA	
29460	20	SULPHUR SPRINGS, IN C	1,985	2,955	0	0	0	4,940	549190	INDIANA	
29470	19	PORTLAND, IN COMPR ST	16,040	3,669	0	0	0	19,709	549194	INDIANA	
32350	35	GAGEBY, TX FIELD COMP	0	0	0	20	0	20	549254	TEXAS	
32400	34	EG HILL, TX COMPR STA	59,984	369	0	0	0	60,353	540011	TEXAS	
32400	34	E G HILL ENGINE #4	5	0	0	0	0	5	540098	TEXAS	
32500		ELK CITY SECT, OK	0	0	0	0	0	0	540017	OKLAHOMA	
32550	33	CUSTER, OK FIELD COMP	19,086	110	0	0	0	19,196	540063	OKLAHOMA	
32560	59	TRANSOK OK FC/CUSTER	2,617	0	0	0	0	2,617	540061	OKLAHOMA	
32600	36	MOORELAND, OK COMPR	38,999	308	0	0	0	39,307	549270	OKLAHOMA	
32700	40	MEADE KS CS	41,786	50	0	0	0	41,836	549278	KANSAS	
33300	39	GREENSBURG, KS STA	51,022	0	0	0	0	51,022	549296	KANSAS	
33310	38	BUTTERMILK, KS STA	109	0	0	0	0	109	549274	KANSAS	
33350	37	ALDEN, KS COMPR STA/S	48,546	0	0	0	0	48,546	549314	KANSAS	
33400	1	ENTERPRISE, KS COMPR	50,454	0	0	0	0	50,454	549334	KANSAS	
33400	1	ENTERPRISE, KS COMPR - eng #9 only	combined	0	0	0	0	0	549334	KANSAS	
33450	46	HAVENSVILLE, KS COMPR	47,407	935	0	0	0	48,342	549358	KANSAS	
33470	156	HAVENSVILLE SECT MO	0	0	0	0	0	0		MISSOURI	
33500	48	MAITLAND, MO COMPR ST	66,941	0	0	0	0	66,941	549364	MISSOURI	
33540	155	LINEVILLE SECT MO	0	0	0	0	0	0	549382	MISSOURI	
33550	47	LINEVILLE, IA COMPR STA	52,192	749	0	0	0	52,941	549382	IOWA	
33600	49	BIRMINGHAM, IA COMPR	59,054	881	0	0	0	59,935	549402	IOWA	
36200	51	NEW WINDSOR, IL COMPR	46,871	707	0	0	0	47,578	549420	ILLINOIS	
36210	52	SANDWICH, IL COMPR ST	29,526	3,120	0	0	0	32,646	549438	ILLINOIS	
36220	27	ST JOHN, IN COMPR STA/	167	1,500	2,439	0	0	4,106	549512	INDIANA	
36230	25	BRIDGMAN, MI COMPR ST	16,675	1,285	0	0	0	17,960	549526	MICHIGAN	
36240	166	BRIDGMAN AREA MNTNC	0	0	0	0	0	0		MICHIGAN	
36240	24	HAMILTON, MI COMP ST	7	1,807	0	0	0	1,814	549550	MICHIGAN	
36250	50	JOLIET, IL COMPR STA	601	1,476	0	0	0	2,077	549508	ILLINOIS	
36300	26	LAGRANGE, IN COMPR ST	0	2,135	0	0	0	2,135	549544	INDIANA	
36310	18	DEFIANCE, OH COMPR ST	44,686	1,894	0	2,013	0	48,593	549212	OHIO	
36620	133	ST. JOHN SECT, IL	0	0	0	0	0	0		ILLINOIS	
36640	151	ST. JOHN SECT, MI	N/A	0	0	0	0	0		MICHIGAN	
36700	135	LAGRANGE SECT. MI	0	0	263	0	0	263	549544	MICHIGAN	
36740		DEFIANCE, MI	0	0	0	0	0	0	549212	OHIO	
38200	53	WOODSTOCK, IL COMPR	55,941	3,335	43	0	0	59,319	549448	ILLINOIS	
38220	45	KEWASKUM, WI COMPR S	23,457	103	0	0	0	23,560	549496	WISCONSIN	
38230	44	JANESVILLE, WI COMPR S	0	432	0	0	0	432	549472	WISCONSIN	
38240	41	MARSHFIELD, WI COMPR	3,119	755	0	0	0	3,874	549476	WISCONSIN	
38260	43	WEYAUWEGA, WI COMPR	685	1,839	0	0	0	2,524	549488	WISCONSIN	
38270	42	MOUNTAIN, WI COMPR ST	19,992	808	0	0	0	20,800	549492	WISCONSIN	
38600	118	ELEN SECT, WI	0	0	0	0	44	44	540015	WISCONSIN	
38610	111	STEVENS POINT SECT, W	0	0	0	0	0	0	540059	WISCONSIN	
38630		SPRING PRAIRIE SECT, W	0	0	0	0	0	0	540057	WISCONSIN	
38640	129	BONDUEL SECT, WI	0	0	0	0	118	118	540005	WISCONSIN	
38203	60	GOODMAN COMPRESSOR STATION	7,703	266	0	0	0	7,969	540102	WISCONSIN	
28800	128	VERMILLION 397 OTHER	0	0	0	0	0	0	530192	OFFSHORE	
		Subtotal - Non-Storage	1,100,388	48,172	2,745	2,033	162	1,153,500			

Total Storage Fuel 107,661
 Total Fuel Burned 1,261,161

**REVISED
OCTOBER 2013**

October-13

ANR PIPELINE COMPANY
 USE OF GAS DETAIL - STORAGE
 VOLUMES IN MSCF AT 14.73 PSIA
 SEAGULL, COMET, CMS DATA

AMENDED 05/05/14

PSID	NEW PSID	LOCATION	30	31,32,33,34,35	37	36	38	41,42,43	44	45	46	39	MCF		STATE
			FUEL	STATION OTHER	OPERA PL	MAINT PLT	GAS DEHY	WELLS	EXTRACT	FARMS	WELL MNTNC	CNG	VOLUME	CMS	
			819	818	817	833	821	816	824	826	832	841	TOTAL	#	
42200	28	WOOLFOLK, MI COMP	52,756	874	0	0	0	0	0	0	0	0	53,630	549576	MICHIGAN
42210	142	LOREED, MI COMP ST	20,683	39	0	0	0	0	0	0	0	0	20,722	540021	MICHIGAN
42260	30	LINCOLN, MI COMP ST	28,433	640	0	0	0	0	0	0	0	0	29,073	549592	MICHIGAN
42310	22	CHESTER, MI COMP	1,761	0	0	0	0	0	0	0	0	0	1,761	540051	MICHIGAN
42600	122	AUSTIN, MI SF	0	0	0	0	0	3,365	0	25	0	0	3,390	540003	MICHIGAN
42722	32	WINFIELD, MI COMP	0	1	0	0	0	0	0	0	0	0	1	549570	MICHIGAN
42723	29	GOODWELL, MI COMP	0	18	0	0	0	0	0	0	0	0	18	549650	MICHIGAN
42729	31	MUTTONVILLE, MI FL	3,730	177	0	0	0	0	0	0	0	0	3,907	549588	MICHIGAN
42732	21	CHARLTON, MI FLF	6,978	937	0	0	0	0	0	0	0	0	7,915	GAYBP	MICHIGAN
42761	138	WINFIELD, MI SF	0	1	0	0	0	1,342	0	73	0	0	1,416	549572	MICHIGAN
42763	137	GOODWELL, MI SF	0	0	0	0	0	3,231	0	144	0	0	3,375	549654	MICHIGAN
42767	125	CHESTER, MI SF	0	110	0	0	0	3,238	0	0	0	0	3,348	540055	MICHIGAN
42768	124	CHARLTON, MI SF	0	0	0	0	0	4,935	0	0	0	0	4,935	549625	MICHIGAN
42774	141	LINCOLN, MI SF	0	0	0	0	0	4,136	0	16	0	0	4,152	549594	MICHIGAN
42778	140	FREEMAN, MI SF	0	0	0	0	0	2,244	0	144	0	0	2,388	540019	MICHIGAN
42783	143	MUTTONVILLE, MI SF	0	0	0	0	1	1,121	0	0	0	0	1,122	549590	MICHIGAN
42786	142	LOREED, MI SF	0	0	0	0	0	15,732	0	183	0	0	15,915	540023	MICHIGAN
42787	144	REED CITY, MI SF	0	0	0	0	5	3,729	0	351	0	0	4,085	549634	MICHIGAN
42860	122	AUSTIN, MI SF	0	0	0	0	0	0	0	0	28	0	28	540001	MICHIGAN
42861	138	WINFIELD, MI SF	0	0	0	0	0	0	0	0	0	0	0	549574	MICHIGAN
42863	137	GOODWELL, MI SF	0	0	0	0	0	0	0	0	0	0	0	549652	MICHIGAN
42867		CHESTER, MI SF	0	0	0	0	0	0	0	0	25	0	25	540053	MICHIGAN
42868	124	CHARLTON, MI SF	0	0	0	0	0	0	0	0	32	0	32	549624	MICHIGAN
42874	141	LINCOLN, MI SF	0	0	0	0	0	0	0	0	1,513	0	1,513	549596	MICHIGAN
42878	140	FREEMAN, MI SF	0	0	0	0	0	0	0	0	0	0	0	MLWBP	MICHIGAN
42883	143	MUTTONVILLE, MI SF	0	0	0	0	0	0	0	0	28	0	28	549590	MICHIGAN
42886	142	LOREED, MI SF	0	0	0	0	0	0	0	0	10	0	10	540025	MICHIGAN
42887	144	REED CITY, MI SF	0	0	0	0	0	0	0	0	0	0	0	549632	MICHIGAN
42900	75	COLD SPRINGS 1 SF	0	0	0	0	0	2,471	0	0	27	0	2,498	530200	MICHIGAN
		Subtotal - Storage	114,341	2,797	0	0	6	45,544	0	936	1,663	0	165,287		

1-Oct-2013
 ANR PIPELINE COMPANY
 USE OF GAS DETAIL - NON STORAGE
 VOLUMES IN MSCF AT 14.73 PSIA
 SEAGULL, COMET, CMS DATA

PSID	NEW PSID	LOCATION	AMENDED 12-20-2013			MCF			VOLUME TOTAL	CMS #	
			10	11,12,13,14,15	17	16	18,19				
			FUEL	OTHER	PL O	PL M	DEHY				
			854	854	856	863	859				
27070	154	OFFSHORE-LATERAL LINES	0	0	0	0	0	0	0	WC167BP OFFSHORE	
27100	153	OFFSHORE - WEST CAM	0	0	0	0	0	0	0	WC167BP OFFSHORE	
27090	154	OFFSHORE-	0	0	0	0	0	0	0	SEBP OFFSHORE	
27310	119	GRAND CHENIER, LA COM	0	0	0	0	0	0	0	549023 LOUISIANA	
27320	5	LAKE ARTHUR, LA COMP	0	0	0	0	0	0	0	549026 LOUISIANA	
27330	4	GRAND CHENIER, LA COM	0	0	0	0	0	0	0	549022 LOUISIANA	
27340	121	OFFSHORE GR CHENIER	0	0	0	0	0	0	0	549025 OFFSHORE	
27350	120	GR CHENIER-ANR LATERAL	0	0	0	0	0	0	0	549024 LOUISIANA	
28200	6	EI 188 (BLOCK 188 COMPR STA E)	0	0	0	0	0	0	0	549002 OFFSHORE	
28210	2	PATTERSON, LA COMPR	37,912	0	0	0	0	0	37,912	549006 LOUISIANA	
28210	3	PATTERSON, LA COMPR	0	110	0	0	0	0	110	SEBP LOUISIANA	
28230	7	EUNICE, LA COMPR STA	0	51	0	0	0	0	51	549018 LOUISIANA	
28300	8	JENA, LA COMPR STA	0	0	0	0	0	0	0	549030 LOUISIANA	
28400	9	DELHI, LA COMPR STA	0	1	0	0	0	0	1	549046 LOUISIANA	
28600	145	EUNICE SECT, LA ONSHORE	0	0	0	0	0	0	0	549021 LOUISIANA	
28610	145	EUNICE SECT, LA ONSHORE	0	0	0	0	0	0	0	549020 LOUISIANA	
28700	113	PATTERSON SECT, LA O	0	0	0	0	0	0	0	540041 LOUISIANA	
28800	112	PATTERSON SECT, LA O	0	0	0	0	0	0	0	540047 OFFSHORE	
28820	152	PATTERSON SECT, LA EUG	0	0	0	0	0	0	0	540043 OFFSHORE	
28900	134	JENA SECT, LA (TRANS)	0	0	0	0	0	0	0	MLEBP LOUISIANA	
29220	146	GREENVILLE SECT, AR	0	0	0	0	0	0	0	549066 ARKANSAS	
29230	11	GREENVILLE, MS COMPR	0	134	0	0	0	0	134	549064 MISSISSIPPI	
29230	11	GREENVILLE, MS BLDG A	14	0	0	0	0	0	14	540074 MISSISSIPPI	
29230	11	GREENVILLE, MS BLDG B	0	0	0	0	0	0	0	540075 MISSISSIPPI	
29230	11	GREENVILLE VGR FUEL	0	0	0	0	0	0	0	540076 MISSISSIPPI	
29260	10	SARDIS, MS COMPR STA	0	499	0	0	0	0	499	549082 MISSISSIPPI	
29260	10	SARDIS MASTER FUEL BLDG A	76,049	0	0	0	0	0	76,049	540071 MISSISSIPPI	
29260	10	SARDIS DOM FUEL	0	0	0	0	0	0	0	540072 MISSISSIPPI	
29290	12	BROWNSVILLE MASTER FUEL	21,785	0	0	0	0	0	21,785	540064 TENNESSEE	
29290	12	BROWNSVILLE, TN COMPR	0	60	0	0	0	0	60	549098 TENNESSEE	
29320	13	COTTAGE GROVE EFM C-1	67,445	0	0	0	0	0	67,445	540066 TENNESSEE	
29320	13	COTTAGE GROVE EFM C-2	0	0	0	0	0	0	0	540067 TENNESSEE	
29320	13	COTTAGE GROVE, TN STA	0	36	0	0	0	0	36	549116 TENNESSEE	
29330		COTTAGE GROVE SECT, KY	0	0	0	0	0	0	0	MLEBP KENTUCKY	
29350	15	MADISONVILLE, KY COMP	23	1,304	0	0	0	0	1,327	549134 KENTUCKY	
29380	17	SLAUGHTERS, KY COMP	0	0	0	0	0	0	0	NO METER	
29400	130	CELESTINE SECT KY	0	0	0	0	0	0	0	549152 KENTUCKY	
29410	14	CELESTINE, IN COMPR ST	63,318	817	0	0	0	0	64,135	549152 INDIANA	
29440	16	SHELBYVILLE, IN COMPR	67,318	1,204	0	0	0	0	68,522	549170 INDIANA	
29460	20	SULPHUR SPRINGS, IN C	924	972	0	0	0	0	1,896	549190 INDIANA	
29470	19	PORTLAND, IN COMPR ST	60,283	2,687	0	0	0	0	62,970	549194 INDIANA	
32350	35	GAGEBY, TX FIELD COMP	0	0	0	0	0	0	0	549254 TEXAS	
32400	34	EG HILL, TX COMPR STA	59,694	0	0	0	0	0	59,694	540011 TEXAS	
32400	34	E G HILL ENGINE #4	5	0	0	0	0	0	5	540098 TEXAS	
32500		ELK CITY SECT, OK	0	0	0	0	0	0	0	540017 OKLAHOMA	
32550	33	CUSTER, OK FIELD COMP	17,606	66	0	0	0	0	17,672	540063 OKLAHOMA	
32560	59	TRANSOK OK FC/CUSTER	2,441	0	0	0	0	0	2,441	540061 OKLAHOMA	
32600	36	MOORELAND, OK COMPR	38,121	244	0	0	0	0	38,365	549270 OKLAHOMA	
32700	40	MEADE KS CS	35,838	15	0	0	0	0	35,853	549278 KANSAS	
33300	39	GREENSBURG, KS STA	52,876	0	0	0	0	0	52,876	549296 KANSAS	
33310	38	BUTTERMILK, KS STA	2,431	0	0	0	0	0	2,431	549274 KANSAS	
33350	37	ALDEN, KS COMPR STA/S	50,591	0	0	0	0	0	50,591	549314 KANSAS	
33400	1	ENTERPRISE, KS COMPR -	49,867	0	0	0	0	0	49,867	549334 KANSAS	
33400	1	ENTERPRISE, KS COMPR - eng #9 combined	0	0	0	0	0	0	0	549334 KANSAS	
33450	46	HAVENSVILLE, KS COMPR	46,782	428	0	0	0	0	47,210	549358 KANSAS	
33470	156	HAVENSVILLE SECT MO	0	0	0	0	0	0	0	MISSOURI	
33500	48	MAITLAND, MO COMPR ST	67,808	8	0	7,441	0	0	75,257	549364 MISSOURI	
33540	155	LINEVILLE SECT MO	0	0	0	0	0	0	0	549382 MISSOURI	
33550	47	LINEVILLE, IA COMPR STA	57,796	376	0	13	0	0	58,185	549382 IOWA	
33600	49	BIRMINGHAM, IA COMPR	58,851	362	0	0	0	0	59,213	549402 IOWA	
36200	51	NEW WINDSOR, IL COMPR	53,686	294	0	0	0	0	53,980	549420 ILLINOIS	
36210	52	SANDWICH, IL COMPR ST	40,452	519	0	33	0	0	41,004	549438 ILLINOIS	
36220	27	ST JOHN, IN COMPR STA/	30,999	1,113	2,148	0	0	0	34,260	549512 INDIANA	
36230	25	BRIDGMAN, MI COMPR ST	57,341	881	0	0	0	0	58,222	549526 MICHIGAN	
	166	BRIDGMAN AREA MNTNC	0	0	0	0	0	0	0	MICHIGAN	
36240	24	HAMILTON, MI COMP ST	66,539	1,114	2,542	1,767	0	0	71,962	549550 MICHIGAN	
36250	50	JOLIET, IL COMPR STA	4,908	246	0	0	0	0	5,154	549508 ILLINOIS	
36300	26	LAGRANGE, IN COMPR ST	0	856	0	9,786	0	0	10,642	549544 INDIANA	
36310	18	DEFIANCE, OH COMPR ST	60,883	1,516	0	0	0	0	62,399	549212 OHIO	
36620	133	ST. JOHN SECT, IL	0	0	0	0	0	0	0	ILLINOIS	
36640	151	ST. JOHN SECT, MI	N/A	0	0	0	0	0	0	MICHIGAN	
36700	135	LAGRANGE SECT. MI	0	0	521	11,021	0	0	11,542	549544 MICHIGAN	
36740		DEFIANCE, MI	0	0	0	0	0	0	0	549212 OHIO	
38200	53	WOODSTOCK, IL COMPR	7,800	1,102	514	0	0	0	9,416	549448 ILLINOIS	
38220	45	KEWASKUM, WI COMPR S	5,657	0	0	0	0	0	5,657	549496 WISCONSIN	
38230	44	JANESVILLE, WI COMPR S	0	0	0	0	0	0	0	549472 WISCONSIN	
38240	41	MARSHFIELD, WI COMPR	4,872	490	0	0	0	0	5,362	549476 WISCONSIN	
38250	43	WEYAUWEGA, WI COMPR	0	190	0	0	0	0	190	549488 WISCONSIN	
38270	42	MOUNTAIN, WI COMPR ST	63	874	0	0	0	0	937	549492 WISCONSIN	
38600	118	EDEN SECT, WI	0	0	0	0	28	0	28	540015 WISCONSIN	
38610	111	STEVENS POINT SECT, W	0	0	0	0	0	0	0	540059 WISCONSIN	
38630		SPRING PRAIRIE SECT, W	0	0	0	0	0	0	0	540057 WISCONSIN	
38640	129	BONDUEL SECT, WI	0	0	0	0	47	0	47	540005 WISCONSIN	
38203	60	GOODMAN COMPRESSOR STATIC	896	71	0	0	0	0	967	540102 WISCONSIN	
28800	128	VERMILLION 397 OTHER	0	0	0	0	0	0	0	530192 OFFSHORE	
28400		DENBURY/DELHI	0	0	0	1,244	0	0	1,244	580004 LOUISIANA	
		Subtotal - Non-Storage	1,269,874	18,640	5,725	31,305	75		1,325,619		
		Total Storage Fuel							162,538		
		Total Fuel Burned							1,488,157		

NOVEMBER 2013

November-13
 ANR PIPELINE COMPANY
 USE OF GAS DETAIL - STORAGE
 VOLUMES IN MSCF AT 14.73 PSIA
 SEAGULL, COMET, CMS DATA

ORIGINAL		30	31,32,33,34,35	37	36	38	41,42,43	44	45	46	39	MCF		STATE	
PSID	NEW	LOCATION	FUEL	STATION	OPERA	MAINT	GAS		WELL				VOLUME	CMS	
	PSID			OTHER	PL	PLT	DEHY	WELLS	EXTRACT	FARMS	MNTNC	CNG	TOTAL	#	
			819	818	817	833	821	816	824	826	832	841			
42200	28	WOOLFOLK, MI COMP	29,629	906	0	0	0	0	0	0	0	0	30,535	549576	MICHIGAN
42210	142	LOREED, MI COMP ST	4,649	3	0	0	2	0	0	0	0	0	4,654	540021	MICHIGAN
42260	30	LINCOLN, MI COMP ST	16,199	0	0	0	0	0	0	0	0	0	16,199	549592	MICHIGAN
42310	22	CHESTER, MI COMP	40	0	0	0	0	0	0	0	0	0	40	540051	MICHIGAN
42600	122	AUSTIN, MI SF	0	0	0	0	0	4,401	0	9	0	0	4,410	540003	MICHIGAN
42722	32	WINFIELD, MI COMP	0	41	0	0	0	0	0	0	0	0	41	549570	MICHIGAN
42723	29	GOODWELL, MI COMP	0	91	0	0	0	0	0	0	0	0	91	549650	MICHIGAN
42729	31	MUTTONVILLE, MI FL	26	2,179	0	0	0	0	0	0	0	0	2,205	549588	MICHIGAN
42732	21	CHARLTON, MI FLF	77	0	0	0	0	0	0	0	0	0	77	GAYBP	MICHIGAN
42761	138	WINFIELD, MI SF	0	0	0	0	0	1,337	0	142	0	0	1,479	549572	MICHIGAN
42763	137	GOODWELL, MI SF	0	0	0	0	0	2,975	0	751	0	0	3,726	549654	MICHIGAN
42767	125	CHESTER, MI SF	0	0	0	0	0	3,233	0	0	0	0	3,233	540055	MICHIGAN
42768	124	CHARLTON, MI SF	0	0	0	0	0	4,856	0	0	0	0	4,856	549625	MICHIGAN
42774	141	LINCOLN, MI SF	0	0	0	0	0	3,384	0	0	0	0	3,384	549594	MICHIGAN
42778	140	FREEMAN, MI SF	0	0	0	0	0	2,194	0	0	0	0	2,194	540019	MICHIGAN
42783	143	MUTTONVILLE, MI SF	0	0	0	0	431	1,264	0	0	0	0	1,695	549590	MICHIGAN
42786	142	LOREED, MI SF	0	0	0	0	0	15,593	0	346	0	0	15,939	540023	MICHIGAN
42787	144	REED CITY, MI SF	0	0	0	0	55	3,283	0	704	0	0	4,042	549634	MICHIGAN
42860	122	AUSTIN, MI SF	0	0	0	0	0	0	0	0	0	0	0	540001	MICHIGAN
42861	138	WINFIELD, MI SF	0	0	0	0	0	0	0	0	0	0	0	549574	MICHIGAN
42863	137	GOODWELL, MI SF	0	0	0	0	0	0	0	0	0	0	0	549652	MICHIGAN
42867		CHESTER, MI SF	0	0	0	0	0	0	0	0	0	0	0	540053	MICHIGAN
42868	124	CHARLTON, MI SF	0	0	0	0	0	0	0	0	0	0	0	549624	MICHIGAN
42874	141	LINCOLN, MI SF	0	0	0	0	0	0	0	0	0	0	0	549596	MICHIGAN
42878	140	FREEMAN, MI SF	0	0	0	0	0	0	0	0	0	0	0	MLWBP	MICHIGAN
42883	143	MUTTONVILLE, MI SF	0	0	0	0	0	0	0	0	0	0	0	549590	MICHIGAN
42886	142	LOREED, MI SF	0	0	0	0	0	0	0	0	0	0	0	540025	MICHIGAN
42887	144	REED CITY, MI SF	0	0	0	0	0	0	0	0	0	0	0	549632	MICHIGAN
42900	75	COLD SPRINGS 1 SF	0	0	0	0	0	2,486	0	0	0	0	2,486	530200	MICHIGAN
		Subtotal - Storage	50,620	3,220	0	0	488	45,006	0	1,952	0	0	101,286		

1-Dec-2013
ANR PIPELINE COMPANY
USE OF GAS DETAIL - NON STORAGE
VOLUMES IN MSCF AT 14.73 PSIA
SEAGULL, COMET, CMS DATA

NEW	Amended 07-07-12 E	10	11,12,13,14,15	17	16	18,19	MCF	CMS		
PSID	PSID	LOCATION	FUEL	OTHER	PL O	PL M	DEHY	VOLUME		
			854	854	856	863	859	TOTAL	#	
27070	154	OFFSHORE-LATERAL LINES	0	0	0	0	0	0	WC167BP	OFFSHORE
27100	153	OFFSHORE - WEST CAM	0	0	0	0	0	0	WC167BP	OFFSHORE
27090	154	OFFSHORE-	0	0	0	0	0	0	SEBP	OFFSHORE
27310	119	GRAND CHENIER, LA COM	0	0	0	0	0	0	549023	LOUISIANA
27320	5	LAKE ARTHUR, LA COMP	0	0	0	0	0	0	549026	LOUISIANA
27330	4	GRAND CHENIER, LA COM	0	0	0	0	0	0	549022	LOUISIANA
27340	121	OFFSHORE GR CHENIER	0	0	0	0	0	0	549025	OFFSHORE
27350	120	GR CHENIER-ANR LATERAL	0	0	0	0	0	0	549024	LOUISIANA
28200	6	EI 188 (BLOCK 188 COMPR STA E)	0	0	0	0	0	0	549002	OFFSHORE
28210	2	PATTERSON, LA COMPR	38,614	0	0	0	0	38,614	549006	LOUISIANA
28210	3	PATTERSON, LA COMPR	0	0	0	0	0	0	SEBP	LOUISIANA
28230	7	EUNICE, LA COMPR STA	60	2,952	0	0	0	3,012	549018	LOUISIANA
28300	8	JENA, LA COMPR STA	0	1,078	0	0	0	1,078	549030	LOUISIANA
28400	9	DELHI, LA COMPR STA	0	0	0	0	0	0	549046	LOUISIANA
28600	145	EUNICE SECT, LA ONSHORE	0	0	0	0	0	0	549021	LOUISIANA
28610	145	EUNICE SECT, LA ONSHORE	0	0	0	0	0	0	549020	LOUISIANA
28700	113	PATTERSON SECT, LA O	0	0	0	0	0	0	540041	LOUISIANA
28800	112	PATTERSON SECT, LA O	0	0	0	0	0	0	540047	OFFSHORE
28820	152	PATTERSON SECT, LA EUG	0	0	0	0	0	0	540043	OFFSHORE
28900	134	JENA SECT, LA (TRANS)	0	0	0	0	0	0	MLEBP	LOUISIANA
29220	146	GREENVILLE SECT, AR	0	0	0	0	0	0	549066	ARKANSAS
29230	11	GREENVILLE, MS COMPR	0	11,982	0	0	0	11,982	549064	MISSISSIPPI
29230	11	GREENVILLE, MS BLDG A	16	0	0	0	0	16	540074	MISSISSIPPI
29230	11	GREENVILLE, MS BLDG B	0	0	0	0	0	0	540075	MISSISSIPPI
29230	11	GREENVILLE VGR FUEL	0	0	0	0	0	0	540076	MISSISSIPPI
29260	10	SARDIS, MS COMPR STA	0	3,586	0	0	0	3,586	549082	MISSISSIPPI
29260	10	SARDIS MASTER FUEL BLDG A	89,384	0	0	0	0	89,384	540071	MISSISSIPPI
29260	10	SARDIS DOM FUEL	0	0	0	0	0	0	540072	MISSISSIPPI
29290	12	BROWNSVILLE MASTER FUEL	0	0	0	0	0	0	540064	TENNESSEE
29290	12	BROWNSVILLE, TN COMPR	0	113	0	0	0	113	549098	TENNESSEE
29320	13	COTTAGE GROVE EFM C-1	81,053	0	0	0	0	81,053	540066	TENNESSEE
29320	13	COTTAGE GROVE EFM C-2	0	0	0	0	0	0	540067	TENNESSEE
29320	13	COTTAGE GROVE, TN STA	0	114	0	0	0	114	549116	TENNESSEE
29330	134	COTTAGE GROVE SECT, KY	0	0	0	0	0	0	MLEBP	KENTUCKY
29350	15	MADISONVILLE, KY COMP	38,977	1,701	0	0	0	40,678	549134	KENTUCKY
29380	17	SLAUGHTERS, KY COMP	0	0	0	0	0	0	NO METER	
29400	130	CELESTINE SECT KY	0	0	0	0	0	0	549152	KENTUCKY
29410	14	CELESTINE, IN COMPR ST	67,339	1,664	0	0	0	69,003	549152	INDIANA
29440	16	SHELBYVILLE, IN COMPR	206	2,264	0	0	0	2,470	549170	INDIANA
29460	20	SULPHUR SPRINGS, IN C	4,696	7,920	0	0	0	12,616	549190	INDIANA
29470	19	PORTLAND, IN COMPR ST	34,617	3,822	0	0	0	38,439	549194	INDIANA
32350	35	GAGEBY, TX FIELD COMP	0	0	0	0	0	0	549254	TEXAS
32400	34	EG HILL, TX COMPR STA	51,674	597	0	0	0	52,271	540011	TEXAS
32400	34	E G HILL ENGINE #4	504	0	0	0	0	504	540098	TEXAS
32500		ELK CITY SECT, OK	0	0	0	0	0	0	540017	OKLAHOMA
32550	33	CUSTER, OK FIELD COMP	16,156	61	0	0	0	16,217	540063	OKLAHOMA
32560	59	TRANSOK OK FC/CUSTER	2,251	0	0	0	0	2,251	540061	OKLAHOMA
32600	36	MOORELAND, OK COMPR	38,690	447	0	0	0	39,137	549270	OKLAHOMA
32700	40	MEADE KS CS	30,439	678	0	0	0	31,117	549278	KANSAS
33300	39	GREENSBURG, KS STA	43,788	0	0	0	0	43,788	549296	KANSAS
33310	38	BUTTERMILK, KS STA	0	0	0	0	0	0	549274	KANSAS
33350	37	ALDEN, KS COMPR STA/S	36,851	0	0	0	0	36,851	549314	KANSAS
33400	1	ENTERPRISE, KS COMPR	39,078	0	0	0	0	39,078	549334	KANSAS
33400	1	ENTERPRISE, KS COMPR - eng #9 only	combined	0	0	0	0	0	549334	KANSAS
33450	46	HAVENSVILLE, KS COMPR	37,180	0	0	0	0	37,180	549358	KANSAS
33470	156	HAVENSVILLE SECT MO	0	0	0	0	0	0		MISSOURI
33500	48	MAITLAND, MO COMPR ST	50,251	0	0	0	0	50,251	549364	MISSOURI
33540	155	LINEVILLE SECT MO	0	0	0	0	0	0	549382	MISSOURI
33550	47	LINEVILLE, IA COMPR STA	39,869	1,429	0	0	0	41,298	549382	IOWA
33600	49	BIRMINGHAM, IA COMPR	36,893	1,383	0	1,056	0	39,332	549402	IOWA
36200	51	NEW WINDSOR, IL COMPR	35,524	1,316	0	0	0	36,840	549420	ILLINOIS
36210	52	SANDWICH, IL COMPR ST	21,605	3,099	0	0	0	24,704	549438	ILLINOIS
36220	27	ST JOHN, IN COMPR STA/	7,581	2,844	22,048	0	0	32,473	549512	INDIANA
36230	25	BRIDGMAN, MI COMPR ST	23,572	2,599	0	0	0	26,171	549526	MICHIGAN
	166	BRIDGMAN AREA MNTNC	0	0	0	0	0	0		MICHIGAN
36240	24	HAMILTON, MI COMP ST	7,280	3,071	0	0	0	10,351	549550	MICHIGAN
36250	50	JOLIET, IL COMPR STA	8,127	1,500	0	0	0	9,627	549508	ILLINOIS
36300	26	LAGRANGE, IN COMPR ST	0	2,279	0	0	0	2,279	549544	INDIANA
36310	18	DEFIANCE, OH COMPR ST	47,608	3,122	0	0	0	50,730	549212	OHIO
36620	133	ST. JOHN SECT, IL	0	0	0	0	0	0		ILLINOIS
36640	151	ST. JOHN SECT, MI	N/A	0	0	0	0	0		MICHIGAN
36700	135	LAGRANGE SECT, MI	0	0	0	0	0	0	549544	MICHIGAN
36740		DEFIANCE, MI	0	0	0	0	0	0	549212	OHIO
38200	53	WOODSTOCK, IL COMPR	54,960	4,163	309	0	0	59,432	549448	ILLINOIS
38220	45	KEWASKUM, WI COMPR S	24,806	135	0	0	0	24,941	549496	WISCONSIN
38230	44	JANESVILLE, WI COMPR S	5,163	791	0	0	0	5,954	549472	WISCONSIN
38240	41	MARSHFIELD, WI COMPR	4,222	1,001	0	0	0	5,223	549476	WISCONSIN
38260	43	WEYAUWEGA, WI COMPR	0	596	0	0	0	596	549488	WISCONSIN
38270	42	MOUNTAIN, WI COMPR ST	25,043	1,270	0	0	0	26,313	549492	WISCONSIN
38600	118	EDEN SECT, WI	0	0	0	0	0	0	540015	WISCONSIN
38610	111	STEVENS POINT SECT, W	0	0	0	0	0	0	540059	WISCONSIN
NEW	201	STEVENS POINT 8231	184	0	0	0	0	184		
38630		SPRING PRAIRIE SECT, W	0	0	0	0	0	0	540057	WISCONSIN
38640	129	BONDUEL SECT, WI	0	0	0	0	0	0	540005	WISCONSIN
38203	60	GOODMAN COMPRESSOR STATION	17,855	354	0	0	0	18,209	540102	WISCONSIN
28800	128	VERMILLION 397 OTHER	0	0	0	0	0	0	530192	OFFSHORE
		Subtotal - Non-Storage	1,062,116	69,931	22,357	1,056	0	1,155,460		
									209,008	
									1,364,468	

Total Storage Fuel
Total Fuel Burned

**REVISED
NOVEMBER 2013**

November-13

ANR PIPELINE COMPANY
 USE OF GAS DETAIL - STORAGE
 VOLUMES IN MSCF AT 14.73 PSIA
 SEAGULL, COMET, CMS DATA

Amended 05-19-14

30 31,32,33,34,35 37 36 38 41,42,43 44 45 46 39

PSID	NEW	LOCATION	FUEL	STATION	OPERA	MAINT	GAS						MCF		STATE
	PSID		819	818	817	833	821	816	824	826	832	841	VOLUME	CMS	
													TOTAL	#	
42200	28	WOOLFOLK, MI COMP	29,629	906	0	0	0	0	0	0	0	0	30,535	549576	MICHIGAN
42210	142	LOREED, MI COMP ST	4,649	3	0	0	2	0	0	0	0	0	4,654	540021	MICHIGAN
42260	30	LINCOLN, MI COMP ST	16,199	866	0	0	0	0	0	0	0	0	17,065	549592	MICHIGAN
42310	22	CHESTER, MI COMP	40	0	0	0	0	0	0	0	0	0	40	540051	MICHIGAN
42600	122	AUSTIN, MI SF	0	0	0	0	0	4,401	0	9	0	0	4,410	540003	MICHIGAN
42722	32	WINFIELD, MI COMP	0	41	0	0	0	0	0	0	0	0	41	549570	MICHIGAN
42723	29	GOODWELL, MI COMP	0	91	0	0	0	0	0	0	0	0	91	549650	MICHIGAN
42729	31	MUTTONVILLE, MI FL	26	2,179	0	0	0	0	0	0	0	0	2,205	549588	MICHIGAN
42732	21	CHARLTON, MI FLF	77	1,548	0	0	0	0	0	0	0	0	1,625	GAYBP	MICHIGAN
42761	138	WINFIELD, MI SF	0	0	0	0	0	1,337	0	142	0	0	1,479	549572	MICHIGAN
42763	137	GOODWELL, MI SF	0	0	0	0	0	2,975	0	751	0	0	3,726	549654	MICHIGAN
42767	125	CHESTER, MI SF	0	403	0	0	0	5,671	0	0	0	0	6,074	540055	MICHIGAN
42768	124	CHARLTON, MI SF	0	0	0	0	0	5,030	0	0	0	0	5,030	549625	MICHIGAN
42774	141	LINCOLN, MI SF	0	0	0	0	598	3,384	0	62	0	0	4,044	549594	MICHIGAN
42778	140	FREEMAN, MI SF	0	0	0	0	0	2,194	0	282	0	0	2,476	540019	MICHIGAN
42783	143	MUTTONVILLE, MI SF	0	0	0	0	431	1,264	0	0	0	0	1,695	549590	MICHIGAN
42786	142	LOREED, MI SF	0	0	0	0	0	15,593	0	346	0	0	15,939	540023	MICHIGAN
42787	144	REED CITY, MI SF	0	0	0	0	55	3,283	0	704	0	0	4,042	549634	MICHIGAN
42860	122	AUSTIN, MI SF	0	0	0	0	0	0	0	0	0	0	0	540001	MICHIGAN
42861	138	WINFIELD, MI SF	0	0	0	0	0	0	0	0	0	0	0	549574	MICHIGAN
42863	137	GOODWELL, MI SF	0	0	0	0	0	0	0	0	0	0	0	549652	MICHIGAN
42867		CHESTER, MI SF	0	0	0	0	0	0	0	0	0	0	0	540053	MICHIGAN
42868	124	CHARLTON, MI SF	0	0	0	0	0	0	0	0	0	0	0	549624	MICHIGAN
42874	141	LINCOLN, MI SF	0	0	0	0	0	0	0	0	0	0	0	549596	MICHIGAN
42878	140	FREEMAN, MI SF	0	0	0	0	0	0	0	0	0	0	0	MLWBP	MICHIGAN
42883	143	MUTTONVILLE, MI SF	0	0	0	0	0	0	0	0	0	0	0	549590	MICHIGAN
42886	142	LOREED, MI SF	0	0	0	0	0	0	0	0	4	0	4	540025	MICHIGAN
42887	144	REED CITY, MI SF	0	0	0	0	0	0	0	0	0	0	0	549632	MICHIGAN
42900	75	COLD SPRINGS 1 SF	0	0	0	0	0	2,486	0	0	0	0	2,486	530200	MICHIGAN
		Subtotal - Storage	50,620	6,037	0	0	1,086	47,618	0	2,296	4	0	107,661		

1-NOV-2013
ANR PIPELINE COMPANY
USE OF GAS DETAIL - NON STORAGE
VOLUMES IN MSCF AT 14.73 PSIA
SEAGULL, COMET, CMS DATA

PSID	NEW PSID	ORIGINAL LOCATION	10			11,12,13,14,15			16			17			18,19			MCF VOLUME	CMS #	
			FUEL	OTHER	PL O	PL M	DEHY	TOTAL												
27070	154	OFFSHORE-LATERAL LINES	0	0	0	0	0	0	0	0	0	0	0	0	0	0	0	WC167BP	OFFSHORE	
27100	153	OFFSHORE - WEST CAM	0	0	0	0	0	0	0	0	0	0	0	0	0	0	0	WC167BP	OFFSHORE	
27090	154	OFFSHORE-	0	0	0	0	0	0	0	0	0	0	0	0	0	0	0	SEBP	OFFSHORE	
27310	119	GRAND CHENIER, LA COM	0	0	0	0	0	0	0	0	0	0	0	0	0	0	0	549023	LOUISIANA	
27320	5	LAKE ARTHUR, LA COMP	0	0	0	0	0	0	0	0	0	0	0	0	0	0	0	549026	LOUISIANA	
27330	4	GRAND CHENIER, LA COM	0	0	0	0	0	0	0	0	0	0	0	0	0	0	0	549022	LOUISIANA	
27340	121	OFFSHORE GR CHENIER	0	0	0	0	0	0	0	0	0	0	0	0	0	0	0	549025	OFFSHORE	
27350	120	GR CHENIER-ANR LATERAL	0	0	0	0	0	0	0	0	0	0	0	0	0	0	0	549024	LOUISIANA	
28200	6	EI 188 (BLOCK 188 COMPR STA E)	0	0	0	0	0	0	0	0	0	0	0	0	0	0	0	549002	OFFSHORE	
28210	2	PATTERSON, LA COMPR	37,194	0	0	0	0	0	0	0	0	0	0	0	0	37,194	0	549006	LOUISIANA	
28210	3	PATTERSON, LA COMPR	0	0	0	0	0	0	0	0	0	0	0	0	0	0	0	SEBP	LOUISIANA	
28230	7	EUNICE, LA COMPR STA	78	698	0	0	0	0	0	0	0	0	0	0	0	776	0	549018	LOUISIANA	
28300	8	JENA, LA COMPR STA	0	6	0	0	0	0	0	0	0	0	0	0	0	6	0	549030	LOUISIANA	
28400	9	DELHI, LA COMPR STA	0	2	0	0	0	0	0	0	0	0	0	0	0	2	0	549046	LOUISIANA	
28600	145	EUNICE SECT, LA ONSHORE	0	0	0	0	0	0	0	0	0	0	0	0	0	0	0	549021	LOUISIANA	
28610	145	EUNICE SECT, LA ONSHORE	0	0	0	0	0	0	0	0	0	0	0	0	0	0	0	549020	LOUISIANA	
28700	113	PATTERSON SECT, LA O	0	0	0	0	0	0	0	0	0	0	0	0	0	0	0	540041	LOUISIANA	
28800	112	PATTERSON SECT, LA O	0	0	0	0	0	0	0	0	0	0	0	0	0	0	0	540047	OFFSHORE	
28820	152	PATTERSON SECT, LA EUG	0	0	0	0	0	0	0	0	0	0	0	0	0	0	0	540043	OFFSHORE	
28900	134	JENA SECT, LA (TRANS)	0	0	0	0	0	0	0	0	0	0	0	0	0	0	0	MLEBP	LOUISIANA	
29220	146	GREENVILLE SECT, AR	0	0	0	0	0	0	0	0	0	0	0	0	0	0	0	549066	ARKANSAS	
29230	11	GREENVILLE, MS COMPR	0	6,853	0	0	0	0	0	0	0	0	0	0	6,853	0	0	549064	MISSISSIPPI	
29230	11	GREENVILLE, MS BLDG A	0	0	0	0	0	0	0	0	0	0	0	0	0	0	0	540074	MISSISSIPPI	
29230	11	GREENVILLE, MS BLDG B	0	0	0	0	0	0	0	0	0	0	0	0	0	0	0	540075	MISSISSIPPI	
29230	11	GREENVILLE VGR FUEL	0	0	0	0	0	0	0	0	0	0	0	0	0	0	0	540076	MISSISSIPPI	
29260	10	SARDIS, MS COMPR STA	0	496	0	0	0	0	0	0	0	0	0	0	496	0	0	549082	MISSISSIPPI	
29260	10	SARDIS MASTER FUEL BLDG A	80,520	0	0	0	0	0	0	0	0	0	0	0	80,520	0	0	540071	MISSISSIPPI	
29260	10	SARDIS DOM FUEL	0	0	0	0	0	0	0	0	0	0	0	0	0	0	0	540072	MISSISSIPPI	
29290	12	BROWNSVILLE MASTER FUEL	7	0	0	0	0	0	0	0	0	0	0	0	7	0	0	540064	TENNESSEE	
29290	12	BROWNSVILLE, TN COMPR	0	75	0	0	0	0	0	0	0	0	0	0	75	0	0	549098	TENNESSEE	
29320	13	COTTAGE GROVE EFM C-1	63,787	0	0	0	0	0	0	0	0	0	0	0	63,787	0	0	540066	TENNESSEE	
29320	13	COTTAGE GROVE EFM C-2	0	0	0	0	0	0	0	0	0	0	0	0	0	0	0	540067	TENNESSEE	
29320	13	COTTAGE GROVE, TN STA	0	97	0	0	0	0	0	0	0	0	0	0	97	0	0	549116	TENNESSEE	
29330		COTTAGE GROVE SECT, KY	0	0	0	0	0	0	0	0	0	0	0	0	0	0	0	MLEBP	KENTUCKY	
29350	15	MADISONVILLE, KY COMP	0	0	0	0	0	0	0	0	0	0	0	0	0	0	0	549134	KENTUCKY	
29380	17	SLAUGHTERS, KY COMP	0	0	0	0	0	0	0	0	0	0	0	0	0	0	0	NO METER		
29400	130	CELESTINE SECT KY	0	0	0	0	0	0	0	0	0	0	0	0	0	0	0	549152	KENTUCKY	
29410	14	CELESTINE, IN COMPR ST	48,019	0	0	0	0	0	0	0	0	0	0	0	48,019	0	0	549152	INDIANA	
29440	16	SHELBYVILLE, IN COMPR	65,126	3,088	0	0	0	0	0	0	0	0	0	0	68,214	0	0	549170	INDIANA	
29460	20	SULPHUR SPRINGS, IN C	1,985	2,955	0	0	0	0	0	0	0	0	0	0	4,940	0	0	549190	INDIANA	
29470	19	PORTLAND, IN COMPR ST	16,040	3,669	0	0	0	0	0	0	0	0	0	0	19,709	0	0	549194	INDIANA	
32350	35	GAGEBY, TX FIELD COMP	0	0	0	0	0	0	0	0	0	0	0	0	0	0	0	549254	TEXAS	
32400	34	EG HILL, TX COMPR STA	59,984	0	0	0	0	0	0	0	0	0	0	0	59,984	0	0	540011	TEXAS	
32400	34	E G HILL ENGINE #4	5	0	0	0	0	0	0	0	0	0	0	0	5	0	0	540098	TEXAS	
32500		ELK CITY SECT, OK	0	0	0	0	0	0	0	0	0	0	0	0	0	0	0	540017	OKLAHOMA	
32550	33	CUSTER, OK FIELD COMP	19,086	0	0	0	0	0	0	0	0	0	0	0	19,086	0	0	540063	OKLAHOMA	
32560	59	TRANSOK OK FC/CUSTER	2,617	0	0	0	0	0	0	0	0	0	0	2,617	0	0	0	540061	OKLAHOMA	
32600	36	MOORELAND, OK COMPR	38,999	308	0	0	0	0	0	0	0	0	0	0	39,307	0	0	549270	OKLAHOMA	
32700	40	MEADE KS CS	41,786	50	0	0	0	0	0	0	0	0	0	0	41,836	0	0	549278	KANSAS	
33300	39	GREENSBURG, KS STA	51,022	0	0	0	0	0	0	0	0	0	0	0	51,022	0	0	549296	KANSAS	
33310	38	BUTTERMILK, KS STA	109	0	0	0	0	0	0	0	0	0	0	0	109	0	0	549274	KANSAS	
33350	37	ALDEN, KS COMPR STA/S	48,546	0	0	0	0	0	0	0	0	0	0	0	48,546	0	0	549314	KANSAS	
33400	1	ENTERPRISE, KS COMPR -	50,454	0	0	0	0	0	0	0	0	0	0	0	50,454	0	0	549334	KANSAS	
33400	1	ENTERPRISE, KS COMPR - eng #9 only	combined	0	0	0	0	0	0	0	0	0	0	0	0	0	0	549334	KANSAS	
33450	46	HAVENSVILLE, KS COMPR	47,407	935	0	0	0	0	0	0	0	0	0	0	48,342	0	0	549358	KANSAS	
33470	156	HAVENSVILLE SECT MO	0	0	0	0	0	0	0	0	0	0	0	0	0	0	0		MISSOURI	
33500	48	MAITLAND, MO COMPR ST	66,941	0	0	0	0	0	0	0	0	0	0	0	66,941	0	0	549364	MISSOURI	
33540	155	LINEVILLE SECT MO	0	0	0	0	0	0	0	0	0	0	0	0	0	0	0	549382	MISSOURI	
33550	47	LINEVILLE, IA COMPR STA	52,192	749	0	0	0	0	0	0	0	0	0	0	52,941	0	0	549382	IOWA	
33600	49	BIRMINGHAM, IA COMPR	59,054	881	0	0	0	0	0	0	0	0	0	0	59,935	0	0	549402	IOWA	
36200	51	NEW WINDSOR, IL COMPR	46,871	707	0	0	0	0	0	0	0	0	0	0	47,578	0	0	549420	ILLINOIS	
36210	52	SANDWICH, IL COMPR ST	29,526	3,120	0	0	0	0	0	0	0	0	0	0	32,646	0	0	549438	ILLINOIS	
36220	27	ST JOHN, IN COMPR STA/	167	18	0	0	0	0	0	0	0	0	0	0	185	0	0	549512	INDIANA	
36230	25	BRIDGMAN, MI COMPR ST	16,675	1,281	0	0	0	0	0	0	0	0	0	0	17,956	0	0	549526	MICHIGAN	
	166	BRIDGMAN AREA MNTNC	0	0	0	0	0	0	0	0	0	0	0	0	0	0	0		MICHIGAN	
36240	24	HAMILTON, MI COMP ST	7	0	0	0	0	0	0	0	0	0	0	0	7	0	0	549550	MICHIGAN	
36250	50	JOLIET, IL COMPR STA	601	1,476	0	0	0	0	0	0	0	0	0	0	2,077	0	0	549508	ILLINOIS	
36300	26	LAGRANGE, IN COMPR ST	0	2,135	0	0	0	0	0	0	0	0	0	0	2,135	0	0	549544	INDIANA	
36310	18	DEFIANCE, OH COMPR ST	44,686	1,894	0	2,013	0	0	0	0	0	0	0	0	48,593	0	0	549212	OHIO	
36620	133	ST. JOHN SECT, IL	0	0	0	0	0	0	0	0	0	0	0	0	0	0	0		ILLINOIS	
36640	151	ST. JOHN SECT, MI	N/A	0	0	0	0	0	0	0	0	0	0	0	0	0	0		MICHIGAN	
36700	135	LAGRANGE SE																		

DECEMBER 2013

1-Dec-2013
 ANR PIPELINE COMPANY
 USE OF GAS DETAIL - NON STORAGE
 VOLUMES IN MSCF AT 14.73 PSIA
 SEAGULL, COMET, CMS DATA

PSID	NEW	ORIGINAL	10	11,12,13,14,15		17	16	18,19	MCF		
	PSID	LOCATION		FUEL	OTHER				PL O	PL M	
			854	854	856	863	859	TOTAL	#		
27070	154	OFFSHORE-LATERAL LINES	0	0	0	0	0	0	WC167BP	OFFSHORE	
27100	153	OFFSHORE - WEST CAM	0	0	0	0	0	0	WC167BP	OFFSHORE	
27090	154	OFFSHORE-	0	0	0	0	0	0	SEBP	OFFSHORE	
27310	119	GRAND CHENIER, LA COM	0	0	0	0	0	0	549023	LOUISIANA	
27320	5	LAKE ARTHUR, LA COMP	0	0	0	0	0	0	549026	LOUISIANA	
27330	4	GRAND CHENIER, LA COM	0	0	0	0	0	0	549022	LOUISIANA	
27340	121	OFFSHORE GR CHENIER	0	0	0	0	0	0	549025	OFFSHORE	
27350	120	GR CHENIER-ANR LATERAL	0	0	0	0	0	0	549024	LOUISIANA	
28200	6	EI 188 (BLOCK 188 COMPR STA	0	0	0	0	0	0	549002	OFFSHORE	
28210	2	PATTERSON, LA COMPR	38,614	0	0	0	0	38,614	549006	LOUISIANA	
28210	3	PATTERSON, LA COMPR	0	0	0	0	0	0	SEBP	LOUISIANA	
28230	7	EUNICE, LA COMPR STA	60	2,952	0	0	0	3,012	549018	LOUISIANA	
28300	8	JENA, LA COMPR STA	0	1,078	0	0	0	1,078	549030	LOUISIANA	
28400	9	DELHI, LA COMPR STA	0	0	0	0	0	0	549046	LOUISIANA	
28600	145	EUNICE SECT, LA ONSHORE	0	0	0	0	0	0	549021	LOUISIANA	
28610	145	EUNICE SECT, LA ONSHORE	0	0	0	0	0	0	549020	LOUISIANA	
28700	113	PATTERSON SECT, LA O	0	0	0	0	0	0	540041	LOUISIANA	
28800	112	PATTERSON SECT, LA O	0	0	0	0	0	0	540047	OFFSHORE	
28820	152	PATTERSON SECT, LA EUG	0	0	0	0	0	0	540043	OFFSHORE	
28900	134	JENA SECT, LA (TRANS)	0	0	0	0	0	0	MLEBP	LOUISIANA	
29220	146	GREENVILLE SECT, AR	0	0	0	0	0	0	549066	ARKANSAS	
29230	11	GREENVILLE, MS COMPR	0	11,982	0	0	0	11,982	549064	MISSISSIPPI	
29230	11	GREENVILLE, MS BLDG A	16	0	0	0	0	16	540074	MISSISSIPPI	
29230	11	GREENVILLE, MS BLDG B	0	0	0	0	0	0	540075	MISSISSIPPI	
29230	11	GREENVILLE VGR FUEL	0	0	0	0	0	0	540076	MISSISSIPPI	
29260	10	SARDIS, MS COMPR STA	0	3,586	0	0	0	3,586	549082	MISSISSIPPI	
29260	10	SARDIS MASTER FUEL BLDG A	89,384	0	0	0	0	89,384	540071	MISSISSIPPI	
29260	10	SARDIS DOM FUEL	0	0	0	0	0	0	540072	MISSISSIPPI	
29290	12	BROWNSVILLE MASTER FUEL	0	0	0	0	0	0	540064	TENNESSEE	
29290	12	BROWNSVILLE, TN COMPR	0	0	0	0	0	0	549098	TENNESSEE	
29320	13	COTTAGE GROVE EFM C-1	81,053	0	0	0	0	81,053	540066	TENNESSEE	
29320	13	COTTAGE GROVE EFM C-2	0	0	0	0	0	0	540067	TENNESSEE	
29320	13	COTTAGE GROVE, TN STA	0	114	0	0	0	114	549116	TENNESSEE	
29330		COTTAGE GROVE SECT, KY	0	0	0	0	0	0	MLEBP	KENTUCKY	
29350	15	MADISONVILLE, KY COMP	38,977	41	0	0	0	39,018	549134	KENTUCKY	
29380	17	SLAUGHTERS, KY COMP	0	0	0	0	0	0	NO METER		
29400	130	CELESTINE SECT KY	0	0	0	0	0	0	549152	KENTUCKY	
29410	14	CELESTINE, IN COMPR ST	67,339	1,664	0	0	0	69,003	549152	INDIANA	
29440	16	SHELBYVILLE, IN COMPR	184	2,264	0	0	0	2,448	549170	INDIANA	
29460	20	SULPHUR SPRINGS, IN C	4,696	0	0	0	0	4,696	549190	INDIANA	
29470	19	PORTLAND, IN COMPR ST	34,617	3,822	0	0	0	38,439	549194	INDIANA	
32350	35	GAGEBY, TX FIELD COMP	0	0	0	0	0	0	549254	TEXAS	
32400	34	EG HILL, TX COMPR STA	51,674	0	0	0	0	51,674	540011	TEXAS	
32400	34	E G HILL ENGINE #4	504	0	0	0	0	504	540098	TEXAS	
32500		ELK CITY SECT, OK	0	0	0	0	0	0	540017	OKLAHOMA	
32550	33	CUSTER, OK FIELD COMP	16,156	1	0	0	0	16,157	540063	OKLAHOMA	
32560	59	TRANSOK OK FC/CUSTER	2,251	0	0	0	0	2,251	540061	OKLAHOMA	
32600	36	MOORELAND, OK COMPR	38,690	447	0	0	0	39,137	549270	OKLAHOMA	
32700	40	MEADE KS CS	30,439	678	0	0	0	31,117	549278	KANSAS	
33300	39	GREENSBURG, KS STA	43,788	0	0	0	0	43,788	549296	KANSAS	
33310	38	BUTTERMILK, KS STA	0	0	0	0	0	0	549274	KANSAS	
33350	37	ALDEN, KS COMPR STA/S	36,851	0	0	0	0	36,851	549314	KANSAS	
33400	1	ENTERPRISE, KS COMPR	39,078	0	0	0	0	39,078	549334	KANSAS	
33400	1	ENTERPRISE, KS COMPR - eng f combined	0	0	0	0	0	0	549334	KANSAS	
33450	46	HAVENSVILLE, KS COMPR	37,180	0	0	0	0	37,180	549358	KANSAS	
33470	156	HAVENSVILLE SECT MO	0	0	0	0	0	0		MISSOURI	
33500	48	MAITLAND, MO COMPR ST	50,251	0	0	0	0	50,251	549364	MISSOURI	
33540	155	LINEVILLE SECT MO	0	0	0	0	0	0	549382	MISSOURI	
33550	47	LINEVILLE, IA COMPR STA	39,869	1,429	0	0	0	41,298	549382	IOWA	
33600	49	BIRMINGHAM, IA COMPR	36,893	1,383	0	1,056	0	39,332	549402	IOWA	
36200	51	NEW WINDSOR, IL COMPR	35,524	1,316	0	0	0	36,840	549420	ILLINOIS	
36210	52	SANDWICH, IL COMPR ST	21,605	3,099	0	0	0	24,704	549438	ILLINOIS	
36220	27	ST JOHN, IN COMPR STA/	7,581	0	0	0	0	7,581	549512	INDIANA	
36230	25	BRIDGMAN, MI COMPR ST	23,572	32	0	0	0	23,604	549526	MICHIGAN	
	166	BRIDGMAN AREA MNTNC	0	0	0	0	0	0		MICHIGAN	
36240	24	HAMILTON, MI COMP ST	7,280	559	0	0	0	7,839	549550	MICHIGAN	
36250	50	JOLIET, IL COMPR STA	8,127	1,500	0	0	0	9,627	549508	ILLINOIS	
36300	26	LAGRANGE, IN COMPR ST	0	2,279	0	0	0	2,279	549544	INDIANA	
36310	18	DEFIANCE, OH COMPR ST	47,608	3,122	0	0	0	50,730	549212	OHIO	
36620	133	ST. JOHN SECT, IL	0	0	0	0	0	0		ILLINOIS	
36640	151	ST. JOHN SECT, MI	N/A	0	0	0	0	0		MICHIGAN	
36700	135	LAGRANGE SECT. MI	0	0	0	0	0	0	549544	MICHIGAN	
36740		DEFIANCE, MI	0	0	0	0	0	0	549212	OHIO	
38200	53	WOODSTOCK, IL COMPR	54,960	4,163	309	0	0	59,432	549448	ILLINOIS	
38220	45	KEWASKUM, WI COMPR S	24,806	0	0	0	0	24,806	549496	WISCONSIN	
38230	44	JANESVILLE, WI COMPR S	5,163	0	0	0	0	5,163	549472	WISCONSIN	
38240	41	MARSHFIELD, WI COMPR	4,222	1,001	0	0	0	5,223	549476	WISCONSIN	
38260	43	WEYAUWEGA, WI COMPR	0	55	0	0	0	55	549488	WISCONSIN	
38270	42	MOUNTAIN, WI COMPR ST	25,043	1,270	0	0	0	26,313	549492	WISCONSIN	
38600	118	EDEN SECT, WI	0	0	0	0	0	0	540015	WISCONSIN	
38610	111	STEVENS POINT SECT, W	0	0	0	0	0	0	540059	WISCONSIN	
38630		SPRING PRAIRIE SECT, W	0	0	0	0	0	0	540057	WISCONSIN	
38640	129	BONDUEL SECT, WI	0	0	0	0	0	0	540005	WISCONSIN	
38203	60	GOODMAN COMPRESSOR STAT	17,855	350	0	0	0	18,205	540102	WISCONSIN	
28800	128	VERMILLION 397 OTHER	0	0	0	0	0	0	530192	OFFSHORE	
		Subtotal - Non-Storage	1,061,910	50,187	309	1,056	0	1,113,462			
									153,100		
									1,266,562		

Total Storage Fuel
 Total Fuel Burned

December-13

ANR PIPELINE COMPANY
 USE OF GAS DETAIL - STORAGE
 VOLUMES IN MSCF AT 14.73 PSIA
 SEAGULL, COMET, CMS DATA

		ORIGINAL	30	31,32,33,34,35	37	36	38	41,42,43	44	45	46	39			STATE
PSID	NEW	LOCATION	FUEL	STATION	OPERA	MAINT	GAS			WELL			MCF		
	PSID			OTHER	PL	PLT	DEHY	WELLS	EXTRACT	FARMS	MNTNC	CNG	VOLUME	CMS	
			819	818	817	833	821	816	824	826	832	841	TOTAL	#	
42200	28	WOOLFOLK, MI COMP	37,089	0	0	0	0	0	0	0	0	0	37,089	549576	MICHIGAN
42210	142	LOREED, MI COMP ST	2,017	69	0	0	76	0	0	0	0	0	2,162	540021	MICHIGAN
42260	30	LINCOLN, MI COMP ST	14,749	0	0	0	0	0	0	0	0	0	14,749	549592	MICHIGAN
42310	22	CHESTER, MI COMP	17,896	0	0	0	0	0	0	0	0	0	17,896	540051	MICHIGAN
42600	122	AUSTIN, MI SF	0	0	0	0	0	0	0	0	0	0	0	540003	MICHIGAN
42722	32	WINFIELD, MI COMP	1,530	0	0	0	0	0	0	0	0	0	1,530	549570	MICHIGAN
42723	29	GOODWELL, MI COMP	58,008	0	0	0	0	0	0	0	0	0	58,008	549650	MICHIGAN
42729	31	MUTTONVILLE, MI FL	0	2,681	0	0	0	0	0	0	0	0	2,681	549588	MICHIGAN
42732	21	CHARLTON, MI FLF	11,753	1,400	0	0	0	0	0	0	0	0	13,153	GAYBP	MICHIGAN
42761	138	WINFIELD, MI SF	0	0	0	0	0	0	0	0	0	0	0	549572	MICHIGAN
42763	137	GOODWELL, MI SF	0	0	0	0	0	0	0	0	0	0	0	549654	MICHIGAN
42767	125	CHESTER, MI SF	0	70	0	0	0	2,438	0	0	0	0	2,508	540055	MICHIGAN
42768	124	CHARLTON, MI SF	0	0	0	0	0	1,003	0	0	0	0	1,003	549625	MICHIGAN
42774	141	LINCOLN, MI SF	0	0	0	0	0	0	0	0	0	0	0	549594	MICHIGAN
42778	140	FREEMAN, MI SF	0	0	0	0	0	0	0	0	0	0	0	540019	MICHIGAN
42783	143	MUTTONVILLE, MI SF	0	0	0	0	702	0	0	0	0	0	702	549590	MICHIGAN
42786	142	LOREED, MI SF	0	0	0	0	0	18	0	398	0	0	416	540023	MICHIGAN
42787	144	REED CITY, MI SF	0	0	0	0	114	0	0	1,089	0	0	1,203	549634	MICHIGAN
42860	122	AUSTIN, MI SF	0	0	0	0	0	0	0	0	0	0	0	540001	MICHIGAN
42861	138	WINFIELD, MI SF	0	0	0	0	0	0	0	0	0	0	0	549574	MICHIGAN
42863	137	GOODWELL, MI SF	0	0	0	0	0	0	0	0	0	0	0	549652	MICHIGAN
42867		CHESTER, MI SF	0	0	0	0	0	0	0	0	0	0	0	540053	MICHIGAN
42868	124	CHARLTON, MI SF	0	0	0	0	0	0	0	0	0	0	0	549624	MICHIGAN
42874	141	LINCOLN, MI SF	0	0	0	0	0	0	0	0	0	0	0	549596	MICHIGAN
42878	140	FREEMAN, MI SF	0	0	0	0	0	0	0	0	0	0	0	MLWBP	MICHIGAN
42883	143	MUTTONVILLE, MI SF	0	0	0	0	0	0	0	0	0	0	0	549590	MICHIGAN
42886	142	LOREED, MI SF	0	0	0	0	0	0	0	0	0	0	0	540025	MICHIGAN
42887	144	REED CITY, MI SF	0	0	0	0	0	0	0	0	0	0	0	549632	MICHIGAN
42900	75	COLD SPRINGS 1 SF	0	0	0	0	0	0	0	0	0	0	0	530200	MICHIGAN
		Subtotal - Storage	143,042	4,220	0	0	892	3,459	0	1,487	0	0	153,100		

**REVISED
DECEMBER 2013**

December 13

ANR PIPELINE COMPANY
 USE OF GAS DETAIL - STORAGE
 VOLUMES IN MSCF AT 14.73 PSIA
 SEAGULL, COMET, CMS DATA

Amended 07-07-14 B

PSID	NEW PSID	LOCATION	30	31,32,33,34,35	37	36	38	41,42,43	44	45	46	39	MCF		STATE
			FUEL	STATION OTHER	OPERA PL	MAINT PLT	GAS DEHY	WELLS	EXTRACT	FARMS	WELL MNTNC	CNG	VOLUME	CMS	
			819	818	817	833	821	816	824	826	832	841	TOTAL	#	
42200	28	WOOLFOLK, MI COMP	53,057	24	0	0	0	0	0	0	0	0	53,081	549576	MICHIGAN
42210	142	LOREED, MI COMP ST	2,017	69	0	0	76	0	0	0	0	0	2,162	540021	MICHIGAN
42260	30	LINCOLN, MI COMP ST	14,749	941	0	0	0	0	0	0	0	0	15,690	549592	MICHIGAN
42310	22	CHESTER, MI COMP	17,896	0	0	0	0	0	0	0	0	0	17,896	540051	MICHIGAN
42600	122	AUSTIN, MI SF	0	0	0	0	0	4,616	0	92	0	0	4,708	540003	MICHIGAN
42722	32	WINFIELD, MI COMP	1,530	519	0	0	0	0	0	0	0	0	2,049	549570	MICHIGAN
42723	29	GOODWELL, MI COMP	58,008	178	0	0	0	0	0	0	0	0	58,186	549650	MICHIGAN
42729	31	MUTTONVILLE, MI FL	0	2,681	0	0	0	0	0	0	0	0	2,681	549588	MICHIGAN
42732	21	CHARLTON, MI FLF	11,753	1,400	0	0	0	0	0	0	0	0	13,153	GAYBP	MICHIGAN
42761	138	WINFIELD, MI SF	0	0	0	0	51	1,293	0	247	0	0	1,591	549572	MICHIGAN
42763	137	GOODWELL, MI SF	0	0	0	0	0	2,627	0	793	0	0	3,420	549654	MICHIGAN
42767	125	CHESTER, MI SF	0	70	0	0	0	4,803	0	0	0	0	4,873	540055	MICHIGAN
42768	124	CHARLTON, MI SF	0	0	0	0	0	4,523	0	0	0	0	4,523	549625	MICHIGAN
42774	141	LINCOLN, MI SF	0	0	0	0	960	3,014	0	82	0	0	4,056	549594	MICHIGAN
42778	140	FREEMAN, MI SF	0	0	0	0	0	2,165	0	418	0	0	2,583	540019	MICHIGAN
42783	143	MUTTONVILLE, MI SF	0	0	0	0	702	1,043	0	0	0	0	1,745	549590	MICHIGAN
42786	142	LOREED, MI SF	0	0	0	0	0	12,358	0	398	0	0	12,756	540023	MICHIGAN
42787	144	REED CITY, MI SF	0	0	0	0	114	0	0	1,089	0	0	1,203	549634	MICHIGAN
42860	122	AUSTIN, MI SF	0	0	0	0	0	0	0	0	0	0	0	540001	MICHIGAN
42861	138	WINFIELD, MI SF	0	0	0	0	0	0	0	0	0	0	0	549574	MICHIGAN
42863	137	GOODWELL, MI SF	0	0	0	0	0	0	0	0	0	0	0	549652	MICHIGAN
42867		CHESTER, MI SF	0	0	0	0	0	0	0	0	0	0	0	540053	MICHIGAN
42868	124	CHARLTON, MI SF	0	0	0	0	0	0	0	0	0	0	0	549624	MICHIGAN
42874	141	LINCOLN, MI SF	0	0	0	0	0	0	0	0	0	0	0	549596	MICHIGAN
42878	140	FREEMAN, MI SF	0	0	0	0	0	0	0	0	0	0	0	MLWBP	MICHIGAN
42883	143	MUTTONVILLE, MI SF	0	0	0	0	0	0	0	0	0	0	0	549590	MICHIGAN
42886	142	LOREED, MI SF	0	0	0	0	0	0	0	0	0	0	0	540025	MICHIGAN
42887	144	REED CITY, MI SF	0	0	0	0	0	0	0	0	0	0	0	549632	MICHIGAN
42900	75	COLD SPRINGS 1 SF	0	528	0	0	0	2,124	0	0	0	0	2,652	530200	MICHIGAN
Subtotal - Storage			159,010	6,410	0	0	1,903	38,566	0	3,119	0	0	209,008		

TAB 4



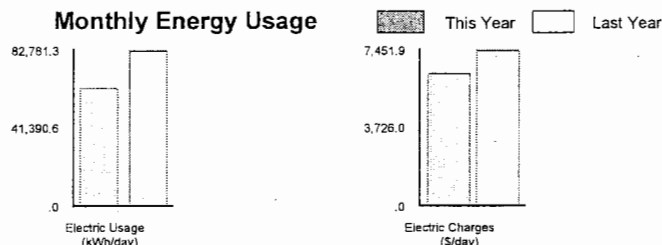
ACCOUNT NUMBER	DATE DUE	AMOUNT DUE
3235-169-331	03/10/2014	\$189,311.40

ANR PIPELINE COMPANY
 E6131 COUNTY ROAD X
 WEYAUWEGA WI 54983
 EL PASO 6000 HP COMPRESSOR ENERGY AN

Billing Summary

Previous Balance 01/17/14..... \$192,778.56
 Payment Received As Of 02/12/14..... \$192,778.56CR
 Balance As Of 02/17/14..... \$.00
 Current Energy Charges 02/17/14..... \$189,311.40
Total Amount Due \$189,311.40

Monthly Energy Usage



	Usage/Day	Charges/Day	Avg Temp
Electric	62,528.53	82,781.33	\$6,310.38 \$7,451.99 7F 18F

Electric Service for 01/16/14 to 02/15/14 (30 Days) - 1,732 Heating Degree Days

On Peak Period : 10am to 10pm

Electricity Used

Meter Number..... PJXZT1017
 Actual Reading on 02/15/14..... 3734
 Actual Reading on 01/16/14..... 3198
 Difference..... 536
 Meter Multiplier..... x3500
 Total Consumption..... 1,875,856 kWhrs
 Total On-Peak Consumption..... 670,229 kWhrs
 Total Off-Peak Consumption..... 1,205,627 kWhrs
 Actual On-Peak Demand (01/27/14 @ 12:00)
 5,158.900kw
 Actual Off-Peak Demand (02/13/14 @ 00:45)
 5,083.300kw
 Actual Reactive Demand (01/27/14 @ 12:00)
 1,686.900kvar
Total Usage Period : 01/16/14 to 02/15/14
 Current Period Power Factor
 5,158.900 / sqrt (5,158.900 squared + 1,686.900
 squared) = 0.950
 Customer Demand 12/14/13 - 01/16/14
 5,273.700kw
 Billed On-Peak Demand
 5,158.900*(1 - .5(.950 - .85)) = 4,901.000kw
Total Consumption for All Meters 1,875,856
Total On-Peak Consumption 670,229
Total Off-Peak Consumption 1,205,627
 Next Scheduled Meter Reading Date..... 03/14/14

Current Electricity Charges

General Primary Service - CP1 30 Days
 Customer Demand Charge > 12470 and < 138000
 (5,273.70 kw x \$1.306000/kw)..... \$6,887.45
 On-Peak Demand Charge > 12470 and < 138000
 (4,901.00 kw x \$12.861000/kw)..... \$63,031.76
 Act 141 2005 Contribution (30 days x \$5.487750/days)..... \$164.63
 Act 141 Base Rate Cost (1,875,856 kWh x \$0.001520-/kWh)..... \$2,851.30CR
 Facilities (30 days x \$17.260270/days)..... \$517.81
 State Low-Income Assistance Fee..... \$190.00
 On-Peak Energy > 12470 and < 138000
 (670,229 kWh x \$0.077240/kWh)..... \$51,768.49
 Off-Peak Energy > 12470 and < 138000
 (1,205,627 kWh x \$0.052790/kWh)..... \$63,645.05
 Fuel Cost Adjustment - On Peak
 (670,229 kWh x \$0.001690-/kWh)..... \$1,132.69CR
 Fuel Cost Adjustment - Off Peak
 (1,205,627 kWh x \$0.001270-/kWh)..... \$1,531.15CR
 Renewable Grant CR (1,875,856 kWh x \$0.000660-/kWh)..... \$1,238.06CR
 Subtotal Electricity Charges \$179,451.99
 Sales Tax (\$179,261.99 x 5.50%) \$9,859.41
Total Electricity Charges \$189,311.40

Messages

- Important Account Information** Consumption is billed using electronic meter pulse data. The dial meter readings are used as a check to validate the electronic pulses.
- Important Account Information** One of your meter(s) registered lower than normal energy usage this month which is not consistent with your past usage patterns. Usually a drop in usage is the result of customer conservation, seasonal changes or changes in energy needs. If you believe your energy usage has not changed, please call us.
- Important Information** Your bill includes a power factor credit. This month, your power factor adjustment was calculated as follows: (4901.00 - 5158.90) x 12.861000 (On Peak Demand Charge) = \$ 3316.85CR.

Contact Us

8-5:00 Monday-Friday

Customer Service: 1-800-714-7777, ext. 7700

Electric Emergency: 1-800-662-4797

Web Site: www.we-energies.com

Please detach bottom portion and return with your payment made payable to We Energies. Please mail payment 7 days prior to due date.

031014323516933100018931140000189311409

ACCOUNT NUMBER	DATE DUE	AMOUNT DUE	AMOUNT ENCLOSED
3235-169-331	03/10/14	\$189,311.40	

SH
 cyc: 031 CR7158

CR7158 3235-169-331



ANR PIPELINE COMPANY
 ACCOUNTS PAYABLE
 PO BOX 2446
 HOUSTON TX 77252-2446



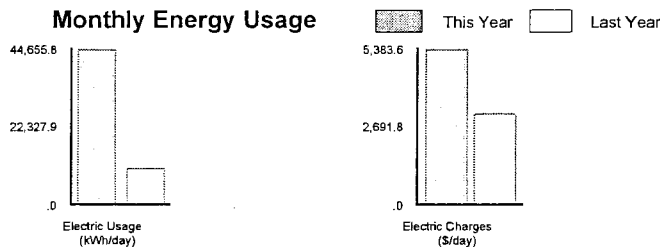
ACCOUNT NUMBER	DATE DUE	AMOUNT DUE
3235-169-331	04/07/2014	\$150,740.97

ANR PIPELINE COMPANY
E6131 COUNTY ROAD X
WEYAUWEGA WI 54983
 EL PASO 6000 HP COMPRESSOR ENERGY AN

Billing Summary

Previous Balance 02/17/14..... \$189,311.40
 Payment Received As Of 03/10/14..... \$189,311.40CR
 Balance As Of 03/17/14..... \$.00
 Current Energy Charges 03/17/14..... \$150,740.97
Total Amount Due \$150,740.97

Monthly Energy Usage



	Usage/Day	Charges/Day	Avg Temp
Electric	44,655.82	10,491.04	18F 24F

Electric Service for 02/15/14 to 03/15/14 (28 Days) - 1,316 Heating Degree Days

On Peak Period : 10am to 10pm

Electricity Used

Meter Number..... PJXZT1017
 Actual Reading on 03/15/14..... 4091
 Actual Reading on 02/15/14..... 3734
 Difference..... 357
 Meter Multiplier..... x3500
 Total Consumption..... 1,250,363 kWhrs
 Total On-Peak Consumption..... 499,073 kWhrs
 Total Off-Peak Consumption..... 751,290 kWhrs
 Actual On-Peak Demand (03/05/14 @ 22:00)
 4,990.900kw
 Actual Off-Peak Demand (03/05/14 @ 23:30)
 5,018.900kw
 Actual Reactive Demand (03/05/14 @ 22:00)
 1,903.900kvar

Total Usage Period : 02/15/14 to 03/15/14
 Current Period Power Factor
 4,990.900 / sqrt (4,990.900 squared + 1,903.900 squared) = 0.934
 Customer Demand 12/14/13 - 01/16/14
 5,273.700kw
 Billed On-Peak Demand
 4,990.900*(1 - .5(.934 - .85)) = 4,781.300kw
Total Consumption for All Meters 1,250,363
Total On-Peak Consumption 499,073
Total Off-Peak Consumption 751,290
 Next Scheduled Meter Reading Date..... 04/14/14

Current Electricity Charges

General Primary Service - CP1 28 Days
 Customer Demand Charge > 12470 and < 138000
 (5,273.70 kw x \$1.306000/kw)..... \$6,887.45
 On-Peak Demand Charge > 12470 and < 138000
 (4,781.30 kw x \$12.861000/kw)..... \$61,492.30
 Act 141 2005 Contribution (28 days x \$5.487750/days)..... \$153.66
 Act 141 Base Rate Cost (1,250,363 kWh x \$0.001520-/kWh)..... \$1,900.55CR
 Facilities (28 days x \$17.260270/days)..... \$483.29
 State Low-Income Assistance Fee..... \$190.00
 On-Peak Energy > 12470 and < 138000
 (499,073 kWh x \$0.077240/kWh)..... \$38,548.40
 Off-Peak Energy > 12470 and < 138000
 (751,290 kWh x \$0.052790/kWh)..... \$39,660.60
 Fuel Cost Adjustment - On Peak
 (499,073 kWh x \$0.001690-/kWh)..... \$843.43CR
 Fuel Cost Adjustment - Off Peak
 (751,290 kWh x \$0.001270-/kWh)..... \$954.14CR
 Renewable Grant CR (1,250,363 kWh x \$0.000660-/kWh)..... \$825.24CR
 Subtotal Electricity Charges \$142,892.34
 Sales Tax (\$142,702.34 x 5.50%) \$7,848.63
Total Electricity Charges \$150,740.97

Messages

- Important Account Information** Consumption is billed using electronic meter pulse data. The dial meter readings are used as a check to validate the electronic pulses.
- Important Information** Your bill includes a power factor credit . This month, your power factor adjustment was calculated as follows:
 (4781.30 - 4990.90) x 12.861000 (On Peak Demand Charge) = \$ 2695.67CR .

Contact Us

8-5:00 Monday-Friday

Customer Service: 1-800-714-7777, ext. 7700

Web Site: www.we-energies.com

Electric Emergency: 1-800-662-4797

Please detach bottom portion and return with your payment made payable to We Energies. Please mail payment 7 days prior to due date.

040714323516933100015074097000150740978

ACCOUNT NUMBER	DATE DUE	AMOUNT DUE	AMOUNT ENCLOSED
3235-169-331	04/07/14	\$150,740.97	

SH
 cyc: 031 CR7158

CR7158 3235-169-331



ANR PIPELINE COMPANY
 ACCOUNTS PAYABLE
 PO BOX 2446
 HOUSTON TX 77252-2446

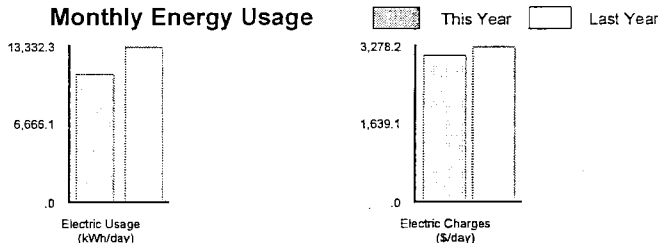


ACCOUNT NUMBER	DATE DUE	AMOUNT DUE
3235-169-331	05/05/2014	\$95,652.42

ANR PIPELINE COMPANY
E6131 COUNTY ROAD X
WEYAUWEGA WI 54983
 EL PASO 6000 HP COMPRESSOR ENERGY AN

Billing Summary

Previous Balance 03/17/14..... \$150,740.97
 Payment Received As Of 04/01/14..... \$150,740.97 CR
 Balance As Of 04/15/14..... \$.00
 Current Energy Charges 04/15/14..... \$95,652.42
Total Amount Due \$95,652.42



	Usage/Day	Charges/Day	Avg Temp
Electric	10,941.10	13,332.38	\$3,085.56 \$3,278.29 34F 30F

Electric Service for 03/15/14 to 04/15/14 (31 Days) - 971 Heating Degree Days

On Peak Period : 10am to 10pm
Electricity Used

Meter Number..... PJXZT1017
 Actual Reading on 04/15/14..... 4188
 Actual Reading on 03/15/14..... 4091
 Difference..... 97
 Meter Multiplier..... x3500
 Total Consumption..... 339,174 kWhrs
 Total On-Peak Consumption..... 129,357 kWhrs
 Total Off-Peak Consumption..... 209,817 kWhrs
 Actual On-Peak Demand (04/14/14 @ 12:30)
 5,165.900kw
 Actual Off-Peak Demand (03/16/14 @ 14:30)
 4,869.100kw
 Actual Reactive Demand (04/14/14 @ 12:30)
 1,664.500kvar
Total Usage Period : 03/15/14 to 04/15/14
 Current Period Power Factor
 5,165.900 / sqrt (5,165.900 squared + 1,664.500
 squared) = 0.952
 Customer Demand 12/14/13 - 01/16/14
 5,273.700kw
 Billed On-Peak Demand
 5,165.900*(1 - .5(.952 - .85)) = 4,902.400kw
Total Consumption for All Meters 339,174
Total On-Peak Consumption 129,357
Total Off-Peak Consumption 209,817
 Next Scheduled Meter Reading Date..... 05/14/14

Current Electricity Charges

General Primary Service - CP1 31 Days
 Customer Demand Charge > 12470 and < 138000
 (5,273.70 kw x \$1.306000/kw)..... \$6,887.45
 On-Peak Demand Charge > 12470 and < 138000
 (4,902.40 kw x \$12.861000/kw)..... \$63,049.77
 Act 141 2005 Contribution (31 days x \$5.487750/days)..... \$170.12
 Act 141 Base Rate Cost (339,174 kWh x \$0.001520-/kWh)..... \$515.54 CR
 Facilities (31 days x \$17.260270/days)..... \$535.07
 State Low-Income Assistance Fee..... \$190.00
 On-Peak Energy > 12470 and < 138000
 (129,357 kWh x \$0.077240/kWh)..... \$9,991.53
 Off-Peak Energy > 12470 and < 138000
 (209,817 kWh x \$0.052790/kWh)..... \$11,076.24
 Fuel Cost Adjustment - On Peak
 (129,357 kWh x \$0.001690-/kWh)..... \$218.61 CR
 Fuel Cost Adjustment - Off Peak
 (209,817 kWh x \$0.001270-/kWh)..... \$266.47 CR
 Renewable Grant CR (339,174 kWh x \$0.000660-/kWh)..... \$223.85 CR
 Subtotal Electricity Charges \$90,675.71
 Sales Tax (\$90,485.71 x 5.50%) \$4,976.71
Total Electricity Charges \$95,652.42

Messages

- Important Account Information** Consumption is billed using electronic meter pulse data. The dial meter readings are used as a check to validate the electronic pulses.
- Important Account Information** One of your meter(s) registered lower than normal energy usage this month which is not consistent with your past usage patterns. Usually a drop in usage is the result of customer conservation, seasonal changes or changes in energy needs. If you believe your energy usage has not changed, please call us.
- Important Information** Your bill includes a power factor credit. This month, your power factor adjustment was calculated as follows: (4902.40 - 5165.90) x 12.861000 (On Peak Demand Charge) = \$ 3388.87CR .

Contact Us

8-5:00 Monday-Friday

Customer Service: 1-800-714-7777, ext. 7700

Electric Emergency: 1-800-662-4797

Web Site: www.we-energies.com

Please detach bottom portion and return with your payment made payable to We Energies. Please mail payment 7 days prior to due date.

050514323516933100009565242000095652427

ACCOUNT NUMBER	DATE DUE	AMOUNT DUE	AMOUNT ENCLOSED
3235-169-331	05/05/14	\$95,652.42	

SH
 cyc: 031 CR7158

CR7158 3235-169-331



ANR PIPELINE COMPANY
 ACCOUNTS PAYABLE
 PO BOX 2446
 HOUSTON TX 77252-2446

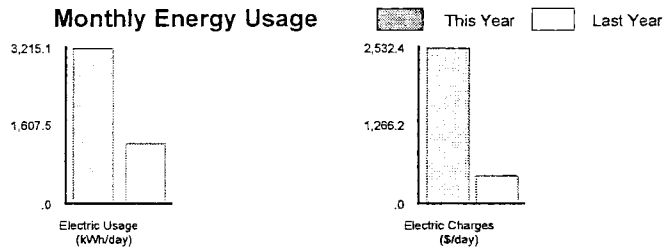


ACCOUNT NUMBER	DATE DUE	AMOUNT DUE
3235-169-331	06/04/2014	\$75,973.34

ANR PIPELINE COMPANY
E6131 COUNTY ROAD X
WEYAUWEGA WI 54983
 EL PASO 6000 HP COMPRESSOR ENERGY AN

Billing Summary

Previous Balance 04/15/14..... \$95,652.42
 Payment Received As Of 04/29/14..... \$95,652.42CR
 Balance As Of 05/15/14..... \$.00
 Current Energy Charges 05/15/14..... \$75,973.34
Total Amount Due \$75,973.34



	Usage/Day	Charges/Day	Avg Temp
Electric	3,215.13	2,532.44	47F 48F

Electric Service for 04/15/14 to 05/15/14 (30 Days) - 538 Heating Degree Days / 6 Cooling Degree Days

On Peak Period : 10am to 10pm

Electricity Used

Meter Number..... PJXZT1017 -
 Actual Reading on 05/15/14..... 4215
 Actual Reading on 04/15/14..... 4188
 Difference..... 27
 Meter Multiplier..... x3500
 Total Consumption..... 96,454 kWhrs
 Total On-Peak Consumption..... 46,601 kWhrs
 Total Off-Peak Consumption..... 49,853 kWhrs
 Actual On-Peak Demand (04/15/14 @ 16:15)
 4,716.500kw
 Actual Off-Peak Demand (04/26/14 @ 00:45)
 2,104.100kw
 Actual Reactive Demand (04/15/14 @ 16:15)
 1,943.100kvar

Total Usage Period : 04/15/14 to 05/15/14

Current Period Power Factor
 $4,716.500 / \sqrt{4,716.500^2 + 1,943.100^2} = 0.925$
 Customer Demand 12/14/13 - 01/16/14
 5,273.700kw
 Billed On-Peak Demand
 $4,716.500 * (1 - .5(.925 - .85)) = 4,539.600kw$
Total Consumption for All Meters 96,454
Total On-Peak Consumption 46,601
Total Off-Peak Consumption 49,853
 Next Scheduled Meter Reading Date..... 06/13/14

Current Electricity Charges

General Primary Service - CP1 30 Days
 Customer Demand Charge > 12470 and < 138000
 (5,273.70 kw x \$1.306000/kw)..... \$6,887.45
 On-Peak Demand Charge > 12470 and < 138000
 (4,539.60 kw x \$12.861000/kw)..... \$58,383.80
 Act 141 2005 Contribution (30 days x \$5.487750/days)..... \$164.63
 Act 141 Base Rate Cost (96,454 kWh x \$0.001520-/kWh)..... \$146.61CR
 Facilities (30 days x \$17.260270/days)..... \$517.81
 State Low-Income Assistance Fee..... \$190.00
 On-Peak Energy > 12470 and < 138000
 (46,601 kWh x \$0.077240/kWh)..... \$3,599.46
 Off-Peak Energy > 12470 and < 138000
 (49,853 kWh x \$0.052790/kWh)..... \$2,631.74
 Fuel Cost Adjustment - On Peak
 (46,601 kWh x \$0.001690-/kWh)..... \$78.76CR
 Fuel Cost Adjustment - Off Peak
 (49,853 kWh x \$0.001270-/kWh)..... \$63.31CR
 Renewable Grant CR (96,454 kWh x \$0.000660-/kWh)..... \$63.66CR
 Subtotal Electricity Charges \$72,022.55
 Sales Tax (\$71,832.55 x 5.50%) \$3,950.79
Total Electricity Charges \$75,973.34

Messages

- Important Account Information** Consumption is billed using electronic meter pulse data. The dial meter readings are used as a check to validate the electronic pulses.
- Important Information** Your bill includes a power factor credit. This month, your power factor adjustment was calculated as follows:
 $(4539.60 - 4716.50) \times 12.861000$ (On Peak Demand Charge) = \$ 2275.11CR.

Contact Us

8-5:00 Monday-Friday

Customer Service: 1-800-714-7777, ext. 7700

Web Site: www.we-energies.com

Electric Emergency: 1-800-662-4797

Please detach bottom portion and return with your payment made payable to We Energies. Please mail payment 7 days prior to due date.

060414323516933100007597334000075973347

ACCOUNT NUMBER	DATE DUE	AMOUNT DUE	AMOUNT ENCLOSED
3235-169-331	06/04/14	\$75,973.34	

SH
 cyc: 031 CR7158

CR7158 3235-169-331



ANR PIPELINE COMPANY
 ACCOUNTS PAYABLE
 PO BOX 2446
 HOUSTON TX 77252-2446



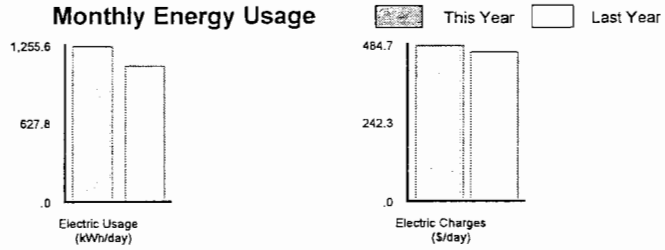
ANR PIPELINE COMPANY
 E6131 COUNTY ROAD X
 WEYAUWEGA WI 54983
 EL PASO 6000 HP COMPRESSOR ENERGY AN

Billing Summary

Previous Balance 05/15/14..... \$75,973.34
 Payment Received As Of 06/03/14..... \$75,973.34 CR
 Balance As Of 06/16/14..... \$.00
 Current Energy Charges 06/16/14..... \$14,541.67
Total Amount Due \$14,541.67

ACCOUNT NUMBER	DATE DUE	AMOUNT DUE
3235-169-331	07/07/2014	\$14,541.67

Monthly Energy Usage



	Usage/Day		Charges/Day		Avg Temp	
Electric	1,255.63	1,095.58	\$484.72	\$464.31	62F	61F

Contact Us

8-5:00 Monday-Friday

Customer Service: 1-800-714-7777, ext. 7700

Electric Emergency: 1-800-662-4797

Web Site: www.we-energies.com

Please detach bottom portion and return with your payment made payable to We Energies. Please mail payment 7 days prior to due date.

070714323516933100001454167000014541671

ACCOUNT NUMBER	DATE DUE	AMOUNT DUE	AMOUNT ENCLOSED
3235-169-331	07/07/14	\$14,541.67	

SH
 cyc: 031 CR7158

CR7158 3235-169-331



ANR PIPELINE COMPANY
 ACCOUNTS PAYABLE
 PO BOX 2446
 HOUSTON TX 77252-2446

(continued)

Electric Service for 05/15/14 to 06/14/14 (30 Days) - 159 Heating Degree Days / 81 Cooling Degree Days

On Peak Period : 10am to 10pm

Electricity Used

Meter Number..... PJXZT1017
 Actual Reading on 06/14/14..... 4226
 Actual Reading on 05/15/14..... 4215
 Difference..... 11
 Meter Multiplier..... x3500
 Total Consumption..... 37,669 kWhrs
 Total On-Peak Consumption..... 13,132 kWhrs
 Total Off-Peak Consumption..... 24,537 kWhrs
 Actual On-Peak Demand (05/15/14 @ 21:45)
 62.900kw
 Actual Off-Peak Demand (05/16/14 @ 06:30)
 68.500kw
 Actual Reactive Demand (05/15/14 @ 21:45)
 76.900kvar

Total Usage Period : 05/15/14 to 06/14/14

Current Period Power Factor
 262.900 / sqrt (262.900 squared + 76.900
 squared) = 0.633
 Customer Demand 12/14/13 - 01/16/14
 5,273.700kw
 Billed On-Peak Demand - Rate Min 300.000kw
Total Consumption for All Meters 37,669
Total On-Peak Consumption 13,132
Total Off-Peak Consumption 24,537
 Next Scheduled Meter Reading Date..... 07/15/14

Current Electricity Charges

General Primary Service - CP1 11 Days
 Customer Demand Charge > 12470 and < 138000
 (5,273.70 kw x \$0.478867/kw) (prorated)..... \$2,525.40
 On-Peak Demand Charge > 12470 and < 138000
 (300.00 kw x \$4.715700/kw) (prorated)..... \$1,414.71
 Act 141 2005 Contribution (11 days x \$5.487750/days)..... \$60.37
 Act 141 Base Rate Cost (13,812 kWh x \$0.001520-/kWh)..... \$20.99CR
 Facilities (11 days x \$17.260270/days)..... \$189.86
 State Low-Income Assistance Fee..... \$190.00
 On-Peak Energy > 12470 and < 138000
 (4,815 kWh x \$0.077240/kWh)..... \$371.91
 Off-Peak Energy > 12470 and < 138000
 (8,997 kWh x \$0.052790/kWh)..... \$474.95
 Fuel Cost Adjustment - On Peak
 (4,815 kWh x \$0.001690-/kWh)..... \$8.14CR
 Fuel Cost Adjustment - Off Peak
 (8,997 kWh x \$0.001270-/kWh)..... \$11.43CR
 Renewable Grant CR (13,812 kWh x \$0.000660-/kWh)..... \$9.12CR
 General Primary Service - CP1 19 Days
 Customer Demand Charge > 12470 and < 138000
 (5,273.70 kw x \$0.827133/kw) (prorated)..... \$4,362.05
 On-Peak Demand Charge > 12470 and < 138000
 (300.00 kw x \$8.145300/kw) (prorated)..... \$2,443.59
 Act 141 2005 Contribution (19 days x \$5.548110/days)..... \$105.41
 Act 141 Base Rate Cost (23,857 kWh x \$0.001520-/kWh)..... \$36.26CR
 Facilities (19 days x \$17.260270/days)..... \$327.95
 On-Peak Energy > 12470 and < 138000
 (8,317 kWh x \$0.077240/kWh)..... \$642.41
 Off-Peak Energy > 12470 and < 138000
 (15,540 kWh x \$0.052790/kWh)..... \$820.36
 Fuel Cost Adjustment - On Peak
 (8,317 kWh x \$0.001690-/kWh)..... \$14.06CR
 Fuel Cost Adjustment - Off Peak
 (15,540 kWh x \$0.001270-/kWh)..... \$19.74CR
 Renewable Grant CR (23,857 kWh x \$0.000660-/kWh)..... \$15.75CR
 Subtotal Electricity Charges \$13,793.48
 Sales Tax (\$13,603.48 x 5.50%) \$748.19
Total Electricity Charges \$14,541.67

Messages

- Important Account Information** The Public Service Commission mandated a 1.1% inflation adjustment to the electric Act 141 2005 contribution line item. The adjustment is effective May 26, and your bill is split in two sections to reflect this change.
- Important Account Information** Consumption is billed using electronic meter pulse data. The dial meter readings are used as a check to validate the electronic pulses.
- Important Information** Your bill includes a power factor charge . This month, your power factor adjustment was calculated as follows:
 (300.00 - 262.90) x 4.715700 (On Peak Demand Charge) = \$ 174.95 .



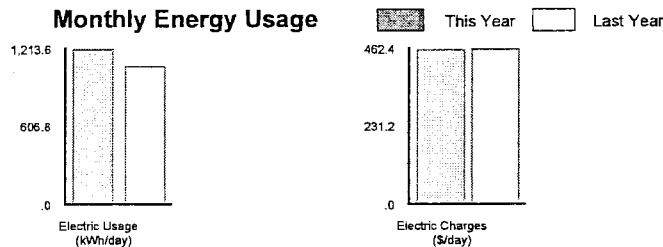
ANR PIPELINE COMPANY
E6131 COUNTY ROAD X
WEYAUWEGA WI 54983
 EL PASO 6000 HP COMPRESSOR ENERGY AN

Billing Summary

Previous Balance 06/16/14..... \$14,541.67
 Payment Received As Of 07/07/14..... \$14,541.67 CR
 Balance As Of 07/16/14..... \$.00
 Current Energy Charges 07/16/14..... \$14,696.33
Total Amount Due \$14,696.33

ACCOUNT NUMBER	DATE DUE	AMOUNT DUE
3235-169-331	08/05/2014	\$14,696.33

Monthly Energy Usage



	Usage/Day	Charges/Day	Avg Temp
Electric	1,213.66	1,075.35	67F 71F

Electric Service for 06/14/14 to 07/16/14 (32 Days) - 58 Heating Degree Days / 133 Cooling Degree Days

On Peak Period : 10am to 10pm

Electricity Used

Meter Number..... PJXZT1017
 Actual Reading on 07/16/14..... 4237
 Actual Reading on 06/14/14..... 4226
 Difference..... 11
 Meter Multiplier..... x3500
 Total Consumption..... 38,837 kWhrs
 Total On-Peak Consumption..... 13,448 kWhrs
 Total Off-Peak Consumption..... 25,389 kWhrs
 Actual On-Peak Demand (06/24/14 @ 13:45)
 71.300kw
 Actual Off-Peak Demand (06/28/14 @ 13:15)
 64.300kw
 Actual Reactive Demand (06/24/14 @ 13:45)
 90.900kvar
Total Usage Period : 06/14/14 to 07/16/14
 Current Period Power Factor
 260.500 / sqrt (260.500 squared + 90.900
 squared) = 0.617
 Customer Demand 12/14/13 - 01/16/14
 5,273.700kw
 Billed On-Peak Demand - Rate Min 300.000kw
Total Consumption for All Meters 38,837
Total On-Peak Consumption 13,448
Total Off-Peak Consumption 25,389
 Next Scheduled Meter Reading Date..... 08/14/14

Current Electricity Charges

General Primary Service - CP1 32 Days
 Customer Demand Charge > 12470 and < 138000
 (5,273.70 kw x \$1.306000/kw)..... \$6,887.45
 On-Peak Demand Charge > 12470 and < 138000
 (300.00 kw x \$12.861000/kw)..... \$3,858.30
 Act 141 2005 Contribution (32 days x \$5.548110/days)..... \$177.54
 Act 141 Base Rate Cost (38,837 kWh x \$0.001520-/kWh)..... \$59.03 CR
 Facilities (32 days x \$17.260270/days)..... \$552.33
 State Low-Income Assistance Fee..... \$227.00
 On-Peak Energy > 12470 and < 138000
 (13,448 kWh x \$0.077240/kWh)..... \$1,038.72
 Off-Peak Energy > 12470 and < 138000
 (25,389 kWh x \$0.052790/kWh)..... \$1,340.29
 Fuel Cost Adjustment - On Peak
 (13,448 kWh x \$0.001690-/kWh)..... \$22.73 CR
 Fuel Cost Adjustment - Off Peak
 (25,389 kWh x \$0.001270-/kWh)..... \$32.24 CR
 Renewable Grant CR (38,837 kWh x \$0.000660-/kWh)..... \$25.63 CR
 Subtotal Electricity Charges \$13,942.00
 Sales Tax (\$13,715.00 x 5.50%) \$754.33
Total Electricity Charges \$14,696.33

Messages

- Important Account Information** Consumption is billed using electronic meter pulse data. The dial meter readings are used as a check to validate the electronic pulses.
- Important Information** Your bill includes a power factor charge . This month, your power factor adjustment was calculated as follows:
 (300.00 - 260.50) x 12.861000 (On Peak Demand Charge) = \$ 508.01 .

Contact Us

8-5:00 Monday-Friday

Customer Service: 1-800-714-7777, ext. 7700

Electric Emergency: 1-800-662-4797

Web Site: www.we-energies.com

Please detach bottom portion and return with your payment made payable to We Energies. Please mail payment 7 days prior to due date.

080514323516933100001469633000014696338

ACCOUNT NUMBER	DATE DUE	AMOUNT DUE	AMOUNT ENCLOSED
3235-169-331	08/05/14	\$14,696.33	

SH
 c/c: 031 CR7158

CR7158 3235-169-331



ANR PIPELINE COMPANY
 ACCOUNTS PAYABLE
 PO BOX 2446
 HOUSTON TX 77252-2446



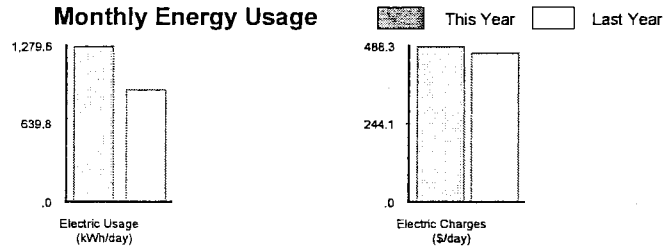
ACCOUNT NUMBER	DATE DUE	AMOUNT DUE
3235-169-331	09/06/2014	\$14,649.77

ANR PIPELINE COMPANY
E6131 COUNTY ROAD X
WEYAUWEGA WI 54983
 EL PASO 6000 HP COMPRESSOR ENERGY AN

Billing Summary

Previous Balance 07/16/14..... \$14,696.33
 Payment Received As Of 08/04/14..... \$14,696.33 CR
 Balance As Of 08/15/14..... \$ 00
 Current Energy Charges 08/15/14..... \$14,649.77
Total Amount Due \$14,649.77

Monthly Energy Usage



	Usage/Day	Charges/Day	Avg Temp
Electric	1,279.60	\$488.33	67F 66F

Electric Service for 07/16/14 to 08/15/14 (30 Days) - 65 Heating Degree Days / 135 Cooling Degree Days

On Peak Period : 10am to 10pm

Electricity Used

Meter Number..... PJXZT1017
 Actual Reading on 08/15/14..... 4248
 Actual Reading on 07/16/14..... 4237
 Difference..... 11
 Meter Multiplier..... x3500
 Total Consumption..... 38,388 kWhrs
 Total On-Peak Consumption..... 14,432 kWhrs
 Total Off-Peak Consumption..... 23,956 kWhrs
 Actual On-Peak Demand (07/22/14 @ 14:00)
 72.700kw
 Actual Off-Peak Demand (07/26/14 @ 17:45)
 64.300kw
 Actual Reactive Demand (07/22/14 @ 14:00)
 97.900kvar
Total Usage Period : 07/16/14 to 08/15/14
 Current Period Power Factor
 257.500 / sqrt (257.500 squared + 97.900
 squared) = 0.596
 Customer Demand 12/14/13 - 01/16/14
 5,273.700kw
 Billed On-Peak Demand - Rate Min 300.000kw
Total Consumption for All Meters 38,388
Total On-Peak Consumption 14,432
Total Off-Peak Consumption 23,956
 Next Scheduled Meter Reading Date..... 09/15/14

Current Electricity Charges

General Primary Service - CP1 30 Days
 Customer Demand Charge > 12470 and < 138000
 (5,273.70 kw x \$1.306000/kw)..... \$6,887.45
 On-Peak Demand Charge > 12470 and < 138000
 (300.00 kw x \$12.861000/kw)..... \$3,858.30
 Act 141 2005 Contribution (30 days x \$5.548110/days)..... \$166.44
 Act 141 Base Rate Cost (38,388 kWh x \$0.001520-/kWh)..... \$58.35 CR
 Facilities (30 days x \$17.260270/days)..... \$517.81
 State Low-Income Assistance Fee..... \$227.00
 On-Peak Energy > 12470 and < 138000
 (14,432 kWh x \$0.077240/kWh)..... \$1,114.73
 Off-Peak Energy > 12470 and < 138000
 (23,956 kWh x \$0.052790/kWh)..... \$1,264.64
 Fuel Cost Adjustment - On Peak
 (14,432 kWh x \$0.001690-/kWh)..... \$24.39 CR
 Fuel Cost Adjustment - Off Peak
 (23,956 kWh x \$0.001270-/kWh)..... \$30.42 CR
 Renewable Grant CR (38,388 kWh x \$0.000660-/kWh)..... \$25.34 CR
 Subtotal Electricity Charges \$13,897.87
 Sales Tax (\$13,670.87 x 5.50%) \$751.90
Total Electricity Charges \$14,649.77

Messages

- Important Account Information** Consumption is billed using electronic meter pulse data. The dial meter readings are used as a check to validate the electronic pulses.
- Important Information** Your bill includes a power factor charge . This month, your power factor adjustment was calculated as follows:
 (300.00 - 257.50) x 12.861000 (On Peak Demand Charge) = \$ 546.59 .

Contact Us

8-5:00 Monday-Friday

Customer Service: 1-800-714-7777, ext. 7700

Electric Emergency: 1-800-662-4797

Web Site: www.we-energies.com

Please detach bottom portion and return with your payment made payable to We Energies. Please mail payment 7 days prior to due date.

090614323516933100001464977000014649772

ACCOUNT NUMBER	DATE DUE	AMOUNT DUE	AMOUNT ENCLOSED
3235-169-331	09/06/14	\$14,649.77	

SH
 c/c: 031 CR7158

CR7158 3235-169-331



ANR PIPELINE COMPANY
 ACCOUNTS PAYABLE
 PO BOX 2446
 HOUSTON TX 77252-2446



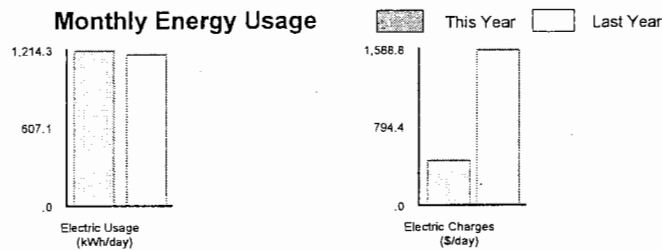
ACCOUNT NUMBER	DATE DUE	AMOUNT DUE
3235-169-331	10/06/2014	\$14,683.77

ANR PIPELINE COMPANY
E6131 COUNTY ROAD X
WEYAUWEGA WI 54983
 EL PASO 6000 HP COMPRESSOR ENERGY AN

Billing Summary

Previous Balance 08/15/14..... \$14,649.77
 Payment Received As Of 09/02/14..... \$14,649.77 CR
 Balance As Of 09/16/14..... \$.00
 Current Energy Charges 09/16/14..... \$14,683.77
Total Amount Due \$14,683.77

Monthly Energy Usage



	Usage/Day	Charges/Day	Avg Temp
Electric	1,214.31	1,181.91	\$458.87 \$1,588.84 65F 68F

Electric Service for 08/15/14 to 09/16/14 (32 Days) - 127 Heating Degree Days / 115 Cooling Degree Days

On Peak Period : 10am to 10pm

Electricity Used

Meter Number..... PJXZT1017
 Actual Reading on 09/16/14..... 4259
 Actual Reading on 08/15/14..... 4248
 Difference..... 11
 Meter Multiplier..... x3500
 Total Consumption..... 38,858 kWhrs
 Total On-Peak Consumption..... 12,910 kWhrs
 Total Off-Peak Consumption..... 25,948 kWhrs
 Actual On-Peak Demand (08/22/14 @ 16:00)
 61.500kw
 Actual Off-Peak Demand (08/16/14 @ 16:00)
 60.100kw
 Actual Reactive Demand (08/22/14 @ 16:00)
 83.900kvar
Total Usage Period : 08/15/14 to 09/16/14
 Current Period Power Factor
 256.800 / sqrt (256.800 squared + 83.900
 squared) = 0.591
 Customer Demand 12/14/13 - 01/16/14
 5,273.700kw
 Billed On-Peak Demand - Rate Min 300.000kw
Total Consumption for All Meters 38,858
Total On-Peak Consumption 12,910
Total Off-Peak Consumption 25,948
 Next Scheduled Meter Reading Date..... 10/14/14

Current Electricity Charges

General Primary Service - CP1 32 Days
 Customer Demand Charge > 12470 and < 138000
 (5,273.70 kw x \$1.306000/kw)..... \$6,887.45
 On-Peak Demand Charge > 12470 and < 138000
 (300.00 kw x \$12.861000/kw)..... \$3,858.30
 Act 141 2005 Contribution (32 days x \$5.548110/days)..... \$177.54
 Act 141 Base Rate Cost (38,858 kWh x \$0.001520-/kWh)..... \$59.06 CR
 Facilities (32 days x \$17.260270/days)..... \$552.33
 State Low-Income Assistance Fee..... \$227.00
 On-Peak Energy > 12470 and < 138000
 (12,910 kWh x \$0.077240/kWh)..... \$997.17
 Off-Peak Energy > 12470 and < 138000
 (25,948 kWh x \$0.052790/kWh)..... \$1,369.79
 Fuel Cost Adjustment - On Peak
 (12,910 kWh x \$0.001690-/kWh)..... \$21.82 CR
 Fuel Cost Adjustment - Off Peak
 (25,948 kWh x \$0.001270-/kWh)..... \$32.95 CR
 Renewable Grant CR (38,858 kWh x \$0.000660-/kWh)..... \$25.65 CR
 Subtotal Electricity Charges \$13,930.10
 Sales Tax (\$13,703.10 x 5.50%) \$753.67
Total Electricity Charges \$14,683.77

Messages

- Important Account Information** Consumption is billed using electronic meter pulse data. The dial meter readings are used as a check to validate the electronic pulses.
- Important Information** Your bill includes a power factor charge. This month, your power factor adjustment was calculated as follows: (300.00 - 256.80) x 12.861000 (On Peak Demand Charge) = \$ 555.60.

Contact Us

8-5:00 Monday-Friday

Customer Service: 1-800-714-7777, ext. 7700

Web Site: www.we-energies.com

Electric Emergency: 1-800-662-4797

Please detach bottom portion and return with your payment made payable to We Energies. Please mail payment 7 days prior to due date.

100614323516933100001468377000014683770

ACCOUNT NUMBER	DATE DUE	AMOUNT DUE	AMOUNT ENCLOSED
3235-169-331	10/06/14	\$14,683.77	

SH
 c/c: 031 CR7158

CR7158 3235-169-331



ANR PIPELINE COMPANY
 ACCOUNTS PAYABLE
 PO BOX 2446
 HOUSTON TX 77252-2446

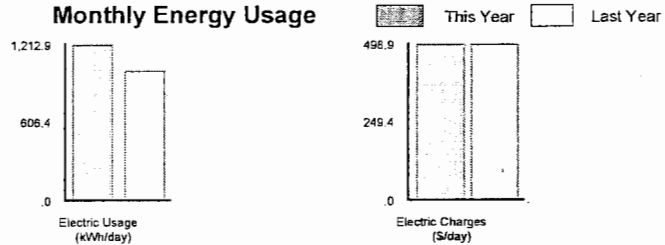


ACCOUNT NUMBER	DATE DUE	AMOUNT DUE
3235-169-331	11/04/2014	\$14,414.67

ANR PIPELINE COMPANY
 E6131 COUNTY ROAD X
 WEYAUWEGA WI 54983
 EL PASO 6000 HP COMPRESSOR ENERGY AN

Billing Summary

Previous Balance 09/16/14..... \$14,683.77
 Payment Received As Of 10/06/14..... \$14,683.77 CR
 Balance As Of 10/15/14..... \$.00
 Current Energy Charges 10/15/14..... \$14,414.67
Total Amount Due \$14,414.67



	Usage/Day	Charges/Day	Avg Temp
Electric	1,212.90	1,002.93	\$497.06 \$498.90 54F 58F

Electric Service for 09/16/14 to 10/15/14 (29 Days) - 352 Heating Degree Days / 22 Cooling Degree Days

On Peak Period : 10am to 10pm

Electricity Used

Meter Number..... PJXZT1017
 Actual Reading on 10/15/14..... 4269
 Actual Reading on 09/16/14..... 4259
 Difference..... 10
 Meter Multiplier..... x3500
 Total Consumption..... 35,174 kWhrs
 Total On-Peak Consumption..... 12,706 kWhrs
 Total Off-Peak Consumption..... 22,468 kWhrs
 Actual On-Peak Demand (10/08/14 @ 21:30)
 62.900kw
 Actual Off-Peak Demand (10/06/14 @ 06:45)
 71.300kw
 Actual Reactive Demand (10/08/14 @ 21:30)
 75.500kvar
Total Usage Period : 09/16/14 to 10/15/14
 Current Period Power Factor
 264.000 / sqrt (264.000 squared + 75.500
 squared) = 0.640
 Customer Demand 12/14/13 - 01/16/14
 5,273.700kw
 Billed On-Peak Demand - Rate Min 300.000kw
Total Consumption for All Meters 35,174
Total On-Peak Consumption 12,706
Total Off-Peak Consumption 22,468
 Next Scheduled Meter Reading Date..... 11/14/14

Current Electricity Charges

General Primary Service - CP1 29 Days
 Customer Demand Charge > 12470 and < 138000
 (5,273.70 kw x \$1.306000/kw)..... \$6,887.45
 On-Peak Demand Charge > 12470 and < 138000
 (300.00 kw x \$12.861000/kw)..... \$3,858.30
 Act 141 2005 Contribution (29 days x \$5.548110/days)..... \$160.90
 Act 141 Base Rate Cost (35,174 kWh x \$0.001520-/kWh)..... \$53.46 CR
 Facilities (29 days x \$17.260270/days)..... \$500.55
 State Low-Income Assistance Fee..... \$227.00
 On-Peak Energy > 12470 and < 138000
 (12,706 kWh x \$0.077240/kWh)..... \$981.41
 Off-Peak Energy > 12470 and < 138000
 (22,468 kWh x \$0.052790/kWh)..... \$1,186.09
 Fuel Cost Adjustment - On Peak
 (12,706 kWh x \$0.001690-/kWh)..... \$21.47 CR
 Fuel Cost Adjustment - Off Peak
 (22,468 kWh x \$0.001270-/kWh)..... \$28.53 CR
 Renewable Grant CR (35,174 kWh x \$0.000660-/kWh)..... \$23.21 CR
 Subtotal Electricity Charges \$13,675.03
 Sales Tax (\$13,448.03 x 5.50%) \$739.64
Total Electricity Charges \$14,414.67

Messages

- Important Account Information** Consumption is billed using electronic meter pulse data. The dial meter readings are used as a check to validate the electronic pulses.
- Important Information** Your bill includes a power factor charge . This month, your power factor adjustment was calculated as follows: (300.00 - 264.00) x 12.861000 (On Peak Demand Charge) = \$ 463.00 .

Contact Us

8-5:00 Monday-Friday

Customer Service: 1-800-714-7777, ext. 7700

Electric Emergency: 1-800-662-4797

Web Site: www.we-energies.com

Please detach bottom portion and return with your payment made payable to We Energies. Please mail payment 7 days prior to due date.

110414323516933100001441467000014414671

ACCOUNT NUMBER	DATE DUE	AMOUNT DUE	AMOUNT ENCLOSED
3235-169-331	11/04/14	\$14,414.67	

SH
 cyc: 031 CR7158

CR7158 3235-169-331



ANR PIPELINE COMPANY
 ACCOUNTS PAYABLE
 PO BOX 2446
 HOUSTON TX 77252-2446

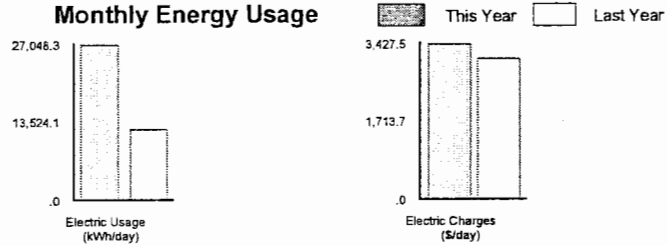


ANR PIPELINE COMPANY
E6131 COUNTY ROAD X
WEYAUWEGA WI 54983
 EL PASO 6000 HP COMPRESSOR ENERGY AN

Billing Summary

Previous Balance 10/15/14..... \$14,414.67
 Payment Received As Of 10/29/14..... \$14,414.67 CR
 Balance As Of 11/17/14..... \$.00
 Current Energy Charges 11/17/14..... \$106,253.88
Total Amount Due \$106,253.88

ACCOUNT NUMBER	DATE DUE	AMOUNT DUE
3235-169-331	12/08/2014	\$106,253.88



	Usage/Day	Charges/Day	Avg Temp
Electric	27,048.35	12,256.94	\$3,427.54 \$3,103.00 40F 40F

Electric Service for 10/15/14 to 11/15/14 (31 Days) - 765 Heating Degree Days

On Peak Period : 10am to 10pm

Electricity Used

Meter Number..... PJXZT1017
 Actual Reading on 11/15/14..... 4509
 Actual Reading on 10/15/14..... 4269
 Difference..... 240
 Meter Multiplier..... x3500
 Total Consumption..... 838,499 kWhrs
 Total On-Peak Consumption..... 281,919 kWhrs
 Total Off-Peak Consumption..... 556,580 kWhrs
 Actual On-Peak Demand (11/10/14 @ 19:00)
 3,508.300kw
 Actual Off-Peak Demand (11/06/14 @ 03:30)
 4,568.100kw
 Actual Reactive Demand (11/10/14 @ 19:00)
 2,024.300kvar
Total Usage Period : 10/15/14 to 11/15/14
 Current Period Power Factor
 3,508.300 / sqrt (3,508.300 squared + 2,024.300 squared) = 0.866
 Customer Demand 12/14/13 - 01/16/14
 5,273.700kw
 Billed On-Peak Demand
 3,508,300*(1 - .5(.866 - .85)) = 3,480.200kw
Total Consumption for All Meters 838,499
Total On-Peak Consumption 281,919
Total Off-Peak Consumption 556,580
 Next Scheduled Meter Reading Date..... 12/12/14

Current Electricity Charges

General Primary Service - CP1 31 Days
 Customer Demand Charge > 12470 and < 138000
 (5,273.70 kw x \$1.306000/kw)..... \$6,887.45
 On-Peak Demand Charge > 12470 and < 138000
 (3,480.20 kw x \$12.861000/kw)..... \$44,758.85
 Act 141 2005 Contribution (31 days x \$5.548110/days)..... \$171.99
 Act 141 Base Rate Cost (838,499 kWh x \$0.001520-/kWh)..... \$1,274.52 CR
 Facilities (31 days x \$17.260270/days)..... \$535.07
 State Low-Income Assistance Fee..... \$227.00
 On-Peak Energy > 12470 and < 138000
 (281,919 kWh x \$0.077240/kWh)..... \$21,775.42
 Off-Peak Energy > 12470 and < 138000
 (556,580 kWh x \$0.052790/kWh)..... \$29,381.86
 Fuel Cost Adjustment - On Peak
 (281,919 kWh x \$0.001690-/kWh)..... \$476.44 CR
 Fuel Cost Adjustment - Off Peak
 (556,580 kWh x \$0.001270-/kWh)..... \$706.86 CR
 Renewable Grant CR (838,499 kWh x \$0.000660-/kWh)..... \$553.41 CR
 Subtotal Electricity Charges \$100,726.41
 Sales Tax (\$100,499.41 x 5.50%) \$5,527.47
Total Electricity Charges \$106,253.88

Messages

- Important Account Information** Consumption is billed using electronic meter pulse data. The dial meter readings are used as a check to validate the electronic pulses.
- Important Information** Your bill includes a power factor credit . This month, your power factor adjustment was calculated as follows:
 (3480.20 - 3508.30) x 12.861000 (On Peak Demand Charge) = \$ 361.39CR .

Contact Us

8-5:00 Monday-Friday

Customer Service: 1-800-714-7777, ext. 7700

Electric Emergency: 1-800-662-4797

Web Site: www.we-energies.com

Please detach bottom portion and return with your payment made payable to We Energies. Please mail payment 7 days prior to due date.

120814323516933100010625388000106253888

ACCOUNT NUMBER	DATE DUE	AMOUNT DUE	AMOUNT ENCLOSED
3235-169-331	12/08/14	\$106,253.88	

SH
 cyc: 031 CR7158

CR7158 3235-169-331



ANR PIPELINE COMPANY
 ACCOUNTS PAYABLE
 PO BOX 2446
 HOUSTON TX 77252-2446

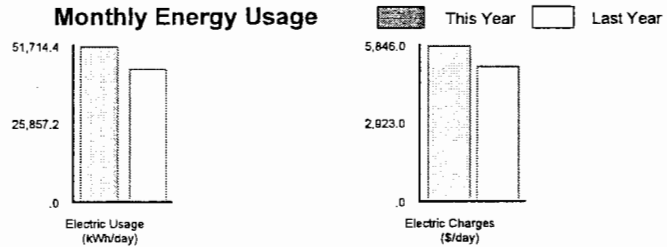


ANR PIPELINE COMPANY
E6131 COUNTY ROAD X
WEYAUWEGA WI 54983
 EL PASO 6000 HP COMPRESSOR ENERGY AN

Billing Summary

Previous Balance 11/17/14..... \$106,253.88
 Payment Received As Of 12/09/14..... \$106,253.88CR
 Balance As Of 12/15/14..... \$.00
 Current Energy Charges 12/15/14..... \$163,690.24
Total Amount Due \$163,690.24

ACCOUNT NUMBER	DATE DUE	AMOUNT DUE
3235-169-331	01/05/2015	\$163,690.24



	Usage/Day	Charges/Day	Avg Temp
Electric	51,714.43	44,006.79	\$5,846.08 \$5,051.51 23F 23F

Electric Service for 11/15/14 to 12/13/14 (28 Days) - 1,167 Heating Degree Days

On Peak Period : 10am to 10pm

Electricity Used

Meter Number..... PJXZT1017
 Actual Reading on 12/13/14..... 4923
 Actual Reading on 11/15/14..... 4509
 Difference..... 414
 Meter Multiplier..... x3500
 Total Consumption..... 1,448,004 kWhrs
 Total On-Peak Consumption..... 467,793 kWhrs
 Total Off-Peak Consumption..... 980,211 kWhrs
 Actual On-Peak Demand (11/17/14 @ 21:15)
 5,331.100kw
 Actual Off-Peak Demand (11/17/14 @ 22:30)
 5,317.100kw
 Actual Reactive Demand (11/17/14 @ 21:15)
 1,464.300kvar
Total Usage Period : 11/15/14 to 12/13/14
 Current Period Power Factor
 $5,331.100 / \sqrt{5,331.100 \text{ squared} + 1,464.300 \text{ squared}} = 0.964$
 Customer Demand 11/15/14 - 12/13/14
 5,331.100kw
 Billed On-Peak Demand
 $5,331.100 * (1 - .5(.964 - .85)) = 5,027.200kw$
Total Consumption for All Meters 1,448,004
Total On-Peak Consumption 467,793
Total Off-Peak Consumption 980,211
 Next Scheduled Meter Reading Date..... 01/15/15

Current Electricity Charges

General Primary Service - CP1 28 Days
 Customer Demand Charge > 12470 and < 138000
 (5,331.10 kw x \$1.306000/kw)..... \$6,962.42
 On-Peak Demand Charge > 12470 and < 138000
 (5,027.20 kw x \$12.861000/kw)..... \$64,654.82
 Act 141 2005 Contribution (28 days x \$5.548110/days)..... \$155.35
 Act 141 Base Rate Cost (1,448,004 kWh x \$0.001520-/kWh)..... \$2,200.97CR
 Facilities (28 days x \$17.260270/days)..... \$483.29
 State Low-Income Assistance Fee..... \$227.00
 On-Peak Energy > 12470 and < 138000
 (467,793 kWh x \$0.077240/kWh)..... \$36,132.33
 Off-Peak Energy > 12470 and < 138000
 (980,211 kWh x \$0.052790/kWh)..... \$51,745.34
 Fuel Cost Adjustment - On Peak
 (467,793 kWh x \$0.001690-/kWh)..... \$790.57CR
 Fuel Cost Adjustment - Off Peak
 (980,211 kWh x \$0.001270-/kWh)..... \$1,244.87CR
 Renewable Grant CR (1,448,004 kWh x \$0.000660-/kWh)..... \$955.68CR
 Subtotal Electricity Charges \$155,168.46
 Sales Tax (\$154,941.46 x 5.50%) \$8,521.78
Total Electricity Charges \$163,690.24

Messages

- Important Account Information** Consumption is billed using electronic meter pulse data. The dial meter readings are used as a check to validate the electronic pulses.
- Important Information** Your bill includes a power factor credit . This month, your power factor adjustment was calculated as follows:
 $(5027.20 - 5331.10) \times 12.861000$ (On Peak Demand Charge) = \$ 3908.46CR .

Contact Us

8-5:00 Monday-Friday

Customer Service: 1-800-714-7777, ext. 7700

Web Site: www.we-energies.com

Electric Emergency: 1-800-662-4797

Please detach bottom portion and return with your payment made payable to We Energies. Please mail payment 7 days prior to due date.

010515323516933100016369024000163690240

ACCOUNT NUMBER	DATE DUE	AMOUNT DUE	AMOUNT ENCLOSED
3235-169-331	01/05/15	\$163,690.24	

SH
 c/c: 031 CR7158

CR7158 3235-169-331



ANR PIPELINE COMPANY
 ACCOUNTS PAYABLE
 PO BOX 2446
 HOUSTON TX 77252-2446



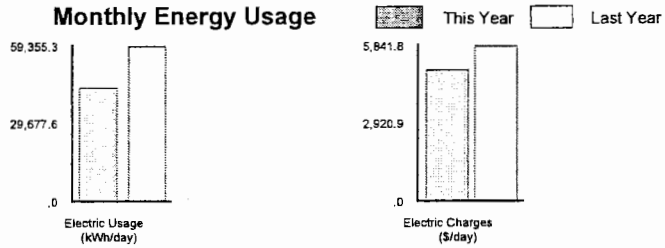
ANR PIPELINE COMPANY
E6131 COUNTY ROAD X
WEYAUWEGA WI 54983
 EL PASO 6000 HP COMPRESSOR ENERGY AN

ACCOUNT NUMBER	DATE DUE	AMOUNT DUE
3235-169-331	02/09/2015	\$167,521.75

Billing Summary

Previous Balance 12/15/14..... \$163,690.24
 Payment Received As Of 01/06/15..... \$163,690.24CR
 Balance As Of 01/19/15..... \$20.58
 Current Energy Charges 01/19/15..... \$167,501.17
 Act 141 Revenue Adjustment 12/25/14..... \$19.53
 Act 141 Revenue Adjustment 12/25/14..... \$1.07
 Act 141 Revenue Adjustment 12/25/14..... \$.02CR
Total Amount Due \$167,521.75

Monthly Energy Usage



	Usage/Day		Charges/Day		Avg Temp	
Electric	43,398.71	59,355.36	\$4,926.51	\$5,841.81	20F	13F

Contact Us
8-5:00 Monday-Friday

Customer Service: 1-800-714-7777, ext. 7700
 Electric Emergency: 1-800-662-4797

Web Site: www.we-energies.com

Please detach bottom portion and return with your payment made payable to We Energies. Please mail payment 7 days prior to due date.

020915323516933100016750117000167521755

ACCOUNT NUMBER	DATE DUE	AMOUNT DUE	AMOUNT ENCLOSED
3235-169-331	02/09/15	\$167,521.75	

SH
 c/c: 031 CR7158

CR7158 3235-169-331



ANR PIPELINE COMPANY
 ACCOUNTS PAYABLE
 PO BOX 2446
 HOUSTON TX 77252-2446

(continued)

Electric Service for 12/13/14 to 01/16/15 (34 Days) - 1,525 Heating Degree Days**On Peak Period : 10am to 10pm****Electricity Used**

Meter Number..... PJXZT1017
 Actual Reading on 01/16/15..... 5344
 Actual Reading on 12/13/14..... 4923
 Difference..... 421
 Meter Multiplier..... x3500
 Total Consumption 12/13/14 - 12/31/14
 428,823 kWhrs
 Total On-Peak Consumption 12/13/14 - 12/31/14
 216,421 kWhrs
 Total Off-Peak Consumption 12/13/14 - 12/31/14
 212,402 kWhrs
 Total Consumption 01/01/15 - 01/16/15
 1,046,733 kWhrs
 Total On-Peak Consumption 01/01/15 - 01/16/15
 347,472 kWhrs
 Total Off-Peak Consumption 01/01/15 - 01/16/15
 699,261 kWhrs
 Actual On-Peak Demand (12/31/14 @ 13:00)
 5,308.700kw
 Actual Off-Peak Demand (12/31/14 @ 22:15)
 5,185.500kw
 Actual Reactive Demand (12/31/14 @ 13:00)
 1,559.500kvar
Total Usage Period : 12/13/14 to 01/16/15
 Current Period Power Factor
 $5,308.700 / \sqrt{5,308.700 \text{ squared} + 1,559.500 \text{ squared}} = 0.959$
 Customer Demand 11/15/14 - 12/13/14
 5,331.100kw
 Billed On-Peak Demand
 $5,308.700 * (1 - .5(.959 - .85)) = 5,019.400kw$
Total Consumption for All Meters 1,475,556
Total On-Peak Consumption 563,893
Total Off-Peak Consumption 911,663
 Next Scheduled Meter Reading Date..... 02/13/15

Current Electricity Charges

General Primary Service - CP1 19 Days
 Customer Demand Charge > 12470 and < 138000
 (5,331.10 kw x \$0.729824/kw) (prorated)..... \$3,890.76
 On-Peak Demand Charge > 12470 and < 138000
 (5,019.40 kw x \$7.187029/kw) (prorated)..... \$36,074.58
 Act 141 2005 Contribution (19 days x \$5.548110/days)..... \$105.41
 Act 141 Base Rate Cost (428,823 kWh x \$0.001520-/kWh)..... \$651.81CR
 Facilities (19 days x \$17.260270/days)..... \$327.95
 State Low-Income Assistance Fee..... \$227.00
 On-Peak Energy > 12470 and < 138000
 (216,421 kWh x \$0.077240/kWh)..... \$16,716.36
 Off-Peak Energy > 12470 and < 138000
 (212,402 kWh x \$0.052790/kWh)..... \$11,212.70
 Fuel Cost Adjustment - On Peak
 (216,421 kWh x \$0.001690-/kWh)..... \$365.75CR
 Fuel Cost Adjustment - Off Peak
 (212,402 kWh x \$0.001270-/kWh)..... \$269.75CR
 Renewable Grant CR (428,823 kWh x \$0.000660-/kWh)..... \$283.02CR
 General Primary Service - CP1 15 Days
 Customer Demand Charge > 12470 and < 138000
 (5,331.10 kw x \$0.608824/kw) (prorated)..... \$3,245.70
 On-Peak Demand Charge > 12470 and < 138000
 (5,019.40 kw x \$5.964265/kw) (prorated)..... \$29,937.03
 Act 141 2005 Contribution (15 days x \$5.548110/days)..... \$83.22
 Act 141 Base Rate Cost (1,046,733 kWh x \$0.003200-/kWh)..... \$3,349.55CR
 Facilities (15 days x \$19.760100/days)..... \$296.40
 On-Peak Energy > 12470 and < 138000
 (347,472 kWh x \$0.074150/kWh)..... \$25,765.05
 Off-Peak Energy > 12470 and < 138000
 (699,261 kWh x \$0.052810/kWh)..... \$36,927.97
 Fuel Cost Adjustment - On Peak
 (347,472 kWh x \$0.000580-/kWh)..... \$201.53CR
 Fuel Cost Adjustment - Off Peak
 (699,261 kWh x \$0.000580-/kWh)..... \$405.57CR
 Renewable Grant CR (1,046,733 kWh x \$0.000480-/kWh)..... \$502.43CR
 Subtotal Electricity Charges \$158,780.72
 Sales Tax (\$158,553.72 x 5.50%) \$8,720.45
Total Electricity Charges \$167,501.17

Messages

- Important Account Information** This month's bill reflects an annual adjustment for the billing of Wisconsin Act 141.
- Important Account Information** Consumption is billed using electronic meter pulse data. The dial meter readings are used as a check to validate the electronic pulses.
- Important Rate Information** The Public Service Commission of Wisconsin authorized a change in your demand charges effective Jan. 1, 2015. For service <= 12,470 volts: On-Peak Demand changed from \$13.052 to \$13.720. For service > 12,470 volts to < 138,000 volts: On-Peak Demand changed from \$12.861 to \$13.519. For service >= 138,000 volts; On-Peak Demand changed from \$12.700 to \$13.350.
- Important Rate Information** The demand charges are prorated on your bill. To calculate the prorated rate for the period prior to the rate change multiply the previous rate by the number of days billed prior to the rate change, and divide by total number of days in the bill period. To calculate the prorated rate for the period after the rate change multiply the new rate by the number of days billed after the rate change, and divide by total number of days in the bill period.
- Important Account Information** One of your meter(s) registered lower than normal energy usage this month which is not consistent with your past usage patterns. Usually a drop in usage is the result of customer conservation, seasonal changes or changes in energy needs. If you believe your energy usage has not changed, please call us.

(continued)

- **Important Information** Your bill includes a power factor credit . This month, your power factor adjustment was calculated as follows:
(5019.40 - 5308.70) x 7.187029 (On Peak Demand Charge) = \$ 2079.21CR .

TAB 5



A Touchstone Energy® Cooperative
888-485-2537 gtlakes.com

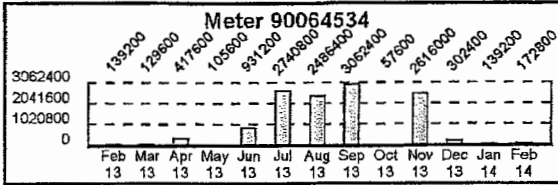
Billing Date 02/14/14

Account Number 712044292-004

Name ANR PIPELINE CO
Service Address PFLUM RD NE

E-MAILED
2/18/14

Meter Number	Service From To	Days Billed	Meter Reading		Multiplier	Consumption		Description	Rate
			Previous	Current		Feb-14	Feb-13		
90064534	12/31/13 - 01/31/14	31	6229 (Act)	6265 (Act)	4800	172800	139200	PSDS Three Phase	PSD



Max kW 633.600 01/30/14 5:00 PM
500.00 kW Minimum
Coincident kW 213.600 01/06/14 7:00 PM
200.00 kW Minimum
Max Reactive kVAR 388.320 01/31/14 2:00 AM

Previous Account Activity


Previous Balance	\$46,070.42
Payment Received 01/24/14 - *Thank You*	\$46,070.42
Account Balance Before Current Charges	\$0.00

Current Activity

Monthly Charge	\$390.00
Minimum Recovery Charge	\$33,054.81
Energy Usage 172800 kWh x 00.044250	\$7,646.40
Maximum Demand 633.60 kW x 01.430000	\$906.05
Coincident Demand 213.60 kW x 07.160000	\$1,529.38
Reactive Demand 388.32 kVAR x 00.250000	\$97.08
Meter Communication Chg	\$7.50
PSCR on Energy Use 172800 kWh x 00.019210	\$3,319.49
Energy Optimization Surcharge	\$865.59
State Sales Tax 14761.49 x 00.060000	\$885.69
Total Current Activity	\$48,701.99

Total Amount Due on or Before 03/06/14 \$48,701.99

NOTE: The February Michigan Country Lines includes a ballot to vote for bylaw changes to create director election districts. Watch for it.



A Touchstone Energy® Cooperative
888-485-2537 gtlakes.com

Due Date 03/06/14
Billing Date 02/14/14
Account # 712044292-004

Total Amount Due \$48,701.99

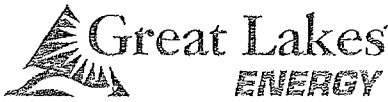
712044292 004 04870199 030614 9


ANR PIPELINE CO
ATTN: JENNIFER HOUTMAN
10000 PFLUM RD NE
MANCERLONA MI 49659-9250

0LES78731
GLUTN1Q-13-T-0
000011

BILL PAYMENT CENTER
2183 N WATER ROAD
HART, MI 49420-9007

Check this box and complete reverse side to update your address or phone number, enroll in the automatic bill payment program, or People Fund.



A Touchstone Energy[®] Cooperative 
 1323 Boyne Avenue, Boyne City, MI 49712
 888-485-2537 glakes.com

CRITICAL

Billing Date 03/14/14
 Account Number 712044292-004


Name ANR PIPELINE CO
 Service Address PFLUM RD NE

Meter Number	Service From	To	Days Billed	Meter Reading		Multiplier	Consumption		Description	Rate
				Previous	Current		Mar 14	Mar 13		
90064534	01/31/14	02/28/14	28	6265 (Act)	6402 (Act)	4800	657600	129600	PSDS Three Phase	PSD

Previous Account Activity \$48,701.99
 Previous Balance \$0.00
 Payment Received \$48,701.99
 Account Balance Before Current Charges


Current Activity					
Max kW	4938.240	02/27/14	5:15 PM	Minimum Recovery Charge	\$33,054.81
500.00 kW Minimum				Monthly Charge	\$390.00
Coincident kW	4896.480	02/27/14	8:00 PM	Energy Usage	657600 kWh x 00.044250 \$29,098.80
200.00 kW Minimum				Max Demand	4938.24 kWh x 01.430000 \$7,061.68
Max Reactive kVAR	3430.080	02/28/14	8:00 PM	Coincident Demand	4896.48 kW x 07.160000 \$35,058.80
				Reactive Demand	3430.08 kVAR x 00.250000 \$857.52
				Meter Communication charge	\$7.50
				PSCR on Energy Use	657600 kWh x 00.019210 \$12,632.50
				Energy Optimization Surcharge	\$865.59
				State Sales Tax	\$5,158.34
				Total Current Activity	\$124,185.54

Total Amount Due on or Before 04/03/14 \$172,887.53



Detach this portion and return with payment.

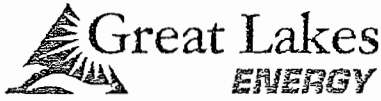


A Touchstone Energy[®] Cooperative 
 1323 Boyne Avenue, Boyne City, MI 49712
 888-485-2537 glakes.com

Due Date 04/03/14 Total Amount Due \$172,887.53
 Billing Date 03/14/14
 Account # 712044292-004

ANR PIPELINE CO
 ATTTN: JENNIFER HOUTMAN
 10000 PFLUM RD NE
 MANCELONA MI 49659-9250

Bill Payment Center
 2183 N. Water Road
 Hart, MI 49420-9005



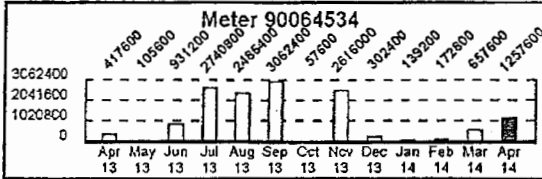
A Touchstone Energy® Cooperative
888-485-2537 gtlakes.com

Billing Date 04/11/14

Account Number 712044292-004

Name ANR PIPELINE CO
Service Address PFLUM RD NE

Meter Number	Service From To	Days Billed	Meter Reading		Multiplier	Consumption		Description	Rate
			Previous	Current		Apr-14	Apr-13		
90064534	02/28/14 - 03/31/14	31	6402 (Act)	6664 (Act)	4800	1257600	417600	PSDS Three Phase	PSD



Max kW 4834.560 03/06/14 7:15 PM
500.00 kW Minimum
Coincident kW 4713.600 03/03/14 8:00 AM
200.00 kW Minimum
Max Reactive kVAR 4251.360 03/28/14 6:00 AM

Previous Account Activity

Previous Balance	\$173,843.86
Payment Received 03/21/14 - *Thank You*	\$172,887.53
Adjustment	\$956.33CR
Account Balance Before Current Charges	\$0.00

Current Activity

Monthly Charge	\$390.00
Minimum Recovery Charge	\$33,054.81
Energy Usage	1257600 kWh x 00.044250 \$55,648.80
Maximum Demand	4834.56 kW x 01.430000 \$6,913.42
Coincident Demand	4713.60 kW x 07.160000 \$33,749.38
Reactive Demand	4251.36 kVAR x 00.250000 \$1,062.84
Meter Communication Chg	\$7.50
PSCR on Energy Use	1257600 kWh x 00.019210 \$24,158.50
Energy Optimization Surcharge	\$865.59
State Sales Tax	122796.03 x 00.060000 \$7,367.76
Total Current Activity	\$163,218.60

Total Amount Due on or Before 05/01/14 \$163,218.60

For Billing questions or to report an outage call: 888-485-2537



A Touchstone Energy® Cooperative
888-485-2537 gtlakes.com

Due Date 05/01/14
Billing Date 04/11/14
Account # 712044292-004

Total Amount Due

\$163,218.60

712044292 004 16321860 050114 9

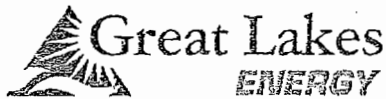
ANR PIPELINE CO
ATTN: JENNIFER HOUTMAN
10000 PFLUM RD NE
MANCELONA MI 49659-9250

GLE311599
GLUTILVQ-10-T-0
000008

BILL PAYMENT CENTER
2183 N WATER ROAD
HART, MI 49420-9007

Check this box and complete reverse side to update your address or phone number, enroll in the automatic bill payment program, or People Fund.

Book - 100
Page 1 of 1



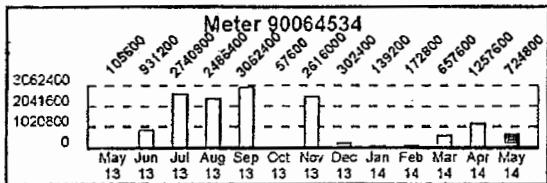
A Touchstone Energy* Cooperative
888-485-2537 gtlakes.com

Billing Date 05/14/14

Account Number 712044292-004

Name ANR PIPELINE CO
Service Address PFLUM RD NE

Meter Number	Service From To	Days Billed	Meter Reading		Multiplier	Consumption		Description	Rate
			Previous	Current		May-14	May-13		
90064534	03/31/14 - 04/30/14	30	6664 (Act)	6815 (Act)	4800	724800	105600	PSDS Three Phase	PSD



Previous Account Activity

Previous Balance	\$163,218.60
Payment Received 04/21/14 - *Thank You*	\$163,218.60
Account Balance Before Current Charges	\$0.00

Current Activity

Monthly Charge	\$390.00
Minimum Recovery Charge	\$33,054.81
Energy Usage	724800 kWh x 00.044250 \$32,072.40
Maximum Demand	2613.12 kW x 01.430000 \$3,736.76
Coincident Demand	200.00 kW x 07.160000 \$1,432.00
Reactive Demand	4296.00 kVAR x 00.250000 \$1,074.00
Meter Communication Chg	\$7.50
PSCR on Energy Use	724800 kWh x 00.019210 \$13,923.41
Energy Optimization Surcharge	\$865.59
State Sales Tax	53501.66 x 00.060000 \$3,210.10
Total Current Activity	\$89,766.57

Max kW 2613.120 04/30/14 10:00 PM
500.00 kW Minimum
Coincident kW 128.640 04/14/14 9:00 PM
200.00 kW Minimum
Max Reactive kVAR 4296.000 04/18/14 7:00 PM

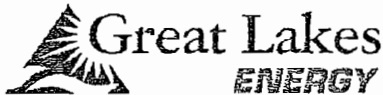
Total Amount Due on or Before 06/03/14 \$89,766.57

For Billing questions or to report an outage call: 888-485-2537

Want to win a \$100 billing credit? We'll draw six winners on June 1. Simply sign up for the People Fund today. Fill out the enclosed bill insert or call to enroll.

Save money! Have you used your Co-op Co... insert or visit connections.coop

PowerTalk



A Touchstone Energy* Cooperative
888-485-2537 gtlakes.com

Due Date 06/03/14
Billing Date 05/14/14
Account # 712044292-004

Total Amount Due

\$89,766.57

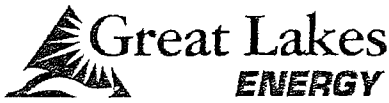
712044292 004 08976657 060314 3

ANR PIPELINE CO
ATTN: JENNIFER HOUTMAN
10000 PFLUM RD NE
MANCELONA MI 49659-9250

GLE23703
GLUTILIO-10-T.0
000008

BILL PAYMENT CENTER
2183 N WATER ROAD
HART, MI 49420-9007

Check this box and complete reverse side to update your address or phone number, enroll in the automatic bill payment program, or People Fund.



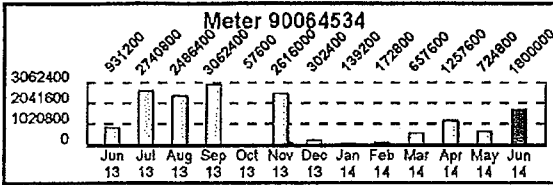
A Touchstone Energy* Cooperative
888-485-2537 gtlakes.com

Billing Date 06/13/14

Account Number 712044292-004

Name ANR PIPELINE CO
Service Address PFLUM RD NE

Meter Number	Service From	Days To Billed	Meter Reading		Multiplier	Consumption		Description	Rate
			Previous	Current		Jun-14	Jun-13		
90064534	04/30/14 - 05/31/14	31	6815 (Act)	7190 (Act)	4800	1800000	931200	PSDS Three Phase	PSD



Previous Account Activity

Previous Balance	\$89,766.57
Payment Received 06/03/14 - *Thank You*	\$89,766.57
Account Balance Before Current Charges	\$0.00

Current Activity

Monthly Charge		\$390.00
Minimum Recovery Charge		\$33,054.81
Energy Usage	1800000 kWh x 00.044250	\$79,650.00
Maximum Demand	5535.36 kW x 01.430000	\$7,915.56
Coincident Demand	200.00 kW x 07.160000	\$1,432.00
Reactive Demand	4089.12 kVAR x 00.250000	\$1,022.28
Meter Communication Chg		\$7.50
PSCR on Energy Use	1800000 kWh x 00.019210	\$34,578.00
Energy Optimization Surcharge		\$865.59
State Sales Tax	125860.93 x 00.060000	\$7,551.66
Total Current Activity		\$166,467.40

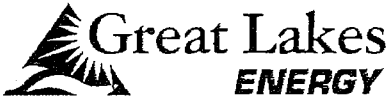
2013 Capital Credit Allocation \$104,379.23
 Max kW 5535.360 05/22/14 11:30 AM
 500.00 kW Minimum
 Coincident kW 84.480 05/31/14 7:00 PM
 200.00 kW Minimum
 Max Reactive KVAR 4089.120 05/01/14 7:00 AM

Total Amount Due on or Before 07/03/14 \$166,467.40

For Billing questions or to report an outage call: 888-485-2537

Your 2013 capital credit allocation is listed in red underneath purchases because you are a member of a cooperative. Your board of directors has approved the return of more than the Cooperative Difference.

Fired of a paper bill? Switch to e-billing and we'll email your bill monthly. Visit my.gtlakes.com today.



A Touchstone Energy* Cooperative
888-485-2537 gtlakes.com

Due Date 07/03/14
Billing Date 06/13/14
Account # 712044292-004

Total Amount Due \$166,467.40

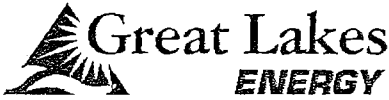
712044292 004 16646740 070314 4

ANR PIPELINE CO
ATTN: JENNIFER HOUTMAN
10000 PFLUM RD NE
MANCELONA MI 49659-9250

0LES85148
GL UTIL IQ-9-T-0
000007

BILL PAYMENT CENTER
2183 N WATER ROAD
HART, MI 49420-9007

Check this box and complete reverse side to update your address or phone number, enroll in the automatic bill payment program, or People Fund.



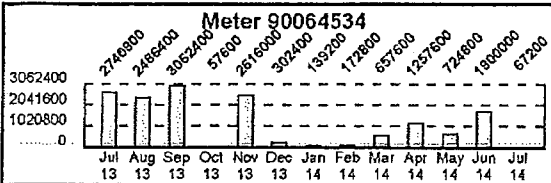
A Touchstone Energy* Cooperative
888-485-2537 gtlakes.com

Billing Date 07/16/14

Account Number 712044292-004

Name ANR PIPELINE CO
Service Address PFLUM RD NE

Meter Number	Service From	Service To	Days Billed	Meter Reading		Multiplier	Consumption		Description	Rate
				Previous	Current		Jul-14	Jul-13		
90064534	05/31/14	06/30/14	30	7190 (Act)	7204 (Act)	4800	67200	2740800	PSDS Three Phase	PSD



Max kW 147.840 06/06/14 9:15 AM
500.00 kW Minimum
Coincident kW 81.120 06/30/14 7:00 PM
200.00 kW Minimum
Max Reactive kVAR 110.400 06/06/14 10:00 AM

Previous Account Activity

Previous Balance	\$166,467.40
Payment Received 06/20/14 - *Thank You*	\$166,467.40
Account Balance Before Current Charges	\$0.00

Current Activity

Monthly Charge	\$390.00
Minimum Recovery Charge	\$33,054.81
Energy Usage	67200 kWh x 00.044250 \$2,973.60
Maximum Demand	500.00 kW x 01.430000 \$715.00
Coincident Demand	200.00 kW x 07.160000 \$1,432.00
Reactive Demand	110.40 kVAR x 00.250000 \$27.60
Meter Communication Chg	\$7.50
PSCR on Energy Use	67200 kWh x 00.019210 \$1,290.91
Energy Optimization Surcharge	\$865.59
State Sales Tax	7702.20 x 00.060000 \$462.13
Total Current Activity	\$41,219.14

Total Amount Due on or Before 08/05/14 \$41,219.14

For Billing questions or to report an outage call: 888-485-2537

Members living in District 3 (Antrim County), District 4 (Oscego, Mont
Traverse, Kalkaska, Manistee, Missaukee and Wexford counties) will
issue of Michigan Country Lines. Please vote! Ballots are due by August

Need a new energy efficient water heater? Buy a Marathon water heater through GLE and receive a \$250-500 rebate. Contact us today for details.



A Touchstone Energy* Cooperative
888-485-2537 gtlakes.com

Due Date 08/05/14
Billing Date 07/16/14
Account # 712044292-004

Total Amount Due \$41,219.14

712044292 004 04121914 080514 1

ANR PIPELINE CO
ATTN: JENNIFER HOUTMAN
10000 PFLUM RD NE
MANCELONA MI 49659-9250

GLE586712
GLUTILIO-21-T:0
000010

BILL PAYMENT CENTER
2183 N WATER ROAD
HART, MI 49420-9007

Check this box and complete reverse side to update your address or phone number, enroll in the automatic bill payment program, or People Fund.

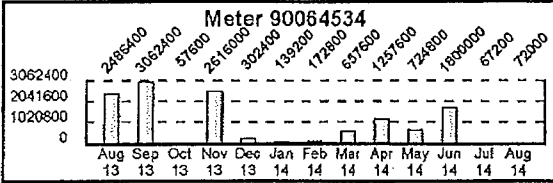


A Touchstone Energy* Cooperative
888-485-2537 gtlakes.com

Billing Date 08/15/14

Account Number 712044292-004
Name ANR PIPELINE CO
Service Address PFLUM RD NE

Meter Number	Service From	Days To Billed	Meter Reading		Multiplier	Consumption		Description	Rate
			Previous	Current		Aug-14	Aug-13		
90064534	06/30/14 - 07/31/14	31	7204 (Act)	7219 (Act)	4800	72000	2486400	PSDS Three Phase	PSD



Max kW 124.800 07/11/14 4:45 AM
500.00 kW Minimum
Coincident kW 84.480 07/22/14 7:00 PM
200.00 kW Minimum
Max Reactive kVAR 69.120 07/21/14 12:00 PM

Previous Account Activity

Previous Balance	\$41,219.14
Payment Received 07/21/14 - *Thank You*	\$41,219.14
Account Balance Before Current Charges	\$0.00

Current Activity

Monthly Charge	\$390.00
Minimum Recovery Charge	\$33,054.81
Energy Usage	72000 kWh x 00.044250 \$3,186.00
Maximum Demand	500.00 kW x 01.430000 \$715.00
Coincident Demand	200.00 kW x 07.160000 \$1,432.00
Reactive Demand	69.12 kVAR x 00.250000 \$17.28
Meter Communication Chg	\$7.50
PSCR on Energy Use	72000 kWh x 00.019210 \$1,383.12
Energy Optimization Surcharge	\$865.59
State Sales Tax	7996.49 x 00.060000 \$479.79
Total Current Activity	\$41,531.09

Total Amount Due on or Before 09/04/14 \$41,531.09

For Billing questions or to report an outage call: 888-485-2537

Want to save? Find money and energy savings through the Energy Optimization program. Rebates are available for lighting, appliances, TVs, furnace improvements, energy audits, appliances.

Tired of a paper bill? Switch to e-billing and we'll email you.



A Touchstone Energy* Cooperative
888-485-2537 gtlakes.com

Due Date 09/04/14 Total Amount Due \$41,531.09
Billing Date 08/15/14
Account # 712044292-004

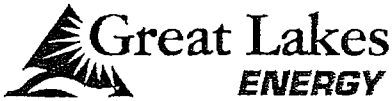
712044292 004 04153109 090414 2

ANR PIPELINE CO
ATTN: JENNIFER HOUTMAN
10000 PFLUM RD NE
MANCERLONA MI 49659-9250

GLE589293
GLUTLIQ-25-T:0
000009

|||||
BILL PAYMENT CENTER
2183 N WATER ROAD
HART, MI 49420-9007

Check this box and complete reverse side to update your address or phone number, enroll in the automatic bill payment program, or People Fund.




A Touchstone Energy* Cooperative
 1323 Boyne Avenue, Boyne City, MI 49712
 888-485-2537 gtlakes.com

Billing Date 09/12/14

Account Number 712044292-004

Name ANR PIPELINE CO
 Service Address PFLUM RD NE

Meter Number	Service From To	Days Billed	Meter Reading Previous	Meter Reading Current	Multiplier	Consumption Sep-14	Consumption Sep-13	Description	Rate
90064534	07/31/14 - 08/31/14	31	7219 (Act)	7233 (Act)	4800	67200	3062400	PSDS Three Phase	PSD



Previous Account Activity

Previous Balance	\$41,531.09
Payment Received 08/25/14 - *Thank You*	\$41,531.09
Account Balance Before Current Charges	\$0.00

Current Activity

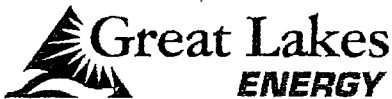
Monthly Charge	\$390.00
Minimum Recovery Charge	\$33,054.81
Energy Usage	67200 kWh x 00.044250 \$2,973.60
Maximum Demand	500.00 kW x 01.430000 \$715.00
Coincident Demand	200.00 kW x 07.160000 \$1,432.00
Reactive Demand	74.88 kVAR x 00.250000 \$18.72
Meter Communication Chg	\$7.50
PSCR on Energy Use	67200 kWh x 00.019210 \$1,290.91
Energy Optimization Surcharge	\$865.59
State Sales Tax	7693.32 x 00.060000 \$461.60
Total Current Activity	\$41,209.73

Max kW 113.280 08/14/14 3:30 AM
 500.00 kW Minimum
 Coincident kW 79.680 08/10/14 7:00 PM
 200.00 kW Minimum
 Max Reactive kVAR 74.880 08/15/14 3:00 PM

Total Amount Due on or Before 10/02/14 \$41,209.73

For Billing questions or to report an outage call 888-485-2537
 Sign up for a free Energy Seminar at a GLE office. Learn about energy event information.

Next month is National Cooperative Month and we'll have giveaways at our offices! Read the enclosed Power Talk for details.
 Save money! Have you used your Co-op Connections card for local retail and pharmacy discounts? Visit connections.coop or call us for your free card.



A Touchstone Energy* Cooperative
 1323 Boyne Avenue, Boyne City, MI 49712
 888-485-2537 gtlakes.com

Due Date 10/02/14 Total Amount Due \$41,209.73
 Billing Date 09/12/14
 Account # 712044292-004

712044292 004 04120973 100214 3



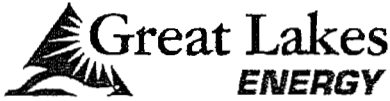
36118-GLES90536-UQ.UTQ-150
 ANR PIPELINE CO
 ATTN: JENNIFER HOUTMAN
 8616 ANR STORAGE RD NE
 MANCERLONA MI 49659-8205

T: 000080



BILL PAYMENT CENTER
 2183 N WATER ROAD
 HART MI 49420-9007

Check this box and complete reverse side to update your address or phone number, enroll in the automatic bill payment program, or People Fund.



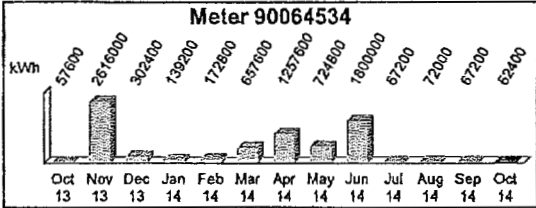
A Touchstone Energy* Cooperative
 1323 Boyne Avenue, Boyne City, MI 49712
 888-485-2537 gtlakes.com

Billing Date 10/15/14

Account Number 712044292-004

Name ANR PIPELINE CO
 Service Address PFLUM RD NE

Meter Number	Service From To	Days Billed	Meter Reading		Multiplier	Consumption		Description	Rate
			Previous	Current		Oct-13	Oct-13		
90064534	08/31/14 - 09/30/14	30	7233 (Act)	7246 (Act)	4800	62400	57600	PSDS Three Phase	PSD



Max kW 243.840 09/08/14 12:45 PM
 500.00 kW Minimum
 Coincident kW 76.800 09/01/14 7:00 PM
 200.00 kW Minimum
 Max Reactive kVAR 56.160 09/20/14 12:00 PM

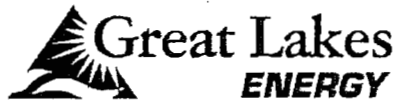
Previous Account Activity

Previous Balance	\$41,209.73
Payment Received 09/22/14 - *Thank You*	\$41,209.73
Account Balance Before Current Charges	\$0.00

Current Activity

Monthly Charge	\$390.00
Minimum Recovery Charge	\$33,054.81
Energy Usage	62400 kWh x 00.044250 \$2,761.20
Maximum Demand	500.00 kW x 01.430000 \$715.00
Coincident Demand	200.00 kW x 07.160000 \$1,432.00
Reactive Demand	56.16 kVAR x 00.250000 \$14.04
Meter Communication Chg	\$7.50
PSCR on Energy Use	62400 kWh x 00.019210 \$1,198.70
Energy Optimization Surcharge	\$865.59
State Sales Tax	7384.03 x 00.060000 \$443.04
Total Current Activity	\$40,881.88

Total Amount Due on or Before 11/04/14 \$40,881.88



A Touchstone Energy* Cooperative
 1323 Boyne Avenue, Boyne City, MI 49712
 888-485-2537 gtlakes.com

Due Date 11/04/14 Total Amount Due \$40,881.88
 Billing Date 10/15/14
 Account # 712044292-004

712044292 004 04088188 110414 5



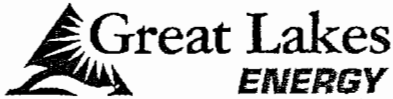
37536-GLES91952-UQ.UTQ-127
 ANR PIPELINE CO
 ATTN: JENNIFER HOUTMAN
 8616 ANR STORAGE RD NE
 MANCERLONA MI 49659-8205

T: 000093



BILL PAYMENT CENTER
 2183 N WATER ROAD
 HART MI 49420-9007

Check this box and complete reverse side to update your address or phone number, enroll in the automatic bill payment program, or People Fund.



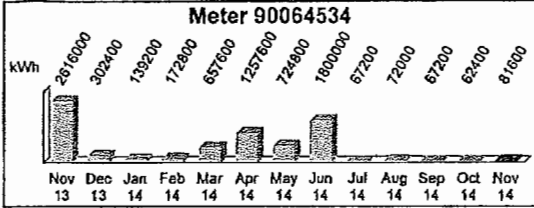
A Touchstone Energy® Cooperative
 1323 Boyne Avenue, Boyne City, MI 49712
 888-485-2537 gtlakes.com

Billing Date 11/14/14

Account Number 712044292-004

Name ANR PIPELINE CO
 Service Address PFLUM RD NE

Meter Number	Service From To	Days Billed	Meter Reading		Multiplier	Consumption		Description	Rate
			Previous	Current		Nov-14	Nov-13		
90064534	09/30/14 - 10/31/14	31	7246 (Act)	7263 (Act)	4800	81600	2616000	PSDS Three Phase	PSD



Previous Account Activity

Previous Balance	\$40,881.88
Payment Received 10/27/14 - *Thank You*	\$40,881.88
Account Balance Before Current Charges	\$0.00

Current Activity

Monthly Charge	\$390.00
Minimum Recovery Charge	\$33,054.81
Energy Usage	81600 kWh x 00.044250 \$3,610.80
Maximum Demand	500.00 kW x 01.430000 \$715.00
Coincident Demand	200.00 kW x 07.160000 \$1,432.00
Reactive Demand	56.16 kVAR x 00.250000 \$14.04
Meter Communication Chg	\$7.50
PSCR on Energy Use	81600 kWh x 00.019210 \$1,567.54
Energy Optimization Surcharge	\$865.59
State Sales Tax	8602.47 x 00.060000 \$516.15
Total Current Activity	\$42,173.43

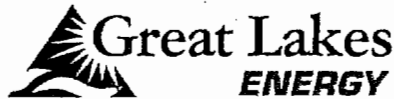
Max kW 126.720 10/31/14 8:00 AM
 500.00 kW Minimum
 Coincident kW 118.560 10/29/14 8:00 PM
 200.00 kW Minimum
 Max Reactive kVAR 56.160 10/02/14 2:00 AM

Total Amount Due on or Before 12/04/14 \$42,173.43

For Billing questions or to report an outage call 888-485-2537

Good news! Your board of directors approved a \$7.1 million return to you in 2013. You'll see a refund on next month's bill. Visit gtlakes.com for details.

Want to win a \$100 billing credit? Sign up for the People Fund and you'll be eligible. We'll draw six winners on Dec 15, 2014. Sign up inset today or visit gtlakes.com.



A Touchstone Energy® Cooperative
 1323 Boyne Avenue, Boyne City, MI 49712
 888-485-2537 gtlakes.com

Due Date 12/04/14 Total Amount Due \$42,173.43
 Billing Date 11/14/14
 Account # 712044292-004

712044292 004 04217343 120414 3



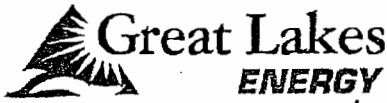
38956-GLES93364-UQ.UTQ-101
 ANR PIPELINE CO
 ATTN: JENNIFER HOUTMAN
 8616 ANR STORAGE RD NE
 MANCERLONA MI 49659-8205

T: 000080



BILL PAYMENT CENTER
 2183 N WATER ROAD
 HART MI 49420-9007

Check this box and complete reverse side to update your address or phone number, enroll in the automatic bill payment program, or People Fund.



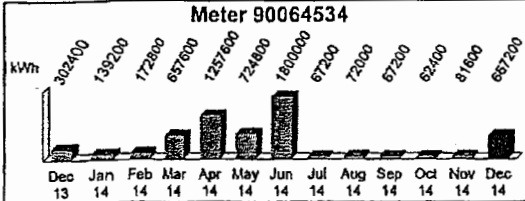
A Touchstone Energy* Cooperative
 1323 Boyne Avenue, Boyne City, MI 49712
 888-485-2537 gtlakes.com

Billing Date 12/12/14

Account Number 712044292-004

Name ANR PIPELINE CO
 Service Address PFLUM RD NE

Meter Number	Service From	To	Days Billed	Meter Reading		Multiplier	Consumption		Description	Rate
				Previous	Current		Dec-14	Dec-13		
90064534	10/31/14	11/30/14	30	7263 (Act)	7402 (Act)	4800	667200	302400	PSDS Three Phase	PSD



Previous Account Activity

Previous Balance	\$42,173.43
Payment Received 11/21/14 - *Thank You*	\$42,173.43
Account Balance Before Current Charges	\$0.00

Current Activity

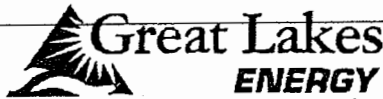
Monthly Charge	\$390.00
Minimum Recovery Charge	\$33,054.81
Energy Usage	667200 kWh x 00.044250 \$29,523.60
Maximum Demand	4414.08 kW x 01.430000 \$6,312.13
Coincident Demand	200.00 kW x 07.160000 \$1,432.00
Reactive Demand	3885.12 kVAR x \$971.28 00.250000
Meter Communication Chg	\$7.50
PSCR on Energy Use	667200 kWh x 00.019210 \$12,816.91
Energy Optimization Surcharge	\$865.59
State Sales Tax	52319.01 x 00.060000 \$3,139.14
Total Current Activity	\$88,512.96

Max kW 4414.080 11/24/14 8:30 PM
 500.00 kW Minimum
 Coincident kW 132.480 11/18/14 7:00 PM
 200.00 kW Minimum
 Max Reactive kVAR 3885.120 11/21/14 12:00 PM

Total Amount Due on or Before 01/02/15 \$88,512.96

4
9

For Billing questions or to report an outage call: 888-485-2537
 Capital credits are part of the cooperative difference. Members who purchased electricity in 1989, 2013 or both, your credit is paid.
 Simplify your bills! Enroll in our automatic payment program or paperless e-billing to save stamps, time and paper. Visit gtlakes.com or call us today.



A Touchstone Energy* Cooperative
 1323 Boyne Avenue, Boyne City, MI 49712
 888-485-2537 gtlakes.com

Due Date 01/02/15 Total Amount Due \$88,512.96
 Billing Date 12/12/14
 Account # 712044292-004

712044292 004 08851296 010215 3



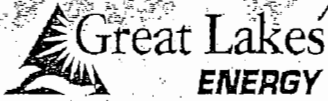
41220-GLES94625-UQ.UTQ-162
 ANR PIPELINE CO
 ATTN: JENNIFER HOUTMAN
 8616 ANR STORAGE RD NE
 MANCERLONA MI 49659-8205

T: 000153



BILL PAYMENT CENTER
 2183 N WATER ROAD
 HART MI 49420-9007

Check this box and complete reverse side to update your address or phone number, enroll in the automatic bill payment program, or People Fund.



Great Lakes Energy Cooperative
 P.O. Box 70
 Boyne City, MI 49712

Check Date	Check Number
10/09/2014	258657

Fifth Third Bank (Northern Michigan)
 Potoskey, Michigan 49770
 74-140/724

PAY *****356DOLLARS AND 02 CENTS

Net Amount
*****356.02

GENERAL OPERATING ACCT

TO THE ORDER OF

ANR PIPELINE CO
 ATTN: ACCOUNTS PAYABLE
 PO BOX 2446
 HOUSTON TX 77252-2446

TELZ 100914

VOID AFTER 6 MONTHS

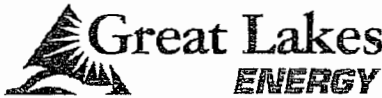
Steve J. Boelmer
William M. Scott

⑈0258657⑈ ⑆072401404⑆ 9995400117⑈

DATE	DESCRIPTION	INV. NUMBER	AMOUNT		
10/09/2014	OIL WELL REFUNDS	REV YR 2013	356.02		
		VENDOR NO. 35911	TOTAL 356.02		
GL #	DEPT	SUB DEPT	ACTIVITY	BUDGET ID	AMOUNT
52.040	0000	0000	0000	0000	356.02
				TOTAL	356.02

*This was booked in November production,
 but backed out in December production.*

URGENT - Utility



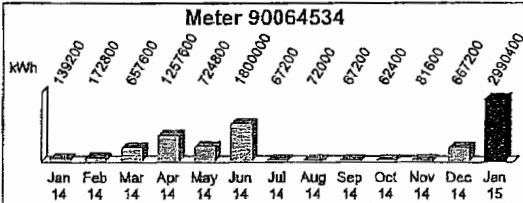
A Touchstone Energy® Cooperative
1323 Boyne Avenue, Boyne City, MI 49712
888-485-2537 gtlaks.com

Billing Date 01/16/15

Account Number 712044292-004

Name ANR PIPELINE CO
Service Address PFLUM RD NE

Meter Number	Service		Days Billed	Meter Reading		Multiplier	Consumption		Description	Rate
	From	To		Previous	Current		Jan-15	Jan-14		
90064534	11/30/14	12/31/14	31	7402 (Act)	8025 (Act)	4800	2990400	139200	PSDS Three Phase	PSD



Max kW 5089.920 12/29/14 6:45 AM
 500.00 kW Minimum
 Coincident kW 3856.320 12/01/14 7:00 PM
 200.00 kW Minimum
 Max Reactive kVAR 3675.840 12/12/14 2:00 PM

Previous Account Activity

Previous Balance \$88,512.96
 Payment Received 12/23/14 - *Thank You* \$88,512.96
 Account Balance Before Current Charges \$0.00

Current Activity

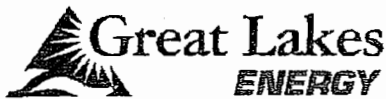
Monthly Charge \$390.00
 Minimum Recovery Charge \$33,054.81
 Energy Usage 2990400 kWh x 00.044250 \$132,325.20
 Maximum Demand 5089.92 kW x 01.430000 \$7,278.59
 Coincident Demand 3856.32 kW x 07.160000 \$27,611.25
 Reactive Demand 3675.84 kVAR x \$918.96
 00.250000
 Meter Communication Chg \$7.50
 PSCR on Energy Use 2990400 kWh x 00.019210 \$57,445.58
 Energy Optimization Surcharge \$865.59
 State Sales Tax 226842.67 x 00.060000 \$13,610.56
 Total Current Activity \$273,508.04

Total Amount Due on or Before 02/05/15 \$273,508.04

For Billing questions or to report an outage call: 888-485-2537

Save money with our 2015 Energy Optimization rebates.

Tired of a paper bill? Switch to e-billing and we'll email you.



A Touchstone Energy® Cooperative
1323 Boyne Avenue, Boyne City, MI 49712
888-485-2537 gtlaks.com

Due Date 02/05/15
Billing Date 01/16/15
Account # 712044292-004

Total Amount Due

\$273,508.04

712044292 004 27350804 020515 5



42732-GLES96130-UQ.UTQ-256
ANR PIPELINE CO
ATTN: JENNIFER HOUTMAN
8616 ANR STORAGE RD NE
MANCELONA MI 49659-8205

T: 000147



BILL PAYMENT CENTER
2183 N WATER ROAD
HART MI 49420-9007

Check this box and complete reverse side to update your address or phone number, enroll in the automatic bill payment program, or People Fund.

Book - 100



A Touchstone Energy® Cooperative
 1323 Boyne Avenue, Boyne City, MI 49712
 888-485-2537 gdakes.com

CS-1

Account Number 712044292
 Name ANR PIPELINE CO

Check Date 12/4/2014
 Check Number 279900
 Check Amount \$5,959.91

Capital Credit Refund

Refund Detail for Account 712044292
 ANR PIPELINE CO

Year	Sub	Refund Amount	Previous Payable	Debt Recovered	Net
2013	003	229.14	0.00	0.00	229.14
2013	004	5,730.77	0.00	0.00	5,730.77
Stub Total		5,959.91	0.00	0.00	5,959.91

Allocation Notice for 1989 and 2013

Sub	1989	2013
003		4,173.60
004		104,379.23


1/1

01000000

G000313

446501

WARNING: ORIGINAL DOCUMENT HAS A TRUE WATERMARK, A MULTI-LANGUAGE VOID, INVISIBLE FLUORESCENT FIBERS AND IS CHEMICALLY REACTIVE



1323 Boyne Avenue, Boyne City, MI 49712

Fifth Third Bank (Northern Michigan)
 Petoskey, Michigan 49770
 74-140/724

Capital Credit Refund


PAY *****5,959 dollars and 91 cents

Check Number
279900

TO THE ORDER OF

1201 SP 0480 27848-GLEK94141-CC-SH 120
 ANR PIPELINE CO
 ATTN: JENNIFER HOUTMAN
 8616 ANR STORAGE RD NE
 MANCERONA MI 49659-8205

279900



Check Date
12/4/2014

Net Amount
*****\$5,959.91

VOID AFTER 6 MONTHS

Steven J. Bouchman
William M. Scott

AUTHORIZED SIGNATURE

⑈ 279900 ⑆ ⑆ 072401404 ⑆ 7504659280 ⑆

**ANR PIPELINE COMPANY
DOCKET NO. RP15-__-__**

Re-determination of Transporter's Use (%)s and EPC Charges

APPENDIX C-2

ANR 2014 Fuel Retention

Appendix C-2 provides by month the actual fuel and L&U retained by rate route as follows:

Tab 1 – Monthly summaries of the retention levels for storage and transportation services.

Tab 2 - Detailed workpapers in support of Tab 1 monthly transportation fuel retention levels, which consists of copies of reports generated from ANR's volume allocation system, showing the fuel and L&U volumes allocated by contract. (Volume 1 contains January – May, 2014. Volume 2 contains June – December, 2014.)

TAB 1

**ANR Pipeline Company
Transportation Services
Storage Fuel Summary****GSMCR350**Reporting Year: *January - December 2014*

<u>January</u>	<u>February</u>	<u>March</u>	<u>April</u>	<u>May</u>	<u>June</u>	<u>July</u>	<u>August</u>	<u>September</u>	<u>October</u>	<u>November</u>	<u>December</u>	<u>Total</u>
-4,973	-2,171	-2,544	194,856	254,397	246,118	279,812	282,757	293,343	234,007	92,090	71,967	1,939,659

(PPA rolled into January)

**ANR PIPELINE COMPANY
FUEL RETAINED BY RATE ROUTE
SEGMENT CODES**

SEGMENT PER SYSTEM REPORT		SEGMENT PER SYSTEM REPORT
ME2	=	ML2
ME3	=	ML3
MI7	=	ML7
WI7	=	ML7
MW6	=	ML6
MW5	=	ML5
HI	=	SE
SE 1	=	SE
SE 2	=	SE
SE 3	=	SE
SE 4	=	SE
SW 1	=	SW
SW 2	=	SW
SW3	=	SW
SW4	=	SW
ML0	=	ML7

**ANR Pipeline Company
 Transportation Services
 Fuel and L&U Retained by Rate**
VARCR350
Reporting Year: January - December 2014

<u>Receipt Segment</u>	<u>Delivery Segment</u>	<u>January</u>	<u>February</u>	<u>March</u>	<u>April</u>	<u>May</u>	<u>June</u>	<u>July</u>	<u>August</u>	<u>September</u>	<u>October</u>	<u>November</u>	<u>December</u>	<u>Total</u>
MI 7	SE 2	0	0	0	0	0	0	0	0	0	0	0	0	0
MI 7	SW 1	0	0	0	0	0	0	0	0	0	0	0	0	0
MI 7	SW 3	0	0	0	0	0	0	0	0	0	0	0	0	0
MI 7	W1 7	124,910	95,968	77,153	116,261	94,902	75,452	78,775	93,263	103,036	120,556	227,682	222,800	1,430,758
ML 0		0	0	0	0	0	0	0	0	0	0	0	0	0
ML 0	MI 7	0	0	0	0	0	0	0	0	0	0	0	0	0
ML 0	ML 0	1,156	1,150	999	259	0	0	0	0	0	0	0	6,014	9,578
MW 5		0	0	0	0	0	0	0	0	0	0	0	0	0
MW 5	MI 7	0	0	0	3,198	2,138	3,106	4,959	0	243	0	0	0	13,644
MW 5	MW 5	0	0	0	0	0	0	0	0	0	0	0	0	0
MW 5	MW 6	372	336	248	63	124	60	62	124	90	124	294	434	2,331
MW 5	SW 3	0	0	0	0	0	0	0	0	0	0	0	0	0
MW 5	SW 4	0	0	0	0	0	0	0	0	0	0	0	0	0
MW 5	W1 7	0	0	0	1,530	242	673	352	0	17	0	0	0	2,814
MW 6	MI 7	655	492	975	1,605	1,247	2,045	2,168	2,102	2,012	1,268	1,853	1,980	18,402
MW 6	MW 6	99	1	18	0	2	0	0	0	0	0	0	0	120
MW 6	W1 7	58	0	12	0	0	0	0	0	0	0	0	0	70
SE 1		0	0	0	0	0	0	0	0	0	0	0	0	0
SE 1	ME 2	49	0	0	131	2,384	1,128	1,117	1,009	561	126	1,895	0	8,400
SE 1	ME 3	774	886	1,449	528	224	192	286	142	505	883	2,835	1,270	9,974
SE 1	MI 7	1,231	4,302	5,987	1,628	179	1	0	0	57	725	1,547	483	16,140
SE 1	SE 1	1,738	931	2,596	3,278	3,850	2,470	2,999	2,394	1,859	2,221	2,402	1,129	27,867
SE 1	SE 2	478	152	419	0	57	0	0	0	0	2	0	188	1,296
SE 2		0	0	0	0	0	0	0	0	0	0	0	0	0
SE 2	ME 2	20,676	236	2,036	2,240	4,380	2,664	5,880	2,842	4,471	5,791	17,187	15,638	84,041

**ANR Pipeline Company
 Transportation Services
 Fuel and L&U Retained by Rate**
VARCR350

 Reporting Year: *January - December* 2014

<u>Receipt Segment</u>	<u>Delivery Segment</u>	<u>January</u>	<u>February</u>	<u>March</u>	<u>April</u>	<u>May</u>	<u>June</u>	<u>July</u>	<u>August</u>	<u>September</u>	<u>October</u>	<u>November</u>	<u>December</u>	<u>Total</u>
SE 2	ME 3	33,716	27,459	25,324	34,857	40,569	37,346	31,491	18,816	23,763	34,562	99,161	79,002	486,066
SE 2	MI 7	20,318	15,870	25,207	208,137	198,862	149,927	113,808	77,381	107,584	60,812	49,930	57,803	1,085,639
SE 2	MW 6	0	0	0	0	0	0	0	0	0	0	648	120	768
SE 2	SE 1	10,165	14,942	15,244	12,281	13,112	7,117	10,642	11,668	7,103	7,953	4,806	3,226	118,259
SE 2	SE 2	39,091	45,017	39,915	26,423	27,872	27,936	37,820	43,571	43,727	43,969	27,967	39,546	442,854
SE 2	SW 3	0	0	256	0	0	0	0	0	0	0	0	0	256
SE 2	W1 7	9,335	8,483	9,331	6,376	22,468	12,455	7,623	7,894	6,537	35,572	79,004	28,675	233,753
SW 1		0	0	0	0	0	0	0	0	0	0	0	0	0
SW 1	MI 7	4,583	1,110	0	0	0	0	1	50	0	0	5,180	0	10,924
SW 1	MW 6	6	0	0	0	0	0	0	0	0	0	0	0	6
SW 1	SW 1	1,348	23	0	0	0	0	405	0	0	0	0	0	1,776
SW 1	SW 3	36	0	0	0	0	0	0	0	0	0	0	0	36
SW 1	SW 4	0	0	0	0	0	0	0	0	0	0	0	0	0
SW 1	W1 7	0	221	0	0	0	0	0	0	0	0	0	0	221
SW 3		0	0	0	0	0	0	0	0	0	0	0	0	0
SW 3	MI 7	0	477	0	4	0	6,180	0	0	0	0	0	0	6,661
SW 3	SW 1	725	580	620	720	537	780	821	882	810	777	690	726	8,668
SW 3	SW 3	0	3	108	0	0	0	0	0	0	0	0	0	111
SW 3	SW 4	39	0	0	0	0	0	0	0	0	0	0	0	39
SW 4		0	0	0	0	0	0	0	0	0	0	0	0	0
SW 4	ME 2	0	0	0	0	0	0	0	0	0	0	0	0	0
SW 4	ME 3	12,259	7,288	5,629	6,074	8,637	5,490	7,235	4,929	5,287	7,909	17,247	16,369	104,353
SW 4	MI 7	411,512	395,331	438,200	469,428	536,624	564,810	561,361	493,148	481,519	382,148	413,546	454,496	5,602,123
SW 4	MW 5	3,725	1,757	2,400	3,730	3,144	3,157	2,554	3,787	4,135	4,066	2,062	2,044	36,561
SW 4	MW 6	66,390	63,042	63,337	62,163	62,332	44,068	40,599	39,823	50,090	56,634	66,905	68,010	683,393

**ANR Pipeline Company
Transportation Services
Fuel and L&U Retained by Rate**

VARCR350

Reporting Year: January - December 2014

<u>Receipt Segment</u>	<u>Delivery Segment</u>	<u>January</u>	<u>February</u>	<u>March</u>	<u>April</u>	<u>May</u>	<u>June</u>	<u>July</u>	<u>August</u>	<u>September</u>	<u>October</u>	<u>November</u>	<u>December</u>	<u>Total</u>
SW 4	SE 2	0	0	0	0	0	0	0	0	0	0	0	0	0
SW 4	SW 1	624	856	773	2,287	1,678	1,814	1,836	5,157	5,977	1,660	1,921	1,918	26,501
SW 4	SW 3	2,218	2,547	1,245	19	1	0	0	159	0	7	52	400	6,648
SW 4	SW 4	10,836	23,370	22,101	7,766	2,186	469	803	719	520	504	2,028	1,113	72,415
SW 4	SW 5	186	205	248	224	248	240	289	259	240	248	251	240	2,878
SW 4	W1 7	300,849	268,645	306,681	232,874	178,493	153,181	175,102	182,931	157,090	249,967	348,108	332,535	2,886,456
W1 7		0	0	0	0	0	0	0	0	0	0	0	0	0
W1 7	ME 3	0	0	0	0	6	0	0	0	0	222	0	0	228
W1 7	MI 7	1,464	429	2,711	37,115	39,166	41,228	35,941	33,504	20,989	19,506	511	790	233,354
W1 7	ML 0	0	0	0	0	0	0	0	0	0	0	0	0	0
W1 7	MW 5	0	0	0	0	0	0	0	0	0	0	0	0	0
W1 7	W1 7	11,904	10,167	7,537	24,936	35,690	34,121	34,943	20,819	15,506	14,770	11,030	20,480	241,903
Grand Total		1,914,758	1,762,424	1,848,678	1,884,425	1,794,366	1,788,603	1,752,093	1,645,562	1,628,286	1,664,040	2,118,561	2,199,915	22,001,711

(PPA rolled into January)

ANR Pipeline Company Transportation Services Fuel By Route - PPA

VASCR352

 Reporting Year: *January - December 2014*
 Production Period: 12/2013

<u>Production Period</u>	<u>Receipt Segment</u>	<u>Delivery Segment</u>	<u>Service Class</u>	<u>Svc Req Contract</u>	<u>Receipt Location</u>	<u>Receipt Loc Prop</u>	<u>Delivery Location</u>	<u>Delivery Loc Prop</u>	<u>Fuel Quantity</u>
12/2013	ME 2	MI 7	TR	123683	505226	153719	521116	42078	6,386
12/2013	ME 2	MI 7	TR	123683	513066	702777	521116	42078	-6,386
12/2013	ME 2	MI 7	TR	123684	505226	153719	521116	42078	124
12/2013	ME 2	MI 7	TR	123684	513066	702777	521116	42078	-124
	Segment								0
12/2013	ME 3	ME 3	TR	115126	505227	153721	521534	138745	3
	Segment								3
12/2013	ME 3	MI 7	TR	15400	505032	139374	505038	153808	-2
12/2013	ME 3	MI 7	TR	123597	510008	38224	521948	4492	-1
	Segment								-3
12/2013	MI 7	ME 3	TR	15400	505038	153808	505032	139374	1
	Segment								1
12/2013	MI 7	MI 7	TR	112817	505017	139249	505038	153808	-3
12/2013	MI 7	MI 7	TR	112817	505038	153808	505017	139249	9
12/2013	MI 7	MI 7	TR	114567	505038	153808	505137	320550	-3
12/2013	MI 7	MI 7	TR	114567	505135	318732	505137	320550	-2
12/2013	MI 7	MI 7	TR	114567	505230	153728	505137	320550	-4
	Segment								-3
12/2013	MI 7	MW 6	TR	750	505038	153808	505014	139246	-18
12/2013	MI 7	MW 6	TR	1800	505038	153808	505013	139241	6
12/2013	MI 7	MW 6	TS	109155	505038	153808	521498	4857	-10
	Segment								-22
12/2013	MI 7	WI 7	TR	107897	505038	153808	505024	139256	3
	Segment								3
12/2013	MW 6	MI 7	TR	750	505014	139246	505038	153808	-14
12/2013	MW 6	MI 7	TR	1800	505013	139241	505038	153808	-4
	Segment								-18
12/2013	SE 1	SE 1	TR	106779	505544	1250765	505276	325427	130
12/2013	SE 1	SE 1	TR	108649	505544	1250765	505276	325427	155
12/2013	SE 1	SE 1	TR	112268	510003	135819	505276	325427	7

**ANR Pipeline Company
Transportation Services
Fuel By Route - PPA**

VASCR352

Reporting Year: *January - December 2014*
Production Period: 12/2013

<u>Production Period</u>	<u>Receipt Segment</u>	<u>Delivery Segment</u>	<u>Service Class</u>	<u>Svc Req Contract</u>	<u>Receipt Location</u>	<u>Receipt Loc Prop</u>	<u>Delivery Location</u>	<u>Delivery Loc Prop</u>	<u>Fuel Quantity</u>
12/2013	SE 1	SE 1	TR	115495	505544	1250765	505276	325427	62
12/2013	SE 1	SE 1	TR	115504	505544	1250765	505276	325427	186
12/2013	SE 1	SE 1	TR	118602	505544	1250765	505276	325427	124
12/2013	SE 1	SE 1	TR	119427	505544	1250765	505276	325427	31
12/2013	SE 1	SE 1	TR	123663	505544	1250765	505276	325427	310
	Segment								1,005
12/2013	SE 2	SE 1	TR	108649	505002	103565	505276	325427	324
12/2013	SE 2	SE 1	TR	113480	505002	103565	523064	766185	-71
12/2013	SE 2	SE 1	TR	114632	505002	103565	505276	325427	390
12/2013	SE 2	SE 1	TR	120969	505002	103565	505276	325427	70
12/2013	SE 2	SE 1	TR	120977	505002	103565	523064	766185	71
	Segment								784
	Total for 12/2013								1,750
	Annual Grand Total								1,624

TAB 2

ANR Pipeline Company Transportation Services Fuel By Route Analysis

VASCR351

Reporting Year: *January - December 2014*
 Production Period: **01/2014**

<u>Production Period</u>	<u>Receipt Segment</u>	<u>Delivery Segment</u>	<u>Service Class</u>	<u>Svc Req Contract</u>	<u>Receipt Location</u>	<u>Receipt Loc Prop</u>	<u>Delivery Location</u>	<u>Delivery Loc Prop</u>	<u>Fuel Quantity</u>
1/2014	ME 2	ME 2	TR	104491	513062	490940	521982	283195	60
1/2014	ME 2	ME 2	TR	104491	513084	803184	521982	283195	452
1/2014	ME 2	ME 2	TR	104491	513090	927982	521982	283195	91
1/2014	ME 2	ME 2	TR	106309	513001	305431	521594	20666	80
1/2014	ME 2	ME 2	TR	106309	513084	803184	521594	20666	1,116
1/2014	ME 2	ME 2	TR	112842	513083	803183	521044	261572	510
1/2014	ME 2	ME 2	TR	112842	513084	803184	521044	261572	245
1/2014	ME 2	ME 2	TR	113399	513084	803184	523054	490941	65
1/2014	ME 2	ME 2	TR	114655	505226	153719	521044	261572	316
1/2014	ME 2	ME 2	TR	114655	505233	154017	521044	261572	160
1/2014	ME 2	ME 2	TR	114655	513083	803183	521044	261572	1,740
1/2014	ME 2	ME 2	TR	114655	513083	803183	521644	274229	147
1/2014	ME 2	ME 2	TR	114655	513084	803184	521044	261572	768
1/2014	ME 2	ME 2	TR	114655	513090	927982	521044	261572	290
1/2014	ME 2	ME 2	TR	114656	505226	153719	521044	261572	297
1/2014	ME 2	ME 2	TR	114656	505226	153719	521644	274229	178
1/2014	ME 2	ME 2	TR	114656	513083	803183	521044	261572	127
1/2014	ME 2	ME 2	TR	114656	513083	803183	521644	274229	483
1/2014	ME 2	ME 2	TR	114656	513084	803184	521044	261572	931
1/2014	ME 2	ME 2	TR	114656	513084	803184	521644	274229	66
1/2014	ME 2	ME 2	TR	120508	505226	153719	523043	416969	110
1/2014	ME 2	ME 2	TR	120508	513084	803184	523043	416969	4,895
1/2014	ME 2	ME 2	TR	120508	513090	927982	523043	416969	672
1/2014	ME 2	ME 2	TR	120542	513084	803184	523043	416969	424
1/2014	ME 2	ME 2	TR	120643	505226	153719	523069	1055519	5
1/2014	ME 2	ME 2	TR	120643	513084	803184	523069	1055519	3
1/2014	ME 2	ME 2	TR	121148	513001	305431	523066	781395	1,138
1/2014	ME 2	ME 2	TR	121148	513084	803184	523066	781395	37
1/2014	ME 2	ME 2	TR	121721	513084	803184	521536	20046	345
1/2014	ME 2	ME 2	TR	123575	513084	803184	523069	1055519	10
1/2014	ME 2	ME 2	TR	123706	513084	803184	521668	22975	228
1/2014	ME 2	ME 2	TR	123716	513084	803184	523066	781395	98
1/2014	ME 2	ME 2	TR	123773	513066	702777	523054	490941	43

ANR Pipeline Company Transportation Services Fuel By Route Analysis

VASCR351

 Reporting Year: *January - December 2014*
 Production Period: 01/2014

<u>Production Period</u>	<u>Receipt Segment</u>	<u>Delivery Segment</u>	<u>Service Class</u>	<u>Svc Req Contract</u>	<u>Receipt Location</u>	<u>Receipt Loc Prop</u>	<u>Delivery Location</u>	<u>Delivery Loc Prop</u>	<u>Fuel Quantity</u>
1/2014	ME 2	ME 2	TS	102722	513062	490940	505126	267228	374
1/2014	ME 2	ME 2	TS	102722	513084	803184	505126	267228	556
1/2014	ME 2	ME 2	TS	102722	513090	927982	505126	267228	467
1/2014	ME 2	ME 2	TS	109197	513001	305431	505060	221444	436
1/2014	ME 2	ME 2	TS	109197	513084	803184	505060	221444	436
	Segment								18,399
1/2014	ME 2	ME 3	TR	108031	513001	305431	521688	153708	45
1/2014	ME 2	ME 3	TR	108031	513084	803184	521688	153708	2,228
1/2014	ME 2	ME 3	TR	109950	513066	702777	521638	153767	279
1/2014	ME 2	ME 3	TR	109952	513066	702777	521638	153767	807
1/2014	ME 2	ME 3	TR	111963	513084	803184	521626	40184	8,835
1/2014	ME 2	ME 3	TR	113401	513066	702777	521638	153767	279
1/2014	ME 2	ME 3	TR	114490	513066	702777	521620	16118	34
1/2014	ME 2	ME 3	TR	118249	513084	803184	520027	295956	3
1/2014	ME 2	ME 3	TR	118249	513084	803184	521534	138745	2,728
1/2014	ME 2	ME 3	TR	118249	513084	803184	521626	40184	936
1/2014	ME 2	ME 3	TR	120144	513084	803184	521010	40186	216
1/2014	ME 2	ME 3	TR	120144	513084	803184	521528	4351	84
1/2014	ME 2	ME 3	TR	120144	513084	803184	521534	138745	67
1/2014	ME 2	ME 3	TR	120144	513084	803184	521626	40184	43
1/2014	ME 2	ME 3	TR	120144	513090	927982	521010	40186	24
1/2014	ME 2	ME 3	TR	120815	513084	803184	505490	755893	430
1/2014	ME 2	ME 3	TR	120815	513084	803184	523006	314730	90
1/2014	ME 2	ME 3	TR	121721	513084	803184	521092	4475	38
1/2014	ME 2	ME 3	TR	122288	513066	702777	505392	356048	62
1/2014	ME 2	ME 3	TR	122293	513084	803184	521552	16265	482
1/2014	ME 2	ME 3	TR	122299	513084	803184	505392	356048	928
1/2014	ME 2	ME 3	TR	122305	513084	803184	505392	356048	458
1/2014	ME 2	ME 3	TR	122311	513084	803184	521552	16265	1,317
1/2014	ME 2	ME 3	TR	122315	513084	803184	505392	356048	702
1/2014	ME 2	ME 3	TR	122321	513083	803183	521552	16265	18
1/2014	ME 2	ME 3	TR	122321	513084	803184	521552	16265	44
1/2014	ME 2	ME 3	TR	122335	513062	490940	505392	356048	313

**ANR Pipeline Company
 Transportation Services
 Fuel By Route Analysis**
VASCR351

 Reporting Year: *January - December 2014*
 Production Period: **01/2014**

<u>Production Period</u>	<u>Receipt Segment</u>	<u>Delivery Segment</u>	<u>Service Class</u>	<u>Svc Req Contract</u>	<u>Receipt Location</u>	<u>Receipt Loc Prop</u>	<u>Delivery Location</u>	<u>Delivery Loc Prop</u>	<u>Fuel Quantity</u>
1/2014	ME 2	ME 3	TR	122335	513090	927982	505392	356048	378
1/2014	ME 2	ME 3	TR	122360	513083	803183	505392	356048	251
1/2014	ME 2	ME 3	TR	122370	513084	803184	521552	16265	62
1/2014	ME 2	ME 3	TR	122456	513066	702777	521010	40186	388
1/2014	ME 2	ME 3	TR	122456	513084	803184	521010	40186	16,008
1/2014	ME 2	ME 3	TR	123058	513066	702777	523038	398767	1
1/2014	ME 2	ME 3	TR	123135	513066	702777	521010	40186	3,853
1/2014	ME 2	ME 3	TR	123135	513066	702777	523038	398767	173
1/2014	ME 2	ME 3	TR	123135	513084	803184	520005	15672	408
1/2014	ME 2	ME 3	TR	123135	513084	803184	521010	40186	2,806
1/2014	ME 2	ME 3	TR	123136	513066	702777	520027	295956	1,205
1/2014	ME 2	ME 3	TR	123136	513066	702777	521010	40186	1,967
1/2014	ME 2	ME 3	TR	123136	513066	702777	521032	138747	941
1/2014	ME 2	ME 3	TR	123136	513084	803184	520027	295956	1,644
1/2014	ME 2	ME 3	TR	123136	513084	803184	521010	40186	6,529
1/2014	ME 2	ME 3	TR	123136	513084	803184	521032	138747	828
1/2014	ME 2	ME 3	TR	123136	513084	803184	521530	4274	36
1/2014	ME 2	ME 3	TR	123136	513084	803184	521532	4277	2
1/2014	ME 2	ME 3	TR	123137	513066	702777	520005	15672	40
1/2014	ME 2	ME 3	TR	123137	513066	702777	521010	40186	7
1/2014	ME 2	ME 3	TR	123137	513084	803184	520005	15672	193
1/2014	ME 2	ME 3	TR	123137	513084	803184	520027	295956	291
1/2014	ME 2	ME 3	TR	123137	513084	803184	521530	4274	175
1/2014	ME 2	ME 3	TR	123137	513084	803184	521532	4277	2
1/2014	ME 2	ME 3	TR	123312	505233	154017	521626	40184	31
1/2014	ME 2	ME 3	TR	123320	513090	927982	521626	40184	5
1/2014	ME 2	ME 3	TR	123321	513090	927982	521626	40184	28
1/2014	ME 2	ME 3	TR	123361	505233	154017	521626	40184	62
1/2014	ME 2	ME 3	TR	123459	513084	803184	521626	40184	206
1/2014	ME 2	ME 3	TR	123460	513084	803184	521626	40184	4
1/2014	ME 2	ME 3	TR	123467	513084	803184	521626	40184	31
1/2014	ME 2	ME 3	TR	123496	513083	803183	521626	40184	6
1/2014	ME 2	ME 3	TR	123537	505233	154017	521626	40184	31

**ANR Pipeline Company
 Transportation Services
 Fuel By Route Analysis**

VASCR351

Reporting Year: *January - December 2014*
 Production Period: 01/2014

<u>Production Period</u>	<u>Receipt Segment</u>	<u>Delivery Segment</u>	<u>Service Class</u>	<u>Svc Req Contract</u>	<u>Receipt Location</u>	<u>Receipt Loc Prop</u>	<u>Delivery Location</u>	<u>Delivery Loc Prop</u>	<u>Fuel Quantity</u>
1/2014	ME 2	ME 3	TR	123572	513090	927982	520027	295956	36
1/2014	ME 2	ME 3	TR	123572	513090	927982	521010	40186	62
1/2014	ME 2	ME 3	TR	123572	513090	927982	521626	40184	1,398
1/2014	ME 2	ME 3	TR	123575	513084	803184	521092	4475	84
1/2014	ME 2	ME 3	TR	123604	513084	803184	521010	40186	8
1/2014	ME 2	ME 3	TR	123604	513084	803184	521626	40184	388
1/2014	ME 2	ME 3	TR	123637	513084	803184	521552	16265	62
1/2014	ME 2	ME 3	TR	123686	513084	803184	521552	16265	91
1/2014	ME 2	ME 3	TR	123715	513066	702777	521010	40186	62
1/2014	ME 2	ME 3	TR	123716	513083	803183	520020	6470	530
1/2014	ME 2	ME 3	TR	123716	513083	803183	521976	201846	842
1/2014	ME 2	ME 3	TR	123716	513084	803184	521976	201846	954
1/2014	ME 2	ME 3	TR	123739	513066	702777	521620	16118	175
1/2014	ME 2	ME 3	TR	123739	513066	702777	523006	314730	92
1/2014	ME 2	ME 3	TR	123739	513084	803184	523006	314730	174
1/2014	ME 2	ME 3	TR	123739	513090	927982	505490	755893	312
1/2014	ME 2	ME 3	TR	123739	513090	927982	520018	22986	113
1/2014	ME 2	ME 3	TR	123739	513090	927982	520026	38843	264
1/2014	ME 2	ME 3	TR	123739	513090	927982	520027	295956	1,835
1/2014	ME 2	ME 3	TR	123739	513090	927982	521620	16118	54
1/2014	ME 2	ME 3	TR	123739	513090	927982	521626	40184	88
1/2014	ME 2	ME 3	TR	123739	513090	927982	523006	314730	919
1/2014	ME 2	ME 3	TR	123744	513062	490940	520026	38843	9
1/2014	ME 2	ME 3	TR	123744	513090	927982	520026	38843	2
1/2014	ME 2	ME 3	TR	123745	513083	803183	520026	38843	54
1/2014	ME 2	ME 3	TR	123745	513084	803184	520026	38843	90
1/2014	ME 2	ME 3	TR	123759	513066	702777	505238	174721	49
1/2014	ME 2	ME 3	TR	123759	513066	702777	521626	40184	1,203
1/2014	ME 2	ME 3	TR	123759	513083	803183	521626	40184	17
1/2014	ME 2	ME 3	TR	123759	513084	803184	505238	174721	3,946
1/2014	ME 2	ME 3	TR	123759	513084	803184	521626	40184	2,317
1/2014	ME 2	ME 3	TR	123761	513084	803184	521620	16118	218
1/2014	ME 2	ME 3	TR	123761	513084	803184	523006	314730	243

**ANR Pipeline Company
 Transportation Services
 Fuel By Route Analysis**

VASCR351

Reporting Year: *January - December 2014*
 Production Period: **01/2014**

<u>Production Period</u>	<u>Receipt Segment</u>	<u>Delivery Segment</u>	<u>Service Class</u>	<u>Svc Req Contract</u>	<u>Receipt Location</u>	<u>Receipt Loc Prop</u>	<u>Delivery Location</u>	<u>Delivery Loc Prop</u>	<u>Fuel Quantity</u>
1/2014	ME 2	ME 3	TR	123762	513084	803184	520005	15672	2
1/2014	ME 2	ME 3	TR	123762	513084	803184	520018	22986	26
1/2014	ME 2	ME 3	TR	123762	513084	803184	521620	16118	24
1/2014	ME 2	ME 3	TR	123762	513084	803184	521626	40184	51
1/2014	ME 2	ME 3	TR	123765	513066	702777	520018	22986	1
1/2014	ME 2	ME 3	TR	123765	513066	702777	521010	40186	74
1/2014	ME 2	ME 3	TR	123765	513066	702777	521620	16118	2
1/2014	ME 2	ME 3	TR	123765	513084	803184	520005	15672	2,854
1/2014	ME 2	ME 3	TR	123765	513084	803184	520018	22986	2
1/2014	ME 2	ME 3	TR	123765	513084	803184	520020	6470	6
1/2014	ME 2	ME 3	TR	123765	513084	803184	520027	295956	23
1/2014	ME 2	ME 3	TR	123765	513084	803184	521010	40186	1,196
1/2014	ME 2	ME 3	TR	123765	513084	803184	521620	16118	167
1/2014	ME 2	ME 3	TR	123765	513084	803184	521626	40184	1,162
1/2014	ME 2	ME 3	TR	123770	513084	803184	520027	295956	37
1/2014	ME 2	ME 3	TR	123770	513084	803184	521528	4351	5
1/2014	ME 2	ME 3	TR	123770	513084	803184	521530	4274	2
1/2014	ME 2	ME 3	TR	123770	513084	803184	521620	16118	77
1/2014	ME 2	ME 3	TR	123773	513066	702777	505119	261345	7
1/2014	ME 2	ME 3	TR	123773	513066	702777	520005	15672	472
1/2014	ME 2	ME 3	TR	123773	513066	702777	520027	295956	492
1/2014	ME 2	ME 3	TR	123773	513066	702777	521010	40186	54
1/2014	ME 2	ME 3	TR	123773	513066	702777	521552	16265	174
1/2014	ME 2	ME 3	TR	123773	513066	702777	521620	16118	1,237
1/2014	ME 2	ME 3	TR	123773	513066	702777	523038	398767	158
1/2014	ME 2	ME 3	TR	123781	513066	702777	521010	40186	155
1/2014	ME 2	ME 3	TR	123781	513084	803184	521010	40186	2,789
1/2014	ME 2	ME 3	TS	109138	513084	803184	505011	139239	807
1/2014	ME 2	ME 3	TS	109157	513084	803184	521568	4280	125
1/2014	ME 2	ME 3	TS	109190	513084	803184	505009	139237	558
	Segment								89,512
1/2014	ME 2	MI 7	TR	106308	521594	20666	505038	153808	67
1/2014	ME 2	MI 7	TR	110024	513084	803184	505018	139250	9,354

**ANR Pipeline Company
 Transportation Services
 Fuel By Route Analysis**

VASCR351

Reporting Year: *January - December 2014*
 Production Period: 01/2014

<u>Production Period</u>	<u>Receipt Segment</u>	<u>Delivery Segment</u>	<u>Service Class</u>	<u>Svc Req Contract</u>	<u>Receipt Location</u>	<u>Receipt Loc Prop</u>	<u>Delivery Location</u>	<u>Delivery Loc Prop</u>	<u>Fuel Quantity</u>
1/2014	ME 2	MI 7	TR	110024	513084	803184	505038	153808	225
1/2014	ME 2	MI 7	TR	113042	513062	490940	521080	138675	507
1/2014	ME 2	MI 7	TR	113042	513083	803183	521080	138675	1,070
1/2014	ME 2	MI 7	TR	113042	513084	803184	521080	138675	13,182
1/2014	ME 2	MI 7	TR	113399	513084	803184	505108	243097	1,515
1/2014	ME 2	MI 7	TR	113650	513084	803184	521116	42078	2,472
1/2014	ME 2	MI 7	TR	113650	513084	803184	521932	138744	12,247
1/2014	ME 2	MI 7	TR	114490	505226	153719	521622	110850	1
1/2014	ME 2	MI 7	TR	114490	513084	803184	521030	282436	1
1/2014	ME 2	MI 7	TR	114490	513084	803184	521138	11680	3
1/2014	ME 2	MI 7	TR	114490	513084	803184	521622	110850	322
1/2014	ME 2	MI 7	TR	114490	513090	927982	510005	246067	1
1/2014	ME 2	MI 7	TR	114746	513084	803184	521116	42078	56
1/2014	ME 2	MI 7	TR	115270	513062	490940	521080	138675	1,818
1/2014	ME 2	MI 7	TR	115270	513083	803183	521080	138675	7,723
1/2014	ME 2	MI 7	TR	115270	513084	803184	521080	138675	202
1/2014	ME 2	MI 7	TR	115270	513090	927982	521080	138675	4,528
1/2014	ME 2	MI 7	TR	115272	513083	803183	521080	138675	16,034
1/2014	ME 2	MI 7	TR	115272	513084	803184	521080	138675	707
1/2014	ME 2	MI 7	TR	115272	513090	927982	521080	138675	10,490
1/2014	ME 2	MI 7	TR	115940	513084	803184	521102	11674	9,706
1/2014	ME 2	MI 7	TR	115940	513084	803184	521106	11747	15,968
1/2014	ME 2	MI 7	TR	115940	513090	927982	521102	11674	6,262
1/2014	ME 2	MI 7	TR	115942	513084	803184	521102	11674	6,364
1/2014	ME 2	MI 7	TR	115942	513084	803184	521106	11747	6,364
1/2014	ME 2	MI 7	TR	118249	513084	803184	521014	153852	141
1/2014	ME 2	MI 7	TR	118249	513084	803184	521116	42078	1,935
1/2014	ME 2	MI 7	TR	118903	513066	702777	521116	42078	111
1/2014	ME 2	MI 7	TR	118903	513084	803184	521116	42078	13,973
1/2014	ME 2	MI 7	TR	119990	513083	803183	521008	11616	408
1/2014	ME 2	MI 7	TR	119990	513084	803184	521008	11616	3,708
1/2014	ME 2	MI 7	TR	120144	513083	803183	521074	40470	12
1/2014	ME 2	MI 7	TR	120144	513083	803183	521118	11578	16

ANR Pipeline Company Transportation Services Fuel By Route Analysis
--

VASCR351

 Reporting Year: *January - December 2014*
 Production Period: 01/2014

<u>Production Period</u>	<u>Receipt Segment</u>	<u>Delivery Segment</u>	<u>Service Class</u>	<u>Svc Req Contract</u>	<u>Receipt Location</u>	<u>Receipt Loc Prop</u>	<u>Delivery Location</u>	<u>Delivery Loc Prop</u>	<u>Fuel Quantity</u>
1/2014	ME 2	MI 7	TR	120144	513083	803183	521122	11751	7
1/2014	ME 2	MI 7	TR	120144	513083	803183	521124	11562	28
1/2014	ME 2	MI 7	TR	120144	513083	803183	521138	11680	26
1/2014	ME 2	MI 7	TR	120144	513083	803183	521142	40477	27
1/2014	ME 2	MI 7	TR	120144	513083	803183	521144	11580	19
1/2014	ME 2	MI 7	TR	120144	513083	803183	521146	11785	6
1/2014	ME 2	MI 7	TR	120144	513083	803183	521156	11572	16
1/2014	ME 2	MI 7	TR	120144	513083	803183	521158	11581	1
1/2014	ME 2	MI 7	TR	120144	513083	803183	521162	11748	14
1/2014	ME 2	MI 7	TR	120144	513083	803183	521670	40468	96
1/2014	ME 2	MI 7	TR	120144	513083	803183	521962	139401	57
1/2014	ME 2	MI 7	TR	120144	513084	803184	505038	153808	445
1/2014	ME 2	MI 7	TR	120144	513084	803184	521008	11616	333
1/2014	ME 2	MI 7	TR	120144	513084	803184	521074	40470	439
1/2014	ME 2	MI 7	TR	120144	513084	803184	521118	11578	572
1/2014	ME 2	MI 7	TR	120144	513084	803184	521122	11751	156
1/2014	ME 2	MI 7	TR	120144	513084	803184	521124	11562	520
1/2014	ME 2	MI 7	TR	120144	513084	803184	521138	11680	1,293
1/2014	ME 2	MI 7	TR	120144	513084	803184	521142	40477	215
1/2014	ME 2	MI 7	TR	120144	513084	803184	521144	11580	365
1/2014	ME 2	MI 7	TR	120144	513084	803184	521146	11785	204
1/2014	ME 2	MI 7	TR	120144	513084	803184	521156	11572	397
1/2014	ME 2	MI 7	TR	120144	513084	803184	521158	11581	36
1/2014	ME 2	MI 7	TR	120144	513084	803184	521162	11748	354
1/2014	ME 2	MI 7	TR	120144	513084	803184	521622	110850	303
1/2014	ME 2	MI 7	TR	120144	513084	803184	521636	22992	241
1/2014	ME 2	MI 7	TR	120144	513084	803184	521670	40468	2,410
1/2014	ME 2	MI 7	TR	120144	513084	803184	521962	139401	1,081
1/2014	ME 2	MI 7	TR	120144	513084	803184	523052	467243	72
1/2014	ME 2	MI 7	TR	120144	513090	927982	521008	11616	255
1/2014	ME 2	MI 7	TR	120144	513090	927982	521074	40470	83
1/2014	ME 2	MI 7	TR	120144	513090	927982	521118	11578	237
1/2014	ME 2	MI 7	TR	120144	513090	927982	521122	11751	56

**ANR Pipeline Company
 Transportation Services
 Fuel By Route Analysis**

VASCR351

Reporting Year: *January - December 2014*
 Production Period: 01/2014

<u>Production Period</u>	<u>Receipt Segment</u>	<u>Delivery Segment</u>	<u>Service Class</u>	<u>Svc Req Contract</u>	<u>Receipt Location</u>	<u>Receipt Loc Prop</u>	<u>Delivery Location</u>	<u>Delivery Loc Prop</u>	<u>Fuel Quantity</u>
1/2014	ME 2	MI 7	TR	120144	513090	927982	521124	11562	224
1/2014	ME 2	MI 7	TR	120144	513090	927982	521138	11680	396
1/2014	ME 2	MI 7	TR	120144	513090	927982	521142	40477	90
1/2014	ME 2	MI 7	TR	120144	513090	927982	521144	11580	90
1/2014	ME 2	MI 7	TR	120144	513090	927982	521146	11785	32
1/2014	ME 2	MI 7	TR	120144	513090	927982	521156	11572	159
1/2014	ME 2	MI 7	TR	120144	513090	927982	521158	11581	8
1/2014	ME 2	MI 7	TR	120144	513090	927982	521162	11748	108
1/2014	ME 2	MI 7	TR	120144	513090	927982	521670	40468	747
1/2014	ME 2	MI 7	TR	120144	513090	927982	521962	139401	381
1/2014	ME 2	MI 7	TR	121099	513084	803184	521116	42078	160
1/2014	ME 2	MI 7	TR	122288	513066	702777	521098	108641	14
1/2014	ME 2	MI 7	TR	122293	513084	803184	505020	139252	50
1/2014	ME 2	MI 7	TR	122299	513084	803184	505020	139252	140
1/2014	ME 2	MI 7	TR	122315	513084	803184	505020	139252	153
1/2014	ME 2	MI 7	TR	122335	513062	490940	505020	139252	14
1/2014	ME 2	MI 7	TR	122335	513090	927982	505020	139252	22
1/2014	ME 2	MI 7	TR	122337	513062	490940	505020	139252	112
1/2014	ME 2	MI 7	TR	122337	513090	927982	505020	139252	50
1/2014	ME 2	MI 7	TR	122456	513066	702777	505038	153808	32
1/2014	ME 2	MI 7	TR	122837	505233	154017	521030	282436	423
1/2014	ME 2	MI 7	TR	122837	513066	702777	521030	282436	144
1/2014	ME 2	MI 7	TR	123135	513066	702777	505038	153808	81
1/2014	ME 2	MI 7	TR	123135	513084	803184	505038	153808	589
1/2014	ME 2	MI 7	TR	123136	513066	702777	505038	153808	227
1/2014	ME 2	MI 7	TR	123136	513084	803184	505038	153808	2
1/2014	ME 2	MI 7	TR	123137	513084	803184	505038	153808	106
1/2014	ME 2	MI 7	TR	123313	505233	154017	521932	138744	31
1/2014	ME 2	MI 7	TR	123316	505233	154017	521932	138744	93
1/2014	ME 2	MI 7	TR	123320	513090	927982	521932	138744	1
1/2014	ME 2	MI 7	TR	123320	513090	927982	521948	4492	56
1/2014	ME 2	MI 7	TR	123321	513090	927982	521932	138744	1
1/2014	ME 2	MI 7	TR	123321	513090	927982	521948	4492	157

**ANR Pipeline Company
 Transportation Services
 Fuel By Route Analysis**

VASCR351

Reporting Year: *January - December 2014*
 Production Period: **01/2014**

<u>Production Period</u>	<u>Receipt Segment</u>	<u>Delivery Segment</u>	<u>Service Class</u>	<u>Svc Req Contract</u>	<u>Receipt Location</u>	<u>Receipt Loc Prop</u>	<u>Delivery Location</u>	<u>Delivery Loc Prop</u>	<u>Fuel Quantity</u>
1/2014	ME 2	MI 7	TR	123360	505233	154017	521932	138744	62
1/2014	ME 2	MI 7	TR	123459	513084	803184	505038	153808	9
1/2014	ME 2	MI 7	TR	123459	513084	803184	521948	4492	36
1/2014	ME 2	MI 7	TR	123460	513084	803184	521948	4492	182
1/2014	ME 2	MI 7	TR	123496	513083	803183	521932	138744	6
1/2014	ME 2	MI 7	TR	123496	513084	803184	521932	138744	19
1/2014	ME 2	MI 7	TR	123538	505233	154017	521932	138744	92
1/2014	ME 2	MI 7	TR	123566	513084	803184	521588	40481	2,348
1/2014	ME 2	MI 7	TR	123566	513090	927982	521588	40481	195
1/2014	ME 2	MI 7	TR	123683	505226	153719	521116	42078	6,386
1/2014	ME 2	MI 7	TR	123683	513066	702777	521116	42078	-6,386
1/2014	ME 2	MI 7	TR	123684	505226	153719	521116	42078	124
1/2014	ME 2	MI 7	TR	123684	513066	702777	521116	42078	-124
1/2014	ME 2	MI 7	TR	123715	513066	702777	521008	11616	15,204
1/2014	ME 2	MI 7	TR	123715	513066	702777	521074	40470	287
1/2014	ME 2	MI 7	TR	123715	513066	702777	521080	138675	3,997
1/2014	ME 2	MI 7	TR	123715	513066	702777	521098	108641	123
1/2014	ME 2	MI 7	TR	123715	513066	702777	521116	42078	6,418
1/2014	ME 2	MI 7	TR	123715	513066	702777	521118	11578	464
1/2014	ME 2	MI 7	TR	123715	513066	702777	521122	11751	14
1/2014	ME 2	MI 7	TR	123715	513066	702777	521124	11562	54
1/2014	ME 2	MI 7	TR	123715	513066	702777	521138	11680	15
1/2014	ME 2	MI 7	TR	123715	513066	702777	521142	40477	4,281
1/2014	ME 2	MI 7	TR	123715	513066	702777	521144	11580	17
1/2014	ME 2	MI 7	TR	123715	513066	702777	521146	11785	7
1/2014	ME 2	MI 7	TR	123715	513066	702777	521152	11589	36
1/2014	ME 2	MI 7	TR	123715	513066	702777	521156	11572	9
1/2014	ME 2	MI 7	TR	123715	513066	702777	521162	11748	197
1/2014	ME 2	MI 7	TR	123715	513066	702777	521636	22992	1,683
1/2014	ME 2	MI 7	TR	123715	513066	702777	521670	40468	364
1/2014	ME 2	MI 7	TR	123715	513066	702777	521932	138744	1,547
1/2014	ME 2	MI 7	TR	123715	513066	702777	521962	139401	192
1/2014	ME 2	MI 7	TR	123715	513084	803184	521008	11616	1,760

**ANR Pipeline Company
 Transportation Services
 Fuel By Route Analysis**

VASCR351

Reporting Year: *January - December 2014*
 Production Period: 01/2014

<u>Production Period</u>	<u>Receipt Segment</u>	<u>Delivery Segment</u>	<u>Service Class</u>	<u>Svc Req Contract</u>	<u>Receipt Location</u>	<u>Receipt Loc Prop</u>	<u>Delivery Location</u>	<u>Delivery Loc Prop</u>	<u>Fuel Quantity</u>
1/2014	ME 2	MI 7	TR	123715	513084	803184	521080	138675	61
1/2014	ME 2	MI 7	TR	123715	513084	803184	521116	42078	1,093
1/2014	ME 2	MI 7	TR	123715	513084	803184	521636	22992	110
1/2014	ME 2	MI 7	TR	123715	513084	803184	521932	138744	330
1/2014	ME 2	MI 7	TR	123731	513066	702777	521080	138675	56
1/2014	ME 2	MI 7	TR	123731	513084	803184	521008	11616	5,627
1/2014	ME 2	MI 7	TR	123731	513084	803184	521080	138675	1,995
1/2014	ME 2	MI 7	TR	123731	513084	803184	521116	42078	6,592
1/2014	ME 2	MI 7	TR	123731	513084	803184	521932	138744	1,686
1/2014	ME 2	MI 7	TR	123735	513083	803183	505108	243097	7,169
1/2014	ME 2	MI 7	TR	123735	513083	803183	521116	42078	1,069
1/2014	ME 2	MI 7	TR	123735	513090	927982	505108	243097	2,864
1/2014	ME 2	MI 7	TR	123735	513090	927982	521116	42078	1,694
1/2014	ME 2	MI 7	TR	123739	513066	702777	510005	246067	16
1/2014	ME 2	MI 7	TR	123739	513066	702777	521016	4196	85
1/2014	ME 2	MI 7	TR	123739	513066	702777	521030	282436	102
1/2014	ME 2	MI 7	TR	123739	513066	702777	521116	42078	300
1/2014	ME 2	MI 7	TR	123739	513084	803184	510005	246067	202
1/2014	ME 2	MI 7	TR	123739	513084	803184	521008	11616	412
1/2014	ME 2	MI 7	TR	123739	513084	803184	521016	4196	1,039
1/2014	ME 2	MI 7	TR	123739	513084	803184	521030	282436	1,019
1/2014	ME 2	MI 7	TR	123739	513084	803184	521116	42078	1,854
1/2014	ME 2	MI 7	TR	123739	513084	803184	521118	11578	103
1/2014	ME 2	MI 7	TR	123739	513084	803184	521622	110850	827
1/2014	ME 2	MI 7	TR	123739	513090	927982	505038	153808	219
1/2014	ME 2	MI 7	TR	123739	513090	927982	505108	243097	321
1/2014	ME 2	MI 7	TR	123739	513090	927982	510005	246067	262
1/2014	ME 2	MI 7	TR	123739	513090	927982	521008	11616	791
1/2014	ME 2	MI 7	TR	123739	513090	927982	521016	4196	4,434
1/2014	ME 2	MI 7	TR	123739	513090	927982	521030	282436	2,516
1/2014	ME 2	MI 7	TR	123739	513090	927982	521074	40470	20
1/2014	ME 2	MI 7	TR	123739	513090	927982	521098	108641	528
1/2014	ME 2	MI 7	TR	123739	513090	927982	521116	42078	9,118

**ANR Pipeline Company
 Transportation Services
 Fuel By Route Analysis**

VASCR351

Reporting Year: *January - December 2014*
 Production Period: **01/2014**

<u>Production Period</u>	<u>Receipt Segment</u>	<u>Delivery Segment</u>	<u>Service Class</u>	<u>Svc Req Contract</u>	<u>Receipt Location</u>	<u>Receipt Loc Prop</u>	<u>Delivery Location</u>	<u>Delivery Loc Prop</u>	<u>Fuel Quantity</u>
1/2014	ME 2	MI 7	TR	123739	513090	927982	521118	11578	46
1/2014	ME 2	MI 7	TR	123739	513090	927982	521138	11680	103
1/2014	ME 2	MI 7	TR	123739	513090	927982	521142	40477	11
1/2014	ME 2	MI 7	TR	123739	513090	927982	521622	110850	1,700
1/2014	ME 2	MI 7	TR	123739	513090	927982	521670	40468	52
1/2014	ME 2	MI 7	TR	123739	513090	927982	521678	140834	56
1/2014	ME 2	MI 7	TR	123739	513090	927982	521962	139401	494
1/2014	ME 2	MI 7	TR	123759	513066	702777	505038	153808	769
1/2014	ME 2	MI 7	TR	123759	513066	702777	521008	11616	445
1/2014	ME 2	MI 7	TR	123759	513066	702777	521098	108641	12,772
1/2014	ME 2	MI 7	TR	123759	513066	702777	521932	138744	1,727
1/2014	ME 2	MI 7	TR	123759	513084	803184	505038	153808	761
1/2014	ME 2	MI 7	TR	123759	513084	803184	505108	243097	258
1/2014	ME 2	MI 7	TR	123759	513084	803184	521622	110850	144
1/2014	ME 2	MI 7	TR	123759	513084	803184	521636	22992	530
1/2014	ME 2	MI 7	TR	123759	513084	803184	521932	138744	128
1/2014	ME 2	MI 7	TR	123759	513084	803184	521962	139401	240
1/2014	ME 2	MI 7	TR	123759	513090	927982	505038	153808	60
1/2014	ME 2	MI 7	TR	123759	513090	927982	521008	11616	80
1/2014	ME 2	MI 7	TR	123761	513084	803184	505108	243097	8,981
1/2014	ME 2	MI 7	TR	123761	513084	803184	521116	42078	3,237
1/2014	ME 2	MI 7	TR	123762	513066	702777	505017	139249	219
1/2014	ME 2	MI 7	TR	123762	513066	702777	521116	42078	144
1/2014	ME 2	MI 7	TR	123762	513084	803184	505017	139249	11,165
1/2014	ME 2	MI 7	TR	123762	513084	803184	521008	11616	8
1/2014	ME 2	MI 7	TR	123762	513084	803184	521074	40470	28
1/2014	ME 2	MI 7	TR	123762	513084	803184	521098	108641	52
1/2014	ME 2	MI 7	TR	123762	513084	803184	521116	42078	160
1/2014	ME 2	MI 7	TR	123762	513084	803184	521118	11578	66
1/2014	ME 2	MI 7	TR	123762	513084	803184	521120	11795	55
1/2014	ME 2	MI 7	TR	123762	513084	803184	521122	11751	148
1/2014	ME 2	MI 7	TR	123762	513084	803184	521124	11562	97
1/2014	ME 2	MI 7	TR	123762	513084	803184	521138	11680	212

**ANR Pipeline Company
 Transportation Services
 Fuel By Route Analysis**
VASCR351

 Reporting Year: *January - December 2014*
 Production Period: 01/2014

<u>Production Period</u>	<u>Receipt Segment</u>	<u>Delivery Segment</u>	<u>Service Class</u>	<u>Svc Req Contract</u>	<u>Receipt Location</u>	<u>Receipt Loc Prop</u>	<u>Delivery Location</u>	<u>Delivery Loc Prop</u>	<u>Fuel Quantity</u>
1/2014	ME 2	MI 7	TR	123762	513084	803184	521140	11749	132
1/2014	ME 2	MI 7	TR	123762	513084	803184	521142	40477	160
1/2014	ME 2	MI 7	TR	123762	513084	803184	521144	11580	212
1/2014	ME 2	MI 7	TR	123762	513084	803184	521146	11785	117
1/2014	ME 2	MI 7	TR	123762	513084	803184	521152	11589	31
1/2014	ME 2	MI 7	TR	123762	513084	803184	521160	11590	340
1/2014	ME 2	MI 7	TR	123762	513084	803184	521670	40468	240
1/2014	ME 2	MI 7	TR	123762	513084	803184	521948	4492	130
1/2014	ME 2	MI 7	TR	123762	513084	803184	521962	139401	1,329
1/2014	ME 2	MI 7	TR	123763	513054	467676	521098	108641	36
1/2014	ME 2	MI 7	TR	123763	513054	467676	521116	42078	24
1/2014	ME 2	MI 7	TR	123763	513054	467676	521622	110850	6
1/2014	ME 2	MI 7	TR	123763	513054	467676	521636	22992	252
1/2014	ME 2	MI 7	TR	123763	513083	803183	521098	108641	398
1/2014	ME 2	MI 7	TR	123763	513083	803183	521116	42078	12
1/2014	ME 2	MI 7	TR	123763	513083	803183	521622	110850	43
1/2014	ME 2	MI 7	TR	123763	513084	803184	505108	243097	506
1/2014	ME 2	MI 7	TR	123763	513084	803184	521098	108641	5,186
1/2014	ME 2	MI 7	TR	123763	513084	803184	521116	42078	3,635
1/2014	ME 2	MI 7	TR	123763	513084	803184	521622	110850	21
1/2014	ME 2	MI 7	TR	123763	513084	803184	521636	22992	8,725
1/2014	ME 2	MI 7	TR	123764	513084	803184	505038	153808	114
1/2014	ME 2	MI 7	TR	123764	513084	803184	521942	198847	4,350
1/2014	ME 2	MI 7	TR	123765	505226	153719	521008	11616	29
1/2014	ME 2	MI 7	TR	123765	513066	702777	521080	138675	58
1/2014	ME 2	MI 7	TR	123765	513066	702777	521932	138744	258
1/2014	ME 2	MI 7	TR	123765	513084	803184	521008	11616	1,587
1/2014	ME 2	MI 7	TR	123765	513084	803184	521074	40470	1,121
1/2014	ME 2	MI 7	TR	123765	513084	803184	521080	138675	177
1/2014	ME 2	MI 7	TR	123765	513084	803184	521098	108641	103
1/2014	ME 2	MI 7	TR	123765	513084	803184	521116	42078	1,049
1/2014	ME 2	MI 7	TR	123765	513084	803184	521118	11578	349
1/2014	ME 2	MI 7	TR	123765	513084	803184	521122	11751	125

ANR Pipeline Company Transportation Services Fuel By Route Analysis

VASCR351

Reporting Year: *January - December 2014*
 Production Period: 01/2014

<u>Production Period</u>	<u>Receipt Segment</u>	<u>Delivery Segment</u>	<u>Service Class</u>	<u>Svc Req Contract</u>	<u>Receipt Location</u>	<u>Receipt Loc Prop</u>	<u>Delivery Location</u>	<u>Delivery Loc Prop</u>	<u>Fuel Quantity</u>
1/2014	ME 2	MI 7	TR	123765	513084	803184	521124	11562	68
1/2014	ME 2	MI 7	TR	123765	513084	803184	521138	11680	777
1/2014	ME 2	MI 7	TR	123765	513084	803184	521142	40477	32
1/2014	ME 2	MI 7	TR	123765	513084	803184	521144	11580	136
1/2014	ME 2	MI 7	TR	123765	513084	803184	521146	11785	12
1/2014	ME 2	MI 7	TR	123765	513084	803184	521152	11589	178
1/2014	ME 2	MI 7	TR	123765	513084	803184	521156	11572	27
1/2014	ME 2	MI 7	TR	123765	513084	803184	521162	11748	40
1/2014	ME 2	MI 7	TR	123765	513084	803184	521636	22992	1,146
1/2014	ME 2	MI 7	TR	123765	513084	803184	521670	40468	1,289
1/2014	ME 2	MI 7	TR	123765	513084	803184	521678	140834	17
1/2014	ME 2	MI 7	TR	123765	513084	803184	521932	138744	2,908
1/2014	ME 2	MI 7	TR	123765	513084	803184	521942	198847	186
1/2014	ME 2	MI 7	TR	123765	513084	803184	521948	4492	82
1/2014	ME 2	MI 7	TR	123765	513084	803184	521962	139401	706
1/2014	ME 2	MI 7	TR	123766	513084	803184	521116	42078	6,214
1/2014	ME 2	MI 7	TR	123767	513084	803184	521116	42078	12,772
1/2014	ME 2	MI 7	TR	123770	513083	803183	505038	153808	447
1/2014	ME 2	MI 7	TR	123770	513083	803183	505108	243097	2,910
1/2014	ME 2	MI 7	TR	123770	513083	803183	521124	11562	21
1/2014	ME 2	MI 7	TR	123770	513083	803183	521622	110850	631
1/2014	ME 2	MI 7	TR	123770	513083	803183	521636	22992	3,481
1/2014	ME 2	MI 7	TR	123770	513084	803184	505038	153808	3,774
1/2014	ME 2	MI 7	TR	123770	513084	803184	505108	243097	7,650
1/2014	ME 2	MI 7	TR	123770	513084	803184	511136	277072	1,756
1/2014	ME 2	MI 7	TR	123770	513084	803184	521008	11616	4
1/2014	ME 2	MI 7	TR	123770	513084	803184	521098	108641	62
1/2014	ME 2	MI 7	TR	123770	513084	803184	521116	42078	255
1/2014	ME 2	MI 7	TR	123770	513084	803184	521622	110850	858
1/2014	ME 2	MI 7	TR	123770	513084	803184	521636	22992	7,488
1/2014	ME 2	MI 7	TR	123770	513084	803184	521962	139401	7
1/2014	ME 2	MI 7	TR	123770	513090	927982	505038	153808	917
1/2014	ME 2	MI 7	TR	123770	513090	927982	505108	243097	154

**ANR Pipeline Company
 Transportation Services
 Fuel By Route Analysis**
VASCR351

 Reporting Year: *January - December 2014*
 Production Period: 01/2014

<u>Production Period</u>	<u>Receipt Segment</u>	<u>Delivery Segment</u>	<u>Service Class</u>	<u>Svc Req Contract</u>	<u>Receipt Location</u>	<u>Receipt Loc Prop</u>	<u>Delivery Location</u>	<u>Delivery Loc Prop</u>	<u>Fuel Quantity</u>
1/2014	ME 2	MI 7	TR	123770	513090	927982	521622	110850	78
1/2014	ME 2	MI 7	TR	123770	513090	927982	521636	22992	620
1/2014	ME 2	MI 7	TR	123773	513066	702777	521098	108641	1,190
1/2014	ME 2	MI 7	TR	123773	513066	702777	521116	42078	1,926
1/2014	ME 2	MI 7	TR	123773	513066	702777	521142	40477	3
1/2014	ME 2	MI 7	TR	123773	513066	702777	521144	11580	2
1/2014	ME 2	MI 7	TR	123773	513066	702777	521146	11785	1
1/2014	ME 2	MI 7	TR	123773	513066	702777	521160	11590	5
1/2014	ME 2	MI 7	TR	123773	513066	702777	521622	110850	1,200
1/2014	ME 2	MI 7	TR	123773	513066	702777	523025	338685	2,121
1/2014	ME 2	MI 7	TR	123775	513001	305431	521932	138744	79
1/2014	ME 2	MI 7	TR	123775	513066	702777	521932	138744	55
1/2014	ME 2	MI 7	TR	123775	513084	803184	521008	11616	6,592
1/2014	ME 2	MI 7	TR	123775	513084	803184	521932	138744	5,906
Segment									409,468
1/2014	ME 2	MW 6	TR	116494	513066	702777	505005	139233	40
1/2014	ME 2	MW 6	TR	116494	513083	803183	505005	139233	60
1/2014	ME 2	MW 6	TR	116494	513090	927982	505005	139233	44
1/2014	ME 2	MW 6	TR	116494	513090	927982	521658	3605	10
1/2014	ME 2	MW 6	TR	118249	513084	803184	505013	139241	3
Segment									157
1/2014	ME 2	WI 7	TR	820	513084	803184	505025	139257	7,864
1/2014	ME 2	WI 7	TR	113237	513066	702777	521814	36934	310
1/2014	ME 2	WI 7	TR	120144	513083	803183	521178	28883	21
1/2014	ME 2	WI 7	TR	120144	513083	803183	521246	28844	47
1/2014	ME 2	WI 7	TR	120144	513084	803184	521286	28853	16
1/2014	ME 2	WI 7	TR	120144	513084	803184	521288	28670	96
1/2014	ME 2	WI 7	TR	120144	513090	927982	521196	28771	4
1/2014	ME 2	WI 7	TR	120144	513090	927982	521784	28720	50
1/2014	ME 2	WI 7	TR	123759	513066	702777	521172	28846	842
1/2014	ME 2	WI 7	TR	123759	513066	702777	521178	28883	45
1/2014	ME 2	WI 7	TR	123759	513066	702777	521196	28771	232

ANR Pipeline Company Transportation Services Fuel By Route Analysis

VASCR351

Reporting Year: *January - December 2014*
 Production Period: 01/2014

<u>Production Period</u>	<u>Receipt Segment</u>	<u>Delivery Segment</u>	<u>Service Class</u>	<u>Svc Req Contract</u>	<u>Receipt Location</u>	<u>Receipt Loc Prop</u>	<u>Delivery Location</u>	<u>Delivery Loc Prop</u>	<u>Fuel Quantity</u>
1/2014	ME 2	WI 7	TR	123759	513066	702777	521200	28679	40
1/2014	ME 2	WI 7	TR	123759	513066	702777	521204	28672	152
1/2014	ME 2	WI 7	TR	123759	513066	702777	521246	28844	41
1/2014	ME 2	WI 7	TR	123759	513066	702777	521248	28811	128
1/2014	ME 2	WI 7	TR	123759	513066	702777	521262	36868	295
1/2014	ME 2	WI 7	TR	123759	513066	702777	521266	28702	477
1/2014	ME 2	WI 7	TR	123759	513066	702777	521286	28853	84
1/2014	ME 2	WI 7	TR	123759	513066	702777	521314	28661	562
1/2014	ME 2	WI 7	TR	123759	513066	702777	521316	28831	78
1/2014	ME 2	WI 7	TR	123759	513066	702777	521318	28829	42
1/2014	ME 2	WI 7	TR	123759	513066	702777	521324	28794	123
1/2014	ME 2	WI 7	TR	123759	513066	702777	521344	28734	75
1/2014	ME 2	WI 7	TR	123759	513066	702777	521362	28733	48
1/2014	ME 2	WI 7	TR	123759	513066	702777	521374	28662	210
1/2014	ME 2	WI 7	TR	123759	513066	702777	521784	28720	587
1/2014	ME 2	WI 7	TR	123759	513066	702777	521786	28798	134
1/2014	ME 2	WI 7	TR	123759	513066	702777	521814	36934	224
1/2014	ME 2	WI 7	TR	123759	513066	702777	523034	384136	309
1/2014	ME 2	WI 7	TR	123759	513084	803184	521172	28846	169
1/2014	ME 2	WI 7	TR	123759	513084	803184	521784	28720	60
1/2014	ME 2	WI 7	TR	123759	513090	927982	521196	28771	20
1/2014	ME 2	WI 7	TR	123762	513084	803184	521172	28846	214
1/2014	ME 2	WI 7	TR	123762	513084	803184	521314	28661	28
1/2014	ME 2	WI 7	TR	123762	513084	803184	521336	28738	56
1/2014	ME 2	WI 7	TR	123762	513084	803184	521784	28720	143
	Segment								13,826
1/2014	ME 3	ME 3	TR	110505	513085	742252	520005	15672	144
1/2014	ME 3	ME 3	TR	110505	513085	742252	520018	22986	25
1/2014	ME 3	ME 3	TR	110505	513085	742252	520027	295956	545
1/2014	ME 3	ME 3	TR	110506	513085	742252	520005	15672	492
1/2014	ME 3	ME 3	TR	110506	513085	742252	520018	22986	54
1/2014	ME 3	ME 3	TR	110506	513085	742252	520027	295956	404
1/2014	ME 3	ME 3	TR	110506	513085	742252	521620	16118	8

**ANR Pipeline Company
 Transportation Services
 Fuel By Route Analysis**
VASCR351

 Reporting Year: *January - December 2014*
 Production Period: 01/2014

<u>Production Period</u>	<u>Receipt Segment</u>	<u>Delivery Segment</u>	<u>Service Class</u>	<u>Svc Req Contract</u>	<u>Receipt Location</u>	<u>Receipt Loc Prop</u>	<u>Delivery Location</u>	<u>Delivery Loc Prop</u>	<u>Fuel Quantity</u>
1/2014	ME 3	ME 3	TR	110507	513085	742252	520005	15672	1,801
1/2014	ME 3	ME 3	TR	110507	513085	742252	520018	22986	169
1/2014	ME 3	ME 3	TR	110507	513085	742252	520027	295956	393
1/2014	ME 3	ME 3	TR	110507	513085	742252	521552	16265	39
1/2014	ME 3	ME 3	TR	110507	513085	742252	521620	16118	21
1/2014	ME 3	ME 3	TR	110884	513085	742252	520018	22986	128
1/2014	ME 3	ME 3	TR	110884	513085	742252	521620	16118	3,257
1/2014	ME 3	ME 3	TR	110885	513085	742252	520005	15672	92
1/2014	ME 3	ME 3	TR	110885	513085	742252	520015	108796	82
1/2014	ME 3	ME 3	TR	110885	513085	742252	520018	22986	621
1/2014	ME 3	ME 3	TR	110885	513085	742252	520027	295956	692
1/2014	ME 3	ME 3	TR	110885	513085	742252	521010	40186	429
1/2014	ME 3	ME 3	TR	110885	513085	742252	521528	4351	590
1/2014	ME 3	ME 3	TR	110885	513085	742252	521530	4274	65
1/2014	ME 3	ME 3	TR	110885	513085	742252	521534	138745	846
1/2014	ME 3	ME 3	TR	110885	513085	742252	521552	16265	106
1/2014	ME 3	ME 3	TR	110885	513085	742252	521572	40455	1,115
1/2014	ME 3	ME 3	TR	110885	513085	742252	521576	40189	31
1/2014	ME 3	ME 3	TR	110885	513085	742252	521620	16118	386
1/2014	ME 3	ME 3	TR	110885	513085	742252	521626	40184	1,235
1/2014	ME 3	ME 3	TR	110889	513085	742252	521010	40186	6
1/2014	ME 3	ME 3	TR	110889	513085	742252	521620	16118	16
1/2014	ME 3	ME 3	TR	111481	513085	742252	520018	22986	5
1/2014	ME 3	ME 3	TR	111481	513085	742252	520027	295956	51
1/2014	ME 3	ME 3	TR	111481	513085	742252	521010	40186	580
1/2014	ME 3	ME 3	TR	111481	513085	742252	521528	4351	4
1/2014	ME 3	ME 3	TR	111481	513085	742252	521534	138745	42
1/2014	ME 3	ME 3	TR	111481	513085	742252	521540	4223	1
1/2014	ME 3	ME 3	TR	112835	513085	742252	505238	174721	795
1/2014	ME 3	ME 3	TR	112835	513085	742252	520015	108796	153
1/2014	ME 3	ME 3	TR	112835	513085	742252	520018	22986	47
1/2014	ME 3	ME 3	TR	112835	513085	742252	520026	38843	7
1/2014	ME 3	ME 3	TR	112835	513085	742252	520027	295956	147

**ANR Pipeline Company
 Transportation Services
 Fuel By Route Analysis**
VASCR351

 Reporting Year: *January - December 2014*
 Production Period: 01/2014

<u>Production Period</u>	<u>Receipt Segment</u>	<u>Delivery Segment</u>	<u>Service Class</u>	<u>Svc Req Contract</u>	<u>Receipt Location</u>	<u>Receipt Loc Prop</u>	<u>Delivery Location</u>	<u>Delivery Loc Prop</u>	<u>Fuel Quantity</u>
1/2014	ME 3	ME 3	TR	112835	513085	742252	521010	40186	544
1/2014	ME 3	ME 3	TR	112835	513085	742252	521092	4475	337
1/2014	ME 3	ME 3	TR	112835	513085	742252	521528	4351	19
1/2014	ME 3	ME 3	TR	112835	513085	742252	521534	138745	121
1/2014	ME 3	ME 3	TR	112835	513085	742252	521540	4223	32
1/2014	ME 3	ME 3	TR	112835	513085	742252	521552	16265	24
1/2014	ME 3	ME 3	TR	112835	513085	742252	521620	16118	55
1/2014	ME 3	ME 3	TR	112835	513085	742252	521626	40184	109
1/2014	ME 3	ME 3	TR	113120	513085	742252	521010	40186	431
1/2014	ME 3	ME 3	TR	113120	513085	742252	521620	16118	37
1/2014	ME 3	ME 3	TR	113120	513085	742252	521626	40184	116
1/2014	ME 3	ME 3	TR	113877	513085	742252	520020	6470	14
1/2014	ME 3	ME 3	TR	113877	513085	742252	520027	295956	21
1/2014	ME 3	ME 3	TR	113877	513085	742252	521620	16118	4
1/2014	ME 3	ME 3	TR	113878	513085	742252	520020	6470	13
1/2014	ME 3	ME 3	TR	113878	513085	742252	521010	40186	108
1/2014	ME 3	ME 3	TR	113878	513085	742252	521620	16118	3
1/2014	ME 3	ME 3	TR	113880	513085	742252	520020	6470	8
1/2014	ME 3	ME 3	TR	113880	513085	742252	521010	40186	196
1/2014	ME 3	ME 3	TR	113884	513085	742252	520020	6470	65
1/2014	ME 3	ME 3	TR	113884	513085	742252	520027	295956	13
1/2014	ME 3	ME 3	TR	113884	513085	742252	521010	40186	1
1/2014	ME 3	ME 3	TR	113884	513085	742252	521620	16118	10
1/2014	ME 3	ME 3	TR	113886	513085	742252	520020	6470	3
1/2014	ME 3	ME 3	TR	113886	513085	742252	521620	16118	4
1/2014	ME 3	ME 3	TR	113904	513085	742252	521620	16118	5
1/2014	ME 3	ME 3	TR	113915	513085	742252	520020	6470	13
1/2014	ME 3	ME 3	TR	113915	513085	742252	521620	16118	14
1/2014	ME 3	ME 3	TR	113919	513085	742252	521620	16118	12
1/2014	ME 3	ME 3	TR	113922	513085	742252	520020	6470	147
1/2014	ME 3	ME 3	TR	113922	513085	742252	520027	295956	109
1/2014	ME 3	ME 3	TR	113922	513085	742252	521620	16118	28
1/2014	ME 3	ME 3	TR	113930	513085	742252	520020	6470	12

**ANR Pipeline Company
 Transportation Services
 Fuel By Route Analysis**
VASCR351

 Reporting Year: *January - December 2014*
 Production Period: **01/2014**

<u>Production Period</u>	<u>Receipt Segment</u>	<u>Delivery Segment</u>	<u>Service Class</u>	<u>Svc Req Contract</u>	<u>Receipt Location</u>	<u>Receipt Loc Prop</u>	<u>Delivery Location</u>	<u>Delivery Loc Prop</u>	<u>Fuel Quantity</u>
1/2014	ME 3	ME 3	TR	113930	513085	742252	520027	295956	2
1/2014	ME 3	ME 3	TR	113930	513085	742252	521010	40186	26
1/2014	ME 3	ME 3	TR	113930	513085	742252	521620	16118	12
1/2014	ME 3	ME 3	TR	113933	513085	742252	520027	295956	12
1/2014	ME 3	ME 3	TR	113933	513085	742252	521010	40186	14
1/2014	ME 3	ME 3	TR	113933	513085	742252	521620	16118	2
1/2014	ME 3	ME 3	TR	113936	513085	742252	521620	16118	5
1/2014	ME 3	ME 3	TR	113937	513085	742252	520020	6470	21
1/2014	ME 3	ME 3	TR	113937	513085	742252	520027	295956	5
1/2014	ME 3	ME 3	TR	113937	513085	742252	521620	16118	14
1/2014	ME 3	ME 3	TR	113944	513085	742252	520020	6470	1
1/2014	ME 3	ME 3	TR	113944	513085	742252	520027	295956	34
1/2014	ME 3	ME 3	TR	113944	513085	742252	521620	16118	2
1/2014	ME 3	ME 3	TR	113945	513085	742252	520020	6470	15
1/2014	ME 3	ME 3	TR	113945	513085	742252	520027	295956	25
1/2014	ME 3	ME 3	TR	113945	513085	742252	521620	16118	16
1/2014	ME 3	ME 3	TR	113976	513085	742252	520020	6470	8
1/2014	ME 3	ME 3	TR	113976	513085	742252	520027	295956	33
1/2014	ME 3	ME 3	TR	113976	513085	742252	521620	16118	4
1/2014	ME 3	ME 3	TR	113987	513085	742252	520020	6470	153
1/2014	ME 3	ME 3	TR	113987	513085	742252	520027	295956	145
1/2014	ME 3	ME 3	TR	113987	513085	742252	521010	40186	115
1/2014	ME 3	ME 3	TR	113987	513085	742252	521620	16118	13
1/2014	ME 3	ME 3	TR	114015	513085	742252	520018	22986	248
1/2014	ME 3	ME 3	TR	114015	513085	742252	520020	6470	54
1/2014	ME 3	ME 3	TR	115126	505227	153721	521534	138745	99
1/2014	ME 3	ME 3	TR	118863	505227	153721	521986	277052	412
1/2014	ME 3	ME 3	TR	118863	513085	742252	521986	277052	642
1/2014	ME 3	ME 3	TR	120104	510038	48639	520005	15672	1
1/2014	ME 3	ME 3	TR	120104	510038	48639	520018	22986	25
1/2014	ME 3	ME 3	TR	120104	510038	48639	521010	40186	21
1/2014	ME 3	ME 3	TR	120104	510038	48639	521032	138747	23
1/2014	ME 3	ME 3	TR	120643	505227	153721	521528	4351	3

**ANR Pipeline Company
 Transportation Services
 Fuel By Route Analysis**

VASCR351

Reporting Year: *January - December 2014*
 Production Period: 01/2014

<u>Production Period</u>	<u>Receipt Segment</u>	<u>Delivery Segment</u>	<u>Service Class</u>	<u>Svc Req Contract</u>	<u>Receipt Location</u>	<u>Receipt Loc Prop</u>	<u>Delivery Location</u>	<u>Delivery Loc Prop</u>	<u>Fuel Quantity</u>
1/2014	ME 3	ME 3	TR	120815	505227	153721	523006	314730	468
1/2014	ME 3	ME 3	TR	120815	513085	742252	505490	755893	123
1/2014	ME 3	ME 3	TR	120899	510038	48639	505119	261345	146
1/2014	ME 3	ME 3	TR	120899	510038	48639	520018	22986	626
1/2014	ME 3	ME 3	TR	120953	510038	48639	521552	16265	23
1/2014	ME 3	ME 3	TR	121148	513085	742252	520020	6470	214
1/2014	ME 3	ME 3	TR	122284	513085	742252	520027	295956	33
1/2014	ME 3	ME 3	TR	122284	513085	742252	521552	16265	313
1/2014	ME 3	ME 3	TR	122286	513085	742252	520027	295956	28
1/2014	ME 3	ME 3	TR	123058	505227	153721	523038	398767	9
1/2014	ME 3	ME 3	TR	123135	513085	742252	521010	40186	366
1/2014	ME 3	ME 3	TR	123136	513085	742252	520027	295956	156
1/2014	ME 3	ME 3	TR	123136	513085	742252	521010	40186	816
1/2014	ME 3	ME 3	TR	123288	513085	742252	520026	38843	27
1/2014	ME 3	ME 3	TR	123288	513085	742252	521552	16265	21
1/2014	ME 3	ME 3	TR	123288	513085	742252	521620	16118	4,528
1/2014	ME 3	ME 3	TR	123291	513085	742252	505490	755893	52
1/2014	ME 3	ME 3	TR	123291	513085	742252	520027	295956	341
1/2014	ME 3	ME 3	TR	123291	513085	742252	521552	16265	6
1/2014	ME 3	ME 3	TR	123291	513085	742252	521620	16118	975
1/2014	ME 3	ME 3	TR	123291	513085	742252	521626	40184	171
1/2014	ME 3	ME 3	TR	123294	513085	742252	520027	295956	566
1/2014	ME 3	ME 3	TR	123294	513085	742252	521620	16118	59
1/2014	ME 3	ME 3	TR	123294	513085	742252	521626	40184	28
1/2014	ME 3	ME 3	TR	123400	513085	742252	520027	295956	124
1/2014	ME 3	ME 3	TR	123716	513085	742252	521976	201846	250
1/2014	ME 3	ME 3	TR	123776	510038	48639	520005	15672	13
1/2014	ME 3	ME 3	TR	123776	510038	48639	520015	108796	50
1/2014	ME 3	ME 3	TR	123776	510038	48639	520018	22986	25
1/2014	ME 3	ME 3	TR	123776	513085	742252	520005	15672	91
1/2014	ME 3	ME 3	TR	123776	513085	742252	520014	261713	100
1/2014	ME 3	ME 3	TR	123776	513085	742252	520015	108796	604
1/2014	ME 3	ME 3	TR	123776	513085	742252	520018	22986	543

**ANR Pipeline Company
 Transportation Services
 Fuel By Route Analysis**
VASCR351

 Reporting Year: *January - December 2014*
 Production Period: **01/2014**

<u>Production Period</u>	<u>Receipt Segment</u>	<u>Delivery Segment</u>	<u>Service Class</u>	<u>Svc Req Contract</u>	<u>Receipt Location</u>	<u>Receipt Loc Prop</u>	<u>Delivery Location</u>	<u>Delivery Loc Prop</u>	<u>Fuel Quantity</u>
1/2014	ME 3	ME 3	TR	123776	513085	742252	520027	295956	1,418
1/2014	ME 3	ME 3	TR	123776	513125	1387755	520005	15672	43
1/2014	ME 3	ME 3	TR	123777	513085	742252	520018	22986	125
1/2014	ME 3	ME 3	TR	123777	513125	1387755	520005	15672	188
1/2014	ME 3	ME 3	TR	123795	505119	261345	521552	16265	3
1/2014	ME 3	ME 3	TR	123795	513085	742252	520027	295956	157
1/2014	ME 3	ME 3	TR	123795	513085	742252	521092	4475	6
1/2014	ME 3	ME 3	TR	123795	513085	742252	521552	16265	36
1/2014	ME 3	ME 3	TR	123830	513085	742252	521620	16118	112
1/2014	ME 3	ME 3	TR	123831	513085	742252	520005	15672	797
1/2014	ME 3	ME 3	TR	123832	513085	742252	520005	15672	736
1/2014	ME 3	ME 3	TR	123832	513085	742252	520020	6470	1
1/2014	ME 3	ME 3	TR	123832	513085	742252	521010	40186	500
1/2014	ME 3	ME 3	TR	123832	513085	742252	521620	16118	10
1/2014	ME 3	ME 3	TR	123832	513085	742252	521626	40184	55
1/2014	ME 3	ME 3	TR	123838	513085	742252	520026	38843	420
1/2014	ME 3	ME 3	TR	123838	513085	742252	520027	295956	107
1/2014	ME 3	ME 3	TR	123838	513085	742252	521620	16118	237
1/2014	ME 3	ME 3	TR	123838	513085	742252	523006	314730	24
1/2014	ME 3	ME 3	TR	123889	513085	742252	520005	15672	83
	Segment								37,410
1/2014	ME 3	MI 7	TR	1700	505008	139236	505038	153808	15
1/2014	ME 3	MI 7	TR	15400	505032	139374	505038	153808	11
1/2014	ME 3	MI 7	TR	110884	513085	742252	505108	243097	56
1/2014	ME 3	MI 7	TR	110884	513085	742252	521116	42078	2,581
1/2014	ME 3	MI 7	TR	110885	510008	38224	511136	277072	84
1/2014	ME 3	MI 7	TR	110885	513085	742252	505038	153808	1,093
1/2014	ME 3	MI 7	TR	110885	513085	742252	505108	243097	108
1/2014	ME 3	MI 7	TR	110885	513085	742252	511136	277072	108
1/2014	ME 3	MI 7	TR	110885	513085	742252	521008	11616	12
1/2014	ME 3	MI 7	TR	110885	513085	742252	521098	108641	328
1/2014	ME 3	MI 7	TR	110885	513085	742252	521116	42078	2,379
1/2014	ME 3	MI 7	TR	110885	513085	742252	521622	110850	1,851

**ANR Pipeline Company
 Transportation Services
 Fuel By Route Analysis**

VASCR351

Reporting Year: *January - December 2014*
 Production Period: **01/2014**

<u>Production Period</u>	<u>Receipt Segment</u>	<u>Delivery Segment</u>	<u>Service Class</u>	<u>Svc Req Contract</u>	<u>Receipt Location</u>	<u>Receipt Loc Prop</u>	<u>Delivery Location</u>	<u>Delivery Loc Prop</u>	<u>Fuel Quantity</u>
1/2014	ME 3	MI 7	TR	110885	513085	742252	521636	22992	883
1/2014	ME 3	MI 7	TR	110885	513085	742252	521948	4492	299
1/2014	ME 3	MI 7	TR	110885	513085	742252	521962	139401	82
1/2014	ME 3	MI 7	TR	110885	513085	742252	523025	338685	5
1/2014	ME 3	MI 7	TR	110889	513085	742252	521074	40470	150
1/2014	ME 3	MI 7	TR	110889	513085	742252	521116	42078	163
1/2014	ME 3	MI 7	TR	110889	513085	742252	521138	11680	426
1/2014	ME 3	MI 7	TR	110889	513085	742252	521146	11785	482
1/2014	ME 3	MI 7	TR	110889	513085	742252	521636	22992	15
1/2014	ME 3	MI 7	TR	110889	513085	742252	521670	40468	465
1/2014	ME 3	MI 7	TR	111288	505007	139235	505038	153808	25
1/2014	ME 3	MI 7	TR	113652	513085	742252	510005	246067	533
1/2014	ME 3	MI 7	TR	113877	513085	742252	521074	40470	157
1/2014	ME 3	MI 7	TR	113877	513085	742252	521098	108641	4
1/2014	ME 3	MI 7	TR	113877	513085	742252	521116	42078	30
1/2014	ME 3	MI 7	TR	113877	513085	742252	521118	11578	9
1/2014	ME 3	MI 7	TR	113877	513085	742252	521636	22992	2
1/2014	ME 3	MI 7	TR	113877	513085	742252	521962	139401	78
1/2014	ME 3	MI 7	TR	113878	513085	742252	521116	42078	24
1/2014	ME 3	MI 7	TR	113878	513085	742252	521636	22992	24
1/2014	ME 3	MI 7	TR	113878	513085	742252	521678	140834	18
1/2014	ME 3	MI 7	TR	113878	513085	742252	521962	139401	78
1/2014	ME 3	MI 7	TR	113880	513085	742252	521098	108641	1
1/2014	ME 3	MI 7	TR	113880	513085	742252	521118	11578	54
1/2014	ME 3	MI 7	TR	113880	513085	742252	521636	22992	12
1/2014	ME 3	MI 7	TR	113884	513085	742252	521116	42078	102
1/2014	ME 3	MI 7	TR	113884	513085	742252	521118	11578	9
1/2014	ME 3	MI 7	TR	113884	513085	742252	521142	40477	33
1/2014	ME 3	MI 7	TR	113884	513085	742252	521636	22992	104
1/2014	ME 3	MI 7	TR	113884	513085	742252	521670	40468	78
1/2014	ME 3	MI 7	TR	113884	513085	742252	521962	139401	184
1/2014	ME 3	MI 7	TR	113886	513085	742252	521074	40470	125
1/2014	ME 3	MI 7	TR	113886	513085	742252	521116	42078	15

**ANR Pipeline Company
 Transportation Services
 Fuel By Route Analysis**

VASCR351

Reporting Year: *January - December 2014*
 Production Period: 01/2014

<u>Production Period</u>	<u>Receipt Segment</u>	<u>Delivery Segment</u>	<u>Service Class</u>	<u>Svc Req Contract</u>	<u>Receipt Location</u>	<u>Receipt Loc Prop</u>	<u>Delivery Location</u>	<u>Delivery Loc Prop</u>	<u>Fuel Quantity</u>
1/2014	ME 3	MI 7	TR	113886	513085	742252	521636	22992	10
1/2014	ME 3	MI 7	TR	113904	513085	742252	521074	40470	126
1/2014	ME 3	MI 7	TR	113904	513085	742252	521116	42078	13
1/2014	ME 3	MI 7	TR	113904	513085	742252	521636	22992	10
1/2014	ME 3	MI 7	TR	113915	513085	742252	521074	40470	30
1/2014	ME 3	MI 7	TR	113915	513085	742252	521116	42078	38
1/2014	ME 3	MI 7	TR	113915	513085	742252	521142	40477	105
1/2014	ME 3	MI 7	TR	113915	513085	742252	521622	110850	4
1/2014	ME 3	MI 7	TR	113915	513085	742252	521636	22992	26
1/2014	ME 3	MI 7	TR	113915	513085	742252	521962	139401	62
1/2014	ME 3	MI 7	TR	113919	513085	742252	521098	108641	12
1/2014	ME 3	MI 7	TR	113919	513085	742252	521116	42078	56
1/2014	ME 3	MI 7	TR	113919	513085	742252	521118	11578	56
1/2014	ME 3	MI 7	TR	113919	513085	742252	521636	22992	99
1/2014	ME 3	MI 7	TR	113919	513085	742252	521670	40468	4
1/2014	ME 3	MI 7	TR	113919	513085	742252	521962	139401	8
1/2014	ME 3	MI 7	TR	113922	513085	742252	521098	108641	100
1/2014	ME 3	MI 7	TR	113922	513085	742252	521116	42078	164
1/2014	ME 3	MI 7	TR	113922	513085	742252	521118	11578	92
1/2014	ME 3	MI 7	TR	113922	513085	742252	521622	110850	17
1/2014	ME 3	MI 7	TR	113922	513085	742252	521636	22992	152
1/2014	ME 3	MI 7	TR	113922	513085	742252	521670	40468	132
1/2014	ME 3	MI 7	TR	113922	513085	742252	521962	139401	106
1/2014	ME 3	MI 7	TR	113930	513085	742252	521116	42078	68
1/2014	ME 3	MI 7	TR	113930	513085	742252	521622	110850	6
1/2014	ME 3	MI 7	TR	113930	513085	742252	521636	22992	26
1/2014	ME 3	MI 7	TR	113930	513085	742252	521670	40468	3
1/2014	ME 3	MI 7	TR	113930	513085	742252	521962	139401	124
1/2014	ME 3	MI 7	TR	113933	513085	742252	521098	108641	20
1/2014	ME 3	MI 7	TR	113933	513085	742252	521116	42078	20
1/2014	ME 3	MI 7	TR	113933	513085	742252	521118	11578	6
1/2014	ME 3	MI 7	TR	113933	513085	742252	521142	40477	29
1/2014	ME 3	MI 7	TR	113933	513085	742252	521636	22992	53

ANR Pipeline Company Transportation Services Fuel By Route Analysis

VASCR351

Reporting Year: *January - December 2014*
 Production Period: **01/2014**

<u>Production Period</u>	<u>Receipt Segment</u>	<u>Delivery Segment</u>	<u>Service Class</u>	<u>Svc Req Contract</u>	<u>Receipt Location</u>	<u>Receipt Loc Prop</u>	<u>Delivery Location</u>	<u>Delivery Loc Prop</u>	<u>Fuel Quantity</u>
1/2014	ME 3	MI 7	TR	113933	513085	742252	521670	40468	11
1/2014	ME 3	MI 7	TR	113936	513085	742252	521116	42078	12
1/2014	ME 3	MI 7	TR	113936	513085	742252	521118	11578	12
1/2014	ME 3	MI 7	TR	113936	513085	742252	521636	22992	28
1/2014	ME 3	MI 7	TR	113936	513085	742252	521670	40468	4
1/2014	ME 3	MI 7	TR	113936	513085	742252	521962	139401	91
1/2014	ME 3	MI 7	TR	113937	513085	742252	521074	40470	243
1/2014	ME 3	MI 7	TR	113937	513085	742252	521116	42078	20
1/2014	ME 3	MI 7	TR	113937	513085	742252	521118	11578	6
1/2014	ME 3	MI 7	TR	113937	513085	742252	521636	22992	8
1/2014	ME 3	MI 7	TR	113944	513085	742252	521074	40470	79
1/2014	ME 3	MI 7	TR	113944	513085	742252	521116	42078	23
1/2014	ME 3	MI 7	TR	113944	513085	742252	521118	11578	18
1/2014	ME 3	MI 7	TR	113944	513085	742252	521142	40477	26
1/2014	ME 3	MI 7	TR	113944	513085	742252	521636	22992	23
1/2014	ME 3	MI 7	TR	113944	513085	742252	521670	40468	27
1/2014	ME 3	MI 7	TR	113945	513085	742252	521098	108641	9
1/2014	ME 3	MI 7	TR	113945	513085	742252	521116	42078	30
1/2014	ME 3	MI 7	TR	113945	513085	742252	521118	11578	69
1/2014	ME 3	MI 7	TR	113945	513085	742252	521142	40477	9
1/2014	ME 3	MI 7	TR	113945	513085	742252	521636	22992	63
1/2014	ME 3	MI 7	TR	113945	513085	742252	521670	40468	35
1/2014	ME 3	MI 7	TR	113945	513085	742252	521962	139401	40
1/2014	ME 3	MI 7	TR	113976	513085	742252	521098	108641	30
1/2014	ME 3	MI 7	TR	113976	513085	742252	521116	42078	16
1/2014	ME 3	MI 7	TR	113976	513085	742252	521118	11578	6
1/2014	ME 3	MI 7	TR	113976	513085	742252	521142	40477	63
1/2014	ME 3	MI 7	TR	113976	513085	742252	521636	22992	30
1/2014	ME 3	MI 7	TR	113976	513085	742252	521670	40468	12
1/2014	ME 3	MI 7	TR	113987	513085	742252	521074	40470	25
1/2014	ME 3	MI 7	TR	113987	513085	742252	521098	108641	30
1/2014	ME 3	MI 7	TR	113987	513085	742252	521116	42078	49
1/2014	ME 3	MI 7	TR	113987	513085	742252	521118	11578	60

ANR Pipeline Company Transportation Services Fuel By Route Analysis

VASCR351

Reporting Year: *January - December 2014*
 Production Period: 01/2014

<u>Production Period</u>	<u>Receipt Segment</u>	<u>Delivery Segment</u>	<u>Service Class</u>	<u>Svc Req Contract</u>	<u>Receipt Location</u>	<u>Receipt Loc Prop</u>	<u>Delivery Location</u>	<u>Delivery Loc Prop</u>	<u>Fuel Quantity</u>
1/2014	ME 3	MI 7	TR	113987	513085	742252	521144	11580	162
1/2014	ME 3	MI 7	TR	113987	513085	742252	521146	11785	162
1/2014	ME 3	MI 7	TR	113987	513085	742252	521156	11572	99
1/2014	ME 3	MI 7	TR	113987	513085	742252	521622	110850	1
1/2014	ME 3	MI 7	TR	113987	513085	742252	521636	22992	16
1/2014	ME 3	MI 7	TR	113987	513085	742252	521670	40468	45
1/2014	ME 3	MI 7	TR	113987	513085	742252	521962	139401	104
1/2014	ME 3	MI 7	TR	114746	513085	742252	505038	153808	296
1/2014	ME 3	MI 7	TR	115064	513085	742252	521622	110850	8
1/2014	ME 3	MI 7	TR	115963	513085	742252	521116	42078	44
1/2014	ME 3	MI 7	TR	115963	513085	742252	521622	110850	112
1/2014	ME 3	MI 7	TR	118088	510008	38224	505038	153808	301
1/2014	ME 3	MI 7	TR	118088	513085	742252	521116	42078	87
1/2014	ME 3	MI 7	TR	118088	513085	742252	521636	22992	64
1/2014	ME 3	MI 7	TR	118088	513085	742252	523059	703495	71
1/2014	ME 3	MI 7	TR	118148	513085	742252	521116	42078	55
1/2014	ME 3	MI 7	TR	118148	513085	742252	521622	110850	104
1/2014	ME 3	MI 7	TR	118903	513085	742252	521116	42078	4,392
1/2014	ME 3	MI 7	TR	120095	513085	742252	521116	42078	429
1/2014	ME 3	MI 7	TR	120802	513085	742252	505038	153808	94
1/2014	ME 3	MI 7	TR	120802	513085	742252	511136	277072	56
1/2014	ME 3	MI 7	TR	120802	513085	742252	521116	42078	14
1/2014	ME 3	MI 7	TR	120802	513085	742252	521636	22992	19
1/2014	ME 3	MI 7	TR	120953	510038	48639	505038	153808	91
1/2014	ME 3	MI 7	TR	120953	510038	48639	521932	138744	18
1/2014	ME 3	MI 7	TR	121086	510008	38224	521932	138744	42
1/2014	ME 3	MI 7	TR	122694	513085	742252	521016	4196	1,511
1/2014	ME 3	MI 7	TR	122694	513085	742252	521116	42078	3,722
1/2014	ME 3	MI 7	TR	122837	513085	742252	521030	282436	473
1/2014	ME 3	MI 7	TR	123137	505012	139240	505038	153808	185
1/2014	ME 3	MI 7	TR	123288	513085	742252	521622	110850	143
1/2014	ME 3	MI 7	TR	123291	513085	742252	521622	110850	1,361
1/2014	ME 3	MI 7	TR	123294	513085	742252	521622	110850	570

**ANR Pipeline Company
 Transportation Services
 Fuel By Route Analysis**

VASCR351

Reporting Year: *January - December 2014*
 Production Period: **01/2014**

<u>Production Period</u>	<u>Receipt Segment</u>	<u>Delivery Segment</u>	<u>Service Class</u>	<u>Svc Req Contract</u>	<u>Receipt Location</u>	<u>Receipt Loc Prop</u>	<u>Delivery Location</u>	<u>Delivery Loc Prop</u>	<u>Fuel Quantity</u>
1/2014	ME 3	MI 7	TR	123597	510008	38224	521948	4492	27
1/2014	ME 3	MI 7	TR	123776	510038	48639	521622	110850	70
1/2014	ME 3	MI 7	TR	123776	513085	742252	505038	153808	26
1/2014	ME 3	MI 7	TR	123776	513085	742252	521116	42078	32
1/2014	ME 3	MI 7	TR	123776	513085	742252	521622	110850	36
1/2014	ME 3	MI 7	TR	123776	513125	1387755	505038	153808	16
1/2014	ME 3	MI 7	TR	123776	513125	1387755	521116	42078	309
1/2014	ME 3	MI 7	TR	123776	513125	1387755	521604	150409	25
1/2014	ME 3	MI 7	TR	123777	513085	742252	521116	42078	444
1/2014	ME 3	MI 7	TR	123777	513125	1387755	505038	153808	1,703
1/2014	ME 3	MI 7	TR	123777	513125	1387755	521116	42078	744
1/2014	ME 3	MI 7	TR	123777	513125	1387755	521604	150409	31
1/2014	ME 3	MI 7	TR	123777	513125	1387755	521622	110850	224
1/2014	ME 3	MI 7	TR	123817	513085	742252	521622	110850	3,338
1/2014	ME 3	MI 7	TR	123829	513085	742252	521008	11616	185
1/2014	ME 3	MI 7	TR	123829	513085	742252	521098	108641	27
1/2014	ME 3	MI 7	TR	123829	513085	742252	521118	11578	116
1/2014	ME 3	MI 7	TR	123829	513085	742252	521138	11680	5
1/2014	ME 3	MI 7	TR	123829	513085	742252	521144	11580	2
1/2014	ME 3	MI 7	TR	123829	513085	742252	521152	11589	4
1/2014	ME 3	MI 7	TR	123829	513085	742252	521670	40468	5
1/2014	ME 3	MI 7	TR	123829	513085	742252	521932	138744	204
1/2014	ME 3	MI 7	TR	123829	513085	742252	521948	4492	2
1/2014	ME 3	MI 7	TR	123829	513085	742252	521962	139401	4
1/2014	ME 3	MI 7	TR	123830	513085	742252	505038	153808	275
1/2014	ME 3	MI 7	TR	123830	513085	742252	505108	243097	2,209
1/2014	ME 3	MI 7	TR	123830	513085	742252	521008	11616	118
1/2014	ME 3	MI 7	TR	123830	513085	742252	521116	42078	94
1/2014	ME 3	MI 7	TR	123831	513085	742252	521008	11616	224
1/2014	ME 3	MI 7	TR	123831	513085	742252	521014	153852	224
1/2014	ME 3	MI 7	TR	123831	513085	742252	521116	42078	400
1/2014	ME 3	MI 7	TR	123831	513085	742252	521604	150409	487
1/2014	ME 3	MI 7	TR	123831	513085	742252	521636	22992	457

ANR Pipeline Company Transportation Services Fuel By Route Analysis

VASCR351

Reporting Year: *January - December 2014*
 Production Period: **01/2014**

<u>Production Period</u>	<u>Receipt Segment</u>	<u>Delivery Segment</u>	<u>Service Class</u>	<u>Svc Req Contract</u>	<u>Receipt Location</u>	<u>Receipt Loc Prop</u>	<u>Delivery Location</u>	<u>Delivery Loc Prop</u>	<u>Fuel Quantity</u>
1/2014	ME 3	MI 7	TR	123831	513085	742252	521962	139401	20
1/2014	ME 3	MI 7	TR	123831	513125	1387755	521116	42078	3
1/2014	ME 3	MI 7	TR	123832	513085	742252	521008	11616	51
1/2014	ME 3	MI 7	TR	123832	513085	742252	521074	40470	2
1/2014	ME 3	MI 7	TR	123832	513085	742252	521116	42078	1,538
1/2014	ME 3	MI 7	TR	123832	513085	742252	521932	138744	10
1/2014	ME 3	MI 7	TR	123837	513085	742252	521116	42078	1,554
1/2014	ME 3	MI 7	TR	123838	513085	742252	521622	110850	282
1/2014	ME 3	MI 7	TR	123867	513085	742252	521116	42078	41
1/2014	ME 3	MI 7	TR	123889	513085	742252	521116	42078	112
1/2014	ME 3	MI 7	TR	123889	513085	742252	521636	22992	224
1/2014	ME 3	MI 7	TS	120642	521528	4351	505038	153808	91
	Segment								47,125
1/2014	ME 3	WI 7	TR	113399	510038	48639	521250	28841	336
	Segment								336
1/2014	MI 7	ME 3	TR	1700	505038	153808	505008	139236	249
1/2014	MI 7	ME 3	TR	15400	505038	153808	505032	139374	58
1/2014	MI 7	ME 3	TR	15400	505038	153808	521534	138745	293
1/2014	MI 7	ME 3	TR	109718	505038	153808	520005	15672	4,689
1/2014	MI 7	ME 3	TR	109920	511162	153853	520005	15672	29
1/2014	MI 7	ME 3	TR	109956	511136	277072	521638	153767	217
1/2014	MI 7	ME 3	TR	110885	505038	153808	520005	15672	66
1/2014	MI 7	ME 3	TR	110885	505038	153808	521620	16118	30
1/2014	MI 7	ME 3	TR	110885	505038	153808	521626	40184	4
1/2014	MI 7	ME 3	TR	111116	505038	153808	505238	174721	18
1/2014	MI 7	ME 3	TR	111116	505038	153808	520005	15672	20
1/2014	MI 7	ME 3	TR	111116	505038	153808	520015	108796	8
1/2014	MI 7	ME 3	TR	111116	505038	153808	520027	295956	6
1/2014	MI 7	ME 3	TR	111116	505038	153808	521010	40186	18
1/2014	MI 7	ME 3	TR	111116	505038	153808	521552	16265	2
1/2014	MI 7	ME 3	TR	111116	505038	153808	521620	16118	20
1/2014	MI 7	ME 3	TR	111116	505038	153808	521626	40184	31

ANR Pipeline Company Transportation Services Fuel By Route Analysis

VASCR351

 Reporting Year: *January - December 2014*
 Production Period: 01/2014

<u>Production Period</u>	<u>Receipt Segment</u>	<u>Delivery Segment</u>	<u>Service Class</u>	<u>Svc Req Contract</u>	<u>Receipt Location</u>	<u>Receipt Loc Prop</u>	<u>Delivery Location</u>	<u>Delivery Loc Prop</u>	<u>Fuel Quantity</u>
1/2014	MI 7	ME 3	TR	111288	505038	153808	505007	139235	129
1/2014	MI 7	ME 3	TR	111415	505038	153808	521626	40184	337
1/2014	MI 7	ME 3	TR	111481	505038	153808	520018	22986	3
1/2014	MI 7	ME 3	TR	111481	505038	153808	520027	295956	17
1/2014	MI 7	ME 3	TR	111481	505038	153808	521010	40186	35
1/2014	MI 7	ME 3	TR	111481	505038	153808	521528	4351	1
1/2014	MI 7	ME 3	TR	111481	505038	153808	521620	16118	2
1/2014	MI 7	ME 3	TR	111481	505038	153808	521626	40184	208
1/2014	MI 7	ME 3	TR	111481	511136	277072	521010	40186	38
1/2014	MI 7	ME 3	TR	111481	511136	277072	521626	40184	64
1/2014	MI 7	ME 3	TR	111928	510005	246067	521620	16118	2
1/2014	MI 7	ME 3	TR	111928	511158	48644	521552	16265	1
1/2014	MI 7	ME 3	TR	111928	511158	48644	521620	16118	5
1/2014	MI 7	ME 3	TR	111928	513022	338686	521620	16118	1
1/2014	MI 7	ME 3	TR	112835	505038	153808	505238	174721	100
1/2014	MI 7	ME 3	TR	112835	505038	153808	520015	108796	3
1/2014	MI 7	ME 3	TR	112835	505038	153808	520018	22986	14
1/2014	MI 7	ME 3	TR	112835	505038	153808	520027	295956	13
1/2014	MI 7	ME 3	TR	112835	505038	153808	521010	40186	386
1/2014	MI 7	ME 3	TR	112835	505038	153808	521092	4475	11
1/2014	MI 7	ME 3	TR	112835	505038	153808	521528	4351	8
1/2014	MI 7	ME 3	TR	112835	505038	153808	521534	138745	6
1/2014	MI 7	ME 3	TR	112835	505038	153808	521540	4223	21
1/2014	MI 7	ME 3	TR	112835	505038	153808	521552	16265	17
1/2014	MI 7	ME 3	TR	112835	505038	153808	521620	16118	26
1/2014	MI 7	ME 3	TR	112835	505038	153808	521626	40184	215
1/2014	MI 7	ME 3	TR	112835	511136	277072	505238	174721	91
1/2014	MI 7	ME 3	TR	112835	511136	277072	520018	22986	10
1/2014	MI 7	ME 3	TR	112835	511136	277072	520027	295956	5
1/2014	MI 7	ME 3	TR	112835	511136	277072	521010	40186	115
1/2014	MI 7	ME 3	TR	112835	511136	277072	521092	4475	23
1/2014	MI 7	ME 3	TR	112835	511136	277072	521528	4351	1
1/2014	MI 7	ME 3	TR	112835	511136	277072	521534	138745	5

**ANR Pipeline Company
 Transportation Services
 Fuel By Route Analysis**
VASCR351

 Reporting Year: *January - December 2014*
 Production Period: **01/2014**

<u>Production Period</u>	<u>Receipt Segment</u>	<u>Delivery Segment</u>	<u>Service Class</u>	<u>Svc Req Contract</u>	<u>Receipt Location</u>	<u>Receipt Loc Prop</u>	<u>Delivery Location</u>	<u>Delivery Loc Prop</u>	<u>Fuel Quantity</u>
1/2014	MI 7	ME 3	TR	112835	511136	277072	521540	4223	12
1/2014	MI 7	ME 3	TR	112835	511136	277072	521552	16265	4
1/2014	MI 7	ME 3	TR	112835	511136	277072	521620	16118	32
1/2014	MI 7	ME 3	TR	112835	511136	277072	521626	40184	150
1/2014	MI 7	ME 3	TR	113120	505038	153808	520005	15672	16
1/2014	MI 7	ME 3	TR	113120	505038	153808	521010	40186	386
1/2014	MI 7	ME 3	TR	113120	505038	153808	521620	16118	4
1/2014	MI 7	ME 3	TR	113120	505038	153808	521626	40184	1,264
1/2014	MI 7	ME 3	TR	113120	511136	277072	521010	40186	30
1/2014	MI 7	ME 3	TR	113120	511136	277072	521626	40184	63
1/2014	MI 7	ME 3	TR	113181	505038	153808	521620	16118	24
1/2014	MI 7	ME 3	TR	113536	505038	153808	520005	15672	57
1/2014	MI 7	ME 3	TR	113536	505038	153808	520018	22986	1
1/2014	MI 7	ME 3	TR	113536	505038	153808	520026	38843	24
1/2014	MI 7	ME 3	TR	113536	505038	153808	521010	40186	3
1/2014	MI 7	ME 3	TR	113536	505038	153808	521572	40455	2
1/2014	MI 7	ME 3	TR	113536	505038	153808	521626	40184	3
1/2014	MI 7	ME 3	TR	113536	511136	277072	520005	15672	11
1/2014	MI 7	ME 3	TR	113543	505038	153808	523038	398767	61
1/2014	MI 7	ME 3	TR	114746	505038	153808	521626	40184	9
1/2014	MI 7	ME 3	TR	115275	505038	153808	520015	108796	14
1/2014	MI 7	ME 3	TR	116554	505038	153808	520026	38843	61
1/2014	MI 7	ME 3	TR	118088	505108	243097	521620	16118	16
1/2014	MI 7	ME 3	TR	118148	513022	338686	520005	15672	21
1/2014	MI 7	ME 3	TR	119817	513022	338686	521620	16118	6
1/2014	MI 7	ME 3	TR	119990	505038	153808	521626	40184	31
1/2014	MI 7	ME 3	TR	120802	505038	153808	520005	15672	23
1/2014	MI 7	ME 3	TR	120802	505038	153808	521620	16118	18
1/2014	MI 7	ME 3	TR	120802	505038	153808	521626	40184	35
1/2014	MI 7	ME 3	TR	120802	505038	153808	523006	314730	36
1/2014	MI 7	ME 3	TR	120953	505038	153808	520026	38843	26
1/2014	MI 7	ME 3	TR	120953	505038	153808	521552	16265	9
1/2014	MI 7	ME 3	TR	120953	505038	153808	521620	16118	165

**ANR Pipeline Company
 Transportation Services
 Fuel By Route Analysis**
VASCR351

 Reporting Year: *January - December 2014*
 Production Period: 01/2014

<u>Production Period</u>	<u>Receipt Segment</u>	<u>Delivery Segment</u>	<u>Service Class</u>	<u>Svc Req Contract</u>	<u>Receipt Location</u>	<u>Receipt Loc Prop</u>	<u>Delivery Location</u>	<u>Delivery Loc Prop</u>	<u>Fuel Quantity</u>
1/2014	MI 7	ME 3	TR	120977	505108	243097	520005	15672	73
1/2014	MI 7	ME 3	TR	120977	505108	243097	521620	16118	33
1/2014	MI 7	ME 3	TR	122029	505038	153808	521010	40186	309
1/2014	MI 7	ME 3	TR	122029	505038	153808	521626	40184	257
1/2014	MI 7	ME 3	TR	122029	511136	277072	521010	40186	551
1/2014	MI 7	ME 3	TR	122029	511136	277072	521626	40184	30
1/2014	MI 7	ME 3	TR	122174	511158	48644	520005	15672	62
1/2014	MI 7	ME 3	TR	122174	511158	48644	521010	40186	21
1/2014	MI 7	ME 3	TR	122268	505038	153808	520026	38843	3
1/2014	MI 7	ME 3	TR	122977	505038	153808	520005	15672	5
1/2014	MI 7	ME 3	TR	123135	505038	153808	521530	4274	4
1/2014	MI 7	ME 3	TR	123137	505038	153808	505012	139240	3,762
1/2014	MI 7	ME 3	TR	123137	505038	153808	520027	295956	84
1/2014	MI 7	ME 3	TR	123137	505038	153808	521530	4274	13
1/2014	MI 7	ME 3	TR	123269	510005	246067	521638	153767	13
1/2014	MI 7	ME 3	TR	123272	505038	153808	520026	38843	4
1/2014	MI 7	ME 3	TR	123288	505038	153808	520026	38843	14
1/2014	MI 7	ME 3	TR	123288	505038	153808	520027	295956	4
1/2014	MI 7	ME 3	TR	123288	505038	153808	521620	16118	721
1/2014	MI 7	ME 3	TR	123288	510029	2610	521620	16118	14
1/2014	MI 7	ME 3	TR	123288	511128	139396	521620	16118	165
1/2014	MI 7	ME 3	TR	123291	505038	153808	520005	15672	23
1/2014	MI 7	ME 3	TR	123291	505038	153808	520026	38843	22
1/2014	MI 7	ME 3	TR	123291	505038	153808	520027	295956	31
1/2014	MI 7	ME 3	TR	123291	505038	153808	521620	16118	319
1/2014	MI 7	ME 3	TR	123291	511128	139396	520005	15672	6
1/2014	MI 7	ME 3	TR	123291	511128	139396	521620	16118	198
1/2014	MI 7	ME 3	TR	123294	505038	153808	520026	38843	6
1/2014	MI 7	ME 3	TR	123294	505038	153808	520027	295956	74
1/2014	MI 7	ME 3	TR	123294	505038	153808	521620	16118	88
1/2014	MI 7	ME 3	TR	123294	511128	139396	521620	16118	57
1/2014	MI 7	ME 3	TR	123324	505038	153808	521626	40184	4
1/2014	MI 7	ME 3	TR	123325	505038	153808	521626	40184	14

ANR Pipeline Company Transportation Services Fuel By Route Analysis

VASCR351

Reporting Year: *January - December 2014*
 Production Period: 01/2014

<u>Production Period</u>	<u>Receipt Segment</u>	<u>Delivery Segment</u>	<u>Service Class</u>	<u>Svc Req Contract</u>	<u>Receipt Location</u>	<u>Receipt Loc Prop</u>	<u>Delivery Location</u>	<u>Delivery Loc Prop</u>	<u>Fuel Quantity</u>
1/2014	MI 7	ME 3	TR	123336	505038	153808	521626	40184	31
1/2014	MI 7	ME 3	TR	123353	505038	153808	521626	40184	62
1/2014	MI 7	ME 3	TR	123407	505038	153808	521626	40184	16
1/2014	MI 7	ME 3	TR	123417	505038	153808	521626	40184	8
1/2014	MI 7	ME 3	TR	123418	505038	153808	521626	40184	15
1/2014	MI 7	ME 3	TR	123489	505038	153808	521626	40184	36
1/2014	MI 7	ME 3	TR	123490	505038	153808	521626	40184	8
1/2014	MI 7	ME 3	TR	123544	505038	153808	520027	295956	7
1/2014	MI 7	ME 3	TR	123544	505038	153808	521626	40184	1
1/2014	MI 7	ME 3	TR	123643	505038	153808	521638	153767	45
1/2014	MI 7	ME 3	TR	123715	505108	243097	521620	16118	1
1/2014	MI 7	ME 3	TR	123739	505038	153808	523006	314730	96
1/2014	MI 7	ME 3	TR	123759	505038	153808	505238	174721	10
1/2014	MI 7	ME 3	TR	123776	505038	153808	520027	295956	27
1/2014	MI 7	ME 3	TR	123776	511136	277072	520015	108796	4
1/2014	MI 7	ME 3	TR	123776	511136	277072	520027	295956	33
1/2014	MI 7	ME 3	TR	123776	511158	48644	520027	295956	19
1/2014	MI 7	ME 3	TR	123776	513022	338686	520015	108796	40
1/2014	MI 7	ME 3	TR	123776	513022	338686	520023	28447	9
1/2014	MI 7	ME 3	TR	123776	513022	338686	520027	295956	41
1/2014	MI 7	ME 3	TR	123776	513024	360885	520027	295956	7
1/2014	MI 7	ME 3	TR	123777	505038	153808	520018	22986	3
1/2014	MI 7	ME 3	TR	123777	511158	48644	520005	15672	16
1/2014	MI 7	ME 3	TR	123777	511158	48644	520018	22986	1
1/2014	MI 7	ME 3	TR	123777	513024	360885	520014	261713	50
1/2014	MI 7	ME 3	TR	123777	513024	360885	520015	108796	4
1/2014	MI 7	ME 3	TR	123777	513024	360885	520026	38843	27
1/2014	MI 7	ME 3	TR	123838	505038	153808	520005	15672	31
1/2014	MI 7	ME 3	TR	123838	505038	153808	521620	16118	159
1/2014	MI 7	ME 3	TR	123838	510029	2610	521620	16118	31
1/2014	MI 7	ME 3	TR	123891	505038	153808	520005	15672	2
1/2014	MI 7	ME 3	TR	123895	511136	277072	520005	15672	65
1/2014	MI 7	ME 3	TR	123895	511136	277072	520027	295956	1

**ANR Pipeline Company
 Transportation Services
 Fuel By Route Analysis**

VASCR351

Reporting Year: *January - December 2014*
 Production Period: **01/2014**

<u>Production Period</u>	<u>Receipt Segment</u>	<u>Delivery Segment</u>	<u>Service Class</u>	<u>Svc Req Contract</u>	<u>Receipt Location</u>	<u>Receipt Loc Prop</u>	<u>Delivery Location</u>	<u>Delivery Loc Prop</u>	<u>Fuel Quantity</u>
1/2014	MI 7	ME 3	TR	123895	511136	277072	521552	16265	5
1/2014	MI 7	ME 3	TR	123895	511136	277072	521620	16118	17
1/2014	MI 7	ME 3	TR	123895	511136	277072	521626	40184	9
1/2014	MI 7	ME 3	TS	109138	505038	153808	505011	139239	179
1/2014	MI 7	ME 3	TS	109145	505038	153808	521560	4481	14
1/2014	MI 7	ME 3	TS	109157	505038	153808	505010	139238	18
1/2014	MI 7	ME 3	TS	109190	505038	153808	505009	139237	99
1/2014	MI 7	ME 3	TS	120642	505038	153808	521528	4351	15
		Segment							18,534
1/2014	MI 7	MI 7	TR	750	505038	153808	521116	42078	10
1/2014	MI 7	MI 7	TR	1800	505108	243097	505038	153808	30
1/2014	MI 7	MI 7	TR	104405	505038	153808	521008	11616	469
1/2014	MI 7	MI 7	TR	107877	513022	338686	505038	153808	86
1/2014	MI 7	MI 7	TR	107896	510005	246067	505038	153808	68
1/2014	MI 7	MI 7	TR	107897	511136	277072	505038	153808	38
1/2014	MI 7	MI 7	TR	107897	513022	338686	505038	153808	67
1/2014	MI 7	MI 7	TR	107898	505038	153808	521008	11616	360
1/2014	MI 7	MI 7	TR	108179	505108	243097	505038	153808	180
1/2014	MI 7	MI 7	TR	108283	505038	153808	521008	11616	1
1/2014	MI 7	MI 7	TR	108283	505038	153808	521116	42078	17
1/2014	MI 7	MI 7	TR	108283	505038	153808	521622	110850	18
1/2014	MI 7	MI 7	TR	108283	505038	153808	521636	22992	22
1/2014	MI 7	MI 7	TR	108283	505038	153808	521932	138744	15
1/2014	MI 7	MI 7	TR	108283	510005	246067	521116	42078	22
1/2014	MI 7	MI 7	TR	108283	511158	48644	505038	153808	22
1/2014	MI 7	MI 7	TR	108288	505038	153808	521622	110850	2
1/2014	MI 7	MI 7	TR	108288	510005	246067	521116	42078	5
1/2014	MI 7	MI 7	TR	108288	511158	48644	505038	153808	5
1/2014	MI 7	MI 7	TR	109014	505038	153808	505131	295958	859
1/2014	MI 7	MI 7	TR	109014	505038	153808	521016	4196	483
1/2014	MI 7	MI 7	TR	109014	505038	153808	523059	703495	2,916
1/2014	MI 7	MI 7	TR	109014	505131	295958	505038	153808	309
1/2014	MI 7	MI 7	TR	109014	510005	246067	505038	153808	83

ANR Pipeline Company Transportation Services Fuel By Route Analysis

VASCR351

 Reporting Year: *January - December 2014*
 Production Period: 01/2014

<u>Production Period</u>	<u>Receipt Segment</u>	<u>Delivery Segment</u>	<u>Service Class</u>	<u>Svc Req Contract</u>	<u>Receipt Location</u>	<u>Receipt Loc Prop</u>	<u>Delivery Location</u>	<u>Delivery Loc Prop</u>	<u>Fuel Quantity</u>
1/2014	MI 7	MI 7	TR	109023	505038	153808	523059	703495	340
1/2014	MI 7	MI 7	TR	109024	510005	246067	505038	153808	72
1/2014	MI 7	MI 7	TR	109183	505038	153808	521098	108641	3
1/2014	MI 7	MI 7	TR	109183	505038	153808	521622	110850	7
1/2014	MI 7	MI 7	TR	109183	505038	153808	521636	22992	7
1/2014	MI 7	MI 7	TR	109183	510005	246067	521116	42078	7
1/2014	MI 7	MI 7	TR	109183	511158	48644	521098	108641	3
1/2014	MI 7	MI 7	TR	109511	505222	140358	505415	384818	72
1/2014	MI 7	MI 7	TR	109595	505038	153808	505019	139251	146
1/2014	MI 7	MI 7	TR	109893	510005	246067	521116	42078	1
1/2014	MI 7	MI 7	TR	109920	511162	153853	505019	139251	253
1/2014	MI 7	MI 7	TR	109920	511162	153853	521116	42078	93
1/2014	MI 7	MI 7	TR	109920	511162	153853	521604	150409	353
1/2014	MI 7	MI 7	TR	109920	511162	153853	521622	110850	573
1/2014	MI 7	MI 7	TR	109920	511162	153853	521636	22992	35
1/2014	MI 7	MI 7	TR	109974	505108	243097	505038	153808	72
1/2014	MI 7	MI 7	TR	109974	511136	277072	505038	153808	68
1/2014	MI 7	MI 7	TR	110019	505038	153808	505018	139250	1,816
1/2014	MI 7	MI 7	TR	110019	505038	153808	521636	22992	63
1/2014	MI 7	MI 7	TR	110020	505038	153808	505031	139371	27
1/2014	MI 7	MI 7	TR	110022	505038	153808	505034	139384	224
1/2014	MI 7	MI 7	TR	110022	505038	153808	521636	22992	39
1/2014	MI 7	MI 7	TR	110285	505038	153808	521948	4492	382
1/2014	MI 7	MI 7	TR	110407	505038	153808	521636	22992	3
1/2014	MI 7	MI 7	TR	110407	510005	246067	521116	42078	3
1/2014	MI 7	MI 7	TR	110884	505038	153808	521690	40892	19
1/2014	MI 7	MI 7	TR	110884	505108	243097	521008	11616	57
1/2014	MI 7	MI 7	TR	110884	511158	48644	505108	243097	658
1/2014	MI 7	MI 7	TR	110884	511158	48644	521690	40892	1,334
1/2014	MI 7	MI 7	TR	110885	505038	153808	505108	243097	387
1/2014	MI 7	MI 7	TR	110885	505038	153808	511136	277072	86
1/2014	MI 7	MI 7	TR	110885	505038	153808	521008	11616	512
1/2014	MI 7	MI 7	TR	110885	505038	153808	521098	108641	51

**ANR Pipeline Company
 Transportation Services
 Fuel By Route Analysis**

VASCR351

Reporting Year: *January - December 2014*
 Production Period: 01/2014

<u>Production Period</u>	<u>Receipt Segment</u>	<u>Delivery Segment</u>	<u>Service Class</u>	<u>Svc Req Contract</u>	<u>Receipt Location</u>	<u>Receipt Loc Prop</u>	<u>Delivery Location</u>	<u>Delivery Loc Prop</u>	<u>Fuel Quantity</u>
1/2014	MI 7	MI 7	TR	110885	505038	153808	521116	42078	15
1/2014	MI 7	MI 7	TR	110885	505038	153808	521118	11578	36
1/2014	MI 7	MI 7	TR	110885	505038	153808	521124	11562	8
1/2014	MI 7	MI 7	TR	110885	505038	153808	521142	40477	18
1/2014	MI 7	MI 7	TR	110885	505038	153808	521622	110850	731
1/2014	MI 7	MI 7	TR	110885	505038	153808	521636	22992	271
1/2014	MI 7	MI 7	TR	110885	505038	153808	521670	40468	36
1/2014	MI 7	MI 7	TR	110885	505038	153808	521690	40892	149
1/2014	MI 7	MI 7	TR	110885	511136	277072	505038	153808	479
1/2014	MI 7	MI 7	TR	110885	511136	277072	521098	108641	7
1/2014	MI 7	MI 7	TR	110885	511136	277072	521124	11562	4
1/2014	MI 7	MI 7	TR	110885	511136	277072	521138	11680	2
1/2014	MI 7	MI 7	TR	110885	511136	277072	521622	110850	57
1/2014	MI 7	MI 7	TR	110885	511136	277072	521962	139401	2
1/2014	MI 7	MI 7	TR	110885	511158	48644	521622	110850	47
1/2014	MI 7	MI 7	TR	110889	505038	153808	521122	11751	84
1/2014	MI 7	MI 7	TR	110889	505038	153808	521124	11562	26
1/2014	MI 7	MI 7	TR	110889	505038	153808	521142	40477	185
1/2014	MI 7	MI 7	TR	110889	505038	153808	521162	11748	14
1/2014	MI 7	MI 7	TR	110889	505038	153808	521690	40892	29
1/2014	MI 7	MI 7	TR	110889	505038	153808	523052	467243	153
1/2014	MI 7	MI 7	TR	110889	505108	243097	521118	11578	1
1/2014	MI 7	MI 7	TR	110889	505108	243097	521124	11562	1
1/2014	MI 7	MI 7	TR	110889	505108	243097	521144	11580	42
1/2014	MI 7	MI 7	TR	110889	510005	246067	521144	11580	5
1/2014	MI 7	MI 7	TR	110956	505038	153808	521008	11616	1,119
1/2014	MI 7	MI 7	TR	110956	505038	153808	521098	108641	775
1/2014	MI 7	MI 7	TR	110956	505038	153808	521116	42078	208
1/2014	MI 7	MI 7	TR	110956	505038	153808	521118	11578	130
1/2014	MI 7	MI 7	TR	110956	505038	153808	521138	11680	6
1/2014	MI 7	MI 7	TR	110956	505038	153808	521156	11572	16
1/2014	MI 7	MI 7	TR	110956	505038	153808	521158	11581	14
1/2014	MI 7	MI 7	TR	110956	505038	153808	521160	11590	8

ANR Pipeline Company Transportation Services Fuel By Route Analysis

VASCR351

Reporting Year: *January - December 2014*
 Production Period: **01/2014**

<u>Production Period</u>	<u>Receipt Segment</u>	<u>Delivery Segment</u>	<u>Service Class</u>	<u>Svc Req Contract</u>	<u>Receipt Location</u>	<u>Receipt Loc Prop</u>	<u>Delivery Location</u>	<u>Delivery Loc Prop</u>	<u>Fuel Quantity</u>
1/2014	MI 7	MI 7	TR	110956	505038	153808	521622	110850	23
1/2014	MI 7	MI 7	TR	110956	505038	153808	521636	22992	15
1/2014	MI 7	MI 7	TR	110956	505038	153808	521670	40468	56
1/2014	MI 7	MI 7	TR	110956	505038	153808	521948	4492	7
1/2014	MI 7	MI 7	TR	110956	511136	277072	521098	108641	72
1/2014	MI 7	MI 7	TR	110956	511136	277072	521116	42078	133
1/2014	MI 7	MI 7	TR	110956	511136	277072	521118	11578	94
1/2014	MI 7	MI 7	TR	110956	511136	277072	521636	22992	45
1/2014	MI 7	MI 7	TR	110956	511158	48644	505038	153808	94
1/2014	MI 7	MI 7	TR	111061	510005	246067	521116	42078	7
1/2014	MI 7	MI 7	TR	111113	505038	153808	521008	11616	3
1/2014	MI 7	MI 7	TR	111113	505038	153808	521116	42078	141
1/2014	MI 7	MI 7	TR	111113	505038	153808	521118	11578	6
1/2014	MI 7	MI 7	TR	111113	505038	153808	521138	11680	4
1/2014	MI 7	MI 7	TR	111113	505038	153808	521142	40477	4
1/2014	MI 7	MI 7	TR	111113	505038	153808	521156	11572	4
1/2014	MI 7	MI 7	TR	111113	505038	153808	521158	11581	200
1/2014	MI 7	MI 7	TR	111113	505038	153808	521160	11590	71
1/2014	MI 7	MI 7	TR	111113	505038	153808	521622	110850	25
1/2014	MI 7	MI 7	TR	111113	505038	153808	521670	40468	142
1/2014	MI 7	MI 7	TR	111113	505038	153808	521932	138744	125
1/2014	MI 7	MI 7	TR	111113	505038	153808	521948	4492	14
1/2014	MI 7	MI 7	TR	111116	505038	153808	521098	108641	4
1/2014	MI 7	MI 7	TR	111116	505038	153808	521116	42078	17
1/2014	MI 7	MI 7	TR	111116	505038	153808	521118	11578	18
1/2014	MI 7	MI 7	TR	111116	505038	153808	521138	11680	4
1/2014	MI 7	MI 7	TR	111116	505038	153808	521156	11572	3
1/2014	MI 7	MI 7	TR	111116	505038	153808	521622	110850	31
1/2014	MI 7	MI 7	TR	111116	505038	153808	521636	22992	23
1/2014	MI 7	MI 7	TR	111116	505038	153808	521670	40468	9
1/2014	MI 7	MI 7	TR	111116	505038	153808	521932	138744	78
1/2014	MI 7	MI 7	TR	111116	505038	153808	521948	4492	9
1/2014	MI 7	MI 7	TR	111116	505038	153808	521962	139401	3

**ANR Pipeline Company
 Transportation Services
 Fuel By Route Analysis**
VASCR351

 Reporting Year: *January - December 2014*
 Production Period: 01/2014

<u>Production Period</u>	<u>Receipt Segment</u>	<u>Delivery Segment</u>	<u>Service Class</u>	<u>Svc Req Contract</u>	<u>Receipt Location</u>	<u>Receipt Loc Prop</u>	<u>Delivery Location</u>	<u>Delivery Loc Prop</u>	<u>Fuel Quantity</u>
1/2014	MI 7	MI 7	TR	111119	505038	153808	521074	40470	9
1/2014	MI 7	MI 7	TR	111119	505038	153808	521116	42078	75
1/2014	MI 7	MI 7	TR	111119	505038	153808	521118	11578	66
1/2014	MI 7	MI 7	TR	111119	505038	153808	521622	110850	46
1/2014	MI 7	MI 7	TR	111119	505038	153808	521932	138744	50
1/2014	MI 7	MI 7	TR	111287	505035	139385	505038	153808	357
1/2014	MI 7	MI 7	TR	111287	505038	153808	505035	139385	1,622
1/2014	MI 7	MI 7	TR	111310	505038	153808	505028	139366	1,439
1/2014	MI 7	MI 7	TR	111330	505038	153808	521624	4375	2,810
1/2014	MI 7	MI 7	TR	111330	505038	153808	521932	138744	162
1/2014	MI 7	MI 7	TR	111481	505038	153808	521008	11616	151
1/2014	MI 7	MI 7	TR	111481	505038	153808	521016	4196	36
1/2014	MI 7	MI 7	TR	111481	505038	153808	521116	42078	204
1/2014	MI 7	MI 7	TR	111481	505038	153808	521118	11578	162
1/2014	MI 7	MI 7	TR	111481	505038	153808	521138	11680	4
1/2014	MI 7	MI 7	TR	111481	505038	153808	521156	11572	7
1/2014	MI 7	MI 7	TR	111481	505038	153808	521158	11581	12
1/2014	MI 7	MI 7	TR	111481	505038	153808	521622	110850	32
1/2014	MI 7	MI 7	TR	111481	505038	153808	521636	22992	141
1/2014	MI 7	MI 7	TR	111481	505038	153808	521670	40468	10
1/2014	MI 7	MI 7	TR	111481	505038	153808	521932	138744	108
1/2014	MI 7	MI 7	TR	111481	505038	153808	521948	4492	17
1/2014	MI 7	MI 7	TR	111481	505038	153808	521962	139401	3
1/2014	MI 7	MI 7	TR	111481	505038	153808	521985	278172	74
1/2014	MI 7	MI 7	TR	111481	511136	277072	521008	11616	72
1/2014	MI 7	MI 7	TR	111481	511136	277072	521116	42078	67
1/2014	MI 7	MI 7	TR	111481	511136	277072	521158	11581	12
1/2014	MI 7	MI 7	TR	111481	511136	277072	521622	110850	6
1/2014	MI 7	MI 7	TR	111481	511136	277072	521670	40468	1
1/2014	MI 7	MI 7	TR	111481	511136	277072	521948	4492	8
1/2014	MI 7	MI 7	TR	111481	511136	277072	521962	139401	15
1/2014	MI 7	MI 7	TR	111493	511144	48642	505033	139382	25,131
1/2014	MI 7	MI 7	TR	111719	511136	277072	521118	11578	12

**ANR Pipeline Company
 Transportation Services
 Fuel By Route Analysis**

VASCR351

Reporting Year: *January - December 2014*
 Production Period: 01/2014

<u>Production Period</u>	<u>Receipt Segment</u>	<u>Delivery Segment</u>	<u>Service Class</u>	<u>Svc Req Contract</u>	<u>Receipt Location</u>	<u>Receipt Loc Prop</u>	<u>Delivery Location</u>	<u>Delivery Loc Prop</u>	<u>Fuel Quantity</u>
1/2014	MI 7	MI 7	TR	111719	511136	277072	521122	11751	26
1/2014	MI 7	MI 7	TR	111719	511136	277072	521124	11562	16
1/2014	MI 7	MI 7	TR	111719	511136	277072	521138	11680	24
1/2014	MI 7	MI 7	TR	111719	511136	277072	521142	40477	8
1/2014	MI 7	MI 7	TR	111719	511136	277072	521144	11580	5
1/2014	MI 7	MI 7	TR	111719	511136	277072	521156	11572	6
1/2014	MI 7	MI 7	TR	111719	511136	277072	521670	40468	46
1/2014	MI 7	MI 7	TR	111719	511136	277072	521962	139401	5
1/2014	MI 7	MI 7	TR	111720	505038	153808	521074	40470	12
1/2014	MI 7	MI 7	TR	111720	505038	153808	521098	108641	13
1/2014	MI 7	MI 7	TR	111720	505038	153808	521118	11578	51
1/2014	MI 7	MI 7	TR	111720	505038	153808	521122	11751	17
1/2014	MI 7	MI 7	TR	111720	505038	153808	521124	11562	15
1/2014	MI 7	MI 7	TR	111720	505038	153808	521138	11680	54
1/2014	MI 7	MI 7	TR	111720	505038	153808	521142	40477	40
1/2014	MI 7	MI 7	TR	111720	505038	153808	521144	11580	22
1/2014	MI 7	MI 7	TR	111720	505038	153808	521146	11785	8
1/2014	MI 7	MI 7	TR	111720	505038	153808	521152	11589	32
1/2014	MI 7	MI 7	TR	111720	505038	153808	521156	11572	54
1/2014	MI 7	MI 7	TR	111720	505038	153808	521158	11581	64
1/2014	MI 7	MI 7	TR	111720	505038	153808	521160	11590	50
1/2014	MI 7	MI 7	TR	111720	505038	153808	521622	110850	20
1/2014	MI 7	MI 7	TR	111720	505038	153808	521670	40468	93
1/2014	MI 7	MI 7	TR	111720	505038	153808	521678	140834	6
1/2014	MI 7	MI 7	TR	111720	505038	153808	521948	4492	33
1/2014	MI 7	MI 7	TR	111720	505038	153808	521962	139401	63
1/2014	MI 7	MI 7	TR	111720	511136	277072	505038	153808	2
1/2014	MI 7	MI 7	TR	111720	511136	277072	521098	108641	25
1/2014	MI 7	MI 7	TR	111720	511136	277072	521116	42078	155
1/2014	MI 7	MI 7	TR	111720	511136	277072	521118	11578	177
1/2014	MI 7	MI 7	TR	111720	511136	277072	521122	11751	31
1/2014	MI 7	MI 7	TR	111720	511136	277072	521124	11562	58
1/2014	MI 7	MI 7	TR	111720	511136	277072	521138	11680	118

**ANR Pipeline Company
 Transportation Services
 Fuel By Route Analysis**
VASCR351

 Reporting Year: *January - December 2014*
 Production Period: 01/2014

<u>Production Period</u>	<u>Receipt Segment</u>	<u>Delivery Segment</u>	<u>Service Class</u>	<u>Svc Req Contract</u>	<u>Receipt Location</u>	<u>Receipt Loc Prop</u>	<u>Delivery Location</u>	<u>Delivery Loc Prop</u>	<u>Fuel Quantity</u>
1/2014	MI 7	MI 7	TR	111720	511136	277072	521142	40477	95
1/2014	MI 7	MI 7	TR	111720	511136	277072	521144	11580	58
1/2014	MI 7	MI 7	TR	111720	511136	277072	521146	11785	25
1/2014	MI 7	MI 7	TR	111720	511136	277072	521152	11589	122
1/2014	MI 7	MI 7	TR	111720	511136	277072	521156	11572	53
1/2014	MI 7	MI 7	TR	111720	511136	277072	521158	11581	47
1/2014	MI 7	MI 7	TR	111720	511136	277072	521160	11590	43
1/2014	MI 7	MI 7	TR	111720	511136	277072	521622	110850	30
1/2014	MI 7	MI 7	TR	111720	511136	277072	521636	22992	16
1/2014	MI 7	MI 7	TR	111720	511136	277072	521670	40468	223
1/2014	MI 7	MI 7	TR	111720	511136	277072	521678	140834	6
1/2014	MI 7	MI 7	TR	111720	511136	277072	521948	4492	46
1/2014	MI 7	MI 7	TR	111720	511136	277072	521962	139401	193
1/2014	MI 7	MI 7	TR	111730	505108	243097	505038	153808	44
1/2014	MI 7	MI 7	TR	111730	511136	277072	505038	153808	90
1/2014	MI 7	MI 7	TR	111910	505038	153808	521008	11616	256
1/2014	MI 7	MI 7	TR	111910	505038	153808	521074	40470	49
1/2014	MI 7	MI 7	TR	111910	505038	153808	521122	11751	52
1/2014	MI 7	MI 7	TR	111910	505038	153808	521138	11680	51
1/2014	MI 7	MI 7	TR	111910	505038	153808	521162	11748	45
1/2014	MI 7	MI 7	TR	111910	505038	153808	521678	140834	17
1/2014	MI 7	MI 7	TR	111910	505038	153808	523052	467243	97
1/2014	MI 7	MI 7	TR	111910	505108	243097	521116	42078	12
1/2014	MI 7	MI 7	TR	111910	505108	243097	521122	11751	8
1/2014	MI 7	MI 7	TR	111910	505108	243097	521138	11680	9
1/2014	MI 7	MI 7	TR	111910	505108	243097	521144	11580	3
1/2014	MI 7	MI 7	TR	111910	505108	243097	521162	11748	18
1/2014	MI 7	MI 7	TR	111910	505108	243097	521678	140834	3
1/2014	MI 7	MI 7	TR	111910	505108	243097	523052	467243	15
1/2014	MI 7	MI 7	TR	111910	511136	277072	521118	11578	4
1/2014	MI 7	MI 7	TR	111910	511136	277072	521122	11751	33
1/2014	MI 7	MI 7	TR	111910	511136	277072	521138	11680	33
1/2014	MI 7	MI 7	TR	111910	511136	277072	521162	11748	90

ANR Pipeline Company Transportation Services Fuel By Route Analysis

VASCR351

Reporting Year: *January - December 2014*
 Production Period: **01/2014**

<u>Production Period</u>	<u>Receipt Segment</u>	<u>Delivery Segment</u>	<u>Service Class</u>	<u>Svc Req Contract</u>	<u>Receipt Location</u>	<u>Receipt Loc Prop</u>	<u>Delivery Location</u>	<u>Delivery Loc Prop</u>	<u>Fuel Quantity</u>
1/2014	MI 7	MI 7	TR	111910	511136	277072	521678	140834	7
1/2014	MI 7	MI 7	TR	111910	511136	277072	523052	467243	83
1/2014	MI 7	MI 7	TR	111928	505108	243097	521008	11616	4
1/2014	MI 7	MI 7	TR	111928	505108	243097	521098	108641	4
1/2014	MI 7	MI 7	TR	111928	505108	243097	521116	42078	17
1/2014	MI 7	MI 7	TR	111928	505108	243097	521622	110850	40
1/2014	MI 7	MI 7	TR	111928	505108	243097	521948	4492	2
1/2014	MI 7	MI 7	TR	111928	505108	243097	521962	139401	4
1/2014	MI 7	MI 7	TR	111928	510005	246067	521098	108641	103
1/2014	MI 7	MI 7	TR	111928	510005	246067	521116	42078	73
1/2014	MI 7	MI 7	TR	111928	510005	246067	521622	110850	317
1/2014	MI 7	MI 7	TR	111928	511128	139396	505108	243097	49
1/2014	MI 7	MI 7	TR	111928	511128	139396	521622	110850	18
1/2014	MI 7	MI 7	TR	111928	511158	48644	505108	243097	76
1/2014	MI 7	MI 7	TR	111928	511158	48644	521098	108641	72
1/2014	MI 7	MI 7	TR	111928	511158	48644	521116	42078	137
1/2014	MI 7	MI 7	TR	111928	511158	48644	521622	110850	292
1/2014	MI 7	MI 7	TR	111928	511158	48644	521962	139401	2
1/2014	MI 7	MI 7	TR	111928	513022	338686	521116	42078	5
1/2014	MI 7	MI 7	TR	111928	513022	338686	521622	110850	18
1/2014	MI 7	MI 7	TR	111973	511158	48644	521124	11562	217
1/2014	MI 7	MI 7	TR	112059	505038	153808	521008	11616	127
1/2014	MI 7	MI 7	TR	112059	505038	153808	521074	40470	58
1/2014	MI 7	MI 7	TR	112059	505038	153808	521142	40477	109
1/2014	MI 7	MI 7	TR	112059	505038	153808	521144	11580	104
1/2014	MI 7	MI 7	TR	112059	505038	153808	521162	11748	25
1/2014	MI 7	MI 7	TR	112059	505038	153808	523052	467243	7
1/2014	MI 7	MI 7	TR	112059	505108	243097	521074	40470	19
1/2014	MI 7	MI 7	TR	112059	505108	243097	521142	40477	13
1/2014	MI 7	MI 7	TR	112059	505108	243097	521144	11580	17
1/2014	MI 7	MI 7	TR	112059	511136	277072	521074	40470	61
1/2014	MI 7	MI 7	TR	112059	511136	277072	521142	40477	75
1/2014	MI 7	MI 7	TR	112059	511136	277072	521144	11580	63

**ANR Pipeline Company
 Transportation Services
 Fuel By Route Analysis**
VASCR351

 Reporting Year: *January - December 2014*
 Production Period: 01/2014

<u>Production Period</u>	<u>Receipt Segment</u>	<u>Delivery Segment</u>	<u>Service Class</u>	<u>Svc Req Contract</u>	<u>Receipt Location</u>	<u>Receipt Loc Prop</u>	<u>Delivery Location</u>	<u>Delivery Loc Prop</u>	<u>Fuel Quantity</u>
1/2014	MI 7	MI 7	TR	112059	511136	277072	521162	11748	3
1/2014	MI 7	MI 7	TR	112088	510005	246067	505038	153808	25
1/2014	MI 7	MI 7	TR	112117	505038	153808	521116	42078	7
1/2014	MI 7	MI 7	TR	112117	511136	277072	521008	11616	54
1/2014	MI 7	MI 7	TR	112117	511136	277072	521116	42078	49
1/2014	MI 7	MI 7	TR	112117	511136	277072	521604	150409	179
1/2014	MI 7	MI 7	TR	112117	511136	277072	521622	110850	18
1/2014	MI 7	MI 7	TR	112117	511136	277072	521636	22992	36
1/2014	MI 7	MI 7	TR	112117	513022	338686	521604	150409	12
1/2014	MI 7	MI 7	TR	112117	513022	338686	521962	139401	18
1/2014	MI 7	MI 7	TR	112488	505038	153808	521118	11578	14
1/2014	MI 7	MI 7	TR	112565	505108	243097	505038	153808	70
1/2014	MI 7	MI 7	TR	112807	505038	153808	521008	11616	962
1/2014	MI 7	MI 7	TR	112817	505017	139249	505038	153808	24
1/2014	MI 7	MI 7	TR	112817	505038	153808	505017	139249	1,164
1/2014	MI 7	MI 7	TR	112818	505038	153808	505017	139249	1,842
1/2014	MI 7	MI 7	TR	112834	505038	153808	505108	243097	844
1/2014	MI 7	MI 7	TR	112834	505038	153808	521008	11616	39
1/2014	MI 7	MI 7	TR	112834	505038	153808	521016	4196	555
1/2014	MI 7	MI 7	TR	112834	505038	153808	521080	138675	841
1/2014	MI 7	MI 7	TR	112834	505038	153808	521098	108641	16
1/2014	MI 7	MI 7	TR	112834	505038	153808	521116	42078	874
1/2014	MI 7	MI 7	TR	112834	505038	153808	521118	11578	136
1/2014	MI 7	MI 7	TR	112834	505038	153808	521122	11751	1
1/2014	MI 7	MI 7	TR	112834	505038	153808	521124	11562	20
1/2014	MI 7	MI 7	TR	112834	505038	153808	521138	11680	22
1/2014	MI 7	MI 7	TR	112834	505038	153808	521146	11785	4
1/2014	MI 7	MI 7	TR	112834	505038	153808	521156	11572	50
1/2014	MI 7	MI 7	TR	112834	505038	153808	521158	11581	9
1/2014	MI 7	MI 7	TR	112834	505038	153808	521160	11590	14
1/2014	MI 7	MI 7	TR	112834	505038	153808	521622	110850	80
1/2014	MI 7	MI 7	TR	112834	505038	153808	521636	22992	189
1/2014	MI 7	MI 7	TR	112834	505038	153808	521670	40468	86

**ANR Pipeline Company
 Transportation Services
 Fuel By Route Analysis**
VASCR351

 Reporting Year: *January - December 2014*
 Production Period: 01/2014

<u>Production Period</u>	<u>Receipt Segment</u>	<u>Delivery Segment</u>	<u>Service Class</u>	<u>Svc Req Contract</u>	<u>Receipt Location</u>	<u>Receipt Loc Prop</u>	<u>Delivery Location</u>	<u>Delivery Loc Prop</u>	<u>Fuel Quantity</u>
1/2014	MI 7	MI 7	TR	112834	505038	153808	521932	138744	276
1/2014	MI 7	MI 7	TR	112834	505038	153808	521948	4492	125
1/2014	MI 7	MI 7	TR	112834	505038	153808	521962	139401	83
1/2014	MI 7	MI 7	TR	112834	505038	153808	521985	278172	325
1/2014	MI 7	MI 7	TR	112834	511136	277072	521948	4492	5
1/2014	MI 7	MI 7	TR	112835	505038	153808	521008	11616	5
1/2014	MI 7	MI 7	TR	112835	505038	153808	521098	108641	22
1/2014	MI 7	MI 7	TR	112835	505038	153808	521156	11572	7
1/2014	MI 7	MI 7	TR	112839	505038	153808	521008	11616	1,248
1/2014	MI 7	MI 7	TR	112958	505038	153808	521636	22992	4
1/2014	MI 7	MI 7	TR	112958	510005	246067	521116	42078	4
1/2014	MI 7	MI 7	TR	113046	505038	153808	521116	42078	12
1/2014	MI 7	MI 7	TR	113120	505038	153808	521008	11616	399
1/2014	MI 7	MI 7	TR	113120	505038	153808	521116	42078	253
1/2014	MI 7	MI 7	TR	113120	505038	153808	521118	11578	179
1/2014	MI 7	MI 7	TR	113120	505038	153808	521138	11680	7
1/2014	MI 7	MI 7	TR	113120	505038	153808	521156	11572	14
1/2014	MI 7	MI 7	TR	113120	505038	153808	521622	110850	1
1/2014	MI 7	MI 7	TR	113120	505038	153808	521932	138744	28
1/2014	MI 7	MI 7	TR	113120	505038	153808	521948	4492	20
1/2014	MI 7	MI 7	TR	113120	511136	277072	521116	42078	42
1/2014	MI 7	MI 7	TR	113120	511136	277072	521622	110850	12
1/2014	MI 7	MI 7	TR	113120	511136	277072	521636	22992	18
1/2014	MI 7	MI 7	TR	113120	511136	277072	521670	40468	5
1/2014	MI 7	MI 7	TR	113120	511158	48644	505038	153808	229
1/2014	MI 7	MI 7	TR	113181	505038	153808	505108	243097	26
1/2014	MI 7	MI 7	TR	113181	505038	153808	521098	108641	1
1/2014	MI 7	MI 7	TR	113181	505038	153808	521116	42078	323
1/2014	MI 7	MI 7	TR	113181	505038	153808	521138	11680	67
1/2014	MI 7	MI 7	TR	113181	505038	153808	521622	110850	27
1/2014	MI 7	MI 7	TR	113181	505038	153808	521932	138744	297
1/2014	MI 7	MI 7	TR	113181	510005	246067	505038	153808	5
1/2014	MI 7	MI 7	TR	113181	513022	338686	505038	153808	33

**ANR Pipeline Company
 Transportation Services
 Fuel By Route Analysis**

VASCR351

Reporting Year: *January - December 2014*
 Production Period: **01/2014**

<u>Production Period</u>	<u>Receipt Segment</u>	<u>Delivery Segment</u>	<u>Service Class</u>	<u>Svc Req Contract</u>	<u>Receipt Location</u>	<u>Receipt Loc Prop</u>	<u>Delivery Location</u>	<u>Delivery Loc Prop</u>	<u>Fuel Quantity</u>
1/2014	MI 7	MI 7	TR	113181	513022	338686	521138	11680	2
1/2014	MI 7	MI 7	TR	113336	505038	153808	521985	278172	487
1/2014	MI 7	MI 7	TR	113336	505108	243097	505038	153808	108
1/2014	MI 7	MI 7	TR	113336	505230	153728	521985	278172	129
1/2014	MI 7	MI 7	TR	113372	505038	153808	505415	384818	27
1/2014	MI 7	MI 7	TR	113372	505038	153808	521008	11616	27
1/2014	MI 7	MI 7	TR	113372	505038	153808	521080	138675	12
1/2014	MI 7	MI 7	TR	113372	505038	153808	521116	42078	305
1/2014	MI 7	MI 7	TR	113372	505038	153808	521636	22992	54
1/2014	MI 7	MI 7	TR	113372	505038	153808	521670	40468	2
1/2014	MI 7	MI 7	TR	113372	505038	153808	521932	138744	27
1/2014	MI 7	MI 7	TR	113372	505038	153808	521985	278172	15
1/2014	MI 7	MI 7	TR	113372	511136	277072	505415	384818	22
1/2014	MI 7	MI 7	TR	113372	511136	277072	521116	42078	40
1/2014	MI 7	MI 7	TR	113498	505038	153808	521008	11616	124
1/2014	MI 7	MI 7	TR	113536	505038	153808	505108	243097	302
1/2014	MI 7	MI 7	TR	113536	505038	153808	511136	277072	150
1/2014	MI 7	MI 7	TR	113536	505038	153808	521098	108641	20
1/2014	MI 7	MI 7	TR	113536	505038	153808	521116	42078	184
1/2014	MI 7	MI 7	TR	113536	505038	153808	521118	11578	18
1/2014	MI 7	MI 7	TR	113536	505038	153808	521124	11562	8
1/2014	MI 7	MI 7	TR	113536	505038	153808	521138	11680	8
1/2014	MI 7	MI 7	TR	113536	505038	153808	521146	11785	2
1/2014	MI 7	MI 7	TR	113536	505038	153808	521622	110850	195
1/2014	MI 7	MI 7	TR	113536	505038	153808	521636	22992	39
1/2014	MI 7	MI 7	TR	113536	505038	153808	521670	40468	9
1/2014	MI 7	MI 7	TR	113536	505038	153808	521948	4492	9
1/2014	MI 7	MI 7	TR	113536	505038	153808	521962	139401	6
1/2014	MI 7	MI 7	TR	113536	505108	243097	505038	153808	44
1/2014	MI 7	MI 7	TR	113536	505108	243097	521116	42078	8
1/2014	MI 7	MI 7	TR	113536	510005	246067	505038	153808	17
1/2014	MI 7	MI 7	TR	113536	511136	277072	505038	153808	563
1/2014	MI 7	MI 7	TR	113536	511136	277072	521098	108641	6

**ANR Pipeline Company
 Transportation Services
 Fuel By Route Analysis**
VASCR351

 Reporting Year: *January - December 2014*
 Production Period: 01/2014

<u>Production Period</u>	<u>Receipt Segment</u>	<u>Delivery Segment</u>	<u>Service Class</u>	<u>Svc Req Contract</u>	<u>Receipt Location</u>	<u>Receipt Loc Prop</u>	<u>Delivery Location</u>	<u>Delivery Loc Prop</u>	<u>Fuel Quantity</u>
1/2014	MI 7	MI 7	TR	113536	511136	277072	521118	11578	6
1/2014	MI 7	MI 7	TR	113536	511136	277072	521122	11751	5
1/2014	MI 7	MI 7	TR	113536	511136	277072	521124	11562	7
1/2014	MI 7	MI 7	TR	113536	511136	277072	521138	11680	7
1/2014	MI 7	MI 7	TR	113536	511136	277072	521146	11785	3
1/2014	MI 7	MI 7	TR	113536	511136	277072	521622	110850	8
1/2014	MI 7	MI 7	TR	113536	511136	277072	521670	40468	7
1/2014	MI 7	MI 7	TR	113536	511136	277072	521690	40892	115
1/2014	MI 7	MI 7	TR	113536	511136	277072	521962	139401	3
1/2014	MI 7	MI 7	TR	113543	505038	153808	505108	243097	377
1/2014	MI 7	MI 7	TR	113543	505038	153808	511136	277072	135
1/2014	MI 7	MI 7	TR	113543	505038	153808	521008	11616	5
1/2014	MI 7	MI 7	TR	113543	505038	153808	521622	110850	29
1/2014	MI 7	MI 7	TR	113543	505038	153808	521636	22992	51
1/2014	MI 7	MI 7	TR	113543	505038	153808	523025	338685	35
1/2014	MI 7	MI 7	TR	113543	505108	243097	521690	40892	36
1/2014	MI 7	MI 7	TR	113543	511136	277072	505038	153808	436
1/2014	MI 7	MI 7	TR	113543	511136	277072	521636	22992	42
1/2014	MI 7	MI 7	TR	113652	505230	153728	510005	246067	67
1/2014	MI 7	MI 7	TR	113679	505038	153808	505108	243097	22
1/2014	MI 7	MI 7	TR	113679	505038	153808	521008	11616	644
1/2014	MI 7	MI 7	TR	113679	505038	153808	521098	108641	2
1/2014	MI 7	MI 7	TR	113679	505038	153808	521118	11578	39
1/2014	MI 7	MI 7	TR	113679	505038	153808	521122	11751	6
1/2014	MI 7	MI 7	TR	113679	505038	153808	521138	11680	23
1/2014	MI 7	MI 7	TR	113679	505038	153808	521142	40477	5
1/2014	MI 7	MI 7	TR	113679	505038	153808	521156	11572	4
1/2014	MI 7	MI 7	TR	113679	505038	153808	521622	110850	897
1/2014	MI 7	MI 7	TR	113679	505038	153808	521636	22992	16
1/2014	MI 7	MI 7	TR	113679	505038	153808	521670	40468	25
1/2014	MI 7	MI 7	TR	113679	505038	153808	521690	40892	54
1/2014	MI 7	MI 7	TR	113679	505038	153808	521962	139401	6
1/2014	MI 7	MI 7	TR	113679	505038	153808	523008	312117	135

**ANR Pipeline Company
 Transportation Services
 Fuel By Route Analysis**
VASCR351

 Reporting Year: *January - December 2014*
 Production Period: 01/2014

<u>Production Period</u>	<u>Receipt Segment</u>	<u>Delivery Segment</u>	<u>Service Class</u>	<u>Svc Req Contract</u>	<u>Receipt Location</u>	<u>Receipt Loc Prop</u>	<u>Delivery Location</u>	<u>Delivery Loc Prop</u>	<u>Fuel Quantity</u>
1/2014	MI 7	MI 7	TR	113679	505135	318732	505137	320550	27
1/2014	MI 7	MI 7	TR	113679	505222	140358	505137	320550	63
1/2014	MI 7	MI 7	TR	113679	510029	2610	521622	110850	215
1/2014	MI 7	MI 7	TR	113679	511128	139396	521622	110850	108
1/2014	MI 7	MI 7	TR	113680	505038	153808	521008	11616	315
1/2014	MI 7	MI 7	TR	113680	505038	153808	521098	108641	34
1/2014	MI 7	MI 7	TR	113680	505038	153808	521622	110850	1,080
1/2014	MI 7	MI 7	TR	113680	505038	153808	523008	312117	54
1/2014	MI 7	MI 7	TR	113680	510005	246067	521622	110850	20
1/2014	MI 7	MI 7	TR	113680	510029	2610	521622	110850	159
1/2014	MI 7	MI 7	TR	113680	511128	139396	521622	110850	55
1/2014	MI 7	MI 7	TR	113680	511136	277072	521622	110850	46
1/2014	MI 7	MI 7	TR	113681	505038	153808	505108	243097	10
1/2014	MI 7	MI 7	TR	113681	505038	153808	505137	320550	40
1/2014	MI 7	MI 7	TR	113681	505038	153808	505415	384818	36
1/2014	MI 7	MI 7	TR	113681	505038	153808	521008	11616	260
1/2014	MI 7	MI 7	TR	113681	505038	153808	521098	108641	359
1/2014	MI 7	MI 7	TR	113681	505038	153808	521116	42078	29
1/2014	MI 7	MI 7	TR	113681	505038	153808	521118	11578	84
1/2014	MI 7	MI 7	TR	113681	505038	153808	521622	110850	357
1/2014	MI 7	MI 7	TR	113681	505038	153808	521690	40892	5
1/2014	MI 7	MI 7	TR	113681	505038	153808	523008	312117	21
1/2014	MI 7	MI 7	TR	113681	510005	246067	521622	110850	34
1/2014	MI 7	MI 7	TR	113681	511128	139396	521098	108641	136
1/2014	MI 7	MI 7	TR	113681	511136	277072	521118	11578	42
1/2014	MI 7	MI 7	TR	113681	511136	277072	521622	110850	9
1/2014	MI 7	MI 7	TR	113681	511136	277072	521690	40892	30
1/2014	MI 7	MI 7	TR	113682	505038	153808	505108	243097	7
1/2014	MI 7	MI 7	TR	113682	505038	153808	521008	11616	160
1/2014	MI 7	MI 7	TR	113682	505038	153808	521098	108641	122
1/2014	MI 7	MI 7	TR	113682	505038	153808	521116	42078	20
1/2014	MI 7	MI 7	TR	113682	505038	153808	521118	11578	28
1/2014	MI 7	MI 7	TR	113682	505038	153808	521622	110850	337

ANR Pipeline Company Transportation Services Fuel By Route Analysis

VASCR351

Reporting Year: *January - December 2014*
 Production Period: 01/2014

<u>Production Period</u>	<u>Receipt Segment</u>	<u>Delivery Segment</u>	<u>Service Class</u>	<u>Svc Req Contract</u>	<u>Receipt Location</u>	<u>Receipt Loc Prop</u>	<u>Delivery Location</u>	<u>Delivery Loc Prop</u>	<u>Fuel Quantity</u>
1/2014	MI 7	MI 7	TR	113682	505038	153808	521636	22992	7
1/2014	MI 7	MI 7	TR	113682	505038	153808	521690	40892	36
1/2014	MI 7	MI 7	TR	113682	505038	153808	521962	139401	10
1/2014	MI 7	MI 7	TR	113682	505038	153808	523008	312117	101
1/2014	MI 7	MI 7	TR	113682	505108	243097	521690	40892	54
1/2014	MI 7	MI 7	TR	113682	510005	246067	521118	11578	7
1/2014	MI 7	MI 7	TR	113682	511128	139396	521622	110850	108
1/2014	MI 7	MI 7	TR	113682	511136	277072	521118	11578	8
1/2014	MI 7	MI 7	TR	113682	511136	277072	521690	40892	54
1/2014	MI 7	MI 7	TR	113709	505038	153808	523065	769472	1,265
1/2014	MI 7	MI 7	TR	113710	505038	153808	523025	338685	1,376
1/2014	MI 7	MI 7	TR	113710	511136	277072	505038	153808	66
1/2014	MI 7	MI 7	TR	114091	505038	153808	523025	338685	113
1/2014	MI 7	MI 7	TR	114122	511158	48644	521124	11562	248
1/2014	MI 7	MI 7	TR	114466	505038	153808	521008	11616	19
1/2014	MI 7	MI 7	TR	114466	505038	153808	521016	4196	44
1/2014	MI 7	MI 7	TR	114466	505038	153808	521030	282436	44
1/2014	MI 7	MI 7	TR	114466	505038	153808	521690	40892	78
1/2014	MI 7	MI 7	TR	114466	505038	153808	521932	138744	22
1/2014	MI 7	MI 7	TR	114466	510005	246067	521008	11616	45
1/2014	MI 7	MI 7	TR	114466	510005	246067	521030	282436	62
1/2014	MI 7	MI 7	TR	114466	510005	246067	521116	42078	51
1/2014	MI 7	MI 7	TR	114466	510005	246067	521690	40892	52
1/2014	MI 7	MI 7	TR	114490	505038	153808	510005	246067	84
1/2014	MI 7	MI 7	TR	114490	505038	153808	521008	11616	70
1/2014	MI 7	MI 7	TR	114490	505038	153808	521016	4196	102
1/2014	MI 7	MI 7	TR	114490	505038	153808	521030	282436	166
1/2014	MI 7	MI 7	TR	114490	505038	153808	521098	108641	3
1/2014	MI 7	MI 7	TR	114490	505038	153808	521144	11580	13
1/2014	MI 7	MI 7	TR	114490	505038	153808	521146	11785	5
1/2014	MI 7	MI 7	TR	114490	505038	153808	521154	11574	13
1/2014	MI 7	MI 7	TR	114490	505038	153808	521162	11748	6
1/2014	MI 7	MI 7	TR	114490	505038	153808	521636	22992	5

**ANR Pipeline Company
 Transportation Services
 Fuel By Route Analysis**

VASCR351

Reporting Year: *January - December 2014*
 Production Period: 01/2014

<u>Production Period</u>	<u>Receipt Segment</u>	<u>Delivery Segment</u>	<u>Service Class</u>	<u>Svc Req Contract</u>	<u>Receipt Location</u>	<u>Receipt Loc Prop</u>	<u>Delivery Location</u>	<u>Delivery Loc Prop</u>	<u>Fuel Quantity</u>
1/2014	MI 7	MI 7	TR	114490	505038	153808	521690	40892	149
1/2014	MI 7	MI 7	TR	114490	510005	246067	505038	153808	7
1/2014	MI 7	MI 7	TR	114490	510005	246067	521008	11616	72
1/2014	MI 7	MI 7	TR	114490	510005	246067	521030	282436	138
1/2014	MI 7	MI 7	TR	114490	510005	246067	521118	11578	18
1/2014	MI 7	MI 7	TR	114490	510005	246067	521138	11680	13
1/2014	MI 7	MI 7	TR	114490	510005	246067	521636	22992	13
1/2014	MI 7	MI 7	TR	114490	510005	246067	521690	40892	151
1/2014	MI 7	MI 7	TR	114497	505038	153808	510005	246067	81
1/2014	MI 7	MI 7	TR	114497	505038	153808	521008	11616	121
1/2014	MI 7	MI 7	TR	114497	505038	153808	521016	4196	87
1/2014	MI 7	MI 7	TR	114497	505038	153808	521030	282436	227
1/2014	MI 7	MI 7	TR	114497	505038	153808	521118	11578	90
1/2014	MI 7	MI 7	TR	114497	505038	153808	521122	11751	9
1/2014	MI 7	MI 7	TR	114497	505038	153808	521124	11562	2
1/2014	MI 7	MI 7	TR	114497	505038	153808	521138	11680	63
1/2014	MI 7	MI 7	TR	114497	505038	153808	521670	40468	9
1/2014	MI 7	MI 7	TR	114497	505038	153808	521690	40892	111
1/2014	MI 7	MI 7	TR	114497	505038	153808	521985	278172	49
1/2014	MI 7	MI 7	TR	114497	510005	246067	505038	153808	52
1/2014	MI 7	MI 7	TR	114497	510005	246067	521008	11616	39
1/2014	MI 7	MI 7	TR	114497	510005	246067	521030	282436	72
1/2014	MI 7	MI 7	TR	114497	510005	246067	521116	42078	173
1/2014	MI 7	MI 7	TR	114497	510005	246067	521118	11578	7
1/2014	MI 7	MI 7	TR	114497	510005	246067	521138	11680	6
1/2014	MI 7	MI 7	TR	114497	510005	246067	521670	40468	7
1/2014	MI 7	MI 7	TR	114497	510005	246067	521690	40892	78
1/2014	MI 7	MI 7	TR	114567	505038	153808	505137	320550	112
1/2014	MI 7	MI 7	TR	114567	505135	318732	505137	320550	-2
1/2014	MI 7	MI 7	TR	114567	505222	140358	505137	320550	137
1/2014	MI 7	MI 7	TR	114567	505230	153728	505137	320550	112
1/2014	MI 7	MI 7	TR	114604	505038	153808	523029	360888	216
1/2014	MI 7	MI 7	TR	114604	505230	153728	523029	360888	6

ANR Pipeline Company Transportation Services Fuel By Route Analysis

VASCR351

Reporting Year: *January - December 2014*
 Production Period: 01/2014

<u>Production Period</u>	<u>Receipt Segment</u>	<u>Delivery Segment</u>	<u>Service Class</u>	<u>Svc Req Contract</u>	<u>Receipt Location</u>	<u>Receipt Loc Prop</u>	<u>Delivery Location</u>	<u>Delivery Loc Prop</u>	<u>Fuel Quantity</u>
1/2014	MI 7	MI 7	TR	114671	505038	153808	505108	243097	1
1/2014	MI 7	MI 7	TR	114671	505038	153808	505137	320550	172
1/2014	MI 7	MI 7	TR	114671	505038	153808	510005	246067	30
1/2014	MI 7	MI 7	TR	114671	505038	153808	521008	11616	365
1/2014	MI 7	MI 7	TR	114671	505038	153808	521074	40470	14
1/2014	MI 7	MI 7	TR	114671	505038	153808	521098	108641	2
1/2014	MI 7	MI 7	TR	114671	505038	153808	521116	42078	160
1/2014	MI 7	MI 7	TR	114671	505038	153808	521118	11578	312
1/2014	MI 7	MI 7	TR	114671	505038	153808	521122	11751	44
1/2014	MI 7	MI 7	TR	114671	505038	153808	521124	11562	56
1/2014	MI 7	MI 7	TR	114671	505038	153808	521138	11680	24
1/2014	MI 7	MI 7	TR	114671	505038	153808	521142	40477	6
1/2014	MI 7	MI 7	TR	114671	505038	153808	521144	11580	4
1/2014	MI 7	MI 7	TR	114671	505038	153808	521156	11572	4
1/2014	MI 7	MI 7	TR	114671	505038	153808	521622	110850	36
1/2014	MI 7	MI 7	TR	114671	505038	153808	521670	40468	75
1/2014	MI 7	MI 7	TR	114671	505038	153808	521962	139401	34
1/2014	MI 7	MI 7	TR	114671	505038	153808	523008	312117	963
1/2014	MI 7	MI 7	TR	114671	505038	153808	523029	360888	4
1/2014	MI 7	MI 7	TR	114671	505108	243097	505488	9505488	180
1/2014	MI 7	MI 7	TR	114671	505108	243097	521690	40892	45
1/2014	MI 7	MI 7	TR	114671	505135	318732	505137	320550	69
1/2014	MI 7	MI 7	TR	114671	505222	140358	505137	320550	216
1/2014	MI 7	MI 7	TR	114671	510029	2610	521118	11578	14
1/2014	MI 7	MI 7	TR	114671	511136	277072	521690	40892	33
1/2014	MI 7	MI 7	TR	114723	505038	153808	505108	243097	3
1/2014	MI 7	MI 7	TR	114746	505038	153808	521138	11680	3
1/2014	MI 7	MI 7	TR	114746	505038	153808	521670	40468	12
1/2014	MI 7	MI 7	TR	114746	510005	246067	521636	22992	2
1/2014	MI 7	MI 7	TR	114746	511136	277072	521636	22992	18
1/2014	MI 7	MI 7	TR	114746	511158	48644	521080	138675	199
1/2014	MI 7	MI 7	TR	114746	511158	48644	521116	42078	4
1/2014	MI 7	MI 7	TR	114824	505038	153808	521606	216654	29

**ANR Pipeline Company
 Transportation Services
 Fuel By Route Analysis**

VASCR351

Reporting Year: *January - December 2014*
 Production Period: 01/2014

<u>Production Period</u>	<u>Receipt Segment</u>	<u>Delivery Segment</u>	<u>Service Class</u>	<u>Svc Req Contract</u>	<u>Receipt Location</u>	<u>Receipt Loc Prop</u>	<u>Delivery Location</u>	<u>Delivery Loc Prop</u>	<u>Fuel Quantity</u>
1/2014	MI 7	MI 7	TR	114824	505230	153728	521606	216654	105
1/2014	MI 7	MI 7	TR	115038	505038	153808	521016	4196	288
1/2014	MI 7	MI 7	TR	115038	505038	153808	521636	22992	198
1/2014	MI 7	MI 7	TR	115038	505038	153808	521690	40892	54
1/2014	MI 7	MI 7	TR	115038	510029	2610	521636	22992	18
1/2014	MI 7	MI 7	TR	115059	505038	153808	505108	243097	101
1/2014	MI 7	MI 7	TR	115059	505038	153808	510005	246067	50
1/2014	MI 7	MI 7	TR	115059	505038	153808	521016	4196	644
1/2014	MI 7	MI 7	TR	115059	505038	153808	521636	22992	896
1/2014	MI 7	MI 7	TR	115059	505038	153808	521690	40892	49
1/2014	MI 7	MI 7	TR	115059	505230	153728	510005	246067	3
1/2014	MI 7	MI 7	TR	115059	510005	246067	505038	153808	5
1/2014	MI 7	MI 7	TR	115059	510005	246067	521636	22992	9
1/2014	MI 7	MI 7	TR	115064	511136	277072	521008	11616	54
1/2014	MI 7	MI 7	TR	115064	511136	277072	521116	42078	59
1/2014	MI 7	MI 7	TR	115064	511136	277072	521604	150409	84
1/2014	MI 7	MI 7	TR	115064	511136	277072	521622	110850	9
1/2014	MI 7	MI 7	TR	115064	511136	277072	521962	139401	2
1/2014	MI 7	MI 7	TR	115064	513022	338686	521604	150409	89
1/2014	MI 7	MI 7	TR	115064	513024	360885	521604	150409	7
1/2014	MI 7	MI 7	TR	115064	513024	360885	521962	139401	13
1/2014	MI 7	MI 7	TR	115211	505038	153808	521116	42078	130
1/2014	MI 7	MI 7	TR	115211	505038	153808	521604	150409	16
1/2014	MI 7	MI 7	TR	115211	505038	153808	521636	22992	13
1/2014	MI 7	MI 7	TR	115211	505038	153808	521962	139401	36
1/2014	MI 7	MI 7	TR	115211	521604	150409	505038	153808	160
1/2014	MI 7	MI 7	TR	115275	505038	153808	505108	243097	21
1/2014	MI 7	MI 7	TR	115275	505038	153808	510005	246067	36
1/2014	MI 7	MI 7	TR	115275	505038	153808	521030	282436	102
1/2014	MI 7	MI 7	TR	115275	505038	153808	521080	138675	36
1/2014	MI 7	MI 7	TR	115275	505038	153808	521622	110850	8
1/2014	MI 7	MI 7	TR	115275	510005	246067	505038	153808	50
1/2014	MI 7	MI 7	TR	115275	510005	246067	521030	282436	4

**ANR Pipeline Company
 Transportation Services
 Fuel By Route Analysis**
VASCR351

 Reporting Year: *January - December 2014*
 Production Period: 01/2014

<u>Production Period</u>	<u>Receipt Segment</u>	<u>Delivery Segment</u>	<u>Service Class</u>	<u>Svc Req Contract</u>	<u>Receipt Location</u>	<u>Receipt Loc Prop</u>	<u>Delivery Location</u>	<u>Delivery Loc Prop</u>	<u>Fuel Quantity</u>
1/2014	MI 7	MI 7	TR	115275	510005	246067	521116	42078	78
1/2014	MI 7	MI 7	TR	115275	510005	246067	521690	40892	10
1/2014	MI 7	MI 7	TR	115275	511136	277072	521030	282436	7
1/2014	MI 7	MI 7	TR	115602	505038	153808	521636	22992	7
1/2014	MI 7	MI 7	TR	115823	505038	153808	521008	11616	1,119
1/2014	MI 7	MI 7	TR	115823	505038	153808	521074	40470	5
1/2014	MI 7	MI 7	TR	115823	505038	153808	521116	42078	13
1/2014	MI 7	MI 7	TR	115823	505038	153808	521118	11578	4
1/2014	MI 7	MI 7	TR	115823	505038	153808	521142	40477	4
1/2014	MI 7	MI 7	TR	115823	505038	153808	521622	110850	105
1/2014	MI 7	MI 7	TR	115823	505038	153808	521636	22992	179
1/2014	MI 7	MI 7	TR	115823	505038	153808	521670	40468	4
1/2014	MI 7	MI 7	TR	115823	505038	153808	521962	139401	15
1/2014	MI 7	MI 7	TR	115823	505108	243097	505038	153808	50
1/2014	MI 7	MI 7	TR	115823	505108	243097	521008	11616	23
1/2014	MI 7	MI 7	TR	115823	505108	243097	521636	22992	38
1/2014	MI 7	MI 7	TR	115823	511136	277072	505038	153808	89
1/2014	MI 7	MI 7	TR	115823	511136	277072	521008	11616	11
1/2014	MI 7	MI 7	TR	115823	511136	277072	521074	40470	2
1/2014	MI 7	MI 7	TR	115823	511136	277072	521116	42078	11
1/2014	MI 7	MI 7	TR	115823	511136	277072	521636	22992	36
1/2014	MI 7	MI 7	TR	115963	505038	153808	521098	108641	3
1/2014	MI 7	MI 7	TR	115963	505038	153808	521116	42078	289
1/2014	MI 7	MI 7	TR	115963	505038	153808	521604	150409	221
1/2014	MI 7	MI 7	TR	115963	505038	153808	521622	110850	166
1/2014	MI 7	MI 7	TR	115963	505038	153808	521636	22992	57
1/2014	MI 7	MI 7	TR	115963	505038	153808	521962	139401	228
1/2014	MI 7	MI 7	TR	116170	505038	153808	505108	243097	837
1/2014	MI 7	MI 7	TR	116554	505038	153808	521016	4196	61
1/2014	MI 7	MI 7	TR	116554	505038	153808	521116	42078	90
1/2014	MI 7	MI 7	TR	116554	505108	243097	505038	153808	11
1/2014	MI 7	MI 7	TR	116554	505108	243097	521636	22992	18
1/2014	MI 7	MI 7	TR	116554	510005	246067	505038	153808	3

ANR Pipeline Company Transportation Services Fuel By Route Analysis

VASCR351

Reporting Year: *January - December 2014*
 Production Period: 01/2014

<u>Production Period</u>	<u>Receipt Segment</u>	<u>Delivery Segment</u>	<u>Service Class</u>	<u>Svc Req Contract</u>	<u>Receipt Location</u>	<u>Receipt Loc Prop</u>	<u>Delivery Location</u>	<u>Delivery Loc Prop</u>	<u>Fuel Quantity</u>
1/2014	MI 7	MI 7	TR	116554	511136	277072	505038	153808	53
1/2014	MI 7	MI 7	TR	118088	510005	246067	505038	153808	1
1/2014	MI 7	MI 7	TR	118088	510029	2610	505038	153808	41
1/2014	MI 7	MI 7	TR	118088	510029	2610	521008	11616	2
1/2014	MI 7	MI 7	TR	118088	511158	48644	505038	153808	18
1/2014	MI 7	MI 7	TR	118148	505108	243097	521008	11616	62
1/2014	MI 7	MI 7	TR	118148	505108	243097	521098	108641	18
1/2014	MI 7	MI 7	TR	118148	505108	243097	521116	42078	108
1/2014	MI 7	MI 7	TR	118148	505108	243097	521604	150409	199
1/2014	MI 7	MI 7	TR	118148	505108	243097	521622	110850	61
1/2014	MI 7	MI 7	TR	118148	505108	243097	521962	139401	32
1/2014	MI 7	MI 7	TR	118148	510005	246067	521008	11616	10
1/2014	MI 7	MI 7	TR	118148	510005	246067	521098	108641	27
1/2014	MI 7	MI 7	TR	118148	510005	246067	521116	42078	65
1/2014	MI 7	MI 7	TR	118148	510005	246067	521604	150409	120
1/2014	MI 7	MI 7	TR	118148	510005	246067	521622	110850	31
1/2014	MI 7	MI 7	TR	118148	510005	246067	521962	139401	9
1/2014	MI 7	MI 7	TR	118148	511136	277072	521116	42078	65
1/2014	MI 7	MI 7	TR	118148	511136	277072	521604	150409	9
1/2014	MI 7	MI 7	TR	118148	511136	277072	521622	110850	138
1/2014	MI 7	MI 7	TR	118148	511136	277072	521962	139401	12
1/2014	MI 7	MI 7	TR	118148	513022	338686	505038	153808	21
1/2014	MI 7	MI 7	TR	118148	513022	338686	521604	150409	38
1/2014	MI 7	MI 7	TR	118148	513022	338686	521622	110850	121
1/2014	MI 7	MI 7	TR	118231	505230	153728	505541	1181282	15
1/2014	MI 7	MI 7	TR	118231	505230	153728	521098	108641	12
1/2014	MI 7	MI 7	TR	118231	511158	48644	505541	1181282	219
1/2014	MI 7	MI 7	TR	118249	505038	153808	505108	243097	25
1/2014	MI 7	MI 7	TR	118268	511136	277072	521008	11616	9
1/2014	MI 7	MI 7	TR	118268	511136	277072	521116	42078	31
1/2014	MI 7	MI 7	TR	118268	511136	277072	521122	11751	60
1/2014	MI 7	MI 7	TR	118268	511136	277072	521144	11580	30
1/2014	MI 7	MI 7	TR	118268	511136	277072	521604	150409	550

**ANR Pipeline Company
 Transportation Services
 Fuel By Route Analysis**
VASCR351

 Reporting Year: *January - December 2014*
 Production Period: 01/2014

<u>Production Period</u>	<u>Receipt Segment</u>	<u>Delivery Segment</u>	<u>Service Class</u>	<u>Svc Req Contract</u>	<u>Receipt Location</u>	<u>Receipt Loc Prop</u>	<u>Delivery Location</u>	<u>Delivery Loc Prop</u>	<u>Fuel Quantity</u>
1/2014	MI 7	MI 7	TR	118268	511136	277072	521962	139401	57
1/2014	MI 7	MI 7	TR	118268	511136	277072	523052	467243	120
1/2014	MI 7	MI 7	TR	118268	513022	338686	521122	11751	2
1/2014	MI 7	MI 7	TR	118268	513022	338686	521144	11580	1
1/2014	MI 7	MI 7	TR	118268	513022	338686	521604	150409	2
1/2014	MI 7	MI 7	TR	118268	513022	338686	521962	139401	2
1/2014	MI 7	MI 7	TR	118268	513022	338686	523052	467243	4
1/2014	MI 7	MI 7	TR	118840	505038	153808	523025	338685	1,488
1/2014	MI 7	MI 7	TR	119958	505038	153808	523014	318733	405
1/2014	MI 7	MI 7	TR	119958	505230	153728	523014	318733	189
1/2014	MI 7	MI 7	TR	119963	505038	153808	521058	282435	127
1/2014	MI 7	MI 7	TR	119963	505230	153728	521058	282435	73
1/2014	MI 7	MI 7	TR	119973	510036	142164	523074	1292925	94
1/2014	MI 7	MI 7	TR	119990	505038	153808	521008	11616	625
1/2014	MI 7	MI 7	TR	120144	505038	153808	521008	11616	715
1/2014	MI 7	MI 7	TR	120144	505038	153808	521138	11680	1
1/2014	MI 7	MI 7	TR	120144	505038	153808	521636	22992	25
1/2014	MI 7	MI 7	TR	120144	505038	153808	521670	40468	15
1/2014	MI 7	MI 7	TR	120592	505038	153808	520021	40785	13,812
1/2014	MI 7	MI 7	TR	120802	505038	153808	505108	243097	187
1/2014	MI 7	MI 7	TR	120802	505038	153808	511136	277072	137
1/2014	MI 7	MI 7	TR	120802	505038	153808	521116	42078	28
1/2014	MI 7	MI 7	TR	120802	505038	153808	521622	110850	90
1/2014	MI 7	MI 7	TR	120802	505038	153808	521636	22992	61
1/2014	MI 7	MI 7	TR	120802	505038	153808	521948	4492	1
1/2014	MI 7	MI 7	TR	120802	505038	153808	523025	338685	146
1/2014	MI 7	MI 7	TR	120802	511136	277072	505038	153808	4
1/2014	MI 7	MI 7	TR	120802	513022	338686	505038	153808	144
1/2014	MI 7	MI 7	TR	120903	505038	153808	523008	312117	1,635
1/2014	MI 7	MI 7	TR	120903	505230	153728	523008	312117	34
1/2014	MI 7	MI 7	TR	120953	505038	153808	521098	108641	58
1/2014	MI 7	MI 7	TR	120953	505038	153808	521622	110850	24
1/2014	MI 7	MI 7	TR	120953	505038	153808	521932	138744	433

**ANR Pipeline Company
 Transportation Services
 Fuel By Route Analysis**
VASCR351

 Reporting Year: *January - December 2014*
 Production Period: **01/2014**

<u>Production Period</u>	<u>Receipt Segment</u>	<u>Delivery Segment</u>	<u>Service Class</u>	<u>Svc Req Contract</u>	<u>Receipt Location</u>	<u>Receipt Loc Prop</u>	<u>Delivery Location</u>	<u>Delivery Loc Prop</u>	<u>Fuel Quantity</u>
1/2014	MI 7	MI 7	TR	120953	505108	243097	505038	153808	52
1/2014	MI 7	MI 7	TR	120953	505108	243097	521138	11680	1
1/2014	MI 7	MI 7	TR	120953	510005	246067	505038	153808	14
1/2014	MI 7	MI 7	TR	120953	513022	338686	505038	153808	6
1/2014	MI 7	MI 7	TR	121075	505038	153808	505108	243097	24
1/2014	MI 7	MI 7	TR	121075	505108	243097	521008	11616	78
1/2014	MI 7	MI 7	TR	121086	511136	277072	521118	11578	9
1/2014	MI 7	MI 7	TR	121086	511136	277072	521122	11751	3
1/2014	MI 7	MI 7	TR	121086	511136	277072	521124	11562	3
1/2014	MI 7	MI 7	TR	121086	511136	277072	521138	11680	6
1/2014	MI 7	MI 7	TR	121086	511136	277072	521670	40468	6
1/2014	MI 7	MI 7	TR	121099	511176	44783	505038	153808	10
1/2014	MI 7	MI 7	TR	121099	511178	40476	505038	153808	30
1/2014	MI 7	MI 7	TR	121099	513050	463539	505038	153808	62
1/2014	MI 7	MI 7	TR	121171	505038	153808	510005	246067	95
1/2014	MI 7	MI 7	TR	121984	505038	153808	521008	11616	13
1/2014	MI 7	MI 7	TR	121984	505038	153808	521074	40470	1
1/2014	MI 7	MI 7	TR	121984	505038	153808	521142	40477	7
1/2014	MI 7	MI 7	TR	121984	505038	153808	521158	11581	3
1/2014	MI 7	MI 7	TR	121984	505038	153808	521636	22992	20
1/2014	MI 7	MI 7	TR	121984	511136	277072	505038	153808	11
1/2014	MI 7	MI 7	TR	121985	511136	277072	505038	153808	7
1/2014	MI 7	MI 7	TR	121986	505038	153808	521636	22992	38
1/2014	MI 7	MI 7	TR	121987	505038	153808	521636	22992	36
1/2014	MI 7	MI 7	TR	121988	505038	153808	521636	22992	14
1/2014	MI 7	MI 7	TR	121990	511136	277072	505038	153808	2
1/2014	MI 7	MI 7	TR	121991	505038	153808	521008	11616	21
1/2014	MI 7	MI 7	TR	121991	505038	153808	521142	40477	2
1/2014	MI 7	MI 7	TR	121991	505038	153808	521158	11581	4
1/2014	MI 7	MI 7	TR	121991	505038	153808	521636	22992	8
1/2014	MI 7	MI 7	TR	121991	505038	153808	521690	40892	33
1/2014	MI 7	MI 7	TR	122002	505038	153808	521074	40470	12
1/2014	MI 7	MI 7	TR	122002	505038	153808	521098	108641	4

**ANR Pipeline Company
 Transportation Services
 Fuel By Route Analysis**
VASCR351

 Reporting Year: *January - December 2014*
 Production Period: 01/2014

<u>Production Period</u>	<u>Receipt Segment</u>	<u>Delivery Segment</u>	<u>Service Class</u>	<u>Svc Req Contract</u>	<u>Receipt Location</u>	<u>Receipt Loc Prop</u>	<u>Delivery Location</u>	<u>Delivery Loc Prop</u>	<u>Fuel Quantity</u>
1/2014	MI 7	MI 7	TR	122002	505038	153808	521142	40477	1
1/2014	MI 7	MI 7	TR	122002	510005	246067	505038	153808	26
1/2014	MI 7	MI 7	TR	122002	510005	246067	521074	40470	22
1/2014	MI 7	MI 7	TR	122002	510005	246067	521098	108641	104
1/2014	MI 7	MI 7	TR	122002	510005	246067	521142	40477	49
1/2014	MI 7	MI 7	TR	122002	510005	246067	521144	11580	64
1/2014	MI 7	MI 7	TR	122002	510005	246067	521146	11785	13
1/2014	MI 7	MI 7	TR	122002	510005	246067	521154	11574	22
1/2014	MI 7	MI 7	TR	122002	510005	246067	521156	11572	9
1/2014	MI 7	MI 7	TR	122002	510005	246067	521158	11581	9
1/2014	MI 7	MI 7	TR	122002	510005	246067	521162	11748	5
1/2014	MI 7	MI 7	TR	122002	510005	246067	521690	40892	30
1/2014	MI 7	MI 7	TR	122002	511162	153853	521074	40470	18
1/2014	MI 7	MI 7	TR	122002	511162	153853	521116	42078	18
1/2014	MI 7	MI 7	TR	122002	511162	153853	521142	40477	3
1/2014	MI 7	MI 7	TR	122002	511162	153853	521144	11580	5
1/2014	MI 7	MI 7	TR	122002	511162	153853	521146	11785	2
1/2014	MI 7	MI 7	TR	122006	511162	153853	505017	139249	2,395
1/2014	MI 7	MI 7	TR	122011	505038	153808	505108	243097	2,529
1/2014	MI 7	MI 7	TR	122011	505038	153808	521008	11616	2,354
1/2014	MI 7	MI 7	TR	122065	511136	277072	521104	40849	378
1/2014	MI 7	MI 7	TR	122065	511136	277072	521704	40832	882
1/2014	MI 7	MI 7	TR	122065	511144	48642	521704	40832	2,648
1/2014	MI 7	MI 7	TR	122069	505038	153808	523025	338685	89
1/2014	MI 7	MI 7	TR	122086	505038	153808	521008	11616	485
1/2014	MI 7	MI 7	TR	122086	505038	153808	521014	153852	376
1/2014	MI 7	MI 7	TR	122086	505038	153808	521016	4196	14
1/2014	MI 7	MI 7	TR	122086	505038	153808	521098	108641	31
1/2014	MI 7	MI 7	TR	122086	505038	153808	521116	42078	108
1/2014	MI 7	MI 7	TR	122086	505038	153808	521118	11578	232
1/2014	MI 7	MI 7	TR	122086	505038	153808	521122	11751	56
1/2014	MI 7	MI 7	TR	122086	505038	153808	521124	11562	31
1/2014	MI 7	MI 7	TR	122086	505038	153808	521138	11680	486

**ANR Pipeline Company
 Transportation Services
 Fuel By Route Analysis**

VASCR351

Reporting Year: *January - December 2014*
 Production Period: **01/2014**

<u>Production Period</u>	<u>Receipt Segment</u>	<u>Delivery Segment</u>	<u>Service Class</u>	<u>Svc Req Contract</u>	<u>Receipt Location</u>	<u>Receipt Loc Prop</u>	<u>Delivery Location</u>	<u>Delivery Loc Prop</u>	<u>Fuel Quantity</u>
1/2014	MI 7	MI 7	TR	122086	505038	153808	521142	40477	133
1/2014	MI 7	MI 7	TR	122086	505038	153808	521144	11580	14
1/2014	MI 7	MI 7	TR	122086	505038	153808	521146	11785	23
1/2014	MI 7	MI 7	TR	122086	505038	153808	521162	11748	152
1/2014	MI 7	MI 7	TR	122086	505038	153808	521622	110850	108
1/2014	MI 7	MI 7	TR	122086	505038	153808	521636	22992	174
1/2014	MI 7	MI 7	TR	122086	505038	153808	521670	40468	52
1/2014	MI 7	MI 7	TR	122086	505038	153808	521932	138744	199
1/2014	MI 7	MI 7	TR	122086	505038	153808	521942	198847	46
1/2014	MI 7	MI 7	TR	122086	505038	153808	521948	4492	67
1/2014	MI 7	MI 7	TR	122086	505038	153808	521962	139401	69
1/2014	MI 7	MI 7	TR	122086	505038	153808	523052	467243	75
1/2014	MI 7	MI 7	TR	122086	505038	153808	523059	703495	1,071
1/2014	MI 7	MI 7	TR	122086	505108	243097	521008	11616	8
1/2014	MI 7	MI 7	TR	122086	505108	243097	521014	153852	37
1/2014	MI 7	MI 7	TR	122086	505108	243097	521098	108641	2
1/2014	MI 7	MI 7	TR	122086	505108	243097	521118	11578	4
1/2014	MI 7	MI 7	TR	122086	505108	243097	521124	11562	1
1/2014	MI 7	MI 7	TR	122086	505108	243097	521138	11680	18
1/2014	MI 7	MI 7	TR	122086	505108	243097	521142	40477	3
1/2014	MI 7	MI 7	TR	122086	505108	243097	521162	11748	4
1/2014	MI 7	MI 7	TR	122086	505108	243097	521670	40468	1
1/2014	MI 7	MI 7	TR	122086	505108	243097	521942	198847	2
1/2014	MI 7	MI 7	TR	122086	505108	243097	521948	4492	3
1/2014	MI 7	MI 7	TR	122086	505108	243097	521962	139401	3
1/2014	MI 7	MI 7	TR	122086	510005	246067	505038	153808	114
1/2014	MI 7	MI 7	TR	122086	510005	246067	521008	11616	216
1/2014	MI 7	MI 7	TR	122086	510005	246067	521116	42078	14
1/2014	MI 7	MI 7	TR	122086	510005	246067	521636	22992	27
1/2014	MI 7	MI 7	TR	122086	510029	2610	505038	153808	7
1/2014	MI 7	MI 7	TR	122086	511128	139396	523059	703495	35
1/2014	MI 7	MI 7	TR	122086	511136	277072	505038	153808	188
1/2014	MI 7	MI 7	TR	122086	511136	277072	521008	11616	124

ANR Pipeline Company Transportation Services Fuel By Route Analysis

VASCR351

Reporting Year: *January - December 2014*
 Production Period: 01/2014

<u>Production Period</u>	<u>Receipt Segment</u>	<u>Delivery Segment</u>	<u>Service Class</u>	<u>Svc Req Contract</u>	<u>Receipt Location</u>	<u>Receipt Loc Prop</u>	<u>Delivery Location</u>	<u>Delivery Loc Prop</u>	<u>Fuel Quantity</u>
1/2014	MI 7	MI 7	TR	122086	511136	277072	521014	153852	53
1/2014	MI 7	MI 7	TR	122086	511136	277072	521098	108641	2
1/2014	MI 7	MI 7	TR	122086	511136	277072	521116	42078	17
1/2014	MI 7	MI 7	TR	122086	511136	277072	521118	11578	17
1/2014	MI 7	MI 7	TR	122086	511136	277072	521124	11562	3
1/2014	MI 7	MI 7	TR	122086	511136	277072	521138	11680	146
1/2014	MI 7	MI 7	TR	122086	511136	277072	521142	40477	22
1/2014	MI 7	MI 7	TR	122086	511136	277072	521162	11748	28
1/2014	MI 7	MI 7	TR	122086	511136	277072	521636	22992	124
1/2014	MI 7	MI 7	TR	122086	511136	277072	521670	40468	2
1/2014	MI 7	MI 7	TR	122086	511136	277072	521942	198847	14
1/2014	MI 7	MI 7	TR	122086	511136	277072	521948	4492	14
1/2014	MI 7	MI 7	TR	122086	511136	277072	521962	139401	21
1/2014	MI 7	MI 7	TR	122086	511136	277072	523052	467243	9
1/2014	MI 7	MI 7	TR	122086	511158	48644	505038	153808	369
1/2014	MI 7	MI 7	TR	122171	505038	153808	505108	243097	2,920
1/2014	MI 7	MI 7	TR	122174	505038	153808	521008	11616	286
1/2014	MI 7	MI 7	TR	122174	505038	153808	521080	138675	92
1/2014	MI 7	MI 7	TR	122174	505038	153808	521932	138744	2
1/2014	MI 7	MI 7	TR	122174	505108	243097	521116	42078	4
1/2014	MI 7	MI 7	TR	122174	505108	243097	521962	139401	4
1/2014	MI 7	MI 7	TR	122174	511158	48644	521080	138675	224
1/2014	MI 7	MI 7	TR	122174	511158	48644	521098	108641	1
1/2014	MI 7	MI 7	TR	122174	511158	48644	521116	42078	4
1/2014	MI 7	MI 7	TR	122174	511158	48644	521670	40468	4
1/2014	MI 7	MI 7	TR	122174	511158	48644	521932	138744	1
1/2014	MI 7	MI 7	TR	122174	511158	48644	521962	139401	6
1/2014	MI 7	MI 7	TR	122177	505038	153808	505108	243097	541
1/2014	MI 7	MI 7	TR	122177	505038	153808	521636	22992	161
1/2014	MI 7	MI 7	TR	122177	505108	243097	505038	153808	7
1/2014	MI 7	MI 7	TR	122177	511136	277072	505038	153808	30
1/2014	MI 7	MI 7	TR	122187	505038	153808	521008	11616	86
1/2014	MI 7	MI 7	TR	122187	505038	153808	521690	40892	92

**ANR Pipeline Company
 Transportation Services
 Fuel By Route Analysis**

VASCR351

Reporting Year: *January - December 2014*
 Production Period: **01/2014**

<u>Production Period</u>	<u>Receipt Segment</u>	<u>Delivery Segment</u>	<u>Service Class</u>	<u>Svc Req Contract</u>	<u>Receipt Location</u>	<u>Receipt Loc Prop</u>	<u>Delivery Location</u>	<u>Delivery Loc Prop</u>	<u>Fuel Quantity</u>
1/2014	MI 7	MI 7	TR	122248	505108	243097	521690	40892	35
1/2014	MI 7	MI 7	TR	122262	505038	153808	505108	243097	5
1/2014	MI 7	MI 7	TR	122264	505038	153808	521016	4196	435
1/2014	MI 7	MI 7	TR	122264	505038	153808	521116	42078	8
1/2014	MI 7	MI 7	TR	122264	505108	243097	505038	153808	13
1/2014	MI 7	MI 7	TR	122264	511136	277072	505038	153808	28
1/2014	MI 7	MI 7	TR	122265	511162	153853	505038	153808	6
1/2014	MI 7	MI 7	TR	122265	511162	153853	521074	40470	681
1/2014	MI 7	MI 7	TR	122265	511162	153853	521118	11578	5
1/2014	MI 7	MI 7	TR	122265	511162	153853	521122	11751	6
1/2014	MI 7	MI 7	TR	122265	511162	153853	521124	11562	30
1/2014	MI 7	MI 7	TR	122265	511162	153853	521138	11680	35
1/2014	MI 7	MI 7	TR	122265	511162	153853	521142	40477	80
1/2014	MI 7	MI 7	TR	122265	511162	153853	521144	11580	8
1/2014	MI 7	MI 7	TR	122265	511162	153853	521146	11785	38
1/2014	MI 7	MI 7	TR	122265	511162	153853	521154	11574	35
1/2014	MI 7	MI 7	TR	122265	511162	153853	521156	11572	41
1/2014	MI 7	MI 7	TR	122265	511162	153853	521158	11581	65
1/2014	MI 7	MI 7	TR	122265	511162	153853	521162	11748	36
1/2014	MI 7	MI 7	TR	122265	511162	153853	521670	40468	8
1/2014	MI 7	MI 7	TR	122266	505038	153808	521144	11580	31
1/2014	MI 7	MI 7	TR	122266	505038	153808	521162	11748	31
1/2014	MI 7	MI 7	TR	122266	505123	261474	521142	40477	31
1/2014	MI 7	MI 7	TR	122266	511162	153853	521146	11785	62
1/2014	MI 7	MI 7	TR	122267	511162	153853	521074	40470	4
1/2014	MI 7	MI 7	TR	122267	511162	153853	521142	40477	2
1/2014	MI 7	MI 7	TR	122267	511162	153853	521144	11580	6
1/2014	MI 7	MI 7	TR	122267	511162	153853	521158	11581	2
1/2014	MI 7	MI 7	TR	122269	505038	153808	521932	138744	5
1/2014	MI 7	MI 7	TR	122271	505038	153808	521690	40892	14
1/2014	MI 7	MI 7	TR	122271	505038	153808	523008	312117	715
1/2014	MI 7	MI 7	TR	122816	505038	153808	521008	11616	300
1/2014	MI 7	MI 7	TR	122816	505038	153808	521622	110850	12

**ANR Pipeline Company
 Transportation Services
 Fuel By Route Analysis**

VASCR351

Reporting Year: *January - December 2014*
 Production Period: **01/2014**

<u>Production Period</u>	<u>Receipt Segment</u>	<u>Delivery Segment</u>	<u>Service Class</u>	<u>Svc Req Contract</u>	<u>Receipt Location</u>	<u>Receipt Loc Prop</u>	<u>Delivery Location</u>	<u>Delivery Loc Prop</u>	<u>Fuel Quantity</u>
1/2014	MI 7	MI 7	TR	122816	505038	153808	521690	40892	12
1/2014	MI 7	MI 7	TR	122816	505038	153808	523008	312117	132
1/2014	MI 7	MI 7	TR	122816	511136	277072	521008	11616	30
1/2014	MI 7	MI 7	TR	122837	505038	153808	521030	282436	1,642
1/2014	MI 7	MI 7	TR	122837	505108	243097	521030	282436	180
1/2014	MI 7	MI 7	TR	122837	505230	153728	521030	282436	106
1/2014	MI 7	MI 7	TR	122837	510005	246067	521030	282436	59
1/2014	MI 7	MI 7	TR	122837	510029	2610	521030	282436	44
1/2014	MI 7	MI 7	TR	122837	511136	277072	521030	282436	65
1/2014	MI 7	MI 7	TR	122837	511158	48644	521030	282436	93
1/2014	MI 7	MI 7	TR	122954	505038	153808	505108	243097	559
1/2014	MI 7	MI 7	TR	122977	505038	153808	505108	243097	36
1/2014	MI 7	MI 7	TR	122977	505038	153808	521636	22992	177
1/2014	MI 7	MI 7	TR	122977	505038	153808	521690	40892	46
1/2014	MI 7	MI 7	TR	122977	510005	246067	505038	153808	16
1/2014	MI 7	MI 7	TR	123152	505038	153808	521074	40470	62
1/2014	MI 7	MI 7	TR	123152	505038	153808	521142	40477	34
1/2014	MI 7	MI 7	TR	123152	505038	153808	521144	11580	39
1/2014	MI 7	MI 7	TR	123152	505038	153808	521146	11785	8
1/2014	MI 7	MI 7	TR	123152	505038	153808	521154	11574	83
1/2014	MI 7	MI 7	TR	123152	505038	153808	521156	11572	19
1/2014	MI 7	MI 7	TR	123152	505038	153808	521158	11581	28
1/2014	MI 7	MI 7	TR	123152	505038	153808	521162	11748	18
1/2014	MI 7	MI 7	TR	123152	511158	48644	505038	153808	25
1/2014	MI 7	MI 7	TR	123223	505038	153808	510005	246067	120
1/2014	MI 7	MI 7	TR	123223	505038	153808	521008	11616	89
1/2014	MI 7	MI 7	TR	123223	505038	153808	521016	4196	204
1/2014	MI 7	MI 7	TR	123223	505038	153808	521030	282436	357
1/2014	MI 7	MI 7	TR	123223	505038	153808	521116	42078	27
1/2014	MI 7	MI 7	TR	123223	505038	153808	521138	11680	18
1/2014	MI 7	MI 7	TR	123223	505038	153808	521636	22992	72
1/2014	MI 7	MI 7	TR	123223	505038	153808	521690	40892	286
1/2014	MI 7	MI 7	TR	123223	505038	153808	521932	138744	69

**ANR Pipeline Company
 Transportation Services
 Fuel By Route Analysis**

VASCR351

Reporting Year: *January - December 2014*
 Production Period: 01/2014

<u>Production Period</u>	<u>Receipt Segment</u>	<u>Delivery Segment</u>	<u>Service Class</u>	<u>Svc Req Contract</u>	<u>Receipt Location</u>	<u>Receipt Loc Prop</u>	<u>Delivery Location</u>	<u>Delivery Loc Prop</u>	<u>Fuel Quantity</u>
1/2014	MI 7	MI 7	TR	123223	510005	246067	505038	153808	149
1/2014	MI 7	MI 7	TR	123223	510005	246067	521008	11616	60
1/2014	MI 7	MI 7	TR	123223	510005	246067	521030	282436	9
1/2014	MI 7	MI 7	TR	123223	510005	246067	521116	42078	178
1/2014	MI 7	MI 7	TR	123223	510005	246067	521622	110850	58
1/2014	MI 7	MI 7	TR	123223	510005	246067	521690	40892	33
1/2014	MI 7	MI 7	TR	123224	505038	153808	521016	4196	84
1/2014	MI 7	MI 7	TR	123224	505038	153808	521030	282436	84
1/2014	MI 7	MI 7	TR	123224	510005	246067	505038	153808	56
1/2014	MI 7	MI 7	TR	123224	510005	246067	521690	40892	13
1/2014	MI 7	MI 7	TR	123265	511162	153853	521074	40470	9
1/2014	MI 7	MI 7	TR	123265	511162	153853	521142	40477	7
1/2014	MI 7	MI 7	TR	123265	511162	153853	521144	11580	9
1/2014	MI 7	MI 7	TR	123265	511162	153853	521146	11785	8
1/2014	MI 7	MI 7	TR	123265	511162	153853	521154	11574	2
1/2014	MI 7	MI 7	TR	123265	511162	153853	521156	11572	3
1/2014	MI 7	MI 7	TR	123265	511162	153853	521162	11748	6
1/2014	MI 7	MI 7	TR	123268	511136	277072	505038	153808	5
1/2014	MI 7	MI 7	TR	123268	511136	277072	521154	11574	3
1/2014	MI 7	MI 7	TR	123269	505038	153808	521142	40477	1
1/2014	MI 7	MI 7	TR	123269	505038	153808	521146	11785	2
1/2014	MI 7	MI 7	TR	123269	505038	153808	521158	11581	5
1/2014	MI 7	MI 7	TR	123269	505038	153808	521932	138744	7
1/2014	MI 7	MI 7	TR	123269	510005	246067	521144	11580	5
1/2014	MI 7	MI 7	TR	123269	510005	246067	521154	11574	3
1/2014	MI 7	MI 7	TR	123269	511162	153853	521144	11580	3
1/2014	MI 7	MI 7	TR	123272	505038	153808	521124	11562	1
1/2014	MI 7	MI 7	TR	123272	511136	277072	505038	153808	16
1/2014	MI 7	MI 7	TR	123283	505038	153808	521118	11578	4
1/2014	MI 7	MI 7	TR	123283	505038	153808	521124	11562	3
1/2014	MI 7	MI 7	TR	123283	505038	153808	521138	11680	12
1/2014	MI 7	MI 7	TR	123283	505038	153808	521636	22992	18
1/2014	MI 7	MI 7	TR	123283	505038	153808	521670	40468	9

ANR Pipeline Company Transportation Services Fuel By Route Analysis

VASCR351

Reporting Year: *January - December 2014*
 Production Period: **01/2014**

<u>Production Period</u>	<u>Receipt Segment</u>	<u>Delivery Segment</u>	<u>Service Class</u>	<u>Svc Req Contract</u>	<u>Receipt Location</u>	<u>Receipt Loc Prop</u>	<u>Delivery Location</u>	<u>Delivery Loc Prop</u>	<u>Fuel Quantity</u>
1/2014	MI 7	MI 7	TR	123283	505108	243097	521690	40892	27
1/2014	MI 7	MI 7	TR	123284	505108	243097	521690	40892	24
1/2014	MI 7	MI 7	TR	123284	511162	153853	521074	40470	27
1/2014	MI 7	MI 7	TR	123284	511162	153853	521142	40477	30
1/2014	MI 7	MI 7	TR	123284	511162	153853	521144	11580	71
1/2014	MI 7	MI 7	TR	123284	511162	153853	521146	11785	3
1/2014	MI 7	MI 7	TR	123284	511162	153853	521154	11574	5
1/2014	MI 7	MI 7	TR	123284	511162	153853	521162	11748	8
1/2014	MI 7	MI 7	TR	123288	505038	153808	505137	320550	3
1/2014	MI 7	MI 7	TR	123288	505038	153808	521098	108641	29
1/2014	MI 7	MI 7	TR	123288	505038	153808	521622	110850	44
1/2014	MI 7	MI 7	TR	123288	505038	153808	521636	22992	88
1/2014	MI 7	MI 7	TR	123288	505038	153808	523008	312117	67
1/2014	MI 7	MI 7	TR	123291	505038	153808	523008	312117	133
1/2014	MI 7	MI 7	TR	123294	505038	153808	505137	320550	9
1/2014	MI 7	MI 7	TR	123294	505038	153808	510005	246067	15
1/2014	MI 7	MI 7	TR	123294	505038	153808	523008	312117	66
1/2014	MI 7	MI 7	TR	123301	505038	153808	521932	138744	6
1/2014	MI 7	MI 7	TR	123315	505038	153808	521932	138744	31
1/2014	MI 7	MI 7	TR	123318	505038	153808	521948	4492	31
1/2014	MI 7	MI 7	TR	123324	505038	153808	521932	138744	1
1/2014	MI 7	MI 7	TR	123325	505038	153808	521932	138744	3
1/2014	MI 7	MI 7	TR	123334	505038	153808	521932	138744	92
1/2014	MI 7	MI 7	TR	123351	505038	153808	521932	138744	247
1/2014	MI 7	MI 7	TR	123362	505038	153808	521932	138744	31
1/2014	MI 7	MI 7	TR	123393	505038	153808	523059	703495	11
1/2014	MI 7	MI 7	TR	123403	505038	153808	521932	138744	31
1/2014	MI 7	MI 7	TR	123419	505038	153808	521948	4492	28
1/2014	MI 7	MI 7	TR	123422	505038	153808	521948	4492	25
1/2014	MI 7	MI 7	TR	123459	505038	153808	521932	138744	10
1/2014	MI 7	MI 7	TR	123489	505038	153808	521932	138744	11
1/2014	MI 7	MI 7	TR	123495	505038	153808	521008	11616	8
1/2014	MI 7	MI 7	TR	123495	505038	153808	521016	4196	14

ANR Pipeline Company Transportation Services Fuel By Route Analysis

VASCR351

Reporting Year: *January - December 2014*
 Production Period: 01/2014

<u>Production Period</u>	<u>Receipt Segment</u>	<u>Delivery Segment</u>	<u>Service Class</u>	<u>Svc Req Contract</u>	<u>Receipt Location</u>	<u>Receipt Loc Prop</u>	<u>Delivery Location</u>	<u>Delivery Loc Prop</u>	<u>Fuel Quantity</u>
1/2014	MI 7	MI 7	TR	123495	505038	153808	521116	42078	287
1/2014	MI 7	MI 7	TR	123495	505038	153808	521622	110850	43
1/2014	MI 7	MI 7	TR	123495	505038	153808	521636	22992	22
1/2014	MI 7	MI 7	TR	123495	505038	153808	521932	138744	205
1/2014	MI 7	MI 7	TR	123495	505038	153808	523059	703495	46
1/2014	MI 7	MI 7	TR	123495	505108	243097	521622	110850	14
1/2014	MI 7	MI 7	TR	123495	510005	246067	521116	42078	66
1/2014	MI 7	MI 7	TR	123495	510005	246067	521636	22992	6
1/2014	MI 7	MI 7	TR	123495	510029	2610	505038	153808	96
1/2014	MI 7	MI 7	TR	123495	510029	2610	521116	42078	29
1/2014	MI 7	MI 7	TR	123495	511128	139396	521932	138744	36
1/2014	MI 7	MI 7	TR	123495	511136	277072	505038	153808	51
1/2014	MI 7	MI 7	TR	123495	511158	48644	505038	153808	36
1/2014	MI 7	MI 7	TR	123539	505038	153808	521932	138744	31
1/2014	MI 7	MI 7	TR	123566	505038	153808	521008	11616	5
1/2014	MI 7	MI 7	TR	123566	505038	153808	521636	22992	12
1/2014	MI 7	MI 7	TR	123631	505038	153808	505137	320550	29
1/2014	MI 7	MI 7	TR	123631	505038	153808	505415	384818	182
1/2014	MI 7	MI 7	TR	123631	505038	153808	521008	11616	1,656
1/2014	MI 7	MI 7	TR	123631	505038	153808	521098	108641	72
1/2014	MI 7	MI 7	TR	123631	505038	153808	521622	110850	565
1/2014	MI 7	MI 7	TR	123631	505038	153808	521636	22992	94
1/2014	MI 7	MI 7	TR	123631	505038	153808	521690	40892	25
1/2014	MI 7	MI 7	TR	123631	505038	153808	523008	312117	352
1/2014	MI 7	MI 7	TR	123631	510029	2610	521622	110850	89
1/2014	MI 7	MI 7	TR	123631	511128	139396	521098	108641	210
1/2014	MI 7	MI 7	TR	123631	511128	139396	521622	110850	97
1/2014	MI 7	MI 7	TR	123631	511128	139396	521636	22992	126
1/2014	MI 7	MI 7	TR	123631	511136	277072	505038	153808	2
1/2014	MI 7	MI 7	TR	123631	511136	277072	505415	384818	36
1/2014	MI 7	MI 7	TR	123631	511136	277072	521008	11616	164
1/2014	MI 7	MI 7	TR	123631	511136	277072	521622	110850	4
1/2014	MI 7	MI 7	TR	123643	511136	277072	505038	153808	9

**ANR Pipeline Company
 Transportation Services
 Fuel By Route Analysis**

VASCR351

Reporting Year: *January - December 2014*
 Production Period: 01/2014

<u>Production Period</u>	<u>Receipt Segment</u>	<u>Delivery Segment</u>	<u>Service Class</u>	<u>Svc Req Contract</u>	<u>Receipt Location</u>	<u>Receipt Loc Prop</u>	<u>Delivery Location</u>	<u>Delivery Loc Prop</u>	<u>Fuel Quantity</u>
1/2014	MI 7	MI 7	TR	123648	505038	153808	521074	40470	2
1/2014	MI 7	MI 7	TR	123648	505038	153808	521144	11580	7
1/2014	MI 7	MI 7	TR	123648	511162	153853	521074	40470	5
1/2014	MI 7	MI 7	TR	123713	505038	153808	521008	11616	61
1/2014	MI 7	MI 7	TR	123715	505108	243097	521008	11616	255
1/2014	MI 7	MI 7	TR	123731	505108	243097	521008	11616	162
1/2014	MI 7	MI 7	TR	123731	511158	48644	521606	216654	47
1/2014	MI 7	MI 7	TR	123735	511158	48644	521690	40892	1,022
1/2014	MI 7	MI 7	TR	123736	505038	153808	521116	42078	22
1/2014	MI 7	MI 7	TR	123739	505038	153808	510005	246067	33
1/2014	MI 7	MI 7	TR	123739	505038	153808	521008	11616	345
1/2014	MI 7	MI 7	TR	123739	505038	153808	521016	4196	71
1/2014	MI 7	MI 7	TR	123739	505038	153808	521030	282436	390
1/2014	MI 7	MI 7	TR	123739	505038	153808	521074	40470	4
1/2014	MI 7	MI 7	TR	123739	505038	153808	521118	11578	22
1/2014	MI 7	MI 7	TR	123739	505038	153808	521636	22992	22
1/2014	MI 7	MI 7	TR	123739	505038	153808	521670	40468	16
1/2014	MI 7	MI 7	TR	123739	505038	153808	521690	40892	31
1/2014	MI 7	MI 7	TR	123739	510005	246067	505038	153808	50
1/2014	MI 7	MI 7	TR	123739	510005	246067	521008	11616	8
1/2014	MI 7	MI 7	TR	123739	510005	246067	521030	282436	34
1/2014	MI 7	MI 7	TR	123739	510005	246067	521670	40468	1
1/2014	MI 7	MI 7	TR	123739	510005	246067	521690	40892	60
1/2014	MI 7	MI 7	TR	123739	511136	277072	521030	282436	36
1/2014	MI 7	MI 7	TR	123739	511158	48644	505038	153808	34
1/2014	MI 7	MI 7	TR	123756	505038	153808	521098	108641	1
1/2014	MI 7	MI 7	TR	123756	505038	153808	521138	11680	9
1/2014	MI 7	MI 7	TR	123756	505038	153808	521622	110850	31
1/2014	MI 7	MI 7	TR	123756	505038	153808	521932	138744	36
1/2014	MI 7	MI 7	TR	123756	505108	243097	521622	110850	9
1/2014	MI 7	MI 7	TR	123756	511136	277072	505038	153808	39
1/2014	MI 7	MI 7	TR	123756	511136	277072	521138	11680	3
1/2014	MI 7	MI 7	TR	123756	511144	48642	521932	138744	18

**ANR Pipeline Company
 Transportation Services
 Fuel By Route Analysis**

VASCR351

Reporting Year: *January - December 2014*
 Production Period: 01/2014

<u>Production Period</u>	<u>Receipt Segment</u>	<u>Delivery Segment</u>	<u>Service Class</u>	<u>Svc Req Contract</u>	<u>Receipt Location</u>	<u>Receipt Loc Prop</u>	<u>Delivery Location</u>	<u>Delivery Loc Prop</u>	<u>Fuel Quantity</u>
1/2014	MI 7	MI 7	TR	123759	505038	153808	521008	11616	1,662
1/2014	MI 7	MI 7	TR	123759	505038	153808	521116	42078	8
1/2014	MI 7	MI 7	TR	123759	505038	153808	521636	22992	196
1/2014	MI 7	MI 7	TR	123759	505108	243097	505038	153808	6
1/2014	MI 7	MI 7	TR	123759	505108	243097	521008	11616	138
1/2014	MI 7	MI 7	TR	123759	505108	243097	521636	22992	9
1/2014	MI 7	MI 7	TR	123759	511136	277072	505038	153808	54
1/2014	MI 7	MI 7	TR	123759	511136	277072	521008	11616	51
1/2014	MI 7	MI 7	TR	123759	511136	277072	521116	42078	21
1/2014	MI 7	MI 7	TR	123759	511136	277072	521636	22992	12
1/2014	MI 7	MI 7	TR	123761	505038	153808	505108	243097	18
1/2014	MI 7	MI 7	TR	123761	505038	153808	521690	40892	1,020
1/2014	MI 7	MI 7	TR	123761	511158	48644	505108	243097	13
1/2014	MI 7	MI 7	TR	123762	505038	153808	505017	139249	148
1/2014	MI 7	MI 7	TR	123762	505038	153808	521008	11616	7
1/2014	MI 7	MI 7	TR	123762	505038	153808	521080	138675	8
1/2014	MI 7	MI 7	TR	123762	505038	153808	521118	11578	58
1/2014	MI 7	MI 7	TR	123762	505038	153808	521120	11795	20
1/2014	MI 7	MI 7	TR	123762	505038	153808	521122	11751	64
1/2014	MI 7	MI 7	TR	123762	505038	153808	521124	11562	32
1/2014	MI 7	MI 7	TR	123762	505038	153808	521138	11680	4
1/2014	MI 7	MI 7	TR	123762	505038	153808	521140	11749	60
1/2014	MI 7	MI 7	TR	123762	505038	153808	521142	40477	56
1/2014	MI 7	MI 7	TR	123762	505038	153808	521144	11580	8
1/2014	MI 7	MI 7	TR	123762	505038	153808	521146	11785	4
1/2014	MI 7	MI 7	TR	123762	505038	153808	521160	11590	13
1/2014	MI 7	MI 7	TR	123762	505038	153808	521162	11748	5
1/2014	MI 7	MI 7	TR	123762	505038	153808	521606	216654	16
1/2014	MI 7	MI 7	TR	123762	505038	153808	521670	40468	6
1/2014	MI 7	MI 7	TR	123762	505038	153808	523052	467243	4
1/2014	MI 7	MI 7	TR	123762	510005	246067	505017	139249	109
1/2014	MI 7	MI 7	TR	123762	510005	246067	521008	11616	176
1/2014	MI 7	MI 7	TR	123762	510005	246067	521118	11578	7

**ANR Pipeline Company
 Transportation Services
 Fuel By Route Analysis**

VASCR351

Reporting Year: *January - December 2014*
 Production Period: **01/2014**

<u>Production Period</u>	<u>Receipt Segment</u>	<u>Delivery Segment</u>	<u>Service Class</u>	<u>Svc Req Contract</u>	<u>Receipt Location</u>	<u>Receipt Loc Prop</u>	<u>Delivery Location</u>	<u>Delivery Loc Prop</u>	<u>Fuel Quantity</u>
1/2014	MI 7	MI 7	TR	123762	510005	246067	521122	11751	5
1/2014	MI 7	MI 7	TR	123762	510005	246067	521124	11562	8
1/2014	MI 7	MI 7	TR	123762	510005	246067	521140	11749	8
1/2014	MI 7	MI 7	TR	123762	510005	246067	521142	40477	18
1/2014	MI 7	MI 7	TR	123762	510005	246067	521144	11580	4
1/2014	MI 7	MI 7	TR	123762	510005	246067	521146	11785	4
1/2014	MI 7	MI 7	TR	123762	510005	246067	521160	11590	12
1/2014	MI 7	MI 7	TR	123762	510005	246067	521670	40468	5
1/2014	MI 7	MI 7	TR	123762	511136	277072	521120	11795	4
1/2014	MI 7	MI 7	TR	123762	511136	277072	521122	11751	10
1/2014	MI 7	MI 7	TR	123762	511136	277072	521142	40477	4
1/2014	MI 7	MI 7	TR	123762	511136	277072	521144	11580	4
1/2014	MI 7	MI 7	TR	123763	505038	153808	505108	243097	638
1/2014	MI 7	MI 7	TR	123763	505038	153808	521636	22992	915
1/2014	MI 7	MI 7	TR	123765	505038	153808	521008	11616	618
1/2014	MI 7	MI 7	TR	123765	505038	153808	521074	40470	4
1/2014	MI 7	MI 7	TR	123765	505038	153808	521080	138675	15
1/2014	MI 7	MI 7	TR	123765	505038	153808	521118	11578	91
1/2014	MI 7	MI 7	TR	123765	505038	153808	521122	11751	61
1/2014	MI 7	MI 7	TR	123765	505038	153808	521124	11562	46
1/2014	MI 7	MI 7	TR	123765	505038	153808	521138	11680	7
1/2014	MI 7	MI 7	TR	123765	505038	153808	521142	40477	24
1/2014	MI 7	MI 7	TR	123765	505038	153808	521144	11580	11
1/2014	MI 7	MI 7	TR	123765	505038	153808	521152	11589	3
1/2014	MI 7	MI 7	TR	123765	505038	153808	521156	11572	18
1/2014	MI 7	MI 7	TR	123765	505038	153808	521162	11748	70
1/2014	MI 7	MI 7	TR	123765	505038	153808	521606	216654	5
1/2014	MI 7	MI 7	TR	123765	505038	153808	521636	22992	36
1/2014	MI 7	MI 7	TR	123765	505038	153808	521670	40468	11
1/2014	MI 7	MI 7	TR	123765	505038	153808	521932	138744	589
1/2014	MI 7	MI 7	TR	123765	505038	153808	521962	139401	3
1/2014	MI 7	MI 7	TR	123765	505038	153808	523052	467243	28
1/2014	MI 7	MI 7	TR	123765	505108	243097	521008	11616	121

**ANR Pipeline Company
 Transportation Services
 Fuel By Route Analysis**
VASCR351

 Reporting Year: *January - December 2014*
 Production Period: **01/2014**

<u>Production Period</u>	<u>Receipt Segment</u>	<u>Delivery Segment</u>	<u>Service Class</u>	<u>Svc Req Contract</u>	<u>Receipt Location</u>	<u>Receipt Loc Prop</u>	<u>Delivery Location</u>	<u>Delivery Loc Prop</u>	<u>Fuel Quantity</u>
1/2014	MI 7	MI 7	TR	123765	505108	243097	521118	11578	8
1/2014	MI 7	MI 7	TR	123765	505108	243097	521124	11562	1
1/2014	MI 7	MI 7	TR	123765	505108	243097	521142	40477	2
1/2014	MI 7	MI 7	TR	123765	505108	243097	521156	11572	3
1/2014	MI 7	MI 7	TR	123765	505108	243097	521162	11748	9
1/2014	MI 7	MI 7	TR	123765	505108	243097	521606	216654	12
1/2014	MI 7	MI 7	TR	123765	510005	246067	521008	11616	327
1/2014	MI 7	MI 7	TR	123765	510005	246067	521118	11578	4
1/2014	MI 7	MI 7	TR	123765	510005	246067	521156	11572	2
1/2014	MI 7	MI 7	TR	123765	510005	246067	521162	11748	8
1/2014	MI 7	MI 7	TR	123765	511136	277072	521074	40470	10
1/2014	MI 7	MI 7	TR	123765	511136	277072	521138	11680	2
1/2014	MI 7	MI 7	TR	123765	511136	277072	521142	40477	1
1/2014	MI 7	MI 7	TR	123765	511136	277072	521144	11580	2
1/2014	MI 7	MI 7	TR	123765	511136	277072	521156	11572	1
1/2014	MI 7	MI 7	TR	123765	511136	277072	521162	11748	6
1/2014	MI 7	MI 7	TR	123765	511136	277072	521670	40468	9
1/2014	MI 7	MI 7	TR	123765	511158	48644	521074	40470	26
1/2014	MI 7	MI 7	TR	123765	511158	48644	521118	11578	43
1/2014	MI 7	MI 7	TR	123765	511158	48644	521138	11680	25
1/2014	MI 7	MI 7	TR	123765	511158	48644	521144	11580	7
1/2014	MI 7	MI 7	TR	123765	511158	48644	521146	11785	2
1/2014	MI 7	MI 7	TR	123765	511158	48644	521152	11589	13
1/2014	MI 7	MI 7	TR	123765	511158	48644	521156	11572	4
1/2014	MI 7	MI 7	TR	123765	511158	48644	521670	40468	45
1/2014	MI 7	MI 7	TR	123765	511158	48644	521932	138744	90
1/2014	MI 7	MI 7	TR	123765	511158	48644	521962	139401	15
1/2014	MI 7	MI 7	TR	123768	505038	153808	505017	139249	769
1/2014	MI 7	MI 7	TR	123768	505038	153808	521098	108641	42
1/2014	MI 7	MI 7	TR	123768	505038	153808	521622	110850	18
1/2014	MI 7	MI 7	TR	123768	505038	153808	521678	140834	521
1/2014	MI 7	MI 7	TR	123768	505038	153808	523052	467243	12
1/2014	MI 7	MI 7	TR	123768	505108	243097	505017	139249	18

**ANR Pipeline Company
 Transportation Services
 Fuel By Route Analysis**
VASCR351

 Reporting Year: *January - December 2014*
 Production Period: 01/2014

<u>Production Period</u>	<u>Receipt Segment</u>	<u>Delivery Segment</u>	<u>Service Class</u>	<u>Svc Req Contract</u>	<u>Receipt Location</u>	<u>Receipt Loc Prop</u>	<u>Delivery Location</u>	<u>Delivery Loc Prop</u>	<u>Fuel Quantity</u>
1/2014	MI 7	MI 7	TR	123768	510005	246067	505017	139249	268
1/2014	MI 7	MI 7	TR	123768	510005	246067	521678	140834	217
1/2014	MI 7	MI 7	TR	123768	511136	277072	505017	139249	73
1/2014	MI 7	MI 7	TR	123768	511136	277072	521678	140834	61
1/2014	MI 7	MI 7	TR	123768	511158	48644	505017	139249	115
1/2014	MI 7	MI 7	TR	123768	511158	48644	521678	140834	105
1/2014	MI 7	MI 7	TR	123769	505038	153808	505017	139249	90
1/2014	MI 7	MI 7	TR	123769	505038	153808	521008	11616	12
1/2014	MI 7	MI 7	TR	123769	505038	153808	521074	40470	57
1/2014	MI 7	MI 7	TR	123769	505038	153808	521118	11578	138
1/2014	MI 7	MI 7	TR	123769	505038	153808	521122	11751	85
1/2014	MI 7	MI 7	TR	123769	505038	153808	521124	11562	125
1/2014	MI 7	MI 7	TR	123769	505038	153808	521138	11680	6
1/2014	MI 7	MI 7	TR	123769	505038	153808	521142	40477	42
1/2014	MI 7	MI 7	TR	123769	505038	153808	521144	11580	18
1/2014	MI 7	MI 7	TR	123769	505038	153808	521146	11785	6
1/2014	MI 7	MI 7	TR	123769	505038	153808	521152	11589	37
1/2014	MI 7	MI 7	TR	123769	505038	153808	521156	11572	13
1/2014	MI 7	MI 7	TR	123769	505038	153808	521162	11748	63
1/2014	MI 7	MI 7	TR	123769	505038	153808	521606	216654	17
1/2014	MI 7	MI 7	TR	123769	505038	153808	521636	22992	31
1/2014	MI 7	MI 7	TR	123769	505038	153808	521670	40468	32
1/2014	MI 7	MI 7	TR	123769	505038	153808	521962	139401	6
1/2014	MI 7	MI 7	TR	123769	505108	243097	505017	139249	121
1/2014	MI 7	MI 7	TR	123769	505108	243097	521074	40470	9
1/2014	MI 7	MI 7	TR	123769	505108	243097	521118	11578	35
1/2014	MI 7	MI 7	TR	123769	505108	243097	521122	11751	24
1/2014	MI 7	MI 7	TR	123769	505108	243097	521124	11562	21
1/2014	MI 7	MI 7	TR	123769	505108	243097	521138	11680	57
1/2014	MI 7	MI 7	TR	123769	505108	243097	521152	11589	5
1/2014	MI 7	MI 7	TR	123769	505108	243097	521156	11572	1
1/2014	MI 7	MI 7	TR	123769	505108	243097	521670	40468	24
1/2014	MI 7	MI 7	TR	123769	505108	243097	521962	139401	3

**ANR Pipeline Company
 Transportation Services
 Fuel By Route Analysis**

VASCR351

Reporting Year: *January - December 2014*
 Production Period: 01/2014

<u>Production Period</u>	<u>Receipt Segment</u>	<u>Delivery Segment</u>	<u>Service Class</u>	<u>Svc Req Contract</u>	<u>Receipt Location</u>	<u>Receipt Loc Prop</u>	<u>Delivery Location</u>	<u>Delivery Loc Prop</u>	<u>Fuel Quantity</u>
1/2014	MI 7	MI 7	TR	123769	511136	277072	505017	139249	275
1/2014	MI 7	MI 7	TR	123769	511136	277072	521008	11616	60
1/2014	MI 7	MI 7	TR	123769	511136	277072	521074	40470	13
1/2014	MI 7	MI 7	TR	123769	511136	277072	521116	42078	10
1/2014	MI 7	MI 7	TR	123769	511136	277072	521118	11578	79
1/2014	MI 7	MI 7	TR	123769	511136	277072	521122	11751	31
1/2014	MI 7	MI 7	TR	123769	511136	277072	521124	11562	19
1/2014	MI 7	MI 7	TR	123769	511136	277072	521138	11680	30
1/2014	MI 7	MI 7	TR	123769	511136	277072	521142	40477	12
1/2014	MI 7	MI 7	TR	123769	511136	277072	521144	11580	22
1/2014	MI 7	MI 7	TR	123769	511136	277072	521146	11785	7
1/2014	MI 7	MI 7	TR	123769	511136	277072	521152	11589	68
1/2014	MI 7	MI 7	TR	123769	511136	277072	521156	11572	10
1/2014	MI 7	MI 7	TR	123769	511136	277072	521162	11748	15
1/2014	MI 7	MI 7	TR	123769	511136	277072	521670	40468	121
1/2014	MI 7	MI 7	TR	123769	511136	277072	521962	139401	27
1/2014	MI 7	MI 7	TR	123770	505038	153808	505108	243097	228
1/2014	MI 7	MI 7	TR	123770	505038	153808	521636	22992	27
1/2014	MI 7	MI 7	TR	123770	505108	243097	505038	153808	8
1/2014	MI 7	MI 7	TR	123770	511136	277072	505038	153808	81
1/2014	MI 7	MI 7	TR	123776	505038	153808	521622	110850	2
1/2014	MI 7	MI 7	TR	123776	511162	153853	521622	110850	26
1/2014	MI 7	MI 7	TR	123776	513024	360885	521622	110850	86
1/2014	MI 7	MI 7	TR	123777	511136	277072	521098	108641	71
1/2014	MI 7	MI 7	TR	123777	513022	338686	521098	108641	55
1/2014	MI 7	MI 7	TR	123779	505038	153808	505017	139249	3
1/2014	MI 7	MI 7	TR	123779	505038	153808	521122	11751	7
1/2014	MI 7	MI 7	TR	123779	505038	153808	521124	11562	18
1/2014	MI 7	MI 7	TR	123779	505038	153808	521142	40477	13
1/2014	MI 7	MI 7	TR	123779	505038	153808	521162	11748	12
1/2014	MI 7	MI 7	TR	123779	505038	153808	521948	4492	2
1/2014	MI 7	MI 7	TR	123779	505038	153808	521962	139401	36
1/2014	MI 7	MI 7	TR	123779	510005	246067	505017	139249	25

**ANR Pipeline Company
 Transportation Services
 Fuel By Route Analysis**
VASCR351
**Reporting Year: January - December 2014
 Production Period: 01/2014**

<u>Production Period</u>	<u>Receipt Segment</u>	<u>Delivery Segment</u>	<u>Service Class</u>	<u>Svc Req Contract</u>	<u>Receipt Location</u>	<u>Receipt Loc Prop</u>	<u>Delivery Location</u>	<u>Delivery Loc Prop</u>	<u>Fuel Quantity</u>
1/2014	MI 7	MI 7	TR	123779	510005	246067	521008	11616	5
1/2014	MI 7	MI 7	TR	123779	510005	246067	521098	108641	10
1/2014	MI 7	MI 7	TR	123779	510005	246067	521122	11751	12
1/2014	MI 7	MI 7	TR	123779	510005	246067	521124	11562	36
1/2014	MI 7	MI 7	TR	123779	510005	246067	521142	40477	6
1/2014	MI 7	MI 7	TR	123779	510005	246067	521948	4492	5
1/2014	MI 7	MI 7	TR	123779	510005	246067	521962	139401	17
1/2014	MI 7	MI 7	TR	123780	505038	153808	521098	108641	4
1/2014	MI 7	MI 7	TR	123780	505038	153808	521622	110850	15
1/2014	MI 7	MI 7	TR	123780	505038	153808	521932	138744	16
1/2014	MI 7	MI 7	TR	123780	505108	243097	521098	108641	42
1/2014	MI 7	MI 7	TR	123780	505108	243097	521622	110850	16
1/2014	MI 7	MI 7	TR	123785	505038	153808	521948	4492	30
1/2014	MI 7	MI 7	TR	123789	505038	153808	521932	138744	21
1/2014	MI 7	MI 7	TR	123789	505108	243097	521622	110850	36
1/2014	MI 7	MI 7	TR	123790	505038	153808	523059	703495	87
1/2014	MI 7	MI 7	TR	123790	511128	139396	505108	243097	72
1/2014	MI 7	MI 7	TR	123790	511128	139396	521016	4196	97
1/2014	MI 7	MI 7	TR	123790	511128	139396	523059	703495	334
1/2014	MI 7	MI 7	TR	123790	511136	277072	505038	153808	105
1/2014	MI 7	MI 7	TR	123790	511136	277072	521008	11616	36
1/2014	MI 7	MI 7	TR	123790	511136	277072	521014	153852	68
1/2014	MI 7	MI 7	TR	123790	511136	277072	521116	42078	180
1/2014	MI 7	MI 7	TR	123790	511136	277072	521636	22992	19
1/2014	MI 7	MI 7	TR	123800	511136	277072	505038	153808	2
1/2014	MI 7	MI 7	TR	123801	505038	153808	521016	4196	54
1/2014	MI 7	MI 7	TR	123801	505038	153808	521116	42078	165
1/2014	MI 7	MI 7	TR	123801	505038	153808	521636	22992	1,876
1/2014	MI 7	MI 7	TR	123801	505038	153808	521932	138744	1,172
1/2014	MI 7	MI 7	TR	123801	505108	243097	521116	42078	1
1/2014	MI 7	MI 7	TR	123801	505108	243097	521636	22992	85
1/2014	MI 7	MI 7	TR	123801	510005	246067	521098	108641	35
1/2014	MI 7	MI 7	TR	123801	510005	246067	521116	42078	320

**ANR Pipeline Company
 Transportation Services
 Fuel By Route Analysis**

VASCR351

Reporting Year: *January - December 2014*
 Production Period: **01/2014**

<u>Production Period</u>	<u>Receipt Segment</u>	<u>Delivery Segment</u>	<u>Service Class</u>	<u>Svc Req Contract</u>	<u>Receipt Location</u>	<u>Receipt Loc Prop</u>	<u>Delivery Location</u>	<u>Delivery Loc Prop</u>	<u>Fuel Quantity</u>
1/2014	MI 7	MI 7	TR	123801	510005	246067	521636	22992	414
1/2014	MI 7	MI 7	TR	123801	510029	2610	521636	22992	53
1/2014	MI 7	MI 7	TR	123801	511136	277072	521116	42078	9
1/2014	MI 7	MI 7	TR	123801	511136	277072	521636	22992	541
1/2014	MI 7	MI 7	TR	123805	505038	153808	521932	138744	24
1/2014	MI 7	MI 7	TR	123805	511158	48644	505017	139249	15
1/2014	MI 7	MI 7	TR	123805	511158	48644	521116	42078	4
1/2014	MI 7	MI 7	TR	123808	505038	153808	505017	139249	13
1/2014	MI 7	MI 7	TR	123808	505038	153808	521636	22992	6
1/2014	MI 7	MI 7	TR	123812	505038	153808	505108	243097	9
1/2014	MI 7	MI 7	TR	123813	505038	153808	521098	108641	6
1/2014	MI 7	MI 7	TR	123813	505038	153808	521124	11562	6
1/2014	MI 7	MI 7	TR	123813	505038	153808	521142	40477	1
1/2014	MI 7	MI 7	TR	123813	505038	153808	521962	139401	5
1/2014	MI 7	MI 7	TR	123814	505038	153808	505108	243097	22
1/2014	MI 7	MI 7	TR	123816	505038	153808	505108	243097	22
1/2014	MI 7	MI 7	TR	123820	505038	153808	505108	243097	11
1/2014	MI 7	MI 7	TR	123829	505038	153808	521008	11616	12
1/2014	MI 7	MI 7	TR	123829	505038	153808	521118	11578	19
1/2014	MI 7	MI 7	TR	123829	505038	153808	521124	11562	2
1/2014	MI 7	MI 7	TR	123829	505038	153808	521142	40477	1
1/2014	MI 7	MI 7	TR	123829	505038	153808	521932	138744	5
1/2014	MI 7	MI 7	TR	123830	505038	153808	505108	243097	86
1/2014	MI 7	MI 7	TR	123830	505038	153808	521690	40892	16
1/2014	MI 7	MI 7	TR	123830	511158	48644	505108	243097	48
1/2014	MI 7	MI 7	TR	123832	505038	153808	521008	11616	105
1/2014	MI 7	MI 7	TR	123832	505038	153808	521074	40470	1
1/2014	MI 7	MI 7	TR	123832	505038	153808	521080	138675	6
1/2014	MI 7	MI 7	TR	123832	505038	153808	521098	108641	10
1/2014	MI 7	MI 7	TR	123832	505038	153808	521116	42078	17
1/2014	MI 7	MI 7	TR	123832	505038	153808	521118	11578	45
1/2014	MI 7	MI 7	TR	123832	505038	153808	521120	11795	4
1/2014	MI 7	MI 7	TR	123832	505038	153808	521122	11751	4

**ANR Pipeline Company
 Transportation Services
 Fuel By Route Analysis**

VASCR351

Reporting Year: *January - December 2014*
 Production Period: 01/2014

<u>Production Period</u>	<u>Receipt Segment</u>	<u>Delivery Segment</u>	<u>Service Class</u>	<u>Svc Req Contract</u>	<u>Receipt Location</u>	<u>Receipt Loc Prop</u>	<u>Delivery Location</u>	<u>Delivery Loc Prop</u>	<u>Fuel Quantity</u>
1/2014	MI 7	MI 7	TR	123832	505038	153808	521124	11562	4
1/2014	MI 7	MI 7	TR	123832	505038	153808	521138	11680	6
1/2014	MI 7	MI 7	TR	123832	505038	153808	521140	11749	1
1/2014	MI 7	MI 7	TR	123832	505038	153808	521142	40477	3
1/2014	MI 7	MI 7	TR	123832	505038	153808	521144	11580	3
1/2014	MI 7	MI 7	TR	123832	505038	153808	521152	11589	3
1/2014	MI 7	MI 7	TR	123832	505038	153808	521162	11748	4
1/2014	MI 7	MI 7	TR	123832	505038	153808	521670	40468	8
1/2014	MI 7	MI 7	TR	123832	505038	153808	521932	138744	2
1/2014	MI 7	MI 7	TR	123832	505038	153808	521962	139401	1
1/2014	MI 7	MI 7	TR	123832	505108	243097	521008	11616	69
1/2014	MI 7	MI 7	TR	123832	505108	243097	521116	42078	13
1/2014	MI 7	MI 7	TR	123832	510005	246067	521008	11616	79
1/2014	MI 7	MI 7	TR	123832	511136	277072	521008	11616	46
1/2014	MI 7	MI 7	TR	123832	511158	48644	521080	138675	30
1/2014	MI 7	MI 7	TR	123832	511158	48644	521118	11578	5
1/2014	MI 7	MI 7	TR	123832	511158	48644	521670	40468	2
1/2014	MI 7	MI 7	TR	123832	511158	48644	521962	139401	3
1/2014	MI 7	MI 7	TR	123836	505038	153808	521074	40470	7
1/2014	MI 7	MI 7	TR	123836	505038	153808	521116	42078	266
1/2014	MI 7	MI 7	TR	123836	505038	153808	521158	11581	2
1/2014	MI 7	MI 7	TR	123838	505038	153808	505137	320550	83
1/2014	MI 7	MI 7	TR	123838	505038	153808	505415	384818	250
1/2014	MI 7	MI 7	TR	123838	505038	153808	521622	110850	119
1/2014	MI 7	MI 7	TR	123838	505222	140358	505137	320550	54
1/2014	MI 7	MI 7	TR	123842	505038	153808	505017	139249	52
1/2014	MI 7	MI 7	TR	123842	505038	153808	521008	11616	19
1/2014	MI 7	MI 7	TR	123842	505038	153808	521118	11578	33
1/2014	MI 7	MI 7	TR	123842	505038	153808	521122	11751	18
1/2014	MI 7	MI 7	TR	123842	505038	153808	521124	11562	6
1/2014	MI 7	MI 7	TR	123842	505038	153808	521142	40477	15
1/2014	MI 7	MI 7	TR	123842	505038	153808	521156	11572	1
1/2014	MI 7	MI 7	TR	123842	505038	153808	521162	11748	12

**ANR Pipeline Company
 Transportation Services
 Fuel By Route Analysis**
VASCR351

 Reporting Year: *January - December 2014*
 Production Period: **01/2014**

<u>Production Period</u>	<u>Receipt Segment</u>	<u>Delivery Segment</u>	<u>Service Class</u>	<u>Svc Req Contract</u>	<u>Receipt Location</u>	<u>Receipt Loc Prop</u>	<u>Delivery Location</u>	<u>Delivery Loc Prop</u>	<u>Fuel Quantity</u>
1/2014	MI 7	MI 7	TR	123842	505038	153808	521606	216654	8
1/2014	MI 7	MI 7	TR	123842	505038	153808	521948	4492	2
1/2014	MI 7	MI 7	TR	123842	505038	153808	521962	139401	1
1/2014	MI 7	MI 7	TR	123842	511136	277072	505017	139249	176
1/2014	MI 7	MI 7	TR	123842	511136	277072	521122	11751	6
1/2014	MI 7	MI 7	TR	123842	511136	277072	521124	11562	18
1/2014	MI 7	MI 7	TR	123842	511136	277072	521142	40477	4
1/2014	MI 7	MI 7	TR	123842	511136	277072	521948	4492	3
1/2014	MI 7	MI 7	TR	123845	505230	153728	521985	278172	81
1/2014	MI 7	MI 7	TR	123851	505038	153808	505108	243097	11
1/2014	MI 7	MI 7	TR	123852	505038	153808	521636	22992	18
1/2014	MI 7	MI 7	TR	123856	505038	153808	505108	243097	486
1/2014	MI 7	MI 7	TR	123859	511158	48644	521124	11562	34
1/2014	MI 7	MI 7	TR	123860	511158	48644	505108	243097	12
1/2014	MI 7	MI 7	TR	123861	505038	153808	521016	4196	18
1/2014	MI 7	MI 7	TR	123867	505038	153808	505108	243097	307
1/2014	MI 7	MI 7	TR	123867	511158	48644	505108	243097	16
1/2014	MI 7	MI 7	TR	123867	511158	48644	521690	40892	59
1/2014	MI 7	MI 7	TR	123868	505038	153808	521116	42078	88
1/2014	MI 7	MI 7	TR	123874	505108	243097	521118	11578	27
1/2014	MI 7	MI 7	TR	123875	505038	153808	521016	4196	18
1/2014	MI 7	MI 7	TR	123876	511136	277072	521118	11578	6
1/2014	MI 7	MI 7	TR	123876	511136	277072	521122	11751	3
1/2014	MI 7	MI 7	TR	123876	511136	277072	521124	11562	3
1/2014	MI 7	MI 7	TR	123876	511136	277072	521138	11680	3
1/2014	MI 7	MI 7	TR	123876	511136	277072	521670	40468	3
1/2014	MI 7	MI 7	TR	123879	505038	153808	521116	42078	18
1/2014	MI 7	MI 7	TR	123879	505108	243097	521008	11616	16
1/2014	MI 7	MI 7	TR	123879	505108	243097	521074	40470	9
1/2014	MI 7	MI 7	TR	123879	505108	243097	521098	108641	19
1/2014	MI 7	MI 7	TR	123879	505108	243097	521116	42078	10
1/2014	MI 7	MI 7	TR	123879	505108	243097	521144	11580	8
1/2014	MI 7	MI 7	TR	123879	505108	243097	521636	22992	78

**ANR Pipeline Company
 Transportation Services
 Fuel By Route Analysis**
VASCR351

 Reporting Year: *January - December 2014*
 Production Period: 01/2014

<u>Production Period</u>	<u>Receipt Segment</u>	<u>Delivery Segment</u>	<u>Service Class</u>	<u>Svc Req Contract</u>	<u>Receipt Location</u>	<u>Receipt Loc Prop</u>	<u>Delivery Location</u>	<u>Delivery Loc Prop</u>	<u>Fuel Quantity</u>
1/2014	MI 7	MI 7	TR	123888	511136	277072	521118	11578	2
1/2014	MI 7	MI 7	TR	123888	511136	277072	521122	11751	1
1/2014	MI 7	MI 7	TR	123888	511136	277072	521124	11562	1
1/2014	MI 7	MI 7	TR	123888	511136	277072	521138	11680	1
1/2014	MI 7	MI 7	TR	123888	511136	277072	521670	40468	1
1/2014	MI 7	MI 7	TR	123890	505108	243097	521118	11578	17
1/2014	MI 7	MI 7	TR	123890	505108	243097	521122	11751	9
1/2014	MI 7	MI 7	TR	123890	505108	243097	521124	11562	5
1/2014	MI 7	MI 7	TR	123890	505108	243097	521138	11680	6
1/2014	MI 7	MI 7	TR	123890	505108	243097	521142	40477	6
1/2014	MI 7	MI 7	TR	123890	505108	243097	521144	11580	1
1/2014	MI 7	MI 7	TR	123890	505108	243097	521146	11785	2
1/2014	MI 7	MI 7	TR	123890	505108	243097	521162	11748	4
1/2014	MI 7	MI 7	TR	123890	505108	243097	521670	40468	7
1/2014	MI 7	MI 7	TR	123890	505108	243097	523052	467243	9
1/2014	MI 7	MI 7	TR	123892	505038	153808	521016	4196	16
1/2014	MI 7	MI 7	TR	123894	505038	153808	505108	243097	28
1/2014	MI 7	MI 7	TR	123894	505038	153808	521622	110850	28
1/2014	MI 7	MI 7	TR	123894	505108	243097	521622	110850	28
1/2014	MI 7	MI 7	TR	123894	510029	2610	521622	110850	28
1/2014	MI 7	MI 7	TR	123908	505108	243097	521118	11578	11
1/2014	MI 7	MI 7	TR	123908	505108	243097	521122	11751	8
1/2014	MI 7	MI 7	TR	123908	505108	243097	521124	11562	3
1/2014	MI 7	MI 7	TR	123908	505108	243097	521138	11680	4
1/2014	MI 7	MI 7	TR	123908	505108	243097	521142	40477	6
1/2014	MI 7	MI 7	TR	123908	505108	243097	521144	11580	1
1/2014	MI 7	MI 7	TR	123908	505108	243097	521146	11785	2
1/2014	MI 7	MI 7	TR	123908	505108	243097	521162	11748	4
1/2014	MI 7	MI 7	TR	123908	505108	243097	521670	40468	3
1/2014	MI 7	MI 7	TR	123908	505108	243097	523052	467243	8
1/2014	MI 7	MI 7	TR	123925	505108	243097	521118	11578	11
1/2014	MI 7	MI 7	TR	123925	505108	243097	521122	11751	6
1/2014	MI 7	MI 7	TR	123925	505108	243097	521124	11562	3

**ANR Pipeline Company
 Transportation Services
 Fuel By Route Analysis**
VASCR351

 Reporting Year: *January - December 2014*
 Production Period: 01/2014

<u>Production Period</u>	<u>Receipt Segment</u>	<u>Delivery Segment</u>	<u>Service Class</u>	<u>Svc Req Contract</u>	<u>Receipt Location</u>	<u>Receipt Loc Prop</u>	<u>Delivery Location</u>	<u>Delivery Loc Prop</u>	<u>Fuel Quantity</u>
1/2014	MI 7	MI 7	TR	123925	505108	243097	521138	11680	4
1/2014	MI 7	MI 7	TR	123925	505108	243097	521142	40477	2
1/2014	MI 7	MI 7	TR	123925	505108	243097	521144	11580	1
1/2014	MI 7	MI 7	TR	123925	505108	243097	521146	11785	2
1/2014	MI 7	MI 7	TR	123925	505108	243097	521162	11748	4
1/2014	MI 7	MI 7	TR	123925	505108	243097	521670	40468	3
1/2014	MI 7	MI 7	TR	123925	505108	243097	523052	467243	8
1/2014	MI 7	MI 7	TR	123936	505108	243097	521118	11578	11
1/2014	MI 7	MI 7	TR	123936	505108	243097	521122	11751	4
1/2014	MI 7	MI 7	TR	123936	505108	243097	521124	11562	3
1/2014	MI 7	MI 7	TR	123936	505108	243097	521138	11680	2
1/2014	MI 7	MI 7	TR	123936	505108	243097	521142	40477	2
1/2014	MI 7	MI 7	TR	123936	505108	243097	521144	11580	1
1/2014	MI 7	MI 7	TR	123936	505108	243097	521146	11785	2
1/2014	MI 7	MI 7	TR	123936	505108	243097	521670	40468	3
1/2014	MI 7	MI 7	TR	123936	505108	243097	523052	467243	4
1/2014	MI 7	MI 7	TS	109155	505038	153808	505038	153808	2
1/2014	MI 7	MI 7	TS	109171	505038	153808	505038	153808	5
	Segment								183,462
1/2014	MI 7	MW 6	TR	750	505038	153808	505014	139246	95
1/2014	MI 7	MW 6	TR	1800	505038	153808	505013	139241	1,042
1/2014	MI 7	MW 6	TR	1800	505108	243097	505013	139241	43
1/2014	MI 7	MW 6	TR	108985	505038	153808	505005	139233	19
1/2014	MI 7	MW 6	TR	111803	505108	243097	521646	261475	46
1/2014	MI 7	MW 6	TR	113046	505038	153808	521470	4738	107
1/2014	MI 7	MW 6	TR	118249	505038	153808	505013	139241	147
1/2014	MI 7	MW 6	TR	118249	505108	243097	505013	139241	312
1/2014	MI 7	MW 6	TR	118249	510029	2610	505013	139241	16
1/2014	MI 7	MW 6	TR	120868	505108	243097	521434	4619	24
1/2014	MI 7	MW 6	TR	120868	505108	243097	521470	4738	78
1/2014	MI 7	MW 6	TR	122582	505038	153808	521482	4741	306
1/2014	MI 7	MW 6	TR	123393	505038	153808	521420	4602	120
1/2014	MI 7	MW 6	TR	123393	505038	153808	521914	40412	14

**ANR Pipeline Company
 Transportation Services
 Fuel By Route Analysis**
VASCR351
**Reporting Year: January - December 2014
 Production Period: 01/2014**

<u>Production Period</u>	<u>Receipt Segment</u>	<u>Delivery Segment</u>	<u>Service Class</u>	<u>Svc Req Contract</u>	<u>Receipt Location</u>	<u>Receipt Loc Prop</u>	<u>Delivery Location</u>	<u>Delivery Loc Prop</u>	<u>Fuel Quantity</u>
1/2014	MI 7	MW 6	TR	123495	505108	243097	521420	4602	6
1/2014	MI 7	MW 6	TR	123495	511136	277072	521400	13135	2
1/2014	MI 7	MW 6	TR	123495	511136	277072	521470	4738	3
1/2014	MI 7	MW 6	TS	109137	505038	153808	521492	4604	56
1/2014	MI 7	MW 6	TS	109139	505038	153808	521424	13215	2
1/2014	MI 7	MW 6	TS	109142	505038	153808	521526	3969	2
1/2014	MI 7	MW 6	TS	109143	505038	153808	521430	40195	65
1/2014	MI 7	MW 6	TS	109146	505038	153808	521496	4689	20
1/2014	MI 7	MW 6	TS	109148	505038	153808	521566	12977	13
1/2014	MI 7	MW 6	TS	109150	505038	153808	505029	139367	128
1/2014	MI 7	MW 6	TS	109152	505038	153808	521524	3973	51
1/2014	MI 7	MW 6	TS	109153	505038	153808	521422	12976	7
1/2014	MI 7	MW 6	TS	109155	505038	153808	521498	4857	-7
1/2014	MI 7	MW 6	TS	109161	505038	153808	521598	4564	11
1/2014	MI 7	MW 6	TS	109163	505038	153808	521502	4747	17
1/2014	MI 7	MW 6	TS	109169	505038	153808	521418	12991	42
1/2014	MI 7	MW 6	TS	109170	505038	153808	521494	4605	30
1/2014	MI 7	MW 6	TS	109171	505038	153808	521428	40193	88
1/2014	MI 7	MW 6	TS	109198	505038	153808	521426	40183	33
1/2014	MI 7	MW 6	TS	109199	505038	153808	521500	4693	22
1/2014	MI 7	MW 6	TS	110863	505038	153808	521608	171759	44
	Segment								3,004
1/2014	MI 7	WI 7	TR	840	505108	243097	505025	139257	36
1/2014	MI 7	WI 7	TR	850	505038	153808	505025	139257	2,299
1/2014	MI 7	WI 7	TR	850	505038	153808	521266	28702	108
1/2014	MI 7	WI 7	TR	850	505108	243097	505025	139257	577
1/2014	MI 7	WI 7	TR	1600	505038	153808	505026	139258	6,208
1/2014	MI 7	WI 7	TR	104405	505108	243097	521314	28661	225
1/2014	MI 7	WI 7	TR	105424	511136	277072	521168	28834	6
1/2014	MI 7	WI 7	TR	105424	511136	277072	521392	28730	1
1/2014	MI 7	WI 7	TR	105428	511136	277072	521172	28846	2
1/2014	MI 7	WI 7	TR	105428	511136	277072	521250	28841	11
1/2014	MI 7	WI 7	TR	105428	511136	277072	521262	36868	142

ANR Pipeline Company Transportation Services Fuel By Route Analysis

VASCR351

Reporting Year: *January - December 2014*
 Production Period: 01/2014

<u>Production Period</u>	<u>Receipt Segment</u>	<u>Delivery Segment</u>	<u>Service Class</u>	<u>Svc Req Contract</u>	<u>Receipt Location</u>	<u>Receipt Loc Prop</u>	<u>Delivery Location</u>	<u>Delivery Loc Prop</u>	<u>Fuel Quantity</u>
1/2014	MI 7	WI 7	TR	105428	511136	277072	521298	28736	1
1/2014	MI 7	WI 7	TR	105428	511136	277072	521392	28730	2
1/2014	MI 7	WI 7	TR	105429	511136	277072	521250	28841	9
1/2014	MI 7	WI 7	TR	105429	511136	277072	521328	28763	1
1/2014	MI 7	WI 7	TR	105430	511136	277072	521676	100052	8
1/2014	MI 7	WI 7	TR	106052	505038	153808	521324	28794	155
1/2014	MI 7	WI 7	TR	106054	511136	277072	521178	28883	464
1/2014	MI 7	WI 7	TR	106055	505038	153808	521178	28883	124
1/2014	MI 7	WI 7	TR	106055	511136	277072	521178	28883	124
1/2014	MI 7	WI 7	TR	106211	505038	153808	510033	28873	845
1/2014	MI 7	WI 7	TR	106686	511136	277072	521266	28702	23
1/2014	MI 7	WI 7	TR	106686	511136	277072	521392	28730	2
1/2014	MI 7	WI 7	TR	106955	511136	277072	521172	28846	171
1/2014	MI 7	WI 7	TR	107161	511136	277072	521266	28702	73
1/2014	MI 7	WI 7	TR	107306	511136	277072	521298	28736	59
1/2014	MI 7	WI 7	TR	107478	511136	277072	521324	28794	433
1/2014	MI 7	WI 7	TR	107784	505108	243097	505023	139255	27
1/2014	MI 7	WI 7	TR	107784	510005	246067	505023	139255	100
1/2014	MI 7	WI 7	TR	107784	511136	277072	505023	139255	1,184
1/2014	MI 7	WI 7	TR	107877	505038	153808	505023	139255	939
1/2014	MI 7	WI 7	TR	107877	505108	243097	505023	139255	36
1/2014	MI 7	WI 7	TR	107877	511136	277072	505023	139255	72
1/2014	MI 7	WI 7	TR	107896	510005	246067	505024	139256	1,870
1/2014	MI 7	WI 7	TR	107897	505038	153808	505024	139256	2,069
1/2014	MI 7	WI 7	TR	107897	505108	243097	505024	139256	76
1/2014	MI 7	WI 7	TR	107897	511136	277072	505024	139256	814
1/2014	MI 7	WI 7	TR	107898	505038	153808	505024	139256	52
1/2014	MI 7	WI 7	TR	108014	505038	153808	505023	139255	58
1/2014	MI 7	WI 7	TR	108014	505108	243097	505023	139255	325
1/2014	MI 7	WI 7	TR	108014	510005	246067	505023	139255	126
1/2014	MI 7	WI 7	TR	108014	511136	277072	505023	139255	1,233
1/2014	MI 7	WI 7	TR	108179	505038	153808	523032	384134	72
1/2014	MI 7	WI 7	TR	108179	505108	243097	521812	40304	24

ANR Pipeline Company Transportation Services Fuel By Route Analysis

VASCR351

Reporting Year: *January - December 2014*
 Production Period: **01/2014**

<u>Production Period</u>	<u>Receipt Segment</u>	<u>Delivery Segment</u>	<u>Service Class</u>	<u>Svc Req Contract</u>	<u>Receipt Location</u>	<u>Receipt Loc Prop</u>	<u>Delivery Location</u>	<u>Delivery Loc Prop</u>	<u>Fuel Quantity</u>
1/2014	MI 7	WI 7	TR	108179	505108	243097	523032	384134	444
1/2014	MI 7	WI 7	TR	108283	505038	153808	521310	28743	154
1/2014	MI 7	WI 7	TR	108283	505108	243097	521310	28743	110
1/2014	MI 7	WI 7	TR	108283	511136	277072	521310	28743	418
1/2014	MI 7	WI 7	TR	108288	505038	153808	521810	36869	35
1/2014	MI 7	WI 7	TR	108288	505108	243097	521810	36869	24
1/2014	MI 7	WI 7	TR	108288	511136	277072	521810	36869	95
1/2014	MI 7	WI 7	TR	109021	505038	153808	521034	183670	3,964
1/2014	MI 7	WI 7	TR	109022	505038	153808	521610	261574	293
1/2014	MI 7	WI 7	TR	109023	505038	153808	521994	3908	2,909
1/2014	MI 7	WI 7	TR	109024	510005	246067	521034	183670	1,626
1/2014	MI 7	WI 7	TR	109025	510005	246067	521610	261574	2,206
1/2014	MI 7	WI 7	TR	109179	505038	153808	521176	28859	2
1/2014	MI 7	WI 7	TR	109179	505108	243097	521176	28859	2
1/2014	MI 7	WI 7	TR	109179	511136	277072	521176	28859	9
1/2014	MI 7	WI 7	TR	109182	505038	153808	521250	28841	14
1/2014	MI 7	WI 7	TR	109182	505108	243097	521250	28841	10
1/2014	MI 7	WI 7	TR	109182	511136	277072	521250	28841	38
1/2014	MI 7	WI 7	TR	109183	505038	153808	521356	28774	49
1/2014	MI 7	WI 7	TR	109183	505108	243097	521356	28774	35
1/2014	MI 7	WI 7	TR	109183	511136	277072	521356	28774	133
1/2014	MI 7	WI 7	TR	109218	505038	153808	505023	139255	1,699
1/2014	MI 7	WI 7	TR	109218	510005	246067	505023	139255	72
1/2014	MI 7	WI 7	TR	109218	511136	277072	505023	139255	72
1/2014	MI 7	WI 7	TR	109222	505038	153808	505024	139256	3,046
1/2014	MI 7	WI 7	TR	109415	505038	153808	521316	28831	91
1/2014	MI 7	WI 7	TR	109415	505108	243097	521316	28831	104
1/2014	MI 7	WI 7	TR	109415	511136	277072	521316	28831	208
1/2014	MI 7	WI 7	TR	109610	510005	246067	521392	28730	31
1/2014	MI 7	WI 7	TR	109854	505038	153808	505023	139255	1,861
1/2014	MI 7	WI 7	TR	109893	505038	153808	521676	100052	7
1/2014	MI 7	WI 7	TR	109893	505038	153808	523034	384136	6
1/2014	MI 7	WI 7	TR	109893	505108	243097	521676	100052	8

**ANR Pipeline Company
 Transportation Services
 Fuel By Route Analysis**
VASCR351

 Reporting Year: *January - December 2014*
 Production Period: 01/2014

<u>Production Period</u>	<u>Receipt Segment</u>	<u>Delivery Segment</u>	<u>Service Class</u>	<u>Svc Req Contract</u>	<u>Receipt Location</u>	<u>Receipt Loc Prop</u>	<u>Delivery Location</u>	<u>Delivery Loc Prop</u>	<u>Fuel Quantity</u>
1/2014	MI 7	WI 7	TR	109893	505108	243097	523034	384136	6
1/2014	MI 7	WI 7	TR	109893	511136	277072	521676	100052	16
1/2014	MI 7	WI 7	TR	109893	511136	277072	523034	384136	15
1/2014	MI 7	WI 7	TR	109950	511136	277072	521676	100052	62
1/2014	MI 7	WI 7	TR	109952	511136	277072	521330	28761	155
1/2014	MI 7	WI 7	TR	109974	505038	153808	521172	28846	18
1/2014	MI 7	WI 7	TR	109974	505038	153808	521250	28841	10
1/2014	MI 7	WI 7	TR	109974	505038	153808	521784	28720	39
1/2014	MI 7	WI 7	TR	109974	505038	153808	523034	384136	835
1/2014	MI 7	WI 7	TR	109974	505108	243097	521172	28846	24
1/2014	MI 7	WI 7	TR	109974	505108	243097	521250	28841	4
1/2014	MI 7	WI 7	TR	109974	505108	243097	521258	265372	6
1/2014	MI 7	WI 7	TR	109974	505108	243097	521784	28720	40
1/2014	MI 7	WI 7	TR	109974	505108	243097	521786	28798	28
1/2014	MI 7	WI 7	TR	109974	505108	243097	523034	384136	223
1/2014	MI 7	WI 7	TR	109974	505230	153728	521172	28846	61
1/2014	MI 7	WI 7	TR	109974	505230	153728	521250	28841	53
1/2014	MI 7	WI 7	TR	109974	505230	153728	521784	28720	37
1/2014	MI 7	WI 7	TR	109974	510005	246067	523034	384136	90
1/2014	MI 7	WI 7	TR	109974	511136	277072	521172	28846	94
1/2014	MI 7	WI 7	TR	109974	511136	277072	521250	28841	55
1/2014	MI 7	WI 7	TR	109974	511136	277072	521256	174788	16
1/2014	MI 7	WI 7	TR	109974	511136	277072	521784	28720	16
1/2014	MI 7	WI 7	TR	109974	511136	277072	523034	384136	870
1/2014	MI 7	WI 7	TR	109976	505038	153808	523034	384136	210
1/2014	MI 7	WI 7	TR	110407	505038	153808	521810	36869	21
1/2014	MI 7	WI 7	TR	110407	505108	243097	521810	36869	24
1/2014	MI 7	WI 7	TR	110407	511136	277072	521810	36869	48
1/2014	MI 7	WI 7	TR	110904	505038	153808	505025	139257	570
1/2014	MI 7	WI 7	TR	110905	505038	153808	505025	139257	777
1/2014	MI 7	WI 7	TR	111061	505038	153808	521330	28761	49
1/2014	MI 7	WI 7	TR	111061	505108	243097	521330	28761	56
1/2014	MI 7	WI 7	TR	111061	511136	277072	521330	28761	112

**ANR Pipeline Company
 Transportation Services
 Fuel By Route Analysis**

VASCR351

Reporting Year: *January - December 2014*
 Production Period: **01/2014**

<u>Production Period</u>	<u>Receipt Segment</u>	<u>Delivery Segment</u>	<u>Service Class</u>	<u>Svc Req Contract</u>	<u>Receipt Location</u>	<u>Receipt Loc Prop</u>	<u>Delivery Location</u>	<u>Delivery Loc Prop</u>	<u>Fuel Quantity</u>
1/2014	MI 7	WI 7	TR	111119	505038	153808	521012	40226	10
1/2014	MI 7	WI 7	TR	111119	505038	153808	521172	28846	31
1/2014	MI 7	WI 7	TR	111119	505038	153808	521174	28778	4
1/2014	MI 7	WI 7	TR	111119	505038	153808	521190	28825	3
1/2014	MI 7	WI 7	TR	111119	505038	153808	521246	28844	18
1/2014	MI 7	WI 7	TR	111119	505038	153808	521250	28841	26
1/2014	MI 7	WI 7	TR	111119	505038	153808	521298	28736	2
1/2014	MI 7	WI 7	TR	111119	505038	153808	521676	100052	3
1/2014	MI 7	WI 7	TR	111119	505038	153808	521784	28720	3
1/2014	MI 7	WI 7	TR	111119	511136	277072	521012	40226	2
1/2014	MI 7	WI 7	TR	111119	511136	277072	521168	28834	3
1/2014	MI 7	WI 7	TR	111119	511136	277072	521172	28846	499
1/2014	MI 7	WI 7	TR	111119	511136	277072	521190	28825	1
1/2014	MI 7	WI 7	TR	111119	511136	277072	521196	28771	6
1/2014	MI 7	WI 7	TR	111119	511136	277072	521210	28828	4
1/2014	MI 7	WI 7	TR	111119	511136	277072	521214	40197	1
1/2014	MI 7	WI 7	TR	111119	511136	277072	521226	28881	1
1/2014	MI 7	WI 7	TR	111119	511136	277072	521230	28819	3
1/2014	MI 7	WI 7	TR	111119	511136	277072	521246	28844	3
1/2014	MI 7	WI 7	TR	111119	511136	277072	521266	28702	31
1/2014	MI 7	WI 7	TR	111119	511136	277072	521298	28736	3
1/2014	MI 7	WI 7	TR	111119	511136	277072	521314	28661	1
1/2014	MI 7	WI 7	TR	111119	511136	277072	521322	28868	2
1/2014	MI 7	WI 7	TR	111119	511136	277072	521350	28660	22
1/2014	MI 7	WI 7	TR	111119	511136	277072	521382	174790	2
1/2014	MI 7	WI 7	TR	111119	511136	277072	521784	28720	3
1/2014	MI 7	WI 7	TR	111119	511136	277072	523034	384136	1
1/2014	MI 7	WI 7	TR	111200	505108	243097	505025	139257	336
1/2014	MI 7	WI 7	TR	111201	511136	277072	521262	36868	18
1/2014	MI 7	WI 7	TR	111202	511136	277072	521172	28846	78
1/2014	MI 7	WI 7	TR	111203	511136	277072	521298	28736	58
1/2014	MI 7	WI 7	TR	111284	510005	246067	505024	139256	62
1/2014	MI 7	WI 7	TR	111284	511136	277072	505024	139256	496

**ANR Pipeline Company
 Transportation Services
 Fuel By Route Analysis**
VASCR351

 Reporting Year: *January - December 2014*
 Production Period: **01/2014**

<u>Production Period</u>	<u>Receipt Segment</u>	<u>Delivery Segment</u>	<u>Service Class</u>	<u>Svc Req Contract</u>	<u>Receipt Location</u>	<u>Receipt Loc Prop</u>	<u>Delivery Location</u>	<u>Delivery Loc Prop</u>	<u>Fuel Quantity</u>
1/2014	MI 7	WI 7	TR	111296	505108	243097	505026	139258	279
1/2014	MI 7	WI 7	TR	111296	511136	277072	505026	139258	1,147
1/2014	MI 7	WI 7	TR	111297	505038	153808	505023	139255	24
1/2014	MI 7	WI 7	TR	111297	511136	277072	505023	139255	1,773
1/2014	MI 7	WI 7	TR	111316	510005	246067	521370	28788	60
1/2014	MI 7	WI 7	TR	111403	505108	243097	505025	139257	124
1/2014	MI 7	WI 7	TR	111481	505038	153808	523034	384136	54
1/2014	MI 7	WI 7	TR	111481	511136	277072	521168	28834	1
1/2014	MI 7	WI 7	TR	111481	511136	277072	521172	28846	13
1/2014	MI 7	WI 7	TR	111481	511136	277072	521230	28819	1
1/2014	MI 7	WI 7	TR	111481	511136	277072	521298	28736	3
1/2014	MI 7	WI 7	TR	111481	511136	277072	521784	28720	5
1/2014	MI 7	WI 7	TR	111481	511136	277072	523034	384136	90
1/2014	MI 7	WI 7	TR	111718	511136	277072	521012	40226	11
1/2014	MI 7	WI 7	TR	111718	511136	277072	521168	28834	11
1/2014	MI 7	WI 7	TR	111718	511136	277072	521172	28846	312
1/2014	MI 7	WI 7	TR	111718	511136	277072	521174	28778	4
1/2014	MI 7	WI 7	TR	111718	511136	277072	521178	28883	36
1/2014	MI 7	WI 7	TR	111718	511136	277072	521190	28825	4
1/2014	MI 7	WI 7	TR	111718	511136	277072	521196	28771	6
1/2014	MI 7	WI 7	TR	111718	511136	277072	521210	28828	9
1/2014	MI 7	WI 7	TR	111718	511136	277072	521214	40197	1
1/2014	MI 7	WI 7	TR	111718	511136	277072	521230	28819	7
1/2014	MI 7	WI 7	TR	111718	511136	277072	521238	28836	2
1/2014	MI 7	WI 7	TR	111718	511136	277072	521246	28844	181
1/2014	MI 7	WI 7	TR	111718	511136	277072	521250	28841	267
1/2014	MI 7	WI 7	TR	111718	511136	277072	521266	28702	29
1/2014	MI 7	WI 7	TR	111718	511136	277072	521298	28736	9
1/2014	MI 7	WI 7	TR	111718	511136	277072	521314	28661	15
1/2014	MI 7	WI 7	TR	111718	511136	277072	521322	28868	9
014	MI 7	WI 7	TR	111718	511136	277072	521350	28660	23
14	MI 7	WI 7	TR	111718	511136	277072	521376	139403	2
4	MI 7	WI 7	TR	111718	511136	277072	521676	100052	21

ANR Pipeline Company Transportation Services Fuel By Route Analysis

VASCR351

Reporting Year: *January - December 2014*
 Production Period: **01/2014**

<u>Production Period</u>	<u>Receipt Segment</u>	<u>Delivery Segment</u>	<u>Service Class</u>	<u>Svc Req Contract</u>	<u>Receipt Location</u>	<u>Receipt Loc Prop</u>	<u>Delivery Location</u>	<u>Delivery Loc Prop</u>	<u>Fuel Quantity</u>
1/2014	MI 7	WI 7	TR	111718	511136	277072	521784	28720	21
1/2014	MI 7	WI 7	TR	111718	511136	277072	523034	384136	116
1/2014	MI 7	WI 7	TR	111721	511136	277072	521012	40226	93
1/2014	MI 7	WI 7	TR	111721	511136	277072	521172	28846	89
1/2014	MI 7	WI 7	TR	111721	511136	277072	521176	28859	31
1/2014	MI 7	WI 7	TR	111721	511136	277072	521180	28875	49
1/2014	MI 7	WI 7	TR	111721	511136	277072	521182	28854	63
1/2014	MI 7	WI 7	TR	111721	511136	277072	521200	28679	30
1/2014	MI 7	WI 7	TR	111721	511136	277072	521212	28882	31
1/2014	MI 7	WI 7	TR	111721	511136	277072	521214	40197	31
1/2014	MI 7	WI 7	TR	111721	511136	277072	521218	28865	61
1/2014	MI 7	WI 7	TR	111721	511136	277072	521220	28766	61
1/2014	MI 7	WI 7	TR	111721	511136	277072	521240	28759	15
1/2014	MI 7	WI 7	TR	111721	511136	277072	521246	28844	2
1/2014	MI 7	WI 7	TR	111721	511136	277072	521250	28841	2
1/2014	MI 7	WI 7	TR	111721	511136	277072	521262	36868	169
1/2014	MI 7	WI 7	TR	111721	511136	277072	521266	28702	138
1/2014	MI 7	WI 7	TR	111721	511136	277072	521302	28747	62
1/2014	MI 7	WI 7	TR	111721	511136	277072	521314	28661	31
1/2014	MI 7	WI 7	TR	111721	511136	277072	521318	28829	31
1/2014	MI 7	WI 7	TR	111721	511136	277072	521322	28868	206
1/2014	MI 7	WI 7	TR	111721	511136	277072	521324	28794	31
1/2014	MI 7	WI 7	TR	111721	511136	277072	521328	28763	1
1/2014	MI 7	WI 7	TR	111721	511136	277072	521330	28761	33
1/2014	MI 7	WI 7	TR	111721	511136	277072	521340	28732	31
1/2014	MI 7	WI 7	TR	111721	511136	277072	521344	28734	31
1/2014	MI 7	WI 7	TR	111721	511136	277072	521350	28660	66
1/2014	MI 7	WI 7	TR	111721	511136	277072	521356	28774	62
1/2014	MI 7	WI 7	TR	111721	511136	277072	521676	100052	122
1/2014	MI 7	WI 7	TR	111721	511136	277072	521786	28798	31
1/2014	MI 7	WI 7	TR	111721	511136	277072	521814	36934	84
1/2014	MI 7	WI 7	TR	111721	511136	277072	523034	384136	31
1/2014	MI 7	WI 7	TR	111730	505038	153808	521172	28846	48

ANR Pipeline Company Transportation Services Fuel By Route Analysis

VASCR351

Reporting Year: *January - December 2014*
 Production Period: **01/2014**

<u>Production Period</u>	<u>Receipt Segment</u>	<u>Delivery Segment</u>	<u>Service Class</u>	<u>Svc Req Contract</u>	<u>Receipt Location</u>	<u>Receipt Loc Prop</u>	<u>Delivery Location</u>	<u>Delivery Loc Prop</u>	<u>Fuel Quantity</u>
1/2014	MI 7	WI 7	TR	111730	505038	153808	521250	28841	27
1/2014	MI 7	WI 7	TR	111730	505038	153808	521256	174788	27
1/2014	MI 7	WI 7	TR	111730	505038	153808	521784	28720	18
1/2014	MI 7	WI 7	TR	111730	505038	153808	523034	384136	393
1/2014	MI 7	WI 7	TR	111730	505108	243097	521172	28846	11
1/2014	MI 7	WI 7	TR	111730	505108	243097	521250	28841	1
1/2014	MI 7	WI 7	TR	111730	505108	243097	521784	28720	1
1/2014	MI 7	WI 7	TR	111730	505108	243097	523034	384136	282
1/2014	MI 7	WI 7	TR	111730	510005	246067	521172	28846	21
1/2014	MI 7	WI 7	TR	111730	510005	246067	521250	28841	39
1/2014	MI 7	WI 7	TR	111730	510005	246067	521784	28720	12
1/2014	MI 7	WI 7	TR	111730	510005	246067	523034	384136	36
1/2014	MI 7	WI 7	TR	111730	511136	277072	521172	28846	43
1/2014	MI 7	WI 7	TR	111730	511136	277072	521250	28841	22
1/2014	MI 7	WI 7	TR	111730	511136	277072	521784	28720	19
1/2014	MI 7	WI 7	TR	111730	511136	277072	523034	384136	403
1/2014	MI 7	WI 7	TR	111864	505108	243097	505026	139258	777
1/2014	MI 7	WI 7	TR	111928	505108	243097	523032	384134	216
1/2014	MI 7	WI 7	TR	111928	511158	48644	523032	384134	72
1/2014	MI 7	WI 7	TR	112565	505038	153808	521650	269472	85
1/2014	MI 7	WI 7	TR	112565	505038	153808	523032	384134	1,116
1/2014	MI 7	WI 7	TR	112565	505108	243097	521296	139402	39
1/2014	MI 7	WI 7	TR	112565	510029	2610	523032	384134	6
1/2014	MI 7	WI 7	TR	112612	505038	153808	505025	139257	384
1/2014	MI 7	WI 7	TR	112612	505038	153808	521654	284917	246
1/2014	MI 7	WI 7	TR	112901	505038	153808	521292	28806	7
1/2014	MI 7	WI 7	TR	112901	505108	243097	521292	28806	8
1/2014	MI 7	WI 7	TR	112901	511136	277072	521292	28806	16
1/2014	MI 7	WI 7	TR	112906	505038	153808	521204	28672	2
1/2014	MI 7	WI 7	TR	112906	505108	243097	521172	28846	3
1/2014	MI 7	WI 7	TR	112906	505108	243097	521204	28672	2
1/2014	MI 7	WI 7	TR	112906	511136	277072	521172	28846	4
1/2014	MI 7	WI 7	TR	112906	511136	277072	521204	28672	4

**ANR Pipeline Company
 Transportation Services
 Fuel By Route Analysis**
VASCR351

 Reporting Year: *January - December 2014*
 Production Period: **01/2014**

<u>Production Period</u>	<u>Receipt Segment</u>	<u>Delivery Segment</u>	<u>Service Class</u>	<u>Svc Req Contract</u>	<u>Receipt Location</u>	<u>Receipt Loc Prop</u>	<u>Delivery Location</u>	<u>Delivery Loc Prop</u>	<u>Fuel Quantity</u>
1/2014	MI 7	WI 7	TR	112958	505038	153808	523047	444972	28
1/2014	MI 7	WI 7	TR	112958	505108	243097	523047	444972	32
1/2014	MI 7	WI 7	TR	112958	511136	277072	523047	444972	64
1/2014	MI 7	WI 7	TR	113018	505038	153808	521262	36868	900
1/2014	MI 7	WI 7	TR	113120	511136	277072	521012	40226	117
1/2014	MI 7	WI 7	TR	113120	511136	277072	521168	28834	19
1/2014	MI 7	WI 7	TR	113120	511136	277072	521172	28846	276
1/2014	MI 7	WI 7	TR	113120	511136	277072	521174	28778	33
1/2014	MI 7	WI 7	TR	113120	511136	277072	521178	28883	30
1/2014	MI 7	WI 7	TR	113120	511136	277072	521190	28825	4
1/2014	MI 7	WI 7	TR	113120	511136	277072	521196	28771	10
1/2014	MI 7	WI 7	TR	113120	511136	277072	521210	28828	41
1/2014	MI 7	WI 7	TR	113120	511136	277072	521214	40197	4
1/2014	MI 7	WI 7	TR	113120	511136	277072	521226	28881	14
1/2014	MI 7	WI 7	TR	113120	511136	277072	521230	28819	12
1/2014	MI 7	WI 7	TR	113120	511136	277072	521238	28836	15
1/2014	MI 7	WI 7	TR	113120	511136	277072	521246	28844	130
1/2014	MI 7	WI 7	TR	113120	511136	277072	521250	28841	18
1/2014	MI 7	WI 7	TR	113120	511136	277072	521266	28702	165
1/2014	MI 7	WI 7	TR	113120	511136	277072	521298	28736	93
1/2014	MI 7	WI 7	TR	113120	511136	277072	521314	28661	59
1/2014	MI 7	WI 7	TR	113120	511136	277072	521322	28868	12
1/2014	MI 7	WI 7	TR	113120	511136	277072	521350	28660	80
1/2014	MI 7	WI 7	TR	113120	511136	277072	521376	139403	1
1/2014	MI 7	WI 7	TR	113120	511136	277072	521382	174790	4
1/2014	MI 7	WI 7	TR	113120	511136	277072	521676	100052	97
1/2014	MI 7	WI 7	TR	113120	511136	277072	521758	28855	2
1/2014	MI 7	WI 7	TR	113120	511136	277072	521784	28720	203
1/2014	MI 7	WI 7	TR	113120	511136	277072	523034	384136	12
1/2014	MI 7	WI 7	TR	113181	505038	153808	521266	28702	40
1/2014	MI 7	WI 7	TR	113181	505038	153808	523032	384134	75
1/2014	MI 7	WI 7	TR	113181	505038	153808	523034	384136	18
1/2014	MI 7	WI 7	TR	113181	505108	243097	521172	28846	21

ANR Pipeline Company Transportation Services Fuel By Route Analysis

VASCR351

Reporting Year: *January - December 2014*
 Production Period: **01/2014**

<u>Production Period</u>	<u>Receipt Segment</u>	<u>Delivery Segment</u>	<u>Service Class</u>	<u>Svc Req Contract</u>	<u>Receipt Location</u>	<u>Receipt Loc Prop</u>	<u>Delivery Location</u>	<u>Delivery Loc Prop</u>	<u>Fuel Quantity</u>
1/2014	MI 7	WI 7	TR	113181	505108	243097	521266	28702	54
1/2014	MI 7	WI 7	TR	113181	505108	243097	521654	284917	72
1/2014	MI 7	WI 7	TR	113181	505108	243097	523032	384134	302
1/2014	MI 7	WI 7	TR	113181	510005	246067	521172	28846	19
1/2014	MI 7	WI 7	TR	113181	510005	246067	521266	28702	11
1/2014	MI 7	WI 7	TR	113181	510005	246067	523032	384134	27
1/2014	MI 7	WI 7	TR	113181	511136	277072	521266	28702	29
1/2014	MI 7	WI 7	TR	113181	511136	277072	521654	284917	45
1/2014	MI 7	WI 7	TR	113181	511136	277072	523034	384136	35
1/2014	MI 7	WI 7	TR	113181	513022	338686	523032	384134	40
1/2014	MI 7	WI 7	TR	113239	511136	277072	521814	36934	295
1/2014	MI 7	WI 7	TR	113240	505038	153808	521814	36934	256
1/2014	MI 7	WI 7	TR	113406	505108	243097	505025	139257	48
1/2014	MI 7	WI 7	TR	113479	505038	153808	523034	384136	28
1/2014	MI 7	WI 7	TR	113536	505038	153808	521172	28846	104
1/2014	MI 7	WI 7	TR	113536	505038	153808	521174	28778	8
1/2014	MI 7	WI 7	TR	113536	505038	153808	521250	28841	54
1/2014	MI 7	WI 7	TR	113536	505038	153808	521266	28702	40
1/2014	MI 7	WI 7	TR	113536	505038	153808	521322	28868	13
1/2014	MI 7	WI 7	TR	113536	505038	153808	521676	100052	12
1/2014	MI 7	WI 7	TR	113536	505038	153808	521784	28720	8
1/2014	MI 7	WI 7	TR	113536	505108	243097	521172	28846	32
1/2014	MI 7	WI 7	TR	113536	505108	243097	521266	28702	2
1/2014	MI 7	WI 7	TR	113536	505108	243097	521784	28720	2
1/2014	MI 7	WI 7	TR	113679	505038	153808	521172	28846	14
1/2014	MI 7	WI 7	TR	113679	505038	153808	521250	28841	7
1/2014	MI 7	WI 7	TR	113679	505038	153808	521262	36868	1
1/2014	MI 7	WI 7	TR	113679	505038	153808	521266	28702	1
1/2014	MI 7	WI 7	TR	113679	505038	153808	521298	28736	6
1/2014	MI 7	WI 7	TR	113679	505038	153808	521322	28868	6
1/2014	MI 7	WI 7	TR	113679	505108	243097	521314	28661	47
1/2014	MI 7	WI 7	TR	113679	505108	243097	523035	387791	103
1/2014	MI 7	WI 7	TR	113679	510029	2610	523035	387791	54

**ANR Pipeline Company
 Transportation Services
 Fuel By Route Analysis**
VASCR351

 Reporting Year: *January - December 2014*
 Production Period: **01/2014**

<u>Production Period</u>	<u>Receipt Segment</u>	<u>Delivery Segment</u>	<u>Service Class</u>	<u>Svc Req Contract</u>	<u>Receipt Location</u>	<u>Receipt Loc Prop</u>	<u>Delivery Location</u>	<u>Delivery Loc Prop</u>	<u>Fuel Quantity</u>
1/2014	MI 7	WI 7	TR	113680	505108	243097	521172	28846	3
1/2014	MI 7	WI 7	TR	113680	505108	243097	523035	387791	57
1/2014	MI 7	WI 7	TR	113680	511136	277072	521172	28846	22
1/2014	MI 7	WI 7	TR	113681	505038	153808	521172	28846	10
1/2014	MI 7	WI 7	TR	113681	505038	153808	521250	28841	30
1/2014	MI 7	WI 7	TR	113681	505038	153808	523035	387791	5
1/2014	MI 7	WI 7	TR	113681	505108	243097	523035	387791	37
1/2014	MI 7	WI 7	TR	113682	505038	153808	521172	28846	72
1/2014	MI 7	WI 7	TR	113682	505038	153808	523035	387791	7
1/2014	MI 7	WI 7	TR	113682	505108	243097	523035	387791	36
1/2014	MI 7	WI 7	TR	113710	505038	153808	505023	139255	240
1/2014	MI 7	WI 7	TR	113710	510005	246067	505023	139255	676
1/2014	MI 7	WI 7	TR	113710	511136	277072	505023	139255	1,093
1/2014	MI 7	WI 7	TR	113877	511136	277072	521172	28846	24
1/2014	MI 7	WI 7	TR	113877	511136	277072	521188	28862	37
1/2014	MI 7	WI 7	TR	113877	511136	277072	521190	28825	2
1/2014	MI 7	WI 7	TR	113877	511136	277072	521198	28782	2
1/2014	MI 7	WI 7	TR	113877	511136	277072	521276	28701	28
1/2014	MI 7	WI 7	TR	113878	511136	277072	521266	28702	93
1/2014	MI 7	WI 7	TR	113879	511136	277072	521350	28660	31
1/2014	MI 7	WI 7	TR	113880	511136	277072	521786	28798	93
1/2014	MI 7	WI 7	TR	113881	511136	277072	521198	28782	31
1/2014	MI 7	WI 7	TR	113882	511136	277072	521374	28662	31
1/2014	MI 7	WI 7	TR	113884	511136	277072	521246	28844	186
1/2014	MI 7	WI 7	TR	113886	511136	277072	521166	40496	62
1/2014	MI 7	WI 7	TR	113889	511136	277072	521178	28883	31
1/2014	MI 7	WI 7	TR	113890	511136	277072	521214	40197	31
1/2014	MI 7	WI 7	TR	113904	511136	277072	521210	28828	62
1/2014	MI 7	WI 7	TR	113906	511136	277072	521344	28734	31
1/2014	MI 7	WI 7	TR	113915	511136	277072	521246	28844	62
1/2014	MI 7	WI 7	TR	113915	511136	277072	521322	28868	31
1/2014	MI 7	WI 7	TR	113919	511136	277072	521168	28834	93
1/2014	MI 7	WI 7	TR	113921	511136	277072	521260	36867	31

**ANR Pipeline Company
 Transportation Services
 Fuel By Route Analysis**

VASCR351

Reporting Year: *January - December 2014*
 Production Period: **01/2014**

<u>Production Period</u>	<u>Receipt Segment</u>	<u>Delivery Segment</u>	<u>Service Class</u>	<u>Svc Req Contract</u>	<u>Receipt Location</u>	<u>Receipt Loc Prop</u>	<u>Delivery Location</u>	<u>Delivery Loc Prop</u>	<u>Fuel Quantity</u>
1/2014	MI 7	WI 7	TR	113922	511136	277072	521784	28720	279
1/2014	MI 7	WI 7	TR	113924	511136	277072	521814	36934	31
1/2014	MI 7	WI 7	TR	113928	511136	277072	521240	28759	31
1/2014	MI 7	WI 7	TR	113930	511136	277072	521298	28736	93
1/2014	MI 7	WI 7	TR	113933	511136	277072	521204	28672	62
1/2014	MI 7	WI 7	TR	113936	511136	277072	521248	28811	31
1/2014	MI 7	WI 7	TR	113937	511136	277072	523034	384136	93
1/2014	MI 7	WI 7	TR	113944	511136	277072	521314	28661	93
1/2014	MI 7	WI 7	TR	113945	511136	277072	521814	36934	124
1/2014	MI 7	WI 7	TR	113956	511136	277072	521246	28844	31
1/2014	MI 7	WI 7	TR	113960	511136	277072	521370	28788	31
1/2014	MI 7	WI 7	TR	113975	511136	277072	521370	28788	31
1/2014	MI 7	WI 7	TR	113976	511136	277072	521012	40226	62
1/2014	MI 7	WI 7	TR	113981	511136	277072	521374	28662	31
1/2014	MI 7	WI 7	TR	113987	511136	277072	521784	28720	341
1/2014	MI 7	WI 7	TR	113988	511136	277072	521298	28736	31
1/2014	MI 7	WI 7	TR	113994	511136	277072	521784	28720	31
1/2014	MI 7	WI 7	TR	113998	511136	277072	521200	28679	31
1/2014	MI 7	WI 7	TR	113999	511136	277072	521230	28819	31
1/2014	MI 7	WI 7	TR	114000	511136	277072	521174	28778	62
1/2014	MI 7	WI 7	TR	114002	511136	277072	521248	28811	31
1/2014	MI 7	WI 7	TR	114004	511136	277072	521012	40226	62
1/2014	MI 7	WI 7	TR	114005	511136	277072	521676	100052	62
1/2014	MI 7	WI 7	TR	114007	511136	277072	521168	28834	279
1/2014	MI 7	WI 7	TR	114007	511136	277072	521172	28846	31
1/2014	MI 7	WI 7	TR	114009	511136	277072	521178	28883	31
1/2014	MI 7	WI 7	TR	114015	511136	277072	521266	28702	124
1/2014	MI 7	WI 7	TR	114091	505038	153808	505024	139256	32
1/2014	MI 7	WI 7	TR	114091	505108	243097	505024	139256	20
1/2014	MI 7	WI 7	TR	114091	511136	277072	505024	139256	29
1/2014	MI 7	WI 7	TR	114466	505038	153808	521314	28661	162
1/2014	MI 7	WI 7	TR	114466	505108	243097	521314	28661	66
1/2014	MI 7	WI 7	TR	114466	510005	246067	521314	28661	88

**ANR Pipeline Company
 Transportation Services
 Fuel By Route Analysis**
VASCR351

 Reporting Year: *January - December 2014*
 Production Period: **01/2014**

<u>Production Period</u>	<u>Receipt Segment</u>	<u>Delivery Segment</u>	<u>Service Class</u>	<u>Svc Req Contract</u>	<u>Receipt Location</u>	<u>Receipt Loc Prop</u>	<u>Delivery Location</u>	<u>Delivery Loc Prop</u>	<u>Fuel Quantity</u>
1/2014	MI 7	WI 7	TR	114466	511136	277072	521314	28661	193
1/2014	MI 7	WI 7	TR	114466	511158	48644	521314	28661	65
1/2014	MI 7	WI 7	TR	114466	513022	338686	521314	28661	84
1/2014	MI 7	WI 7	TR	114490	505038	153808	521164	28842	74
1/2014	MI 7	WI 7	TR	114490	505038	153808	521314	28661	245
1/2014	MI 7	WI 7	TR	114490	505108	243097	521164	28842	147
1/2014	MI 7	WI 7	TR	114490	505108	243097	521314	28661	366
1/2014	MI 7	WI 7	TR	114490	510005	246067	521164	28842	132
1/2014	MI 7	WI 7	TR	114490	510005	246067	521314	28661	221
1/2014	MI 7	WI 7	TR	114490	511136	277072	521164	28842	72
1/2014	MI 7	WI 7	TR	114490	511136	277072	521314	28661	76
1/2014	MI 7	WI 7	TR	114490	513022	338686	521164	28842	68
1/2014	MI 7	WI 7	TR	114490	513022	338686	521314	28661	167
1/2014	MI 7	WI 7	TR	114497	505108	243097	521176	28859	4
1/2014	MI 7	WI 7	TR	114497	505108	243097	521266	28702	35
1/2014	MI 7	WI 7	TR	114497	505108	243097	521314	28661	25
1/2014	MI 7	WI 7	TR	114497	505230	153728	510033	28873	34
1/2014	MI 7	WI 7	TR	114497	513022	338686	521314	28661	5
1/2014	MI 7	WI 7	TR	114505	505108	243097	505026	139258	340
1/2014	MI 7	WI 7	TR	114512	511136	277072	521262	36868	553
1/2014	MI 7	WI 7	TR	114668	505038	153808	521256	174788	64
1/2014	MI 7	WI 7	TR	114668	505038	153808	521258	265372	1
1/2014	MI 7	WI 7	TR	114668	505038	153808	521786	28798	118
1/2014	MI 7	WI 7	TR	114668	505230	153728	521256	174788	1
1/2014	MI 7	WI 7	TR	114671	505038	153808	510033	28873	92
1/2014	MI 7	WI 7	TR	114671	505038	153808	521172	28846	16
1/2014	MI 7	WI 7	TR	114671	505038	153808	521250	28841	622
1/2014	MI 7	WI 7	TR	114671	505038	153808	523035	387791	124
1/2014	MI 7	WI 7	TR	114671	505108	243097	521250	28841	429
1/2014	MI 7	WI 7	TR	114671	505108	243097	523034	384136	49
1/2014	MI 7	WI 7	TR	114671	505108	243097	523035	387791	65
1/2014	MI 7	WI 7	TR	114671	510005	246067	510033	28873	27
1/2014	MI 7	WI 7	TR	114671	511136	277072	523035	387791	39

**ANR Pipeline Company
 Transportation Services
 Fuel By Route Analysis**
VASCR351

 Reporting Year: *January - December 2014*
 Production Period: **01/2014**

<u>Production Period</u>	<u>Receipt Segment</u>	<u>Delivery Segment</u>	<u>Service Class</u>	<u>Svc Req Contract</u>	<u>Receipt Location</u>	<u>Receipt Loc Prop</u>	<u>Delivery Location</u>	<u>Delivery Loc Prop</u>	<u>Fuel Quantity</u>
1/2014	MI 7	WI 7	TR	114677	505038	153808	521288	28670	231
1/2014	MI 7	WI 7	TR	114677	505108	243097	521288	28670	45
1/2014	MI 7	WI 7	TR	114677	511136	277072	521288	28670	177
1/2014	MI 7	WI 7	TR	114746	505038	153808	510033	28873	717
1/2014	MI 7	WI 7	TR	114823	505038	153808	521266	28702	28
1/2014	MI 7	WI 7	TR	114823	505108	243097	521266	28702	32
1/2014	MI 7	WI 7	TR	114823	511136	277072	521266	28702	64
1/2014	MI 7	WI 7	TR	115067	505038	153808	505024	139256	255
1/2014	MI 7	WI 7	TR	115224	511136	277072	521012	40226	31
1/2014	MI 7	WI 7	TR	115275	505038	153808	521172	28846	36
1/2014	MI 7	WI 7	TR	115275	505038	153808	521250	28841	53
1/2014	MI 7	WI 7	TR	115275	505038	153808	521266	28702	31
1/2014	MI 7	WI 7	TR	115275	505038	153808	521298	28736	5
1/2014	MI 7	WI 7	TR	115275	505038	153808	521314	28661	88
1/2014	MI 7	WI 7	TR	115275	505038	153808	521322	28868	5
1/2014	MI 7	WI 7	TR	115275	505038	153808	523032	384134	1
1/2014	MI 7	WI 7	TR	115275	505108	243097	521250	28841	37
1/2014	MI 7	WI 7	TR	115275	505108	243097	523032	384134	36
1/2014	MI 7	WI 7	TR	115275	510005	246067	521172	28846	20
1/2014	MI 7	WI 7	TR	115275	510005	246067	521250	28841	84
1/2014	MI 7	WI 7	TR	115275	510005	246067	521266	28702	39
1/2014	MI 7	WI 7	TR	115275	510005	246067	521314	28661	67
1/2014	MI 7	WI 7	TR	115275	510005	246067	523032	384134	93
1/2014	MI 7	WI 7	TR	115275	511136	277072	521172	28846	10
1/2014	MI 7	WI 7	TR	115275	511136	277072	521314	28661	54
1/2014	MI 7	WI 7	TR	115275	511158	48644	521314	28661	56
1/2014	MI 7	WI 7	TR	115823	505038	153808	521012	40226	32
1/2014	MI 7	WI 7	TR	115823	505038	153808	521172	28846	58
1/2014	MI 7	WI 7	TR	115823	505038	153808	521178	28883	25
1/2014	MI 7	WI 7	TR	115823	505038	153808	521196	28771	11
1/2014	MI 7	WI 7	TR	115823	505038	153808	521246	28844	36
1/2014	MI 7	WI 7	TR	115823	505038	153808	521250	28841	50
1/2014	MI 7	WI 7	TR	115823	505038	153808	521286	28853	9

ANR Pipeline Company Transportation Services Fuel By Route Analysis
--

VASCR351

 Reporting Year: *January - December 2014*
 Production Period: **01/2014**

<u>Production Period</u>	<u>Receipt Segment</u>	<u>Delivery Segment</u>	<u>Service Class</u>	<u>Svc Req Contract</u>	<u>Receipt Location</u>	<u>Receipt Loc Prop</u>	<u>Delivery Location</u>	<u>Delivery Loc Prop</u>	<u>Fuel Quantity</u>
1/2014	MI 7	WI 7	TR	115823	505038	153808	521324	28794	12
1/2014	MI 7	WI 7	TR	115823	505038	153808	521338	28700	4
1/2014	MI 7	WI 7	TR	115823	505038	153808	521786	28798	10
1/2014	MI 7	WI 7	TR	115823	505108	243097	521012	40226	30
1/2014	MI 7	WI 7	TR	115823	505108	243097	521172	28846	106
1/2014	MI 7	WI 7	TR	115823	505108	243097	521178	28883	3
1/2014	MI 7	WI 7	TR	115823	505108	243097	521196	28771	7
1/2014	MI 7	WI 7	TR	115823	505108	243097	521200	28679	4
1/2014	MI 7	WI 7	TR	115823	505108	243097	521246	28844	17
1/2014	MI 7	WI 7	TR	115823	505108	243097	521250	28841	23
1/2014	MI 7	WI 7	TR	115823	505108	243097	521262	36868	37
1/2014	MI 7	WI 7	TR	115823	505108	243097	521266	28702	14
1/2014	MI 7	WI 7	TR	115823	505108	243097	521286	28853	5
1/2014	MI 7	WI 7	TR	115823	505108	243097	521316	28831	11
1/2014	MI 7	WI 7	TR	115823	505108	243097	521318	28829	1
1/2014	MI 7	WI 7	TR	115823	505108	243097	521324	28794	8
1/2014	MI 7	WI 7	TR	115823	505108	243097	521338	28700	3
1/2014	MI 7	WI 7	TR	115823	505108	243097	521344	28734	13
1/2014	MI 7	WI 7	TR	115823	505108	243097	521784	28720	2
1/2014	MI 7	WI 7	TR	115823	505108	243097	521786	28798	24
1/2014	MI 7	WI 7	TR	115823	505108	243097	521814	36934	11
1/2014	MI 7	WI 7	TR	115823	511136	277072	521178	28883	16
1/2014	MI 7	WI 7	TR	115823	511136	277072	521196	28771	14
1/2014	MI 7	WI 7	TR	115823	511136	277072	521200	28679	3
1/2014	MI 7	WI 7	TR	115823	511136	277072	521204	28672	7
1/2014	MI 7	WI 7	TR	115823	511136	277072	521246	28844	17
1/2014	MI 7	WI 7	TR	115823	511136	277072	521248	28811	5
1/2014	MI 7	WI 7	TR	115823	511136	277072	521262	36868	28
1/2014	MI 7	WI 7	TR	115823	511136	277072	521266	28702	16
1/2014	MI 7	WI 7	TR	115823	511136	277072	521286	28853	11
1/2014	MI 7	WI 7	TR	115823	511136	277072	521314	28661	32
1/2014	MI 7	WI 7	TR	115823	511136	277072	521316	28831	5
1/2014	MI 7	WI 7	TR	115823	511136	277072	521318	28829	4

**ANR Pipeline Company
 Transportation Services
 Fuel By Route Analysis**
VASCR351
**Reporting Year: January - December 2014
 Production Period: 01/2014**

<u>Production Period</u>	<u>Receipt Segment</u>	<u>Delivery Segment</u>	<u>Service Class</u>	<u>Svc Req Contract</u>	<u>Receipt Location</u>	<u>Receipt Loc Prop</u>	<u>Delivery Location</u>	<u>Delivery Loc Prop</u>	<u>Fuel Quantity</u>
1/2014	MI 7	WI 7	TR	115823	511136	277072	521324	28794	8
1/2014	MI 7	WI 7	TR	115823	511136	277072	521338	28700	4
1/2014	MI 7	WI 7	TR	115823	511136	277072	521344	28734	8
1/2014	MI 7	WI 7	TR	115823	511136	277072	521362	28733	4
1/2014	MI 7	WI 7	TR	115823	511136	277072	521374	28662	9
1/2014	MI 7	WI 7	TR	115823	511136	277072	521784	28720	36
1/2014	MI 7	WI 7	TR	115823	511136	277072	521786	28798	9
1/2014	MI 7	WI 7	TR	115823	511136	277072	521814	36934	10
1/2014	MI 7	WI 7	TR	115823	511136	277072	523034	384136	5
1/2014	MI 7	WI 7	TR	115931	511136	277072	521298	28736	31
1/2014	MI 7	WI 7	TR	115957	505038	153808	505504	854822	369
1/2014	MI 7	WI 7	TR	116064	505038	153808	505025	139257	918
1/2014	MI 7	WI 7	TR	116064	505038	153808	523032	384134	650
1/2014	MI 7	WI 7	TR	116554	505038	153808	521174	28778	13
1/2014	MI 7	WI 7	TR	116554	505038	153808	521314	28661	10
1/2014	MI 7	WI 7	TR	116554	505038	153808	521676	100052	9
1/2014	MI 7	WI 7	TR	116554	505038	153808	523034	384136	14
1/2014	MI 7	WI 7	TR	116554	511136	277072	521164	28842	1
1/2014	MI 7	WI 7	TR	117335	505038	153808	505021	139253	5,486
1/2014	MI 7	WI 7	TR	117336	505038	153808	521810	36869	20
1/2014	MI 7	WI 7	TR	117336	505108	243097	521810	36869	122
1/2014	MI 7	WI 7	TR	117336	511136	277072	521810	36869	901
1/2014	MI 7	WI 7	TR	117354	505038	153808	521262	36868	4
1/2014	MI 7	WI 7	TR	117354	505108	243097	521262	36868	40
1/2014	MI 7	WI 7	TR	117354	510005	246067	521262	36868	29
1/2014	MI 7	WI 7	TR	117358	505038	153808	505021	139253	22
1/2014	MI 7	WI 7	TR	117358	505108	243097	505021	139253	1,739
1/2014	MI 7	WI 7	TR	117358	510029	2610	505021	139253	13
1/2014	MI 7	WI 7	TR	118088	505038	153808	523034	384136	27
1/2014	MI 7	WI 7	TR	118149	510005	246067	521676	100052	18
1/2014	MI 7	WI 7	TR	118149	511136	277072	521676	100052	540
1/2014	MI 7	WI 7	TR	118787	505038	153808	505024	139256	774
1/2014	MI 7	WI 7	TR	118793	505038	153808	505023	139255	1,425

**ANR Pipeline Company
 Transportation Services
 Fuel By Route Analysis**

VASCR351

Reporting Year: *January - December 2014*
 Production Period: **01/2014**

<u>Production Period</u>	<u>Receipt Segment</u>	<u>Delivery Segment</u>	<u>Service Class</u>	<u>Svc Req Contract</u>	<u>Receipt Location</u>	<u>Receipt Loc Prop</u>	<u>Delivery Location</u>	<u>Delivery Loc Prop</u>	<u>Fuel Quantity</u>
1/2014	MI 7	WI 7	TR	118840	505038	153808	505023	139255	34
1/2014	MI 7	WI 7	TR	118840	505108	243097	505023	139255	186
1/2014	MI 7	WI 7	TR	118840	511136	277072	505023	139255	828
1/2014	MI 7	WI 7	TR	120144	505038	153808	521266	28702	2
1/2014	MI 7	WI 7	TR	120144	505038	153808	521288	28670	22
1/2014	MI 7	WI 7	TR	120144	511136	277072	521266	28702	1
1/2014	MI 7	WI 7	TR	120144	511136	277072	521288	28670	5
1/2014	MI 7	WI 7	TR	120802	505038	153808	521250	28841	32
1/2014	MI 7	WI 7	TR	120880	510005	246067	521396	150407	31
1/2014	MI 7	WI 7	TR	120953	505038	153808	521250	28841	25
1/2014	MI 7	WI 7	TR	120953	505038	153808	521296	139402	108
1/2014	MI 7	WI 7	TR	120953	505038	153808	521654	284917	67
1/2014	MI 7	WI 7	TR	120953	505038	153808	523032	384134	108
1/2014	MI 7	WI 7	TR	120953	505038	153808	523034	384136	252
1/2014	MI 7	WI 7	TR	120953	505038	153808	523042	439345	18
1/2014	MI 7	WI 7	TR	120953	505108	243097	521266	28702	36
1/2014	MI 7	WI 7	TR	121006	505038	153808	521250	28841	11
1/2014	MI 7	WI 7	TR	121006	505038	153808	523034	384136	108
1/2014	MI 7	WI 7	TR	121099	505038	153808	521314	28661	18
1/2014	MI 7	WI 7	TR	121282	505038	153808	521204	28672	7
1/2014	MI 7	WI 7	TR	121282	505108	243097	521204	28672	5
1/2014	MI 7	WI 7	TR	121282	511136	277072	521204	28672	16
1/2014	MI 7	WI 7	TR	121284	505038	153808	521202	28682	7
1/2014	MI 7	WI 7	TR	121284	505038	153808	521314	28661	5
1/2014	MI 7	WI 7	TR	121284	505108	243097	521202	28682	6
1/2014	MI 7	WI 7	TR	121284	505108	243097	521314	28661	8
1/2014	MI 7	WI 7	TR	121284	511136	277072	521202	28682	14
1/2014	MI 7	WI 7	TR	121284	511136	277072	521314	28661	13
1/2014	MI 7	WI 7	TR	121932	505038	153808	521266	28702	63
1/2014	MI 7	WI 7	TR	121932	505108	243097	521266	28702	12
1/2014	MI 7	WI 7	TR	121932	511136	277072	521266	28702	52
1/2014	MI 7	WI 7	TR	121968	505038	153808	521654	284917	22
1/2014	MI 7	WI 7	TR	121981	511136	277072	521280	28684	58

**ANR Pipeline Company
 Transportation Services
 Fuel By Route Analysis**

VASCR351

Reporting Year: *January - December 2014*
 Production Period: 01/2014

<u>Production Period</u>	<u>Receipt Segment</u>	<u>Delivery Segment</u>	<u>Service Class</u>	<u>Svc Req Contract</u>	<u>Receipt Location</u>	<u>Receipt Loc Prop</u>	<u>Delivery Location</u>	<u>Delivery Loc Prop</u>	<u>Fuel Quantity</u>
1/2014	MI 7	WI 7	TR	121981	511136	277072	521814	36934	1
1/2014	MI 7	WI 7	TR	121982	511136	277072	521204	28672	31
1/2014	MI 7	WI 7	TR	121982	511136	277072	521218	28865	27
1/2014	MI 7	WI 7	TR	121983	510005	246067	521210	28828	28
1/2014	MI 7	WI 7	TR	121983	510005	246067	521250	28841	92
1/2014	MI 7	WI 7	TR	121984	505038	153808	521164	28842	14
1/2014	MI 7	WI 7	TR	121984	505038	153808	521246	28844	3
1/2014	MI 7	WI 7	TR	121984	505038	153808	521372	11703	1
1/2014	MI 7	WI 7	TR	121984	505108	243097	521266	28702	51
1/2014	MI 7	WI 7	TR	121984	505108	243097	521336	28738	56
1/2014	MI 7	WI 7	TR	121984	505108	243097	523055	494371	5
1/2014	MI 7	WI 7	TR	121984	511136	277072	521266	28702	131
1/2014	MI 7	WI 7	TR	121984	511136	277072	521336	28738	42
1/2014	MI 7	WI 7	TR	121985	505108	243097	521180	28875	1
1/2014	MI 7	WI 7	TR	121985	511136	277072	521180	28875	86
1/2014	MI 7	WI 7	TR	121985	511136	277072	521340	28732	4
1/2014	MI 7	WI 7	TR	121985	511136	277072	521392	28730	64
1/2014	MI 7	WI 7	TR	121986	505038	153808	521164	28842	9
1/2014	MI 7	WI 7	TR	121986	505108	243097	521164	28842	9
1/2014	MI 7	WI 7	TR	121986	511136	277072	521174	28778	5
1/2014	MI 7	WI 7	TR	121986	511136	277072	521188	28862	3
1/2014	MI 7	WI 7	TR	121986	511136	277072	521190	28825	38
1/2014	MI 7	WI 7	TR	121986	511136	277072	521196	28771	1
1/2014	MI 7	WI 7	TR	121986	511136	277072	521218	28865	3
1/2014	MI 7	WI 7	TR	121986	511136	277072	521230	28819	17
1/2014	MI 7	WI 7	TR	121986	511136	277072	521330	28761	13
1/2014	MI 7	WI 7	TR	121986	511136	277072	521372	11703	81
1/2014	MI 7	WI 7	TR	121987	505038	153808	521164	28842	10
1/2014	MI 7	WI 7	TR	121987	510005	246067	521246	28844	150
1/2014	MI 7	WI 7	TR	121987	510005	246067	521298	28736	5
1/2014	MI 7	WI 7	TR	121987	511136	277072	523034	384136	6
1/2014	MI 7	WI 7	TR	121988	510005	246067	521676	100052	217
1/2014	MI 7	WI 7	TR	121989	511136	277072	521344	28734	58

**ANR Pipeline Company
 Transportation Services
 Fuel By Route Analysis**
VASCR351

 Reporting Year: *January - December 2014*
 Production Period: **01/2014**

<u>Production Period</u>	<u>Receipt Segment</u>	<u>Delivery Segment</u>	<u>Service Class</u>	<u>Svc Req Contract</u>	<u>Receipt Location</u>	<u>Receipt Loc Prop</u>	<u>Delivery Location</u>	<u>Delivery Loc Prop</u>	<u>Fuel Quantity</u>
1/2014	MI 7	WI 7	TR	121989	511136	277072	521392	28730	4
1/2014	MI 7	WI 7	TR	121990	511136	277072	523034	384136	60
1/2014	MI 7	WI 7	TR	121991	505038	153808	521164	28842	37
1/2014	MI 7	WI 7	TR	121991	505038	153808	521178	28883	119
1/2014	MI 7	WI 7	TR	121991	505038	153808	521322	28868	21
1/2014	MI 7	WI 7	TR	121991	505108	243097	521164	28842	14
1/2014	MI 7	WI 7	TR	121991	511136	277072	521164	28842	42
1/2014	MI 7	WI 7	TR	121991	511136	277072	521322	28868	17
1/2014	MI 7	WI 7	TR	121992	510005	246067	521190	28825	5
1/2014	MI 7	WI 7	TR	121992	510005	246067	521330	28761	113
1/2014	MI 7	WI 7	TR	121992	510005	246067	523055	494371	4
1/2014	MI 7	WI 7	TR	121993	511136	277072	521270	28676	31
1/2014	MI 7	WI 7	TR	121994	511136	277072	521288	28670	62
1/2014	MI 7	WI 7	TR	121996	511136	277072	521188	28862	31
1/2014	MI 7	WI 7	TR	121999	511136	277072	521356	28774	31
1/2014	MI 7	WI 7	TR	122002	510005	246067	510033	28873	22
1/2014	MI 7	WI 7	TR	122002	510005	246067	521164	28842	24
1/2014	MI 7	WI 7	TR	122002	510005	246067	521266	28702	69
1/2014	MI 7	WI 7	TR	122002	510005	246067	521316	28831	248
1/2014	MI 7	WI 7	TR	122002	510005	246067	523055	494371	85
1/2014	MI 7	WI 7	TR	122014	511136	277072	521314	28661	217
1/2014	MI 7	WI 7	TR	122069	505038	153808	521250	28841	24
1/2014	MI 7	WI 7	TR	122069	511136	277072	521250	28841	25
1/2014	MI 7	WI 7	TR	122086	505108	243097	521012	40226	71
1/2014	MI 7	WI 7	TR	122086	505108	243097	521172	28846	352
1/2014	MI 7	WI 7	TR	122086	505108	243097	521174	28778	2
1/2014	MI 7	WI 7	TR	122086	505108	243097	521176	28859	14
1/2014	MI 7	WI 7	TR	122086	505108	243097	521180	28875	10
1/2014	MI 7	WI 7	TR	122086	505108	243097	521188	28862	59
1/2014	MI 7	WI 7	TR	122086	505108	243097	521190	28825	1
1/2014	MI 7	WI 7	TR	122086	505108	243097	521198	28782	11
1/2014	MI 7	WI 7	TR	122086	505108	243097	521204	28672	1
1/2014	MI 7	WI 7	TR	122086	505108	243097	521210	28828	31

**ANR Pipeline Company
 Transportation Services
 Fuel By Route Analysis**
VASCR351

 Reporting Year: *January - December 2014*
 Production Period: **01/2014**

<u>Production Period</u>	<u>Receipt Segment</u>	<u>Delivery Segment</u>	<u>Service Class</u>	<u>Svc Req Contract</u>	<u>Receipt Location</u>	<u>Receipt Loc Prop</u>	<u>Delivery Location</u>	<u>Delivery Loc Prop</u>	<u>Fuel Quantity</u>
1/2014	MI 7	WI 7	TR	122086	505108	243097	521238	28836	1
1/2014	MI 7	WI 7	TR	122086	505108	243097	521240	28759	4
1/2014	MI 7	WI 7	TR	122086	505108	243097	521242	139405	7
1/2014	MI 7	WI 7	TR	122086	505108	243097	521246	28844	80
1/2014	MI 7	WI 7	TR	122086	505108	243097	521250	28841	136
1/2014	MI 7	WI 7	TR	122086	505108	243097	521266	28702	36
1/2014	MI 7	WI 7	TR	122086	505108	243097	521314	28661	700
1/2014	MI 7	WI 7	TR	122086	505108	243097	521316	28831	147
1/2014	MI 7	WI 7	TR	122086	505108	243097	521320	28740	5
1/2014	MI 7	WI 7	TR	122086	505108	243097	521394	36936	84
1/2014	MI 7	WI 7	TR	122086	505108	243097	521676	100052	213
1/2014	MI 7	WI 7	TR	122086	505108	243097	521784	28720	41
1/2014	MI 7	WI 7	TR	122086	505108	243097	521810	36869	14
1/2014	MI 7	WI 7	TR	122086	505108	243097	523032	384134	18
1/2014	MI 7	WI 7	TR	122086	505108	243097	523034	384136	36
1/2014	MI 7	WI 7	TR	122086	510005	246067	521314	28661	57
1/2014	MI 7	WI 7	TR	122086	510005	246067	521676	100052	4
1/2014	MI 7	WI 7	TR	122086	511136	277072	521012	40226	13
1/2014	MI 7	WI 7	TR	122086	511136	277072	521172	28846	97
1/2014	MI 7	WI 7	TR	122086	511136	277072	521174	28778	6
1/2014	MI 7	WI 7	TR	122086	511136	277072	521176	28859	2
1/2014	MI 7	WI 7	TR	122086	511136	277072	521180	28875	4
1/2014	MI 7	WI 7	TR	122086	511136	277072	521188	28862	14
1/2014	MI 7	WI 7	TR	122086	511136	277072	521198	28782	3
1/2014	MI 7	WI 7	TR	122086	511136	277072	521210	28828	9
1/2014	MI 7	WI 7	TR	122086	511136	277072	521240	28759	8
1/2014	MI 7	WI 7	TR	122086	511136	277072	521242	139405	4
1/2014	MI 7	WI 7	TR	122086	511136	277072	521246	28844	23
1/2014	MI 7	WI 7	TR	122086	511136	277072	521250	28841	37
1/2014	MI 7	WI 7	TR	122086	511136	277072	521266	28702	9
1/2014	MI 7	WI 7	TR	122086	511136	277072	521314	28661	89
1/2014	MI 7	WI 7	TR	122086	511136	277072	521316	28831	31
1/2014	MI 7	WI 7	TR	122086	511136	277072	521394	36936	34

ANR Pipeline Company Transportation Services Fuel By Route Analysis

VASCR351

Reporting Year: *January - December 2014*
 Production Period: 01/2014

<u>Production Period</u>	<u>Receipt Segment</u>	<u>Delivery Segment</u>	<u>Service Class</u>	<u>Svc Req Contract</u>	<u>Receipt Location</u>	<u>Receipt Loc Prop</u>	<u>Delivery Location</u>	<u>Delivery Loc Prop</u>	<u>Fuel Quantity</u>
1/2014	MI 7	WI 7	TR	122086	511136	277072	521676	100052	82
1/2014	MI 7	WI 7	TR	122086	511136	277072	521810	36869	15
1/2014	MI 7	WI 7	TR	122174	505038	153808	521172	28846	7
1/2014	MI 7	WI 7	TR	122174	505038	153808	521180	28875	3
1/2014	MI 7	WI 7	TR	122174	505038	153808	521182	28854	3
1/2014	MI 7	WI 7	TR	122174	505038	153808	521190	28825	1
1/2014	MI 7	WI 7	TR	122174	505038	153808	521246	28844	1
1/2014	MI 7	WI 7	TR	122174	505038	153808	521250	28841	4
1/2014	MI 7	WI 7	TR	122174	505038	153808	521336	28738	10
1/2014	MI 7	WI 7	TR	122174	505038	153808	521814	36934	1
1/2014	MI 7	WI 7	TR	122248	511144	48642	521108	11702	102
1/2014	MI 7	WI 7	TR	122265	505230	153728	521324	28794	24
1/2014	MI 7	WI 7	TR	122265	510005	246067	510006	28808	5
1/2014	MI 7	WI 7	TR	122265	510005	246067	521012	40226	4
1/2014	MI 7	WI 7	TR	122265	510005	246067	521164	28842	4
1/2014	MI 7	WI 7	TR	122265	510005	246067	521168	28834	14
1/2014	MI 7	WI 7	TR	122265	510005	246067	521174	28778	46
1/2014	MI 7	WI 7	TR	122265	510005	246067	521180	28875	97
1/2014	MI 7	WI 7	TR	122265	510005	246067	521238	28836	66
1/2014	MI 7	WI 7	TR	122265	510005	246067	521246	28844	2
1/2014	MI 7	WI 7	TR	122265	510005	246067	521250	28841	90
1/2014	MI 7	WI 7	TR	122265	510005	246067	521266	28702	174
1/2014	MI 7	WI 7	TR	122265	510005	246067	521322	28868	81
1/2014	MI 7	WI 7	TR	122265	510005	246067	521676	100052	305
1/2014	MI 7	WI 7	TR	122265	510005	246067	521786	28798	1
1/2014	MI 7	WI 7	TR	122265	510005	246067	523034	384136	175
1/2014	MI 7	WI 7	TR	122266	511136	277072	521372	11703	155
1/2014	MI 7	WI 7	TR	122267	510005	246067	521260	36867	247
1/2014	MI 7	WI 7	TR	122268	510005	246067	521164	28842	26
1/2014	MI 7	WI 7	TR	122268	510005	246067	521262	36868	63
1/2014	MI 7	WI 7	TR	122268	510005	246067	521812	40304	124
1/2014	MI 7	WI 7	TR	122269	510005	246067	521372	11703	155
1/2014	MI 7	WI 7	TR	122816	505038	153808	523035	387791	8

ANR Pipeline Company Transportation Services Fuel By Route Analysis

VASCR351

Reporting Year: *January - December 2014*
 Production Period: **01/2014**

<u>Production Period</u>	<u>Receipt Segment</u>	<u>Delivery Segment</u>	<u>Service Class</u>	<u>Svc Req Contract</u>	<u>Receipt Location</u>	<u>Receipt Loc Prop</u>	<u>Delivery Location</u>	<u>Delivery Loc Prop</u>	<u>Fuel Quantity</u>
1/2014	MI 7	WI 7	TR	122816	505108	243097	523035	387791	11
1/2014	MI 7	WI 7	TR	122816	510029	2610	523035	387791	12
1/2014	MI 7	WI 7	TR	123169	505038	153808	521306	28741	21
1/2014	MI 7	WI 7	TR	123169	505108	243097	521306	28741	24
1/2014	MI 7	WI 7	TR	123169	511136	277072	521306	28741	48
1/2014	MI 7	WI 7	TR	123170	505038	153808	521356	28774	49
1/2014	MI 7	WI 7	TR	123170	505108	243097	521356	28774	56
1/2014	MI 7	WI 7	TR	123170	511136	277072	521356	28774	112
1/2014	MI 7	WI 7	TR	123223	505038	153808	505026	139258	794
1/2014	MI 7	WI 7	TR	123223	505038	153808	521172	28846	1
1/2014	MI 7	WI 7	TR	123223	505038	153808	521250	28841	63
1/2014	MI 7	WI 7	TR	123223	505038	153808	521266	28702	116
1/2014	MI 7	WI 7	TR	123223	505038	153808	521314	28661	252
1/2014	MI 7	WI 7	TR	123223	505108	243097	505026	139258	588
1/2014	MI 7	WI 7	TR	123223	505108	243097	510033	28873	9
1/2014	MI 7	WI 7	TR	123223	505108	243097	521172	28846	845
1/2014	MI 7	WI 7	TR	123223	505108	243097	521266	28702	28
1/2014	MI 7	WI 7	TR	123223	505108	243097	521314	28661	103
1/2014	MI 7	WI 7	TR	123223	505108	243097	523032	384134	247
1/2014	MI 7	WI 7	TR	123223	505108	243097	523034	384136	36
1/2014	MI 7	WI 7	TR	123223	505230	153728	505026	139258	48
1/2014	MI 7	WI 7	TR	123223	510005	246067	505026	139258	187
1/2014	MI 7	WI 7	TR	123223	510005	246067	521172	28846	124
1/2014	MI 7	WI 7	TR	123223	510005	246067	521250	28841	137
1/2014	MI 7	WI 7	TR	123223	510005	246067	521266	28702	37
1/2014	MI 7	WI 7	TR	123223	510005	246067	521314	28661	66
1/2014	MI 7	WI 7	TR	123223	510005	246067	523032	384134	37
1/2014	MI 7	WI 7	TR	123223	510005	246067	523034	384136	36
1/2014	MI 7	WI 7	TR	123223	511136	277072	505026	139258	103
1/2014	MI 7	WI 7	TR	123223	511136	277072	521172	28846	29
1/2014	MI 7	WI 7	TR	123223	511136	277072	521250	28841	35
1/2014	MI 7	WI 7	TR	123223	511136	277072	521314	28661	114
1/2014	MI 7	WI 7	TR	123223	511158	48644	521314	28661	12

ANR Pipeline Company Transportation Services Fuel By Route Analysis

VASCR351

 Reporting Year: *January - December 2014*
 Production Period: **01/2014**

<u>Production Period</u>	<u>Receipt Segment</u>	<u>Delivery Segment</u>	<u>Service Class</u>	<u>Svc Req Contract</u>	<u>Receipt Location</u>	<u>Receipt Loc Prop</u>	<u>Delivery Location</u>	<u>Delivery Loc Prop</u>	<u>Fuel Quantity</u>
1/2014	MI 7	WI 7	TR	123223	513022	338686	505026	139258	40
1/2014	MI 7	WI 7	TR	123223	513022	338686	521250	28841	95
1/2014	MI 7	WI 7	TR	123223	513022	338686	521314	28661	13
1/2014	MI 7	WI 7	TR	123224	505038	153808	521250	28841	6
1/2014	MI 7	WI 7	TR	123224	505038	153808	521266	28702	24
1/2014	MI 7	WI 7	TR	123224	505038	153808	521314	28661	126
1/2014	MI 7	WI 7	TR	123224	505038	153808	521322	28868	48
1/2014	MI 7	WI 7	TR	123224	505108	243097	521250	28841	14
1/2014	MI 7	WI 7	TR	123224	505108	243097	521314	28661	24
1/2014	MI 7	WI 7	TR	123224	505108	243097	521322	28868	77
1/2014	MI 7	WI 7	TR	123224	505108	243097	521654	284917	18
1/2014	MI 7	WI 7	TR	123224	510005	246067	510033	28873	41
1/2014	MI 7	WI 7	TR	123224	510005	246067	521172	28846	24
1/2014	MI 7	WI 7	TR	123224	510005	246067	521266	28702	9
1/2014	MI 7	WI 7	TR	123224	510005	246067	521314	28661	76
1/2014	MI 7	WI 7	TR	123224	510005	246067	521322	28868	9
1/2014	MI 7	WI 7	TR	123224	510005	246067	523032	384134	29
1/2014	MI 7	WI 7	TR	123224	511136	277072	510033	28873	14
1/2014	MI 7	WI 7	TR	123224	511136	277072	521266	28702	4
1/2014	MI 7	WI 7	TR	123224	511136	277072	521314	28661	50
1/2014	MI 7	WI 7	TR	123224	511136	277072	521322	28868	27
1/2014	MI 7	WI 7	TR	123224	511158	48644	521314	28661	14
1/2014	MI 7	WI 7	TR	123258	511136	277072	521172	28846	77
1/2014	MI 7	WI 7	TR	123258	511136	277072	521182	28854	1
1/2014	MI 7	WI 7	TR	123258	511136	277072	521208	28780	1
1/2014	MI 7	WI 7	TR	123258	511136	277072	521220	28766	3
1/2014	MI 7	WI 7	TR	123258	511136	277072	521246	28844	6
1/2014	MI 7	WI 7	TR	123258	511136	277072	521250	28841	15
1/2014	MI 7	WI 7	TR	123258	511136	277072	521262	36868	4
1/2014	MI 7	WI 7	TR	123258	511136	277072	521266	28702	84
1/2014	MI 7	WI 7	TR	123258	511136	277072	521298	28736	15
1/2014	MI 7	WI 7	TR	123258	511136	277072	521322	28868	65
1/2014	MI 7	WI 7	TR	123258	511136	277072	521330	28761	1

**ANR Pipeline Company
 Transportation Services
 Fuel By Route Analysis**
VASCR351

 Reporting Year: *January - December 2014*
 Production Period: **01/2014**

<u>Production Period</u>	<u>Receipt Segment</u>	<u>Delivery Segment</u>	<u>Service Class</u>	<u>Svc Req Contract</u>	<u>Receipt Location</u>	<u>Receipt Loc Prop</u>	<u>Delivery Location</u>	<u>Delivery Loc Prop</u>	<u>Fuel Quantity</u>
1/2014	MI 7	WI 7	TR	123258	511136	277072	521350	28660	2
1/2014	MI 7	WI 7	TR	123258	511136	277072	521356	28774	1
1/2014	MI 7	WI 7	TR	123258	511136	277072	521676	100052	8
1/2014	MI 7	WI 7	TR	123259	510005	246067	521172	28846	2
1/2014	MI 7	WI 7	TR	123259	511136	277072	521172	28846	53
1/2014	MI 7	WI 7	TR	123259	511136	277072	521180	28875	88
1/2014	MI 7	WI 7	TR	123259	511136	277072	521182	28854	5
1/2014	MI 7	WI 7	TR	123259	511136	277072	521208	28780	4
1/2014	MI 7	WI 7	TR	123259	511136	277072	521220	28766	30
1/2014	MI 7	WI 7	TR	123259	511136	277072	521246	28844	58
1/2014	MI 7	WI 7	TR	123259	511136	277072	521250	28841	10
1/2014	MI 7	WI 7	TR	123259	511136	277072	521266	28702	188
1/2014	MI 7	WI 7	TR	123259	511136	277072	521298	28736	66
1/2014	MI 7	WI 7	TR	123259	511136	277072	521322	28868	61
1/2014	MI 7	WI 7	TR	123259	511136	277072	521328	28763	60
1/2014	MI 7	WI 7	TR	123259	511136	277072	521330	28761	24
1/2014	MI 7	WI 7	TR	123259	511136	277072	521336	28738	18
1/2014	MI 7	WI 7	TR	123259	511136	277072	521350	28660	35
1/2014	MI 7	WI 7	TR	123259	511136	277072	521356	28774	9
1/2014	MI 7	WI 7	TR	123259	511136	277072	521370	28788	27
1/2014	MI 7	WI 7	TR	123259	511136	277072	521392	28730	56
1/2014	MI 7	WI 7	TR	123259	511136	277072	521676	100052	74
1/2014	MI 7	WI 7	TR	123260	511136	277072	521180	28875	1
1/2014	MI 7	WI 7	TR	123260	511136	277072	521250	28841	6
1/2014	MI 7	WI 7	TR	123260	511136	277072	521262	36868	1
1/2014	MI 7	WI 7	TR	123260	511136	277072	521266	28702	16
1/2014	MI 7	WI 7	TR	123260	511136	277072	521676	100052	8
1/2014	MI 7	WI 7	TR	123261	511136	277072	521172	28846	34
1/2014	MI 7	WI 7	TR	123261	511136	277072	521180	28875	2
1/2014	MI 7	WI 7	TR	123261	511136	277072	521246	28844	5
1/2014	MI 7	WI 7	TR	123261	511136	277072	521250	28841	3
1/2014	MI 7	WI 7	TR	123261	511136	277072	521266	28702	44
1/2014	MI 7	WI 7	TR	123261	511136	277072	521298	28736	5

ANR Pipeline Company Transportation Services Fuel By Route Analysis

VASCR351

Reporting Year: *January - December 2014*
 Production Period: **01/2014**

<u>Production Period</u>	<u>Receipt Segment</u>	<u>Delivery Segment</u>	<u>Service Class</u>	<u>Svc Req Contract</u>	<u>Receipt Location</u>	<u>Receipt Loc Prop</u>	<u>Delivery Location</u>	<u>Delivery Loc Prop</u>	<u>Fuel Quantity</u>
1/2014	MI 7	WI 7	TR	123261	511136	277072	521370	28788	1
1/2014	MI 7	WI 7	TR	123261	511136	277072	521676	100052	9
1/2014	MI 7	WI 7	TR	123263	505108	243097	521288	28670	42
1/2014	MI 7	WI 7	TR	123263	511136	277072	521288	28670	176
1/2014	MI 7	WI 7	TR	123265	505108	243097	521266	28702	2
1/2014	MI 7	WI 7	TR	123265	505108	243097	521288	28670	160
1/2014	MI 7	WI 7	TR	123265	505108	243097	521316	28831	3
1/2014	MI 7	WI 7	TR	123265	511136	277072	521288	28670	259
1/2014	MI 7	WI 7	TR	123265	511136	277072	521316	28831	14
1/2014	MI 7	WI 7	TR	123266	511136	277072	521288	28670	62
1/2014	MI 7	WI 7	TR	123267	505108	243097	521178	28883	217
1/2014	MI 7	WI 7	TR	123268	511136	277072	521176	28859	24
1/2014	MI 7	WI 7	TR	123268	511136	277072	521178	28883	26
1/2014	MI 7	WI 7	TR	123268	511136	277072	521266	28702	27
1/2014	MI 7	WI 7	TR	123268	511136	277072	521324	28794	70
1/2014	MI 7	WI 7	TR	123269	510005	246067	521164	28842	19
1/2014	MI 7	WI 7	TR	123269	510005	246067	521240	28759	34
1/2014	MI 7	WI 7	TR	123269	510005	246067	521310	28743	132
1/2014	MI 7	WI 7	TR	123269	510005	246067	521676	100052	11
1/2014	MI 7	WI 7	TR	123269	510005	246067	523055	494371	5
1/2014	MI 7	WI 7	TR	123270	511136	277072	521190	28825	31
1/2014	MI 7	WI 7	TR	123271	510005	246067	521306	28741	62
1/2014	MI 7	WI 7	TR	123272	505038	153808	521164	28842	10
1/2014	MI 7	WI 7	TR	123272	505038	153808	521178	28883	5
1/2014	MI 7	WI 7	TR	123272	505038	153808	521314	28661	4
1/2014	MI 7	WI 7	TR	123272	505108	243097	521178	28883	21
1/2014	MI 7	WI 7	TR	123272	505108	243097	521314	28661	4
1/2014	MI 7	WI 7	TR	123272	505108	243097	523055	494371	3
1/2014	MI 7	WI 7	TR	123272	511136	277072	521178	28883	80
1/2014	MI 7	WI 7	TR	123272	511136	277072	521266	28702	7
1/2014	MI 7	WI 7	TR	123272	511136	277072	521324	28794	4
1/2014	MI 7	WI 7	TR	123273	505038	153808	521266	28702	155
1/2014	MI 7	WI 7	TR	123275	505038	153808	521164	28842	24

ANR Pipeline Company Transportation Services Fuel By Route Analysis

VASCR351

Reporting Year: *January - December 2014*
 Production Period: **01/2014**

<u>Production Period</u>	<u>Receipt Segment</u>	<u>Delivery Segment</u>	<u>Service Class</u>	<u>Svc Req Contract</u>	<u>Receipt Location</u>	<u>Receipt Loc Prop</u>	<u>Delivery Location</u>	<u>Delivery Loc Prop</u>	<u>Fuel Quantity</u>
1/2014	MI 7	WI 7	TR	123275	505038	153808	521174	28778	38
1/2014	MI 7	WI 7	TR	123276	505038	153808	521012	40226	124
1/2014	MI 7	WI 7	TR	123277	505038	153808	521262	36868	31
1/2014	MI 7	WI 7	TR	123278	505038	153808	521250	28841	124
1/2014	MI 7	WI 7	TR	123280	505038	153808	521178	28883	13
1/2014	MI 7	WI 7	TR	123280	505038	153808	521310	28743	78
1/2014	MI 7	WI 7	TR	123280	505038	153808	523055	494371	2
1/2014	MI 7	WI 7	TR	123281	505038	153808	521246	28844	31
1/2014	MI 7	WI 7	TR	123282	505038	153808	521178	28883	1
1/2014	MI 7	WI 7	TR	123282	505038	153808	521676	100052	145
1/2014	MI 7	WI 7	TR	123283	505108	243097	521174	28778	252
1/2014	MI 7	WI 7	TR	123284	505038	153808	521316	28831	44
1/2014	MI 7	WI 7	TR	123284	505108	243097	521178	28883	247
1/2014	MI 7	WI 7	TR	123284	505108	243097	521316	28831	25
1/2014	MI 7	WI 7	TR	123285	505038	153808	521164	28842	4
1/2014	MI 7	WI 7	TR	123285	505038	153808	521356	28774	67
1/2014	MI 7	WI 7	TR	123286	505038	153808	521180	28875	51
1/2014	MI 7	WI 7	TR	123287	505038	153808	521164	28842	67
1/2014	MI 7	WI 7	TR	123287	505038	153808	521176	28859	7
1/2014	MI 7	WI 7	TR	123288	505038	153808	510033	28873	8
1/2014	MI 7	WI 7	TR	123288	505038	153808	521172	28846	228
1/2014	MI 7	WI 7	TR	123288	505038	153808	523035	387791	25
1/2014	MI 7	WI 7	TR	123288	505108	243097	521172	28846	72
1/2014	MI 7	WI 7	TR	123288	505108	243097	523034	384136	10
1/2014	MI 7	WI 7	TR	123288	505108	243097	523035	387791	76
1/2014	MI 7	WI 7	TR	123288	510029	2610	521172	28846	108
1/2014	MI 7	WI 7	TR	123288	511136	277072	521172	28846	268
1/2014	MI 7	WI 7	TR	123291	505038	153808	521172	28846	133
1/2014	MI 7	WI 7	TR	123291	505038	153808	521250	28841	17
1/2014	MI 7	WI 7	TR	123291	505038	153808	521262	36868	5
1/2014	MI 7	WI 7	TR	123291	505038	153808	521298	28736	9
1/2014	MI 7	WI 7	TR	123291	505038	153808	523035	387791	15
1/2014	MI 7	WI 7	TR	123291	505108	243097	523034	384136	45

**ANR Pipeline Company
 Transportation Services
 Fuel By Route Analysis**
VASCR351

 Reporting Year: *January - December 2014*
 Production Period: **01/2014**

<u>Production Period</u>	<u>Receipt Segment</u>	<u>Delivery Segment</u>	<u>Service Class</u>	<u>Svc Req Contract</u>	<u>Receipt Location</u>	<u>Receipt Loc Prop</u>	<u>Delivery Location</u>	<u>Delivery Loc Prop</u>	<u>Fuel Quantity</u>
1/2014	MI 7	WI 7	TR	123291	505108	243097	523035	387791	45
1/2014	MI 7	WI 7	TR	123291	511136	277072	521172	28846	141
1/2014	MI 7	WI 7	TR	123291	511136	277072	521250	28841	39
1/2014	MI 7	WI 7	TR	123294	505038	153808	521172	28846	38
1/2014	MI 7	WI 7	TR	123294	505038	153808	521250	28841	16
1/2014	MI 7	WI 7	TR	123294	505038	153808	523035	387791	6
1/2014	MI 7	WI 7	TR	123294	505108	243097	523034	384136	19
1/2014	MI 7	WI 7	TR	123294	505108	243097	523035	387791	19
1/2014	MI 7	WI 7	TR	123294	511136	277072	521172	28846	19
1/2014	MI 7	WI 7	TR	123294	511136	277072	521250	28841	57
1/2014	MI 7	WI 7	TR	123308	511136	277072	521814	36934	57
1/2014	MI 7	WI 7	TR	123397	510005	246067	521266	28702	31
1/2014	MI 7	WI 7	TR	123495	505108	243097	521012	40226	3
1/2014	MI 7	WI 7	TR	123495	505108	243097	521168	28834	20
1/2014	MI 7	WI 7	TR	123495	505108	243097	521172	28846	30
1/2014	MI 7	WI 7	TR	123495	505108	243097	521176	28859	6
1/2014	MI 7	WI 7	TR	123495	505108	243097	521180	28875	22
1/2014	MI 7	WI 7	TR	123495	505108	243097	521188	28862	98
1/2014	MI 7	WI 7	TR	123495	505108	243097	521198	28782	12
1/2014	MI 7	WI 7	TR	123495	505108	243097	521210	28828	30
1/2014	MI 7	WI 7	TR	123495	505108	243097	521250	28841	6
1/2014	MI 7	WI 7	TR	123495	505108	243097	521314	28661	244
1/2014	MI 7	WI 7	TR	123495	505108	243097	521676	100052	97
1/2014	MI 7	WI 7	TR	123495	505108	243097	521810	36869	41
1/2014	MI 7	WI 7	TR	123495	510029	2610	521168	28834	1
1/2014	MI 7	WI 7	TR	123495	510029	2610	521172	28846	2
1/2014	MI 7	WI 7	TR	123495	510029	2610	521180	28875	2
1/2014	MI 7	WI 7	TR	123495	510029	2610	521188	28862	10
1/2014	MI 7	WI 7	TR	123495	510029	2610	521198	28782	1
1/2014	MI 7	WI 7	TR	123495	510029	2610	521210	28828	3
1/2014	MI 7	WI 7	TR	123495	510029	2610	521314	28661	41
1/2014	MI 7	WI 7	TR	123495	510029	2610	521676	100052	5
1/2014	MI 7	WI 7	TR	123495	510029	2610	521810	36869	5

ANR Pipeline Company Transportation Services Fuel By Route Analysis

VASCR351

Reporting Year: *January - December 2014*
 Production Period: **01/2014**

<u>Production Period</u>	<u>Receipt Segment</u>	<u>Delivery Segment</u>	<u>Service Class</u>	<u>Svc Req Contract</u>	<u>Receipt Location</u>	<u>Receipt Loc Prop</u>	<u>Delivery Location</u>	<u>Delivery Loc Prop</u>	<u>Fuel Quantity</u>
1/2014	MI 7	WI 7	TR	123495	511136	277072	521168	28834	2
1/2014	MI 7	WI 7	TR	123495	511136	277072	521172	28846	6
1/2014	MI 7	WI 7	TR	123495	511136	277072	521180	28875	2
1/2014	MI 7	WI 7	TR	123495	511136	277072	521188	28862	13
1/2014	MI 7	WI 7	TR	123495	511136	277072	521198	28782	2
1/2014	MI 7	WI 7	TR	123495	511136	277072	521210	28828	6
1/2014	MI 7	WI 7	TR	123495	511136	277072	521676	100052	25
1/2014	MI 7	WI 7	TR	123495	511136	277072	521810	36869	11
1/2014	MI 7	WI 7	TR	123566	505038	153808	521034	183670	36
1/2014	MI 7	WI 7	TR	123566	505038	153808	521172	28846	3
1/2014	MI 7	WI 7	TR	123566	505038	153808	521266	28702	2
1/2014	MI 7	WI 7	TR	123566	505038	153808	521314	28661	3
1/2014	MI 7	WI 7	TR	123605	505108	243097	521322	28868	155
1/2014	MI 7	WI 7	TR	123609	505108	243097	521266	28702	38
1/2014	MI 7	WI 7	TR	123631	505038	153808	521250	28841	42
1/2014	MI 7	WI 7	TR	123631	505038	153808	523035	387791	373
1/2014	MI 7	WI 7	TR	123631	505108	243097	523032	384134	18
1/2014	MI 7	WI 7	TR	123631	505108	243097	523035	387791	471
1/2014	MI 7	WI 7	TR	123631	505230	153728	523035	387791	41
1/2014	MI 7	WI 7	TR	123643	505038	153808	510006	28808	2
1/2014	MI 7	WI 7	TR	123643	505038	153808	521178	28883	5
1/2014	MI 7	WI 7	TR	123643	505038	153808	521324	28794	3
1/2014	MI 7	WI 7	TR	123643	505108	243097	521164	28842	15
1/2014	MI 7	WI 7	TR	123643	511136	277072	521164	28842	91
1/2014	MI 7	WI 7	TR	123643	511136	277072	521316	28831	6
1/2014	MI 7	WI 7	TR	123648	505038	153808	510006	28808	2
1/2014	MI 7	WI 7	TR	123648	505038	153808	521164	28842	15
1/2014	MI 7	WI 7	TR	123648	505038	153808	521324	28794	2
1/2014	MI 7	WI 7	TR	123648	505108	243097	521178	28883	5
1/2014	MI 7	WI 7	TR	123648	511136	277072	521164	28842	10
1/2014	MI 7	WI 7	TR	123648	511136	277072	521178	28883	79
1/2014	MI 7	WI 7	TR	123704	505108	243097	521164	28842	75
1/2014	MI 7	WI 7	TR	123704	505108	243097	521178	28883	113

**ANR Pipeline Company
 Transportation Services
 Fuel By Route Analysis**
VASCR351

 Reporting Year: *January - December 2014*
 Production Period: **01/2014**

<u>Production Period</u>	<u>Receipt Segment</u>	<u>Delivery Segment</u>	<u>Service Class</u>	<u>Svc Req Contract</u>	<u>Receipt Location</u>	<u>Receipt Loc Prop</u>	<u>Delivery Location</u>	<u>Delivery Loc Prop</u>	<u>Fuel Quantity</u>
1/2014	MI 7	WI 7	TR	123704	511136	277072	521178	28883	50
1/2014	MI 7	WI 7	TR	123739	505038	153808	510033	28873	4
1/2014	MI 7	WI 7	TR	123739	505038	153808	521164	28842	36
1/2014	MI 7	WI 7	TR	123739	505038	153808	521172	28846	51
1/2014	MI 7	WI 7	TR	123739	505038	153808	521174	28778	8
1/2014	MI 7	WI 7	TR	123739	505038	153808	521176	28859	1
1/2014	MI 7	WI 7	TR	123739	505038	153808	521186	42139	3
1/2014	MI 7	WI 7	TR	123739	505038	153808	521196	28771	4
1/2014	MI 7	WI 7	TR	123739	505038	153808	521240	28759	4
1/2014	MI 7	WI 7	TR	123739	505038	153808	521246	28844	12
1/2014	MI 7	WI 7	TR	123739	505038	153808	521250	28841	29
1/2014	MI 7	WI 7	TR	123739	505038	153808	521266	28702	44
1/2014	MI 7	WI 7	TR	123739	505038	153808	521268	40497	2
1/2014	MI 7	WI 7	TR	123739	505038	153808	521314	28661	129
1/2014	MI 7	WI 7	TR	123739	505038	153808	521322	28868	9
1/2014	MI 7	WI 7	TR	123739	505038	153808	521676	100052	4
1/2014	MI 7	WI 7	TR	123739	505038	153808	521784	28720	6
1/2014	MI 7	WI 7	TR	123739	505038	153808	521814	36934	4
1/2014	MI 7	WI 7	TR	123739	505038	153808	523032	384134	27
1/2014	MI 7	WI 7	TR	123739	505038	153808	523042	439345	22
1/2014	MI 7	WI 7	TR	123739	505108	243097	510033	28873	72
1/2014	MI 7	WI 7	TR	123739	505108	243097	521012	40226	20
1/2014	MI 7	WI 7	TR	123739	505108	243097	521172	28846	344
1/2014	MI 7	WI 7	TR	123739	505108	243097	521174	28778	51
1/2014	MI 7	WI 7	TR	123739	505108	243097	521176	28859	22
1/2014	MI 7	WI 7	TR	123739	505108	243097	521186	42139	32
1/2014	MI 7	WI 7	TR	123739	505108	243097	521196	28771	57
1/2014	MI 7	WI 7	TR	123739	505108	243097	521200	28679	2
1/2014	MI 7	WI 7	TR	123739	505108	243097	521202	28682	2
1/2014	MI 7	WI 7	TR	123739	505108	243097	521204	28672	4
1/2014	MI 7	WI 7	TR	123739	505108	243097	521214	40197	1
1/2014	MI 7	WI 7	TR	123739	505108	243097	521218	28865	4
1/2014	MI 7	WI 7	TR	123739	505108	243097	521240	28759	7

ANR Pipeline Company Transportation Services Fuel By Route Analysis

VASCR351

Reporting Year: *January - December 2014*
 Production Period: **01/2014**

<u>Production Period</u>	<u>Receipt Segment</u>	<u>Delivery Segment</u>	<u>Service Class</u>	<u>Svc Req Contract</u>	<u>Receipt Location</u>	<u>Receipt Loc Prop</u>	<u>Delivery Location</u>	<u>Delivery Loc Prop</u>	<u>Fuel Quantity</u>
1/2014	MI 7	WI 7	TR	123739	505108	243097	521242	139405	1
1/2014	MI 7	WI 7	TR	123739	505108	243097	521246	28844	71
1/2014	MI 7	WI 7	TR	123739	505108	243097	521262	36868	5
1/2014	MI 7	WI 7	TR	123739	505108	243097	521266	28702	147
1/2014	MI 7	WI 7	TR	123739	505108	243097	521268	40497	22
1/2014	MI 7	WI 7	TR	123739	505108	243097	521288	28670	3
1/2014	MI 7	WI 7	TR	123739	505108	243097	521310	28743	9
1/2014	MI 7	WI 7	TR	123739	505108	243097	521314	28661	349
1/2014	MI 7	WI 7	TR	123739	505108	243097	521322	28868	60
1/2014	MI 7	WI 7	TR	123739	505108	243097	521336	28738	11
1/2014	MI 7	WI 7	TR	123739	505108	243097	521676	100052	60
1/2014	MI 7	WI 7	TR	123739	505108	243097	521784	28720	9
1/2014	MI 7	WI 7	TR	123739	505108	243097	521814	36934	43
1/2014	MI 7	WI 7	TR	123739	505108	243097	523032	384134	68
1/2014	MI 7	WI 7	TR	123739	505108	243097	523042	439345	26
1/2014	MI 7	WI 7	TR	123739	510005	246067	510033	28873	105
1/2014	MI 7	WI 7	TR	123739	510005	246067	521172	28846	172
1/2014	MI 7	WI 7	TR	123739	510005	246067	521174	28778	35
1/2014	MI 7	WI 7	TR	123739	510005	246067	521176	28859	9
1/2014	MI 7	WI 7	TR	123739	510005	246067	521186	42139	13
1/2014	MI 7	WI 7	TR	123739	510005	246067	521196	28771	19
1/2014	MI 7	WI 7	TR	123739	510005	246067	521202	28682	4
1/2014	MI 7	WI 7	TR	123739	510005	246067	521218	28865	8
1/2014	MI 7	WI 7	TR	123739	510005	246067	521240	28759	5
1/2014	MI 7	WI 7	TR	123739	510005	246067	521246	28844	43
1/2014	MI 7	WI 7	TR	123739	510005	246067	521250	28841	124
1/2014	MI 7	WI 7	TR	123739	510005	246067	521266	28702	194
1/2014	MI 7	WI 7	TR	123739	510005	246067	521268	40497	8
1/2014	MI 7	WI 7	TR	123739	510005	246067	521288	28670	5
1/2014	MI 7	WI 7	TR	123739	510005	246067	521310	28743	2
1/2014	MI 7	WI 7	TR	123739	510005	246067	521314	28661	349
1/2014	MI 7	WI 7	TR	123739	510005	246067	521322	28868	33
1/2014	MI 7	WI 7	TR	123739	510005	246067	521336	28738	5

**ANR Pipeline Company
 Transportation Services
 Fuel By Route Analysis**

VASCR351

Reporting Year: *January - December 2014*
 Production Period: **01/2014**

<u>Production Period</u>	<u>Receipt Segment</u>	<u>Delivery Segment</u>	<u>Service Class</u>	<u>Svc Req Contract</u>	<u>Receipt Location</u>	<u>Receipt Loc Prop</u>	<u>Delivery Location</u>	<u>Delivery Loc Prop</u>	<u>Fuel Quantity</u>
1/2014	MI 7	WI 7	TR	123739	510005	246067	521676	100052	26
1/2014	MI 7	WI 7	TR	123739	510005	246067	521784	28720	10
1/2014	MI 7	WI 7	TR	123739	510005	246067	521814	36934	14
1/2014	MI 7	WI 7	TR	123739	510005	246067	523032	384134	62
1/2014	MI 7	WI 7	TR	123739	511136	277072	510033	28873	144
1/2014	MI 7	WI 7	TR	123739	511136	277072	521012	40226	13
1/2014	MI 7	WI 7	TR	123739	511136	277072	521172	28846	234
1/2014	MI 7	WI 7	TR	123739	511136	277072	521174	28778	30
1/2014	MI 7	WI 7	TR	123739	511136	277072	521176	28859	24
1/2014	MI 7	WI 7	TR	123739	511136	277072	521186	42139	40
1/2014	MI 7	WI 7	TR	123739	511136	277072	521196	28771	77
1/2014	MI 7	WI 7	TR	123739	511136	277072	521200	28679	8
1/2014	MI 7	WI 7	TR	123739	511136	277072	521202	28682	14
1/2014	MI 7	WI 7	TR	123739	511136	277072	521204	28672	15
1/2014	MI 7	WI 7	TR	123739	511136	277072	521214	40197	3
1/2014	MI 7	WI 7	TR	123739	511136	277072	521218	28865	28
1/2014	MI 7	WI 7	TR	123739	511136	277072	521240	28759	30
1/2014	MI 7	WI 7	TR	123739	511136	277072	521242	139405	3
1/2014	MI 7	WI 7	TR	123739	511136	277072	521246	28844	73
1/2014	MI 7	WI 7	TR	123739	511136	277072	521250	28841	35
1/2014	MI 7	WI 7	TR	123739	511136	277072	521262	36868	15
1/2014	MI 7	WI 7	TR	123739	511136	277072	521266	28702	123
1/2014	MI 7	WI 7	TR	123739	511136	277072	521268	40497	21
1/2014	MI 7	WI 7	TR	123739	511136	277072	521288	28670	15
1/2014	MI 7	WI 7	TR	123739	511136	277072	521310	28743	11
1/2014	MI 7	WI 7	TR	123739	511136	277072	521314	28661	146
1/2014	MI 7	WI 7	TR	123739	511136	277072	521322	28868	77
1/2014	MI 7	WI 7	TR	123739	511136	277072	521336	28738	12
1/2014	MI 7	WI 7	TR	123739	511136	277072	521676	100052	37
1/2014	MI 7	WI 7	TR	123739	511136	277072	521784	28720	17
1/2014	MI 7	WI 7	TR	123739	511136	277072	521814	36934	49
1/2014	MI 7	WI 7	TR	123739	511136	277072	523032	384134	42
1/2014	MI 7	WI 7	TR	123739	511158	48644	521314	28661	2

ANR Pipeline Company Transportation Services Fuel By Route Analysis
--

VASCR351

 Reporting Year: *January - December 2014*
 Production Period: 01/2014

<u>Production Period</u>	<u>Receipt Segment</u>	<u>Delivery Segment</u>	<u>Service Class</u>	<u>Svc Req Contract</u>	<u>Receipt Location</u>	<u>Receipt Loc Prop</u>	<u>Delivery Location</u>	<u>Delivery Loc Prop</u>	<u>Fuel Quantity</u>
1/2014	MI 7	WI 7	TR	123739	513022	338686	521172	28846	55
1/2014	MI 7	WI 7	TR	123739	513022	338686	521266	28702	6
1/2014	MI 7	WI 7	TR	123739	513022	338686	521314	28661	15
1/2014	MI 7	WI 7	TR	123755	505038	153808	521266	28702	18
1/2014	MI 7	WI 7	TR	123755	505108	243097	521250	28841	90
1/2014	MI 7	WI 7	TR	123755	505108	243097	521266	28702	217
1/2014	MI 7	WI 7	TR	123755	505108	243097	521654	284917	18
1/2014	MI 7	WI 7	TR	123755	505108	243097	523032	384134	126
1/2014	MI 7	WI 7	TR	123755	505108	243097	523034	384136	18
1/2014	MI 7	WI 7	TR	123755	510005	246067	521172	28846	54
1/2014	MI 7	WI 7	TR	123755	510005	246067	521250	28841	18
1/2014	MI 7	WI 7	TR	123755	510005	246067	521266	28702	12
1/2014	MI 7	WI 7	TR	123755	510005	246067	523032	384134	24
1/2014	MI 7	WI 7	TR	123755	510005	246067	523034	384136	18
1/2014	MI 7	WI 7	TR	123755	511136	277072	521266	28702	90
1/2014	MI 7	WI 7	TR	123755	511136	277072	523032	384134	18
1/2014	MI 7	WI 7	TR	123755	513022	338686	523032	384134	179
1/2014	MI 7	WI 7	TR	123755	513022	338686	523034	384136	108
1/2014	MI 7	WI 7	TR	123759	505038	153808	521034	183670	9
1/2014	MI 7	WI 7	TR	123759	505038	153808	521172	28846	233
1/2014	MI 7	WI 7	TR	123759	505038	153808	521174	28778	26
1/2014	MI 7	WI 7	TR	123759	505038	153808	521178	28883	9
1/2014	MI 7	WI 7	TR	123759	505038	153808	521200	28679	6
1/2014	MI 7	WI 7	TR	123759	505038	153808	521204	28672	14
1/2014	MI 7	WI 7	TR	123759	505038	153808	521230	28819	1
1/2014	MI 7	WI 7	TR	123759	505038	153808	521246	28844	57
1/2014	MI 7	WI 7	TR	123759	505038	153808	521248	28811	12
1/2014	MI 7	WI 7	TR	123759	505038	153808	521262	36868	65
1/2014	MI 7	WI 7	TR	123759	505038	153808	521266	28702	176
1/2014	MI 7	WI 7	TR	123759	505038	153808	521286	28853	22
1/2014	MI 7	WI 7	TR	123759	505038	153808	521314	28661	87
1/2014	MI 7	WI 7	TR	123759	505038	153808	521316	28831	18
1/2014	MI 7	WI 7	TR	123759	505038	153808	521318	28829	9

**ANR Pipeline Company
 Transportation Services
 Fuel By Route Analysis**

VASCR351

Reporting Year: *January - December 2014*
 Production Period: **01/2014**

<u>Production Period</u>	<u>Receipt Segment</u>	<u>Delivery Segment</u>	<u>Service Class</u>	<u>Svc Req Contract</u>	<u>Receipt Location</u>	<u>Receipt Loc Prop</u>	<u>Delivery Location</u>	<u>Delivery Loc Prop</u>	<u>Fuel Quantity</u>
1/2014	MI 7	WI 7	TR	123759	505038	153808	521324	28794	55
1/2014	MI 7	WI 7	TR	123759	505038	153808	521338	28700	10
1/2014	MI 7	WI 7	TR	123759	505038	153808	521344	28734	25
1/2014	MI 7	WI 7	TR	123759	505038	153808	521362	28733	9
1/2014	MI 7	WI 7	TR	123759	505038	153808	521374	28662	24
1/2014	MI 7	WI 7	TR	123759	505038	153808	521784	28720	74
1/2014	MI 7	WI 7	TR	123759	505038	153808	521786	28798	33
1/2014	MI 7	WI 7	TR	123759	505038	153808	521814	36934	40
1/2014	MI 7	WI 7	TR	123759	505038	153808	523034	384136	14
1/2014	MI 7	WI 7	TR	123759	505108	243097	521012	40226	20
1/2014	MI 7	WI 7	TR	123759	505108	243097	521034	183670	34
1/2014	MI 7	WI 7	TR	123759	505108	243097	521172	28846	1
1/2014	MI 7	WI 7	TR	123759	505108	243097	521178	28883	56
1/2014	MI 7	WI 7	TR	123759	505108	243097	521196	28771	4
1/2014	MI 7	WI 7	TR	123759	505108	243097	521200	28679	3
1/2014	MI 7	WI 7	TR	123759	505108	243097	521204	28672	3
1/2014	MI 7	WI 7	TR	123759	505108	243097	521246	28844	67
1/2014	MI 7	WI 7	TR	123759	505108	243097	521248	28811	9
1/2014	MI 7	WI 7	TR	123759	505108	243097	521262	36868	33
1/2014	MI 7	WI 7	TR	123759	505108	243097	521314	28661	8
1/2014	MI 7	WI 7	TR	123759	505108	243097	521316	28831	4
1/2014	MI 7	WI 7	TR	123759	505108	243097	521318	28829	1
1/2014	MI 7	WI 7	TR	123759	505108	243097	521324	28794	15
1/2014	MI 7	WI 7	TR	123759	505108	243097	521338	28700	5
1/2014	MI 7	WI 7	TR	123759	505108	243097	521344	28734	16
1/2014	MI 7	WI 7	TR	123759	505108	243097	521362	28733	4
1/2014	MI 7	WI 7	TR	123759	505108	243097	521374	28662	3
1/2014	MI 7	WI 7	TR	123759	505108	243097	521784	28720	13
1/2014	MI 7	WI 7	TR	123759	505108	243097	521786	28798	3
1/2014	MI 7	WI 7	TR	123759	505108	243097	523034	384136	8
1/2014	MI 7	WI 7	TR	123759	511136	277072	521012	40226	5
1/2014	MI 7	WI 7	TR	123759	511136	277072	521034	183670	49
1/2014	MI 7	WI 7	TR	123759	511136	277072	521172	28846	21

ANR Pipeline Company Transportation Services Fuel By Route Analysis

VASCR351

Reporting Year: *January - December 2014*
 Production Period: **01/2014**

<u>Production Period</u>	<u>Receipt Segment</u>	<u>Delivery Segment</u>	<u>Service Class</u>	<u>Svc Req Contract</u>	<u>Receipt Location</u>	<u>Receipt Loc Prop</u>	<u>Delivery Location</u>	<u>Delivery Loc Prop</u>	<u>Fuel Quantity</u>
1/2014	MI 7	WI 7	TR	123759	511136	277072	521178	28883	19
1/2014	MI 7	WI 7	TR	123759	511136	277072	521196	28771	10
1/2014	MI 7	WI 7	TR	123759	511136	277072	521200	28679	4
1/2014	MI 7	WI 7	TR	123759	511136	277072	521204	28672	6
1/2014	MI 7	WI 7	TR	123759	511136	277072	521246	28844	22
1/2014	MI 7	WI 7	TR	123759	511136	277072	521248	28811	3
1/2014	MI 7	WI 7	TR	123759	511136	277072	521262	36868	21
1/2014	MI 7	WI 7	TR	123759	511136	277072	521266	28702	4
1/2014	MI 7	WI 7	TR	123759	511136	277072	521286	28853	3
1/2014	MI 7	WI 7	TR	123759	511136	277072	521314	28661	8
1/2014	MI 7	WI 7	TR	123759	511136	277072	521316	28831	4
1/2014	MI 7	WI 7	TR	123759	511136	277072	521318	28829	2
1/2014	MI 7	WI 7	TR	123759	511136	277072	521324	28794	10
1/2014	MI 7	WI 7	TR	123759	511136	277072	521338	28700	4
1/2014	MI 7	WI 7	TR	123759	511136	277072	521344	28734	8
1/2014	MI 7	WI 7	TR	123759	511136	277072	521362	28733	2
1/2014	MI 7	WI 7	TR	123759	511136	277072	521374	28662	6
1/2014	MI 7	WI 7	TR	123759	511136	277072	521784	28720	14
1/2014	MI 7	WI 7	TR	123759	511136	277072	521786	28798	6
1/2014	MI 7	WI 7	TR	123759	511136	277072	521814	36934	5
1/2014	MI 7	WI 7	TR	123759	511136	277072	523034	384136	4
1/2014	MI 7	WI 7	TR	123762	505038	153808	521172	28846	92
1/2014	MI 7	WI 7	TR	123762	505038	153808	521180	28875	12
1/2014	MI 7	WI 7	TR	123762	505038	153808	521182	28854	19
1/2014	MI 7	WI 7	TR	123762	505038	153808	521190	28825	9
1/2014	MI 7	WI 7	TR	123762	505038	153808	521246	28844	13
1/2014	MI 7	WI 7	TR	123762	505038	153808	521250	28841	29
1/2014	MI 7	WI 7	TR	123762	505038	153808	521262	36868	19
1/2014	MI 7	WI 7	TR	123762	505038	153808	521298	28736	31
1/2014	MI 7	WI 7	TR	123762	505038	153808	521314	28661	27
1/2014	MI 7	WI 7	TR	123762	505038	153808	521316	28831	7
1/2014	MI 7	WI 7	TR	123762	505038	153808	521322	28868	5
1/2014	MI 7	WI 7	TR	123762	505038	153808	521324	28794	7

**ANR Pipeline Company
 Transportation Services
 Fuel By Route Analysis**

VASCR351

Reporting Year: *January - December 2014*
 Production Period: **01/2014**

<u>Production Period</u>	<u>Receipt Segment</u>	<u>Delivery Segment</u>	<u>Service Class</u>	<u>Svc Req Contract</u>	<u>Receipt Location</u>	<u>Receipt Loc Prop</u>	<u>Delivery Location</u>	<u>Delivery Loc Prop</u>	<u>Fuel Quantity</u>
1/2014	MI 7	WI 7	TR	123762	505038	153808	521330	28761	9
1/2014	MI 7	WI 7	TR	123762	505038	153808	521336	28738	9
1/2014	MI 7	WI 7	TR	123762	505038	153808	521374	28662	11
1/2014	MI 7	WI 7	TR	123762	505038	153808	521784	28720	30
1/2014	MI 7	WI 7	TR	123762	505038	153808	521814	36934	5
1/2014	MI 7	WI 7	TR	123762	505038	153808	523041	395460	38
1/2014	MI 7	WI 7	TR	123762	505108	243097	521172	28846	51
1/2014	MI 7	WI 7	TR	123762	505108	243097	521180	28875	7
1/2014	MI 7	WI 7	TR	123762	505108	243097	521182	28854	10
1/2014	MI 7	WI 7	TR	123762	505108	243097	521190	28825	5
1/2014	MI 7	WI 7	TR	123762	505108	243097	521246	28844	7
1/2014	MI 7	WI 7	TR	123762	505108	243097	521250	28841	12
1/2014	MI 7	WI 7	TR	123762	505108	243097	521262	36868	18
1/2014	MI 7	WI 7	TR	123762	505108	243097	521298	28736	18
1/2014	MI 7	WI 7	TR	123762	505108	243097	521314	28661	15
1/2014	MI 7	WI 7	TR	123762	505108	243097	521316	28831	5
1/2014	MI 7	WI 7	TR	123762	505108	243097	521322	28868	2
1/2014	MI 7	WI 7	TR	123762	505108	243097	521324	28794	5
1/2014	MI 7	WI 7	TR	123762	505108	243097	521330	28761	6
1/2014	MI 7	WI 7	TR	123762	505108	243097	521374	28662	5
1/2014	MI 7	WI 7	TR	123762	505108	243097	521784	28720	26
1/2014	MI 7	WI 7	TR	123762	505108	243097	523041	395460	21
1/2014	MI 7	WI 7	TR	123762	510005	246067	521172	28846	122
1/2014	MI 7	WI 7	TR	123762	510005	246067	521180	28875	16
1/2014	MI 7	WI 7	TR	123762	510005	246067	521182	28854	16
1/2014	MI 7	WI 7	TR	123762	510005	246067	521190	28825	8
1/2014	MI 7	WI 7	TR	123762	510005	246067	521246	28844	8
1/2014	MI 7	WI 7	TR	123762	510005	246067	521250	28841	13
1/2014	MI 7	WI 7	TR	123762	510005	246067	521262	36868	29
1/2014	MI 7	WI 7	TR	123762	510005	246067	521298	28736	27
1/2014	MI 7	WI 7	TR	123762	510005	246067	521314	28661	25
1/2014	MI 7	WI 7	TR	123762	510005	246067	521316	28831	9
1/2014	MI 7	WI 7	TR	123762	510005	246067	521324	28794	9

ANR Pipeline Company Transportation Services Fuel By Route Analysis

VASCR351

Reporting Year: *January - December 2014*
 Production Period: **01/2014**

<u>Production Period</u>	<u>Receipt Segment</u>	<u>Delivery Segment</u>	<u>Service Class</u>	<u>Svc Req Contract</u>	<u>Receipt Location</u>	<u>Receipt Loc Prop</u>	<u>Delivery Location</u>	<u>Delivery Loc Prop</u>	<u>Fuel Quantity</u>
1/2014	MI 7	WI 7	TR	123762	510005	246067	521330	28761	8
1/2014	MI 7	WI 7	TR	123762	510005	246067	521374	28662	9
1/2014	MI 7	WI 7	TR	123762	510005	246067	521784	28720	16
1/2014	MI 7	WI 7	TR	123762	510005	246067	523041	395460	41
1/2014	MI 7	WI 7	TR	123762	511136	277072	521172	28846	12
1/2014	MI 7	WI 7	TR	123762	511136	277072	521784	28720	36
1/2014	MI 7	WI 7	TR	123762	511158	48644	521784	28720	10
1/2014	MI 7	WI 7	TR	123763	505038	153808	510006	28808	6
1/2014	MI 7	WI 7	TR	123765	505038	153808	521172	28846	34
1/2014	MI 7	WI 7	TR	123765	505038	153808	521174	28778	2
1/2014	MI 7	WI 7	TR	123765	505038	153808	521180	28875	5
1/2014	MI 7	WI 7	TR	123765	505038	153808	521182	28854	8
1/2014	MI 7	WI 7	TR	123765	505038	153808	521190	28825	4
1/2014	MI 7	WI 7	TR	123765	505038	153808	521200	28679	1
1/2014	MI 7	WI 7	TR	123765	505038	153808	521218	28865	1
1/2014	MI 7	WI 7	TR	123765	505038	153808	521246	28844	5
1/2014	MI 7	WI 7	TR	123765	505038	153808	521250	28841	7
1/2014	MI 7	WI 7	TR	123765	505038	153808	521260	36867	4
1/2014	MI 7	WI 7	TR	123765	505038	153808	521262	36868	6
1/2014	MI 7	WI 7	TR	123765	505038	153808	521298	28736	11
1/2014	MI 7	WI 7	TR	123765	505038	153808	521314	28661	4
1/2014	MI 7	WI 7	TR	123765	505038	153808	521316	28831	1
1/2014	MI 7	WI 7	TR	123765	505038	153808	521322	28868	1
1/2014	MI 7	WI 7	TR	123765	505038	153808	521324	28794	1
1/2014	MI 7	WI 7	TR	123765	505038	153808	521330	28761	3
1/2014	MI 7	WI 7	TR	123765	505038	153808	521336	28738	1
1/2014	MI 7	WI 7	TR	123765	505038	153808	521374	28662	1
1/2014	MI 7	WI 7	TR	123765	505038	153808	521812	40304	14
1/2014	MI 7	WI 7	TR	123765	505038	153808	521814	36934	1
1/2014	MI 7	WI 7	TR	123765	505038	153808	523041	395460	16
1/2014	MI 7	WI 7	TR	123765	505108	243097	510033	28873	18
1/2014	MI 7	WI 7	TR	123765	505108	243097	521172	28846	69
1/2014	MI 7	WI 7	TR	123765	505108	243097	521174	28778	6

ANR Pipeline Company Transportation Services Fuel By Route Analysis

VASCR351

Reporting Year: *January - December 2014*
 Production Period: 01/2014

<u>Production Period</u>	<u>Receipt Segment</u>	<u>Delivery Segment</u>	<u>Service Class</u>	<u>Svc Req Contract</u>	<u>Receipt Location</u>	<u>Receipt Loc Prop</u>	<u>Delivery Location</u>	<u>Delivery Loc Prop</u>	<u>Fuel Quantity</u>
1/2014	MI 7	WI 7	TR	123765	505108	243097	521180	28875	3
1/2014	MI 7	WI 7	TR	123765	505108	243097	521182	28854	4
1/2014	MI 7	WI 7	TR	123765	505108	243097	521190	28825	2
1/2014	MI 7	WI 7	TR	123765	505108	243097	521200	28679	2
1/2014	MI 7	WI 7	TR	123765	505108	243097	521218	28865	2
1/2014	MI 7	WI 7	TR	123765	505108	243097	521240	28759	1
1/2014	MI 7	WI 7	TR	123765	505108	243097	521246	28844	7
1/2014	MI 7	WI 7	TR	123765	505108	243097	521250	28841	13
1/2014	MI 7	WI 7	TR	123765	505108	243097	521260	36867	6
1/2014	MI 7	WI 7	TR	123765	505108	243097	521262	36868	6
1/2014	MI 7	WI 7	TR	123765	505108	243097	521266	28702	3
1/2014	MI 7	WI 7	TR	123765	505108	243097	521298	28736	15
1/2014	MI 7	WI 7	TR	123765	505108	243097	521314	28661	7
1/2014	MI 7	WI 7	TR	123765	505108	243097	521316	28831	3
1/2014	MI 7	WI 7	TR	123765	505108	243097	521322	28868	1
1/2014	MI 7	WI 7	TR	123765	505108	243097	521324	28794	3
1/2014	MI 7	WI 7	TR	123765	505108	243097	521330	28761	3
1/2014	MI 7	WI 7	TR	123765	505108	243097	521336	28738	20
1/2014	MI 7	WI 7	TR	123765	505108	243097	521374	28662	3
1/2014	MI 7	WI 7	TR	123765	505108	243097	521784	28720	38
1/2014	MI 7	WI 7	TR	123765	505108	243097	521812	40304	12
1/2014	MI 7	WI 7	TR	123765	505108	243097	521814	36934	17
1/2014	MI 7	WI 7	TR	123765	505108	243097	523041	395460	16
1/2014	MI 7	WI 7	TR	123765	510005	246067	521298	28736	2
1/2014	MI 7	WI 7	TR	123765	510005	246067	521314	28661	3
1/2014	MI 7	WI 7	TR	123765	510005	246067	521316	28831	1
1/2014	MI 7	WI 7	TR	123765	510005	246067	521324	28794	1
1/2014	MI 7	WI 7	TR	123765	510005	246067	521336	28738	7
1/2014	MI 7	WI 7	TR	123765	510005	246067	521374	28662	1
1/2014	MI 7	WI 7	TR	123765	510005	246067	521784	28720	21
1/2014	MI 7	WI 7	TR	123769	505108	243097	521172	28846	20
1/2014	MI 7	WI 7	TR	123769	505108	243097	521784	28720	2
1/2014	MI 7	WI 7	TR	123770	505038	153808	521250	28841	329

**ANR Pipeline Company
 Transportation Services
 Fuel By Route Analysis**
VASCR351

 Reporting Year: *January - December 2014*
 Production Period: **01/2014**

<u>Production Period</u>	<u>Receipt Segment</u>	<u>Delivery Segment</u>	<u>Service Class</u>	<u>Svc Req Contract</u>	<u>Receipt Location</u>	<u>Receipt Loc Prop</u>	<u>Delivery Location</u>	<u>Delivery Loc Prop</u>	<u>Fuel Quantity</u>
1/2014	MI 7	WI 7	TR	123770	505038	153808	523034	384136	163
1/2014	MI 7	WI 7	TR	123780	505038	153808	521266	28702	32
1/2014	MI 7	WI 7	TR	123780	505108	243097	521266	28702	76
1/2014	MI 7	WI 7	TR	123780	505108	243097	523032	384134	92
1/2014	MI 7	WI 7	TR	123780	505108	243097	523034	384136	16
1/2014	MI 7	WI 7	TR	123780	510005	246067	521266	28702	32
1/2014	MI 7	WI 7	TR	123780	511136	277072	521250	28841	64
1/2014	MI 7	WI 7	TR	123780	511136	277072	521266	28702	62
1/2014	MI 7	WI 7	TR	123780	511136	277072	523032	384134	7
1/2014	MI 7	WI 7	TR	123780	513022	338686	523032	384134	16
1/2014	MI 7	WI 7	TR	123791	505108	243097	505026	139258	60
1/2014	MI 7	WI 7	TR	123791	505108	243097	510033	28873	56
1/2014	MI 7	WI 7	TR	123791	505108	243097	521314	28661	21
1/2014	MI 7	WI 7	TR	123791	505108	243097	523032	384134	28
1/2014	MI 7	WI 7	TR	123791	505230	153728	505026	139258	1
1/2014	MI 7	WI 7	TR	123791	510005	246067	505026	139258	115
1/2014	MI 7	WI 7	TR	123791	510005	246067	521266	28702	9
1/2014	MI 7	WI 7	TR	123791	510005	246067	521314	28661	66
1/2014	MI 7	WI 7	TR	123791	511136	277072	505026	139258	136
1/2014	MI 7	WI 7	TR	123791	511136	277072	521314	28661	212
1/2014	MI 7	WI 7	TR	123791	513022	338686	521314	28661	37
1/2014	MI 7	WI 7	TR	123792	505108	243097	505026	139258	3
1/2014	MI 7	WI 7	TR	123792	505108	243097	510033	28873	6
1/2014	MI 7	WI 7	TR	123792	505108	243097	521314	28661	3
1/2014	MI 7	WI 7	TR	123792	505108	243097	523032	384134	3
1/2014	MI 7	WI 7	TR	123792	510005	246067	521266	28702	1
1/2014	MI 7	WI 7	TR	123792	510005	246067	521314	28661	25
1/2014	MI 7	WI 7	TR	123792	511136	277072	505026	139258	6
1/2014	MI 7	WI 7	TR	123792	511136	277072	521314	28661	31
1/2014	MI 7	WI 7	TR	123792	513022	338686	521314	28661	3
1/2014	MI 7	WI 7	TR	123793	505108	243097	521314	28661	11
1/2014	MI 7	WI 7	TR	123794	505038	153808	510033	28873	9
1/2014	MI 7	WI 7	TR	123794	505038	153808	521164	28842	34

ANR Pipeline Company Transportation Services Fuel By Route Analysis
--

VASCR351

 Reporting Year: *January - December 2014*
 Production Period: **01/2014**

<u>Production Period</u>	<u>Receipt Segment</u>	<u>Delivery Segment</u>	<u>Service Class</u>	<u>Svc Req Contract</u>	<u>Receipt Location</u>	<u>Receipt Loc Prop</u>	<u>Delivery Location</u>	<u>Delivery Loc Prop</u>	<u>Fuel Quantity</u>
1/2014	MI 7	WI 7	TR	123794	505038	153808	521178	28883	90
1/2014	MI 7	WI 7	TR	123794	505038	153808	521190	28825	28
1/2014	MI 7	WI 7	TR	123794	505038	153808	521324	28794	8
1/2014	MI 7	WI 7	TR	123794	505108	243097	521164	28842	9
1/2014	MI 7	WI 7	TR	123794	505108	243097	521178	28883	33
1/2014	MI 7	WI 7	TR	123794	511136	277072	521164	28842	27
1/2014	MI 7	WI 7	TR	123800	511136	277072	521374	28662	87
1/2014	MI 7	WI 7	TR	123800	511136	277072	521814	36934	3
1/2014	MI 7	WI 7	TR	123801	505108	243097	521172	28846	105
1/2014	MI 7	WI 7	TR	123801	505108	243097	521250	28841	116
1/2014	MI 7	WI 7	TR	123801	505108	243097	523034	384136	133
1/2014	MI 7	WI 7	TR	123801	510005	246067	521172	28846	37
1/2014	MI 7	WI 7	TR	123801	511136	277072	521172	28846	544
1/2014	MI 7	WI 7	TR	123801	511136	277072	521250	28841	64
1/2014	MI 7	WI 7	TR	123801	511136	277072	523034	384136	155
1/2014	MI 7	WI 7	TR	123803	511136	277072	521260	36867	44
1/2014	MI 7	WI 7	TR	123807	505038	153808	521164	28842	138
1/2014	MI 7	WI 7	TR	123807	511136	277072	521164	28842	29
1/2014	MI 7	WI 7	TR	123807	511136	277072	521246	28844	1
1/2014	MI 7	WI 7	TR	123807	511136	277072	521316	28831	6
1/2014	MI 7	WI 7	TR	123832	505038	153808	521172	28846	2
1/2014	MI 7	WI 7	TR	123832	505038	153808	521784	28720	76
1/2014	MI 7	WI 7	TR	123832	505108	243097	521784	28720	23
1/2014	MI 7	WI 7	TR	123832	510005	246067	521784	28720	39
1/2014	MI 7	WI 7	TR	123836	505038	153808	521164	28842	6
1/2014	MI 7	WI 7	TR	123836	505108	243097	521190	28825	32
1/2014	MI 7	WI 7	TR	123836	505108	243097	521330	28761	3
1/2014	MI 7	WI 7	TR	123836	505108	243097	521372	11703	9
1/2014	MI 7	WI 7	TR	123836	505108	243097	523055	494371	1
1/2014	MI 7	WI 7	TR	123836	511136	277072	510033	28873	14
1/2014	MI 7	WI 7	TR	123836	511136	277072	521178	28883	49
1/2014	MI 7	WI 7	TR	123836	511136	277072	521188	28862	4
1/2014	MI 7	WI 7	TR	123836	511136	277072	521190	28825	59

ANR Pipeline Company Transportation Services Fuel By Route Analysis

VASCR351

 Reporting Year: *January - December 2014*
 Production Period: **01/2014**

<u>Production Period</u>	<u>Receipt Segment</u>	<u>Delivery Segment</u>	<u>Service Class</u>	<u>Svc Req Contract</u>	<u>Receipt Location</u>	<u>Receipt Loc Prop</u>	<u>Delivery Location</u>	<u>Delivery Loc Prop</u>	<u>Fuel Quantity</u>
1/2014	MI 7	W1 7	TR	123836	511136	277072	521196	28771	2
1/2014	MI 7	W1 7	TR	123836	511136	277072	521218	28865	4
1/2014	MI 7	W1 7	TR	123836	511136	277072	521230	28819	24
1/2014	MI 7	W1 7	TR	123836	511136	277072	521330	28761	25
1/2014	MI 7	W1 7	TR	123836	511136	277072	521372	11703	64
1/2014	MI 7	W1 7	TR	123838	505108	243097	523034	384136	23
1/2014	MI 7	W1 7	TR	123842	511136	277072	521784	28720	56
1/2014	MI 7	W1 7	TR	123860	511136	277072	521172	28846	21
1/2014	MI 7	W1 7	TR	123860	511136	277072	521178	28883	7
1/2014	MI 7	W1 7	TR	123860	511136	277072	521180	28875	11
1/2014	MI 7	W1 7	TR	123860	511136	277072	521314	28661	9
1/2014	MI 7	W1 7	TR	123860	511136	277072	523034	384136	7
1/2014	MI 7	W1 7	TR	123877	511136	277072	521260	36867	7
1/2014	MI 7	W1 7	TR	123880	505038	153808	521172	28846	27
1/2014	MI 7	W1 7	TR	123882	511136	277072	521172	28846	13
1/2014	MI 7	W1 7	TS	108864	505038	153808	521392	28730	121
1/2014	MI 7	W1 7	TS	108872	505038	153808	521396	150407	27
1/2014	MI 7	W1 7	TS	121185	505038	153808	521172	28846	32
1/2014	MI 7	W1 7	TS	121185	505038	153808	521250	28841	17
1/2014	MI 7	W1 7	TS	121185	505038	153808	521784	28720	89
	Segment								124,910
1/2014	ML 0	ML 0	TR	109511	501120	206051	505058	216158	854
1/2014	ML 0	ML 0	TR	121099	510042	174669	505410	378512	85
1/2014	ML 0	ML 0	TR	122174	510042	174669	505410	378512	75
1/2014	ML 0	ML 0	TR	123711	513000	307110	505058	216158	67
1/2014	ML 0	ML 0	TR	123712	513000	307110	505058	216158	75
	Segment								1,156
1/2014	MW 5	MW 6	TR	114767	513067	696539	521608	171759	372
	Segment								372
1/2014	MW 6	MI 7	TR	750	505014	139246	505038	153808	6
1/2014	MW 6	MI 7	TR	1800	505013	139241	505038	153808	108
1/2014	MW 6	MI 7	TR	108985	505005	139233	505038	153808	11

**ANR Pipeline Company
Transportation Services
Fuel By Route Analysis**

Reporting Year: *January - December 2014*
Production Period: *01/2014*

<u>Production Period</u>	<u>Receipt Segment</u>	<u>Delivery Segment</u>	<u>Service Class</u>	<u>Svc Reg Contract</u>	<u>Receipt Location</u>	<u>Receipt Loc Prod</u>	<u>Delivery Location</u>	<u>Delivery Loc Prod</u>	<u>Fuel Quantity</u>
1/2014	MW 6	M1 7	TR	122582	521482	4741	505038	153808	152
1/2014	MW 6	M1 7	TR	122582	521482	4741	505108	243097	282
1/2014	MW 6	M1 7	TR	122582	521482	4741	521116	42078	80
1/2014	MW 6	M1 7	TR	123393	521420	4602	505038	153808	16
Segment									
1/2014	MW 6	MW 6	TR	111803	505286	153727	521646	261475	655
Segment									
1/2014	MW 6	W1 7	TR	122582	521482	4741	5211172	28846	99
1/2014	MW 6	W1 7	TR	122582	521482	4741	521250	28841	17
Segment									
1/2014	SE 1	ME 2	TR	104491	513078	766184	521982	283195	7
1/2014	SE 1	ME 2	TS	102722	513078	766184	505126	267228	42
Segment									
1/2014	SE 1	ME 3	TR	106116	511164	186900	505007	139235	725
1/2014	SE 1	ME 3	TR	123758	511164	186900	520026	38843	39
1/2014	SE 1	ME 3	TR	123760	511164	186900	520026	38843	10
Segment									
1/2014	SE 1	M1 7	TR	106118	511164	186900	505028	139366	774
Segment									
1/2014	SE 1	SE 1	TR	106779	505544	1250765	505276	325427	1,231
1/2014	SE 1	SE 1	TR	108649	505544	1250765	505276	325427	1,231
1/2014	SE 1	SE 1	TR	112268	510003	135819	505276	325427	181
1/2014	SE 1	SE 1	TR	115495	505544	1250765	505276	325427	243
1/2014	SE 1	SE 1	TR	115504	505544	1250765	505276	325427	22
1/2014	SE 1	SE 1	TR	115821	505544	1250765	505358	345116	22
1/2014	SE 1	SE 1	TR	118602	505544	1250765	505276	325427	21
1/2014	SE 1	SE 1	TR	119427	505544	1250765	505276	325427	220
1/2014	SE 1	SE 1	TR	119834	510003	135819	505276	325427	50
1/2014	SE 1	SE 1	TR	123663	505544	1250765	505276	325427	54
Segment									
									1,738

ANR Pipeline Company Transportation Services Fuel By Route Analysis

VASCR351

Reporting Year: *January - December 2014*
 Production Period: **01/2014**

<u>Production Period</u>	<u>Receipt Segment</u>	<u>Delivery Segment</u>	<u>Service Class</u>	<u>Svc Req Contract</u>	<u>Receipt Location</u>	<u>Receipt Loc Prop</u>	<u>Delivery Location</u>	<u>Delivery Loc Prop</u>	<u>Fuel Quantity</u>
1/2014	SE 1	SE 2	TR	120086	511164	186900	521632	42593	446
1/2014	SE 1	SE 2	TR	120721	513078	766184	523050	467240	32
	Segment								478
1/2014	SE 2	ME 2	TR	120508	505002	103565	523043	416969	8,982
1/2014	SE 2	ME 2	TR	120508	505264	68285	523043	416969	98
1/2014	SE 2	ME 2	TR	120541	505002	103565	523043	416969	5,600
1/2014	SE 2	ME 2	TR	120542	505002	103565	523043	416969	5,865
1/2014	SE 2	ME 2	TR	120643	505002	103565	523069	1055519	47
1/2014	SE 2	ME 2	TR	123575	505002	103565	523069	1055519	72
1/2014	SE 2	ME 2	TR	123799	505002	103565	521978	218539	12
	Segment								20,676
1/2014	SE 2	ME 3	TR	113546	505002	103565	521528	4351	3,627
1/2014	SE 2	ME 3	TR	114490	505002	103565	520027	295956	302
1/2014	SE 2	ME 3	TR	114490	505002	103565	521010	40186	186
1/2014	SE 2	ME 3	TR	114490	505002	103565	521552	16265	14
1/2014	SE 2	ME 3	TR	114490	505002	103565	521620	16118	826
1/2014	SE 2	ME 3	TR	114586	505002	103565	520026	38843	4,177
1/2014	SE 2	ME 3	TR	118761	505002	103565	520024	21906	17,029
1/2014	SE 2	ME 3	TR	119817	505002	103565	520005	15672	131
1/2014	SE 2	ME 3	TR	119817	505002	103565	521010	40186	410
1/2014	SE 2	ME 3	TR	122018	505002	103565	520026	38843	1,416
1/2014	SE 2	ME 3	TR	122305	505002	103565	505392	356048	415
1/2014	SE 2	ME 3	TR	122333	505002	103565	505392	356048	299
1/2014	SE 2	ME 3	TR	122831	505002	103565	505392	356048	140
1/2014	SE 2	ME 3	TR	123330	505002	103565	521626	40184	104
1/2014	SE 2	ME 3	TR	123335	505002	103565	521626	40184	13
1/2014	SE 2	ME 3	TR	123344	505002	103565	521626	40184	403
1/2014	SE 2	ME 3	TR	123352	505002	103565	521540	4223	31
1/2014	SE 2	ME 3	TR	123479	505002	103565	521626	40184	416
1/2014	SE 2	ME 3	TR	123480	505002	103565	521540	4223	34
1/2014	SE 2	ME 3	TR	123480	505002	103565	521626	40184	210
1/2014	SE 2	ME 3	TR	123542	505002	103565	521626	40184	349

ANR Pipeline Company Transportation Services Fuel By Route Analysis

VASCR351

Reporting Year: *January - December 2014*
 Production Period: **01/2014**

<u>Production Period</u>	<u>Receipt Segment</u>	<u>Delivery Segment</u>	<u>Service Class</u>	<u>Svc Req Contract</u>	<u>Receipt Location</u>	<u>Receipt Loc Prop</u>	<u>Delivery Location</u>	<u>Delivery Loc Prop</u>	<u>Fuel Quantity</u>
1/2014	SE 2	ME 3	TR	123545	505002	103565	521540	4223	30
1/2014	SE 2	ME 3	TR	123575	505002	103565	521092	4475	260
1/2014	SE 2	ME 3	TR	123746	505002	103565	520026	38843	222
1/2014	SE 2	ME 3	TR	123747	505002	103565	505119	261345	175
1/2014	SE 2	ME 3	TR	123747	505002	103565	520018	22986	252
1/2014	SE 2	ME 3	TR	123747	505002	103565	520026	38843	1,146
1/2014	SE 2	ME 3	TR	123749	505002	103565	520026	38843	448
1/2014	SE 2	ME 3	TR	123750	505002	103565	520026	38843	196
1/2014	SE 2	ME 3	TR	123752	505002	103565	520026	38843	213
1/2014	SE 2	ME 3	TR	123772	505002	103565	520026	38843	164
1/2014	SE 2	ME 3	TR	123799	505002	103565	521010	40186	66
1/2014	SE 2	ME 3	TR	123799	505002	103565	521620	16118	12
	Segment								33,716
1/2014	SE 2	MI 7	TR	113042	505002	103565	521080	138675	172
1/2014	SE 2	MI 7	TR	114490	505002	103565	510005	246067	36
1/2014	SE 2	MI 7	TR	114490	505002	103565	521008	11616	59
1/2014	SE 2	MI 7	TR	114490	505002	103565	521016	4196	336
1/2014	SE 2	MI 7	TR	114490	505002	103565	521030	282436	246
1/2014	SE 2	MI 7	TR	114490	505002	103565	521098	108641	80
1/2014	SE 2	MI 7	TR	114490	505002	103565	521116	42078	1,244
1/2014	SE 2	MI 7	TR	114490	505002	103565	521138	11680	30
1/2014	SE 2	MI 7	TR	114490	505002	103565	521622	110850	6,919
1/2014	SE 2	MI 7	TR	114723	505002	103565	521116	42078	470
1/2014	SE 2	MI 7	TR	114746	505002	103565	521008	11616	935
1/2014	SE 2	MI 7	TR	114746	505002	103565	521116	42078	706
1/2014	SE 2	MI 7	TR	116556	505002	103565	521636	22992	321
1/2014	SE 2	MI 7	TR	116556	505002	103565	521690	40892	1,298
1/2014	SE 2	MI 7	TR	117783	505002	103565	505108	243097	477
1/2014	SE 2	MI 7	TR	117783	505002	103565	521116	42078	462
1/2014	SE 2	MI 7	TR	117783	505002	103565	521636	22992	234
1/2014	SE 2	MI 7	TR	118088	505002	103565	505038	153808	117
1/2014	SE 2	MI 7	TR	118088	505002	103565	521008	11616	587
1/2014	SE 2	MI 7	TR	119817	505002	103565	521098	108641	24

**ANR Pipeline Company
 Transportation Services
 Fuel By Route Analysis**
VASCR351

 Reporting Year: *January - December 2014*
 Production Period: **01/2014**

<u>Production Period</u>	<u>Receipt Segment</u>	<u>Delivery Segment</u>	<u>Service Class</u>	<u>Svc Req Contract</u>	<u>Receipt Location</u>	<u>Receipt Loc Prop</u>	<u>Delivery Location</u>	<u>Delivery Loc Prop</u>	<u>Fuel Quantity</u>
1/2014	SE 2	MI 7	TR	119817	505002	103565	521116	42078	43
1/2014	SE 2	MI 7	TR	119817	505002	103565	521636	22992	253
1/2014	SE 2	MI 7	TR	121075	505002	103565	521008	11616	551
1/2014	SE 2	MI 7	TR	121075	505002	103565	521116	42078	1,486
1/2014	SE 2	MI 7	TR	121099	505002	103565	521116	42078	364
1/2014	SE 2	MI 7	TR	122305	505002	103565	505020	139252	50
1/2014	SE 2	MI 7	TR	122333	505002	103565	505020	139252	40
1/2014	SE 2	MI 7	TR	123330	505002	103565	521932	138744	3
1/2014	SE 2	MI 7	TR	123335	505002	103565	521932	138744	243
1/2014	SE 2	MI 7	TR	123335	505002	103565	521948	4492	13
1/2014	SE 2	MI 7	TR	123352	505002	103565	521932	138744	617
1/2014	SE 2	MI 7	TR	123352	505002	103565	521948	4492	497
1/2014	SE 2	MI 7	TR	123479	505002	103565	521932	138744	55
1/2014	SE 2	MI 7	TR	123480	505002	103565	521932	138744	4
1/2014	SE 2	MI 7	TR	123480	505002	103565	521948	4492	64
1/2014	SE 2	MI 7	TR	123481	505002	103565	521948	4492	31
1/2014	SE 2	MI 7	TR	123487	505002	103565	521948	4492	31
1/2014	SE 2	MI 7	TR	123542	505002	103565	521932	138744	122
1/2014	SE 2	MI 7	TR	123543	505002	103565	521932	138744	1,037
1/2014	SE 2	MI 7	TR	123549	505002	103565	521138	11680	33
1/2014	SE 2	MI 7	TR	123549	505002	103565	521932	138744	28
	Segment								20,318
1/2014	SE 2	SE 1	OB	97628	505264	68285	505276	325427	-64
1/2014	SE 2	SE 1	TR	108649	505002	103565	505276	325427	882
1/2014	SE 2	SE 1	TR	109726	505545	1250766	521036	186899	9
1/2014	SE 2	SE 1	TR	112268	505002	103565	522141	314210	15
1/2014	SE 2	SE 1	TR	112268	505545	1250766	523064	766185	6
1/2014	SE 2	SE 1	TR	113399	505002	103565	521036	186899	315
1/2014	SE 2	SE 1	TR	113480	505002	103565	523064	766185	-71
1/2014	SE 2	SE 1	TR	113650	505002	103565	521036	186899	583
1/2014	SE 2	SE 1	TR	114386	505002	103565	521036	186899	884
1/2014	SE 2	SE 1	TR	114632	505002	103565	505276	325427	738
1/2014	SE 2	SE 1	TR	114872	505002	103565	521036	186899	1,276

**ANR Pipeline Company
 Transportation Services
 Fuel By Route Analysis**
VASCR351

 Reporting Year: *January - December 2014*
 Production Period: **01/2014**

<u>Production Period</u>	<u>Receipt Segment</u>	<u>Delivery Segment</u>	<u>Service Class</u>	<u>Svc Req Contract</u>	<u>Receipt Location</u>	<u>Receipt Loc Prop</u>	<u>Delivery Location</u>	<u>Delivery Loc Prop</u>	<u>Fuel Quantity</u>
1/2014	SE 2	SE 1	TR	115522	505002	103565	523064	766185	272
1/2014	SE 2	SE 1	TR	115602	505002	103565	520013	7703	21
1/2014	SE 2	SE 1	TR	115602	505002	103565	523064	766185	8
1/2014	SE 2	SE 1	TR	115656	505002	103565	521036	186899	87
1/2014	SE 2	SE 1	TR	115656	505002	103565	523064	766185	152
1/2014	SE 2	SE 1	TR	117272	505002	103565	523064	766185	28
1/2014	SE 2	SE 1	TR	120095	505002	103565	521036	186899	62
1/2014	SE 2	SE 1	TR	120716	505002	103565	523064	766185	72
1/2014	SE 2	SE 1	TR	120721	505002	103565	523064	766185	56
1/2014	SE 2	SE 1	TR	120917	505002	103565	521036	186899	806
1/2014	SE 2	SE 1	TR	120969	505002	103565	505276	325427	400
1/2014	SE 2	SE 1	TR	120977	505002	103565	523064	766185	71
1/2014	SE 2	SE 1	TR	121075	505002	103565	523064	766185	5
1/2014	SE 2	SE 1	TR	121099	505002	103565	521036	186899	14
1/2014	SE 2	SE 1	TR	122080	505002	103565	521036	186899	44
1/2014	SE 2	SE 1	TR	122080	505002	103565	523064	766185	88
1/2014	SE 2	SE 1	TR	123145	505002	103565	505544	1250765	62
1/2014	SE 2	SE 1	TR	123145	505002	103565	521036	186899	32
1/2014	SE 2	SE 1	TR	123641	505002	103565	520013	7703	130
1/2014	SE 2	SE 1	TR	123641	505002	103565	521036	186899	137
1/2014	SE 2	SE 1	TR	123641	505002	103565	523064	766185	3,017
1/2014	SE 2	SE 1	TR	123749	505002	103565	521036	186899	23
1/2014	SE 2	SE 1	TR	123750	505002	103565	521036	186899	5
	Segment								10,165
1/2014	SE 2	SE 2	OB	97628	505264	68285	505240	217760	-63
1/2014	SE 2	SE 2	TR	106777	505002	103565	522130	38295	257
1/2014	SE 2	SE 2	TR	109726	505545	1250766	520004	10369	3
1/2014	SE 2	SE 2	TR	109726	505545	1250766	523050	467240	198
1/2014	SE 2	SE 2	TR	112268	505002	103565	520004	10369	12
1/2014	SE 2	SE 2	TR	112268	505545	1250766	520004	10369	49
1/2014	SE 2	SE 2	TR	112832	505002	103565	523050	467240	933
1/2014	SE 2	SE 2	TR	113480	505002	103565	523017	322045	3,278
1/2014	SE 2	SE 2	TR	113480	505264	68285	523017	322045	60

**ANR Pipeline Company
 Transportation Services
 Fuel By Route Analysis**

VASCR351

Reporting Year: *January - December 2014*
 Production Period: **01/2014**

<u>Production Period</u>	<u>Receipt Segment</u>	<u>Delivery Segment</u>	<u>Service Class</u>	<u>Svc Req Contract</u>	<u>Receipt Location</u>	<u>Receipt Loc Prop</u>	<u>Delivery Location</u>	<u>Delivery Loc Prop</u>	<u>Fuel Quantity</u>
1/2014	SE 2	SE 2	TR	113490	505002	103565	523017	322045	946
1/2014	SE 2	SE 2	TR	113490	505264	68285	522106	218538	2
1/2014	SE 2	SE 2	TR	113490	505264	68285	523017	322045	383
1/2014	SE 2	SE 2	TR	114386	505002	103565	520004	10369	1,302
1/2014	SE 2	SE 2	TR	114425	505002	103565	520009	10111	14
1/2014	SE 2	SE 2	TR	114425	505002	103565	522130	38295	45
1/2014	SE 2	SE 2	TR	114723	505002	103565	523018	322625	82
1/2014	SE 2	SE 2	TR	114872	505002	103565	520004	10369	2,686
1/2014	SE 2	SE 2	TR	115419	505002	103565	520004	10369	325
1/2014	SE 2	SE 2	TR	115419	505002	103565	521632	42593	105
1/2014	SE 2	SE 2	TR	115420	505002	103565	523018	322625	511
1/2014	SE 2	SE 2	TR	115455	505002	103565	523018	322625	316
1/2014	SE 2	SE 2	TR	115456	505002	103565	523018	322625	106
1/2014	SE 2	SE 2	TR	115457	505002	103565	523018	322625	782
1/2014	SE 2	SE 2	TR	115522	505002	103565	523050	467240	839
1/2014	SE 2	SE 2	TR	115602	505002	103565	521632	42593	9
1/2014	SE 2	SE 2	TR	115602	505002	103565	523050	467240	334
1/2014	SE 2	SE 2	TR	115726	505002	103565	520004	10369	1,610
1/2014	SE 2	SE 2	TR	115726	505002	103565	523063	742883	560
1/2014	SE 2	SE 2	TR	115727	505002	103565	520004	10369	972
1/2014	SE 2	SE 2	TR	115727	505002	103565	523063	742883	671
1/2014	SE 2	SE 2	TR	116490	505002	103565	523018	322625	114
1/2014	SE 2	SE 2	TR	116490	505002	103565	523050	467240	290
1/2014	SE 2	SE 2	TR	117272	505002	103565	523050	467240	46
1/2014	SE 2	SE 2	TR	120086	505002	103565	521632	42593	9
1/2014	SE 2	SE 2	TR	120095	505002	103565	521632	42593	86
1/2014	SE 2	SE 2	TR	120139	505002	103565	523063	742883	621
1/2014	SE 2	SE 2	TR	120616	505002	103565	521002	43613	17
1/2014	SE 2	SE 2	TR	120616	505002	103565	521662	233620	106
1/2014	SE 2	SE 2	TR	120616	505002	103565	523075	1387567	832
1/2014	SE 2	SE 2	TR	120616	505545	1250766	523075	1387567	43
1/2014	SE 2	SE 2	TR	120716	505002	103565	521002	43613	327
1/2014	SE 2	SE 2	TR	120721	505002	103565	523050	467240	227

ANR Pipeline Company Transportation Services Fuel By Route Analysis
--

VASCR351

 Reporting Year: *January - December 2014*
 Production Period: **01/2014**

<u>Production Period</u>	<u>Receipt Segment</u>	<u>Delivery Segment</u>	<u>Service Class</u>	<u>Svc Req Contract</u>	<u>Receipt Location</u>	<u>Receipt Loc Prop</u>	<u>Delivery Location</u>	<u>Delivery Loc Prop</u>	<u>Fuel Quantity</u>
1/2014	SW 1	MI 7	TR	123257	513057	482503	521016	4196	492
1/2014	SW 1	MI 7	TR	123257	513057	482503	521116	42078	45
1/2014	SW 1	MI 7	TR	123257	513057	482503	521636	22992	3,289
1/2014	SW 1	MI 7	TR	123257	513057	482503	521932	138744	757
	Segment								4,583
1/2014	SW 1	MW 6	TR	123257	513057	482503	521400	13135	6
	Segment								6
1/2014	SW 1	SW 1	TR	115602	510031	25935	523061	737783	1,348
	Segment								1,348
1/2014	SW 1	SW 3	TR	121091	512462	261341	523067	951568	1
1/2014	SW 1	SW 3	TR	121091	512516	174775	523067	951568	2
1/2014	SW 1	SW 3	TR	121091	513015	327746	523067	951568	27
1/2014	SW 1	SW 3	TR	121091	513057	482503	523067	951568	6
	Segment								36
1/2014	SW 3	SW 1	TR	120629	502214	179887	523061	737783	725
	Segment								725
1/2014	SW 3	SW 4	TR	121086	522132	153896	521020	34887	39
	Segment								39
1/2014	SW 4	ME 3	TR	1650	505003	103702	505008	139236	1,736
1/2014	SW 4	ME 3	TR	15350	505003	103702	521534	138745	2,542
1/2014	SW 4	ME 3	TR	110505	505003	103702	520005	15672	8
1/2014	SW 4	ME 3	TR	110505	505003	103702	520027	295956	290
1/2014	SW 4	ME 3	TR	110884	505003	103702	523006	314730	340
1/2014	SW 4	ME 3	TR	110885	505003	103702	521626	40184	624
1/2014	SW 4	ME 3	TR	110948	505003	103702	505007	139235	1,271
1/2014	SW 4	ME 3	TR	114591	505003	103702	520026	38843	5,417
1/2014	SW 4	ME 3	TR	123547	505003	103702	521540	4223	31
	Segment								12,259
1/2014	SW 4	MI 7	TR	108181	505003	103702	505038	153808	1,016
1/2014	SW 4	MI 7	TR	108304	505003	103702	505030	139369	15,810

**ANR Pipeline Company
 Transportation Services
 Fuel By Route Analysis**

VASCR351

Reporting Year: *January - December 2014*
 Production Period: 01/2014

<u>Production Period</u>	<u>Receipt Segment</u>	<u>Delivery Segment</u>	<u>Service Class</u>	<u>Svc Req Contract</u>	<u>Receipt Location</u>	<u>Receipt Loc Prop</u>	<u>Delivery Location</u>	<u>Delivery Loc Prop</u>	<u>Fuel Quantity</u>
1/2014	SW 4	MI 7	TR	109422	505003	103702	505018	139250	7,140
1/2014	SW 4	MI 7	TR	109422	505003	103702	505038	153808	238
1/2014	SW 4	MI 7	TR	109511	505003	103702	505108	243097	171
1/2014	SW 4	MI 7	TR	109511	505003	103702	521008	11616	850
1/2014	SW 4	MI 7	TR	109511	505003	103702	521016	4196	340
1/2014	SW 4	MI 7	TR	109511	505003	103702	521104	40849	25,405
1/2014	SW 4	MI 7	TR	109511	505003	103702	521116	42078	757
1/2014	SW 4	MI 7	TR	109511	505003	103702	521118	11578	5,596
1/2014	SW 4	MI 7	TR	109511	505003	103702	521122	11751	470
1/2014	SW 4	MI 7	TR	109511	505003	103702	521124	11562	23
1/2014	SW 4	MI 7	TR	109511	505003	103702	521138	11680	301
1/2014	SW 4	MI 7	TR	109511	505003	103702	521142	40477	928
1/2014	SW 4	MI 7	TR	109511	505003	103702	521146	11785	52
1/2014	SW 4	MI 7	TR	109511	505003	103702	521160	11590	2,849
1/2014	SW 4	MI 7	TR	109511	505003	103702	521636	22992	4,752
1/2014	SW 4	MI 7	TR	109511	505003	103702	521670	40468	1,220
1/2014	SW 4	MI 7	TR	109511	505003	103702	521932	138744	799
1/2014	SW 4	MI 7	TR	109511	505003	103702	523052	467243	881
1/2014	SW 4	MI 7	TR	110185	505003	103702	505108	243097	95
1/2014	SW 4	MI 7	TR	110505	505003	103702	521080	138675	1,122
1/2014	SW 4	MI 7	TR	110505	505003	103702	521098	108641	148
1/2014	SW 4	MI 7	TR	110505	505003	103702	521116	42078	3,540
1/2014	SW 4	MI 7	TR	110505	505003	103702	521142	40477	137
1/2014	SW 4	MI 7	TR	110505	505003	103702	521160	11590	54
1/2014	SW 4	MI 7	TR	110505	505003	103702	521932	138744	445
1/2014	SW 4	MI 7	TR	110505	505003	103702	521948	4492	17
1/2014	SW 4	MI 7	TR	110506	505003	103702	521080	138675	1,252
1/2014	SW 4	MI 7	TR	110506	505003	103702	521098	108641	279
1/2014	SW 4	MI 7	TR	110506	505003	103702	521116	42078	3,740
1/2014	SW 4	MI 7	TR	110507	505003	103702	521080	138675	124
1/2014	SW 4	MI 7	TR	110507	505003	103702	521098	108641	17
1/2014	SW 4	MI 7	TR	110507	505003	103702	521116	42078	386
1/2014	SW 4	MI 7	TR	110884	505003	103702	505038	153808	323

ANR Pipeline Company Transportation Services Fuel By Route Analysis

VASCR351

Reporting Year: *January - December 2014*
 Production Period: **01/2014**

<u>Production Period</u>	<u>Receipt Segment</u>	<u>Delivery Segment</u>	<u>Service Class</u>	<u>Svc Req Contract</u>	<u>Receipt Location</u>	<u>Receipt Loc Prop</u>	<u>Delivery Location</u>	<u>Delivery Loc Prop</u>	<u>Fuel Quantity</u>
1/2014	SW 4	MI 7	TR	110884	505003	103702	505108	243097	17,356
1/2014	SW 4	MI 7	TR	110884	505003	103702	521008	11616	153
1/2014	SW 4	MI 7	TR	110884	505003	103702	521116	42078	111
1/2014	SW 4	MI 7	TR	110884	505003	103702	521690	40892	7,933
1/2014	SW 4	MI 7	TR	110885	505003	103702	505038	153808	4,375
1/2014	SW 4	MI 7	TR	110885	505003	103702	505108	243097	8,112
1/2014	SW 4	MI 7	TR	110885	505003	103702	521008	11616	1,020
1/2014	SW 4	MI 7	TR	110885	505003	103702	521098	108641	320
1/2014	SW 4	MI 7	TR	110885	505003	103702	521116	42078	598
1/2014	SW 4	MI 7	TR	110885	505003	103702	521622	110850	737
1/2014	SW 4	MI 7	TR	110885	505003	103702	521636	22992	2,425
1/2014	SW 4	MI 7	TR	110885	505003	103702	521670	40468	85
1/2014	SW 4	MI 7	TR	110885	505003	103702	521690	40892	1,653
1/2014	SW 4	MI 7	TR	110885	505003	103702	523025	338685	1,007
1/2014	SW 4	MI 7	TR	110889	505003	103702	521118	11578	222
1/2014	SW 4	MI 7	TR	110889	505003	103702	521124	11562	1,081
1/2014	SW 4	MI 7	TR	110889	505003	103702	521142	40477	686
1/2014	SW 4	MI 7	TR	110889	505003	103702	521144	11580	1,824
1/2014	SW 4	MI 7	TR	110889	505003	103702	521146	11785	562
1/2014	SW 4	MI 7	TR	110889	505003	103702	521162	11748	141
1/2014	SW 4	MI 7	TR	110889	505003	103702	523052	467243	30
1/2014	SW 4	MI 7	TR	110949	505003	103702	505028	139366	2,821
1/2014	SW 4	MI 7	TR	110956	505003	103702	505108	243097	3,037
1/2014	SW 4	MI 7	TR	110956	505003	103702	521080	138675	3,715
1/2014	SW 4	MI 7	TR	110956	505003	103702	521098	108641	421
1/2014	SW 4	MI 7	TR	110956	505003	103702	521116	42078	2,563
1/2014	SW 4	MI 7	TR	110956	505003	103702	521622	110850	624
1/2014	SW 4	MI 7	TR	110956	505003	103702	521932	138744	846
1/2014	SW 4	MI 7	TR	110956	505003	103702	521985	278172	7,774
1/2014	SW 4	MI 7	TR	113056	505003	103702	505108	243097	7,430
1/2014	SW 4	MI 7	TR	113056	505003	103702	521116	42078	3,186
1/2014	SW 4	MI 7	TR	113056	505003	103702	523008	312117	4,935
1/2014	SW 4	MI 7	TR	113155	505003	103702	521116	42078	30

ANR Pipeline Company Transportation Services Fuel By Route Analysis

VASCR351

Reporting Year: *January - December 2014*
 Production Period: **01/2014**

<u>Production Period</u>	<u>Receipt Segment</u>	<u>Delivery Segment</u>	<u>Service Class</u>	<u>Svc Req Contract</u>	<u>Receipt Location</u>	<u>Receipt Loc Prop</u>	<u>Delivery Location</u>	<u>Delivery Loc Prop</u>	<u>Fuel Quantity</u>
1/2014	SW 4	MI 7	TR	113372	505003	103702	505108	243097	203
1/2014	SW 4	MI 7	TR	113372	505003	103702	505415	384818	1,611
1/2014	SW 4	MI 7	TR	113372	505003	103702	521074	40470	98
1/2014	SW 4	MI 7	TR	113372	505003	103702	521080	138675	1,799
1/2014	SW 4	MI 7	TR	113372	505003	103702	521116	42078	275
1/2014	SW 4	MI 7	TR	113372	505003	103702	521118	11578	160
1/2014	SW 4	MI 7	TR	113372	505003	103702	521636	22992	225
1/2014	SW 4	MI 7	TR	113372	505003	103702	521932	138744	514
1/2014	SW 4	MI 7	TR	113372	505003	103702	521985	278172	3,084
1/2014	SW 4	MI 7	TR	113682	505003	103702	523008	312117	340
1/2014	SW 4	MI 7	TR	115269	505003	103702	521080	138675	26,319
1/2014	SW 4	MI 7	TR	118145	505003	103702	505038	153808	170
1/2014	SW 4	MI 7	TR	118145	505003	103702	521622	110850	340
1/2014	SW 4	MI 7	TR	118145	505003	103702	521962	139401	16,323
1/2014	SW 4	MI 7	TR	120977	505003	103702	523008	312117	850
1/2014	SW 4	MI 7	TR	122011	505003	103702	505038	153808	711
1/2014	SW 4	MI 7	TR	122011	505003	103702	505108	243097	36,909
1/2014	SW 4	MI 7	TR	122011	505003	103702	521008	11616	12,950
1/2014	SW 4	MI 7	TR	122247	505003	103702	521102	11674	3,791
1/2014	SW 4	MI 7	TR	122247	505003	103702	521106	11747	3,791
1/2014	SW 4	MI 7	TR	122247	505003	103702	521110	11803	8,228
1/2014	SW 4	MI 7	TR	122262	505003	103702	505038	153808	3,564
1/2014	SW 4	MI 7	TR	122262	505003	103702	505108	243097	5,682
1/2014	SW 4	MI 7	TR	122262	505003	103702	521116	42078	5,097
1/2014	SW 4	MI 7	TR	122262	505003	103702	521636	22992	6,749
1/2014	SW 4	MI 7	TR	122271	505003	103702	505108	243097	22,523
1/2014	SW 4	MI 7	TR	122271	505003	103702	521690	40892	12,031
1/2014	SW 4	MI 7	TR	122271	505003	103702	523008	312117	11,921
1/2014	SW 4	MI 7	TR	122495	505003	103702	521098	108641	5,830
1/2014	SW 4	MI 7	TR	122694	505003	103702	521016	4196	10,781
1/2014	SW 4	MI 7	TR	122694	505003	103702	521690	40892	8,769
1/2014	SW 4	MI 7	TR	122694	505003	103702	521992	40419	1,530
1/2014	SW 4	MI 7	TR	123257	505003	103702	521636	22992	492

**ANR Pipeline Company
 Transportation Services
 Fuel By Route Analysis**
VASCR351

 Reporting Year: *January - December 2014*
 Production Period: **01/2014**

<u>Production Period</u>	<u>Receipt Segment</u>	<u>Delivery Segment</u>	<u>Service Class</u>	<u>Svc Req Contract</u>	<u>Receipt Location</u>	<u>Receipt Loc Prop</u>	<u>Delivery Location</u>	<u>Delivery Loc Prop</u>	<u>Fuel Quantity</u>
1/2014	SW 4	MI 7	TR	123319	505003	103702	521932	138744	93
1/2014	SW 4	MI 7	TR	123343	505003	103702	521948	4492	62
1/2014	SW 4	MI 7	TR	123433	505003	103702	521948	4492	28
1/2014	SW 4	MI 7	TR	123485	505003	103702	521948	4492	31
1/2014	SW 4	MI 7	TR	123492	505003	103702	521948	4492	31
1/2014	SW 4	MI 7	TR	123529	505003	103702	521932	138744	31
1/2014	SW 4	MI 7	TR	123552	505003	103702	521138	11680	68
1/2014	SW 4	MI 7	TR	123552	505003	103702	521932	138744	56
1/2014	SW 4	MI 7	TR	123713	505003	103702	521008	11616	1,550
1/2014	SW 4	MI 7	TR	123713	505003	103702	521074	40470	4,930
1/2014	SW 4	MI 7	TR	123713	505003	103702	521080	138675	1,020
1/2014	SW 4	MI 7	TR	123713	505003	103702	521098	108641	283
1/2014	SW 4	MI 7	TR	123713	505003	103702	521144	11580	6,822
1/2014	SW 4	MI 7	TR	123713	505003	103702	521678	140834	1,145
1/2014	SW 4	MI 7	TR	123713	505003	103702	521948	4492	5
1/2014	SW 4	MI 7	TR	123713	505003	103702	521962	139401	54
1/2014	SW 4	MI 7	TR	123768	505003	103702	505017	139249	917
1/2014	SW 4	MI 7	TR	123768	505003	103702	521080	138675	3,332
1/2014	SW 4	MI 7	TR	123768	505003	103702	521622	110850	71
1/2014	SW 4	MI 7	TR	123768	505003	103702	521678	140834	3,838
1/2014	SW 4	MI 7	TR	123802	505003	103702	521080	138675	4,135
1/2014	SW 4	MI 7	TR	123894	505003	103702	505108	243097	260
	Segment								
									411,512
1/2014	SW 4	MW 5	TR	111657	505003	103702	521656	284918	1,194
1/2014	SW 4	MW 5	TR	121091	505003	103702	521408	12999	47
1/2014	SW 4	MW 5	TR	121091	505003	103702	521600	40285	29
1/2014	SW 4	MW 5	TR	123262	505003	103702	521408	12999	124
1/2014	SW 4	MW 5	TR	123390	505003	103702	521600	40285	28
1/2014	SW 4	MW 5	TR	123390	505003	103702	521656	284918	246
1/2014	SW 4	MW 5	TR	123495	505003	103702	521600	40285	32
1/2014	SW 4	MW 5	TR	123495	505003	103702	521656	284918	330
1/2014	SW 4	MW 5	TS	109136	505003	103702	521596	5227	78
1/2014	SW 4	MW 5	TS	109141	505003	103702	521602	5658	24

ANR Pipeline Company Transportation Services Fuel By Route Analysis

VASCR351

Reporting Year: *January - December 2014*
 Production Period: **01/2014**

<u>Production Period</u>	<u>Receipt Segment</u>	<u>Delivery Segment</u>	<u>Service Class</u>	<u>Svc Req Contract</u>	<u>Receipt Location</u>	<u>Receipt Loc Prop</u>	<u>Delivery Location</u>	<u>Delivery Loc Prop</u>	<u>Fuel Quantity</u>
1/2014	SW 4	MW 5	TS	109144	505003	103702	521398	5588	62
1/2014	SW 4	MW 5	TS	109149	505003	103702	505015	139247	1,531
	Segment								
1/2014	SW 4	MW 6	TR	200	505003	103702	505013	139241	11,651
1/2014	SW 4	MW 6	TR	200	505003	103702	521434	4619	1,541
1/2014	SW 4	MW 6	TR	200	505003	103702	521470	4738	142
1/2014	SW 4	MW 6	TR	200	505003	103702	521482	4741	84
1/2014	SW 4	MW 6	TR	700	505003	103702	505014	139246	1,632
1/2014	SW 4	MW 6	TR	19750	505003	103702	521440	4616	2,660
1/2014	SW 4	MW 6	TR	108861	505003	103702	521498	4857	713
1/2014	SW 4	MW 6	TR	108986	505003	103702	505005	139233	2,094
1/2014	SW 4	MW 6	TR	108986	505003	103702	521658	3605	80
1/2014	SW 4	MW 6	TR	110109	505003	103702	521482	4741	2,538
1/2014	SW 4	MW 6	TR	110185	505003	103702	505013	139241	3,034
1/2014	SW 4	MW 6	TR	110185	505003	103702	521086	103709	87
1/2014	SW 4	MW 6	TR	110185	505003	103702	521470	4738	2,040
1/2014	SW 4	MW 6	TR	110185	505003	103702	521482	4741	961
1/2014	SW 4	MW 6	TR	110291	505003	103702	521438	4614	3,844
1/2014	SW 4	MW 6	TR	110889	505003	103702	521434	4619	245
1/2014	SW 4	MW 6	TR	110889	505003	103702	521470	4738	16
1/2014	SW 4	MW 6	TR	110889	505003	103702	521482	4741	29
1/2014	SW 4	MW 6	TR	110956	505003	103702	521400	13135	111
1/2014	SW 4	MW 6	TR	110956	505003	103702	521420	4602	452
1/2014	SW 4	MW 6	TR	110956	505003	103702	521432	4691	207
1/2014	SW 4	MW 6	TR	110956	505003	103702	521434	4619	62
1/2014	SW 4	MW 6	TR	110956	505003	103702	521470	4738	189
1/2014	SW 4	MW 6	TR	110956	505003	103702	521482	4741	465
1/2014	SW 4	MW 6	TR	110956	505003	103702	521506	3797	97
1/2014	SW 4	MW 6	TR	113155	505003	103702	521470	4738	1,939
1/2014	SW 4	MW 6	TR	114497	505003	103702	521086	103709	556
1/2014	SW 4	MW 6	TR	116236	505003	103702	521438	4614	4,336
1/2014	SW 4	MW 6	TR	118088	505003	103702	521420	4602	6
1/2014	SW 4	MW 6	TR	120554	505003	103702	521400	13135	124

ANR Pipeline Company Transportation Services Fuel By Route Analysis
--

VASCR351

 Reporting Year: *January - December 2014*
 Production Period: **01/2014**

<u>Production Period</u>	<u>Receipt Segment</u>	<u>Delivery Segment</u>	<u>Service Class</u>	<u>Svc Req Contract</u>	<u>Receipt Location</u>	<u>Receipt Loc Prop</u>	<u>Delivery Location</u>	<u>Delivery Loc Prop</u>	<u>Fuel Quantity</u>
1/2014	SW 4	MW 6	TR	120554	505003	103702	521420	4602	217
1/2014	SW 4	MW 6	TR	120554	505003	103702	521470	4738	372
1/2014	SW 4	MW 6	TR	121091	505003	103702	521400	13135	28
1/2014	SW 4	MW 6	TR	121212	505003	103702	521428	40193	1,580
1/2014	SW 4	MW 6	TR	122271	505003	103702	521434	4619	138
1/2014	SW 4	MW 6	TR	122580	505003	103702	521482	4741	2,549
1/2014	SW 4	MW 6	TR	122926	505003	103702	521420	4602	154
1/2014	SW 4	MW 6	TR	123390	505003	103702	521400	13135	302
1/2014	SW 4	MW 6	TR	123390	505003	103702	521420	4602	2,549
1/2014	SW 4	MW 6	TR	123390	505003	103702	521470	4738	268
1/2014	SW 4	MW 6	TR	123495	505003	103702	521400	13135	291
1/2014	SW 4	MW 6	TR	123495	505003	103702	521420	4602	1,874
1/2014	SW 4	MW 6	TR	123495	505003	103702	521434	4619	3,875
1/2014	SW 4	MW 6	TR	123495	505003	103702	521470	4738	316
1/2014	SW 4	MW 6	TR	123495	505003	103702	521482	4741	154
1/2014	SW 4	MW 6	TR	123768	505003	103702	521506	3797	31
1/2014	SW 4	MW 6	TR	123802	505003	103702	521400	13135	359
1/2014	SW 4	MW 6	TR	123802	505003	103702	521426	40183	31
1/2014	SW 4	MW 6	TR	123802	505003	103702	521434	4619	105
1/2014	SW 4	MW 6	TR	123802	505003	103702	521482	4741	1,663
1/2014	SW 4	MW 6	TR	123802	505003	103702	521608	171759	155
1/2014	SW 4	MW 6	TS	109137	505003	103702	521492	4604	434
1/2014	SW 4	MW 6	TS	109139	505003	103702	521424	13215	220
1/2014	SW 4	MW 6	TS	109142	505003	103702	521526	3969	210
1/2014	SW 4	MW 6	TS	109143	505003	103702	521430	40195	155
1/2014	SW 4	MW 6	TS	109146	505003	103702	521496	4689	151
1/2014	SW 4	MW 6	TS	109148	505003	103702	521566	12977	606
1/2014	SW 4	MW 6	TS	109150	505003	103702	505029	139367	1,611
1/2014	SW 4	MW 6	TS	109152	505003	103702	521524	3973	1,360
1/2014	SW 4	MW 6	TS	109153	505003	103702	521422	12976	306
1/2014	SW 4	MW 6	TS	109155	505003	103702	521498	4857	43
1/2014	SW 4	MW 6	TS	109161	505003	103702	521598	4564	61
1/2014	SW 4	MW 6	TS	109163	505003	103702	521502	4747	125

ANR Pipeline Company Transportation Services Fuel By Route Analysis

VASCR351

Reporting Year: *January - December 2014*
 Production Period: **01/2014**

<u>Production Period</u>	<u>Receipt Segment</u>	<u>Delivery Segment</u>	<u>Service Class</u>	<u>Svc Req Contract</u>	<u>Receipt Location</u>	<u>Receipt Loc Prop</u>	<u>Delivery Location</u>	<u>Delivery Loc Prop</u>	<u>Fuel Quantity</u>
1/2014	SW 4	MW 6	TS	109169	505003	103702	521418	12991	830
1/2014	SW 4	MW 6	TS	109170	505003	103702	521494	4605	611
1/2014	SW 4	MW 6	TS	109198	505003	103702	521426	40183	124
1/2014	SW 4	MW 6	TS	109199	505003	103702	521500	4693	197
1/2014	SW 4	MW 6	TS	110863	505003	103702	521608	171759	400
Segment									66,390
1/2014	SW 4	SW 1	TR	115602	505228	153722	523061	737783	1
1/2014	SW 4	SW 1	TR	117366	505003	103702	523060	736566	60
1/2014	SW 4	SW 1	TR	118265	505003	103702	522124	158286	547
1/2014	SW 4	SW 1	TR	120703	505003	103702	523076	1388911	16
Segment									624
1/2014	SW 4	SW 3	TR	102083	505003	103702	521070	221448	38
1/2014	SW 4	SW 3	TR	118088	505003	103702	522132	153896	7
1/2014	SW 4	SW 3	TR	121091	505003	103702	523067	951568	1,870
1/2014	SW 4	SW 3	TR	121091	505228	153722	523067	951568	303
Segment									2,218
1/2014	SW 4	SW 4	TR	115706	510034	187481	521642	237023	285
1/2014	SW 4	SW 4	TR	118088	505003	103702	521020	34887	90
1/2014	SW 4	SW 4	TR	119425	505003	103702	521664	174769	102
1/2014	SW 4	SW 4	TR	120977	505003	103702	521020	34887	1,023
1/2014	SW 4	SW 4	TR	121086	505003	103702	521020	34887	225
1/2014	SW 4	SW 4	TR	121091	505003	103702	521020	34887	1,282
1/2014	SW 4	SW 4	TR	121091	505003	103702	521040	234898	31
1/2014	SW 4	SW 4	TR	123804	505003	103702	521020	34887	1,248
1/2014	SW 4	SW 4	TR	123806	505003	103702	521020	34887	336
1/2014	SW 4	SW 4	TR	123810	505003	103702	521020	34887	113
1/2014	SW 4	SW 4	TR	123839	505003	103702	521020	34887	3,994
1/2014	SW 4	SW 4	TR	123862	505003	103702	521020	34887	1,105
1/2014	SW 4	SW 4	TR	123863	505003	103702	521020	34887	57
1/2014	SW 4	SW 4	TR	123866	505003	103702	521664	174769	33
1/2014	SW 4	SW 4	TR	123869	505003	103702	521020	34887	912

ANR Pipeline Company Transportation Services Fuel By Route Analysis

VASCR351

 Reporting Year: *January - December 2014*
 Production Period: **01/2014**

<u>Production Period</u>	<u>Receipt Segment</u>	<u>Delivery Segment</u>	<u>Service Class</u>	<u>Svc Req Contract</u>	<u>Receipt Location</u>	<u>Receipt Loc Prop</u>	<u>Delivery Location</u>	<u>Delivery Loc Prop</u>	<u>Fuel Quantity</u>
	Segment								10,836
1/2014	SW 4	SW 5	TR	120629	510034	187481	522116	278352	186
	Segment								186
1/2014	SW 4	WI 7	TR	800	505003	103702	505025	139257	12,865
1/2014	SW 4	WI 7	TR	5450	505003	103702	505026	139258	71,207
1/2014	SW 4	WI 7	TR	104845	505003	103702	505025	139257	7,533
1/2014	SW 4	WI 7	TR	107873	505003	103702	505023	139255	2,495
1/2014	SW 4	WI 7	TR	107873	505003	103702	521172	28846	12,974
1/2014	SW 4	WI 7	TR	107893	505003	103702	505024	139256	8,308
1/2014	SW 4	WI 7	TR	108181	505003	103702	523032	384134	2,718
1/2014	SW 4	WI 7	TR	108268	505003	103702	505016	139248	10,540
1/2014	SW 4	WI 7	TR	108863	505003	103702	521392	28730	434
1/2014	SW 4	WI 7	TR	109511	505003	103702	521248	28811	7,103
1/2014	SW 4	WI 7	TR	109665	505003	103702	521370	28788	186
1/2014	SW 4	WI 7	TR	109975	505003	103702	523034	384136	9,712
1/2014	SW 4	WI 7	TR	110885	505003	103702	521172	28846	12,751
1/2014	SW 4	WI 7	TR	110885	505003	103702	521250	28841	11,908
1/2014	SW 4	WI 7	TR	110885	505003	103702	521266	28702	510
1/2014	SW 4	WI 7	TR	110885	505003	103702	523034	384136	6,460
1/2014	SW 4	WI 7	TR	110889	505003	103702	521200	28679	24
1/2014	SW 4	WI 7	TR	110889	505003	103702	521248	28811	317
1/2014	SW 4	WI 7	TR	110889	505003	103702	521252	28779	88
1/2014	SW 4	WI 7	TR	110956	505003	103702	521172	28846	291
1/2014	SW 4	WI 7	TR	112883	505003	103702	505024	139256	5,890
1/2014	SW 4	WI 7	TR	112891	505003	103702	505023	139255	2,478
1/2014	SW 4	WI 7	TR	112891	505003	103702	521172	28846	8,496
1/2014	SW 4	WI 7	TR	112923	505003	103702	505023	139255	2,585
1/2014	SW 4	WI 7	TR	112923	505003	103702	521172	28846	13,442
1/2014	SW 4	WI 7	TR	112924	505003	103702	505024	139256	8,680
1/2014	SW 4	WI 7	TR	113056	505003	103702	523035	387791	905
1/2014	SW 4	WI 7	TR	113238	505003	103702	521814	36934	1,023
1/2014	SW 4	WI 7	TR	114497	505003	103702	521176	28859	4,349

**ANR Pipeline Company
 Transportation Services
 Fuel By Route Analysis**

VASCR351

Reporting Year: *January - December 2014*
 Production Period: **01/2014**

<u>Production Period</u>	<u>Receipt Segment</u>	<u>Delivery Segment</u>	<u>Service Class</u>	<u>Svc Req Contract</u>	<u>Receipt Location</u>	<u>Receipt Loc Prop</u>	<u>Delivery Location</u>	<u>Delivery Loc Prop</u>	<u>Fuel Quantity</u>
1/2014	SW 4	WI 7	TR	114497	505003	103702	521246	28844	2,448
1/2014	SW 4	WI 7	TR	114497	505003	103702	521266	28702	5,100
1/2014	SW 4	WI 7	TR	114497	505003	103702	521314	28661	3,254
1/2014	SW 4	WI 7	TR	117331	505003	103702	505021	139253	11,368
1/2014	SW 4	WI 7	TR	122067	505003	103702	521108	11702	14,756
1/2014	SW 4	WI 7	TR	123152	505003	103702	521012	40226	1,962
1/2014	SW 4	WI 7	TR	123152	505003	103702	521164	28842	103
1/2014	SW 4	WI 7	TR	123152	505003	103702	521178	28883	319
1/2014	SW 4	WI 7	TR	123152	505003	103702	521246	28844	1,454
1/2014	SW 4	WI 7	TR	123152	505003	103702	521250	28841	3,377
1/2014	SW 4	WI 7	TR	123152	505003	103702	521314	28661	404
1/2014	SW 4	WI 7	TR	123152	505003	103702	521786	28798	285
1/2014	SW 4	WI 7	TR	123495	505003	103702	521168	28834	43
1/2014	SW 4	WI 7	TR	123495	505003	103702	521172	28846	39
1/2014	SW 4	WI 7	TR	123495	505003	103702	521180	28875	53
1/2014	SW 4	WI 7	TR	123495	505003	103702	521188	28862	227
1/2014	SW 4	WI 7	TR	123495	505003	103702	521198	28782	24
1/2014	SW 4	WI 7	TR	123495	505003	103702	521210	28828	96
1/2014	SW 4	WI 7	TR	123495	505003	103702	521218	28865	14
1/2014	SW 4	WI 7	TR	123495	505003	103702	521240	28759	39
1/2014	SW 4	WI 7	TR	123495	505003	103702	521314	28661	1,688
1/2014	SW 4	WI 7	TR	123495	505003	103702	521676	100052	494
1/2014	SW 4	WI 7	TR	123495	505003	103702	521810	36869	44
1/2014	SW 4	WI 7	TR	123649	505003	103702	521316	28831	744
1/2014	SW 4	WI 7	TR	123768	505003	103702	510033	28873	340
1/2014	SW 4	WI 7	TR	123768	505003	103702	521172	28846	3,565
1/2014	SW 4	WI 7	TR	123768	505003	103702	521174	28778	558
1/2014	SW 4	WI 7	TR	123768	505003	103702	521182	28854	1
1/2014	SW 4	WI 7	TR	123768	505003	103702	521188	28862	32
1/2014	SW 4	WI 7	TR	123768	505003	103702	521198	28782	60
1/2014	SW 4	WI 7	TR	123768	505003	103702	521200	28679	334
1/2014	SW 4	WI 7	TR	123768	505003	103702	521218	28865	152
1/2014	SW 4	WI 7	TR	123768	505003	103702	521230	28819	63

**ANR Pipeline Company
Transportation Services
Fuel By Route Analysis**

VASCR351

Reporting Year: *January - December 2014*
Production Period: **01/2014**

<u>Production Period</u>	<u>Receipt Segment</u>	<u>Delivery Segment</u>	<u>Service Class</u>	<u>Svc Req Contract</u>	<u>Receipt Location</u>	<u>Receipt Loc Prop</u>	<u>Delivery Location</u>	<u>Delivery Loc Prop</u>	<u>Fuel Quantity</u>
1/2014	SW 4	WI 7	TR	123768	505003	103702	521240	28759	90
1/2014	SW 4	WI 7	TR	123768	505003	103702	521246	28844	524
1/2014	SW 4	WI 7	TR	123768	505003	103702	521248	28811	39
1/2014	SW 4	WI 7	TR	123768	505003	103702	521252	28779	3,305
1/2014	SW 4	WI 7	TR	123768	505003	103702	521260	36867	736
1/2014	SW 4	WI 7	TR	123768	505003	103702	521266	28702	255
1/2014	SW 4	WI 7	TR	123768	505003	103702	521288	28670	71
1/2014	SW 4	WI 7	TR	123768	505003	103702	521298	28736	245
1/2014	SW 4	WI 7	TR	123768	505003	103702	521314	28661	10
1/2014	SW 4	WI 7	TR	123768	505003	103702	521336	28738	1,277
1/2014	SW 4	WI 7	TR	123768	505003	103702	521356	28774	44
1/2014	SW 4	WI 7	TR	123768	505003	103702	521784	28720	3,198
1/2014	SW 4	WI 7	TR	123768	505003	103702	521812	40304	1,659
1/2014	SW 4	WI 7	TR	123768	505003	103702	521814	36934	1,093
1/2014	SW 4	WI 7	TR	123815	505003	103702	521012	40226	272
1/2014	SW 4	WI 7	TR	123815	505003	103702	521172	28846	1,915
1/2014	SW 4	WI 7	TR	123815	505003	103702	521174	28778	42
1/2014	SW 4	WI 7	TR	123815	505003	103702	521180	28875	17
1/2014	SW 4	WI 7	TR	123815	505003	103702	521188	28862	185
1/2014	SW 4	WI 7	TR	123815	505003	103702	521242	139405	47
1/2014	SW 4	WI 7	TR	123815	505003	103702	521246	28844	154
1/2014	SW 4	WI 7	TR	123815	505003	103702	521250	28841	124
1/2014	SW 4	WI 7	TR	123815	505003	103702	521266	28702	160
1/2014	SW 4	WI 7	TR	123815	505003	103702	521314	28661	1,467
1/2014	SW 4	WI 7	TR	123815	505003	103702	521316	28831	170
1/2014	SW 4	WI 7	TR	123815	505003	103702	521394	36936	126
1/2014	SW 4	WI 7	TR	123815	505003	103702	521810	36869	84
1/2014	SW 4	WI 7	TR	123894	505003	103702	523035	387791	520
1/2014	SW 4	WI 7	TS	108864	505003	103702	521392	28730	2,719
1/2014	SW 4	WI 7	TS	108872	505003	103702	521396	150407	589
	Segment								300,849
1/2014	WI 7	MI 7	TR	109974	523034	384136	505038	153808	104
1/2014	WI 7	MI 7	TR	111481	510041	11661	521080	138675	54

**ANR Pipeline Company
 Transportation Services
 Fuel By Route Analysis**
VASCR351

 Reporting Year: *January - December 2014*
 Production Period: **01/2014**

<u>Production Period</u>	<u>Receipt Segment</u>	<u>Delivery Segment</u>	<u>Service Class</u>	<u>Svc Req Contract</u>	<u>Receipt Location</u>	<u>Receipt Loc Prop</u>	<u>Delivery Location</u>	<u>Delivery Loc Prop</u>	<u>Fuel Quantity</u>
1/2014	WI 7	MI 7	TR	111481	510041	11661	521985	278172	54
1/2014	WI 7	MI 7	TR	113120	510041	11661	521080	138675	4
1/2014	WI 7	MI 7	TR	122837	510033	28873	521030	282436	80
1/2014	WI 7	MI 7	TR	123731	510041	11661	521080	138675	90
1/2014	WI 7	MI 7	TR	123762	510041	11661	505017	139249	34
1/2014	WI 7	MI 7	TR	123762	510041	11661	521080	138675	45
1/2014	WI 7	MI 7	TR	123762	510041	11661	521118	11578	10
1/2014	WI 7	MI 7	TR	123762	510041	11661	521120	11795	4
1/2014	WI 7	MI 7	TR	123762	510041	11661	521122	11751	7
1/2014	WI 7	MI 7	TR	123762	510041	11661	521124	11562	5
1/2014	WI 7	MI 7	TR	123762	510041	11661	521140	11749	11
1/2014	WI 7	MI 7	TR	123762	510041	11661	521142	40477	10
1/2014	WI 7	MI 7	TR	123765	510041	11661	521080	138675	57
1/2014	WI 7	MI 7	TR	123769	510041	11661	521080	138675	33
1/2014	WI 7	MI 7	TR	123778	510041	11661	521080	138675	52
1/2014	WI 7	MI 7	TR	123793	510041	11661	505108	243097	122
1/2014	WI 7	MI 7	TR	123801	510006	28808	510005	246067	43
1/2014	WI 7	MI 7	TR	123801	510006	28808	521080	138675	215
1/2014	WI 7	MI 7	TR	123801	510006	28808	521636	22992	90
1/2014	WI 7	MI 7	TR	123801	510006	28808	521932	138744	216
1/2014	WI 7	MI 7	TR	123811	510033	28873	505038	153808	16
1/2014	WI 7	MI 7	TS	121185	521172	28846	505038	153808	20
1/2014	WI 7	MI 7	TS	121185	521250	28841	505038	153808	42
1/2014	WI 7	MI 7	TS	121185	521784	28720	505038	153808	42
1/2014	WI 7	MI 7	TS	121185	523034	384136	505038	153808	4
	Segment								1,464
1/2014	WI 7	WI 7	TR	107873	510033	28873	505023	139255	713
1/2014	WI 7	WI 7	TR	107893	510033	28873	521676	100052	130
1/2014	WI 7	WI 7	TR	107897	510033	28873	521676	100052	5
1/2014	WI 7	WI 7	TR	108179	510041	11661	521266	28702	24
1/2014	WI 7	WI 7	TR	108179	510041	11661	521650	269472	84
1/2014	WI 7	WI 7	TR	109974	523034	384136	521172	28846	7
1/2014	WI 7	WI 7	TR	109974	523034	384136	521250	28841	11

**ANR Pipeline Company
 Transportation Services
 Fuel By Route Analysis**

VASCR351

Reporting Year: *January - December 2014*
 Production Period: **01/2014**

<u>Production Period</u>	<u>Receipt Segment</u>	<u>Delivery Segment</u>	<u>Service Class</u>	<u>Svc Req Contract</u>	<u>Receipt Location</u>	<u>Receipt Loc Prop</u>	<u>Delivery Location</u>	<u>Delivery Loc Prop</u>	<u>Fuel Quantity</u>
1/2014	WI 7	WI 7	TR	109974	523034	384136	521784	28720	8
1/2014	WI 7	WI 7	TR	110885	510041	11661	521172	28846	72
1/2014	WI 7	WI 7	TR	110885	510041	11661	521250	28841	172
1/2014	WI 7	WI 7	TR	111481	510041	11661	521012	40226	6
1/2014	WI 7	WI 7	TR	111481	510041	11661	521168	28834	5
1/2014	WI 7	WI 7	TR	111481	510041	11661	521172	28846	18
1/2014	WI 7	WI 7	TR	111481	510041	11661	521174	28778	7
1/2014	WI 7	WI 7	TR	111481	510041	11661	521196	28771	6
1/2014	WI 7	WI 7	TR	111481	510041	11661	521210	28828	5
1/2014	WI 7	WI 7	TR	111481	510041	11661	521226	28881	1
1/2014	WI 7	WI 7	TR	111481	510041	11661	521238	28836	1
1/2014	WI 7	WI 7	TR	111481	510041	11661	521246	28844	6
1/2014	WI 7	WI 7	TR	111481	510041	11661	521266	28702	44
1/2014	WI 7	WI 7	TR	111481	510041	11661	521298	28736	11
1/2014	WI 7	WI 7	TR	111481	510041	11661	521314	28661	7
1/2014	WI 7	WI 7	TR	111481	510041	11661	521350	28660	6
1/2014	WI 7	WI 7	TR	111481	510041	11661	521376	139403	1
1/2014	WI 7	WI 7	TR	111481	510041	11661	521382	174790	1
1/2014	WI 7	WI 7	TR	111481	510041	11661	521758	28855	1
1/2014	WI 7	WI 7	TR	111481	510041	11661	521784	28720	15
1/2014	WI 7	WI 7	TR	111481	510041	11661	523034	384136	79
1/2014	WI 7	WI 7	TR	111730	510041	11661	523034	384136	36
1/2014	WI 7	WI 7	TR	111972	510041	11661	521012	40226	93
1/2014	WI 7	WI 7	TR	112565	521650	269472	521296	139402	58
1/2014	WI 7	WI 7	TR	112565	521650	269472	523042	439345	12
1/2014	WI 7	WI 7	TR	112883	510033	28873	521676	100052	90
1/2014	WI 7	WI 7	TR	112891	510033	28873	505023	139255	498
1/2014	WI 7	WI 7	TR	112923	510033	28873	505023	139255	832
1/2014	WI 7	WI 7	TR	112924	510033	28873	521676	100052	72
1/2014	WI 7	WI 7	TR	113120	510041	11661	521168	28834	1
1/2014	WI 7	WI 7	TR	113120	510041	11661	521172	28846	117
1/2014	WI 7	WI 7	TR	113120	510041	11661	521178	28883	7
1/2014	WI 7	WI 7	TR	113120	510041	11661	521226	28881	1

ANR Pipeline Company Transportation Services Fuel By Route Analysis

VASCR351

Reporting Year: *January - December 2014*
 Production Period: **01/2014**

<u>Production Period</u>	<u>Receipt Segment</u>	<u>Delivery Segment</u>	<u>Service Class</u>	<u>Svc Req Contract</u>	<u>Receipt Location</u>	<u>Receipt Loc Prop</u>	<u>Delivery Location</u>	<u>Delivery Loc Prop</u>	<u>Fuel Quantity</u>
1/2014	WI 7	WI 7	TR	113120	510041	11661	521246	28844	8
1/2014	WI 7	WI 7	TR	113120	510041	11661	521250	28841	12
1/2014	WI 7	WI 7	TR	113120	510041	11661	521266	28702	6
1/2014	WI 7	WI 7	TR	113120	510041	11661	521298	28736	2
1/2014	WI 7	WI 7	TR	113120	510041	11661	521350	28660	4
1/2014	WI 7	WI 7	TR	113181	510041	11661	521172	28846	1
1/2014	WI 7	WI 7	TR	113181	510041	11661	521266	28702	35
1/2014	WI 7	WI 7	TR	113181	510041	11661	521650	269472	18
1/2014	WI 7	WI 7	TR	113181	510041	11661	521654	284917	18
1/2014	WI 7	WI 7	TR	113181	510041	11661	523034	384136	37
1/2014	WI 7	WI 7	TR	113536	510041	11661	521250	28841	64
1/2014	WI 7	WI 7	TR	114466	510033	28873	521314	28661	14
1/2014	WI 7	WI 7	TR	114490	510033	28873	521314	28661	17
1/2014	WI 7	WI 7	TR	114490	510041	11661	521164	28842	13
1/2014	WI 7	WI 7	TR	114497	510033	28873	521314	28661	3
1/2014	WI 7	WI 7	TR	114668	523034	384136	521256	174788	13
1/2014	WI 7	WI 7	TR	114668	523034	384136	521786	28798	17
1/2014	WI 7	WI 7	TR	115275	510033	28873	521250	28841	36
1/2014	WI 7	WI 7	TR	115275	510033	28873	523032	384134	18
1/2014	WI 7	WI 7	TR	117336	510041	11661	521262	36868	486
1/2014	WI 7	WI 7	TR	117358	510033	28873	505021	139253	18
1/2014	WI 7	WI 7	TR	117358	510041	11661	505021	139253	54
1/2014	WI 7	WI 7	TR	120953	510041	11661	521172	28846	71
1/2014	WI 7	WI 7	TR	121987	510041	11661	521314	28661	25
1/2014	WI 7	WI 7	TR	121992	510033	28873	521324	28794	4
1/2014	WI 7	WI 7	TR	122002	510033	28873	521178	28883	130
1/2014	WI 7	WI 7	TR	122002	510033	28873	521324	28794	22
1/2014	WI 7	WI 7	TR	122002	510041	11661	521314	28661	263
1/2014	WI 7	WI 7	TR	122011	510041	11661	521172	28846	9
1/2014	WI 7	WI 7	TR	122011	510041	11661	521314	28661	19
1/2014	WI 7	WI 7	TR	122011	510041	11661	521676	100052	9
1/2014	WI 7	WI 7	TR	122011	510041	11661	521810	36869	9
1/2014	WI 7	WI 7	TR	122086	510006	28808	521012	40226	2

**ANR Pipeline Company
 Transportation Services
 Fuel By Route Analysis**
VASCR351

 Reporting Year: *January - December 2014*
 Production Period: **01/2014**

<u>Production Period</u>	<u>Receipt Segment</u>	<u>Delivery Segment</u>	<u>Service Class</u>	<u>Svc Req Contract</u>	<u>Receipt Location</u>	<u>Receipt Loc Prop</u>	<u>Delivery Location</u>	<u>Delivery Loc Prop</u>	<u>Fuel Quantity</u>
1/2014	WI 7	WI 7	TR	122086	510006	28808	521172	28846	20
1/2014	WI 7	WI 7	TR	122086	510006	28808	521250	28841	5
1/2014	WI 7	WI 7	TR	122086	510006	28808	521314	28661	114
1/2014	WI 7	WI 7	TR	122086	510006	28808	521316	28831	16
1/2014	WI 7	WI 7	TR	122086	510006	28808	521394	36936	4
1/2014	WI 7	WI 7	TR	122086	510006	28808	521676	100052	3
1/2014	WI 7	WI 7	TR	122086	510041	11661	521012	40226	3
1/2014	WI 7	WI 7	TR	122086	510041	11661	521172	28846	14
1/2014	WI 7	WI 7	TR	122086	510041	11661	521180	28875	1
1/2014	WI 7	WI 7	TR	122086	510041	11661	521210	28828	1
1/2014	WI 7	WI 7	TR	122086	510041	11661	521250	28841	10
1/2014	WI 7	WI 7	TR	122086	510041	11661	521314	28661	37
1/2014	WI 7	WI 7	TR	122086	510041	11661	521316	28831	9
1/2014	WI 7	WI 7	TR	122086	510041	11661	521394	36936	7
1/2014	WI 7	WI 7	TR	122086	510041	11661	521676	100052	24
1/2014	WI 7	WI 7	TR	122086	510041	11661	521810	36869	7
1/2014	WI 7	WI 7	TR	122248	510033	28873	521108	11702	2,214
1/2014	WI 7	WI 7	TR	122265	510033	28873	521178	28883	115
1/2014	WI 7	WI 7	TR	122265	510033	28873	521324	28794	26
1/2014	WI 7	WI 7	TR	123152	510033	28873	521314	28661	15
1/2014	WI 7	WI 7	TR	123152	510033	28873	521324	28794	6
1/2014	WI 7	WI 7	TR	123152	510033	28873	521372	11703	3
1/2014	WI 7	WI 7	TR	123223	510006	28808	505026	139258	208
1/2014	WI 7	WI 7	TR	123223	510033	28873	505026	139258	1,165
1/2014	WI 7	WI 7	TR	123223	510033	28873	521314	28661	40
1/2014	WI 7	WI 7	TR	123223	510033	28873	523032	384134	3
1/2014	WI 7	WI 7	TR	123223	510041	11661	505026	139258	10
1/2014	WI 7	WI 7	TR	123495	510006	28808	521168	28834	1
1/2014	WI 7	WI 7	TR	123495	510006	28808	521188	28862	12
1/2014	WI 7	WI 7	TR	123495	510006	28808	521198	28782	1
1/2014	WI 7	WI 7	TR	123495	510006	28808	521240	28759	3
1/2014	WI 7	WI 7	TR	123495	510006	28808	521676	100052	15
1/2014	WI 7	WI 7	TR	123739	510033	28873	521172	28846	31

ANR Pipeline Company Transportation Services Fuel By Route Analysis

VASCR351

Reporting Year: *January - December 2014*
 Production Period: 01/2014

<u>Production Period</u>	<u>Receipt Segment</u>	<u>Delivery Segment</u>	<u>Service Class</u>	<u>Svc Req Contract</u>	<u>Receipt Location</u>	<u>Receipt Loc Prop</u>	<u>Delivery Location</u>	<u>Delivery Loc Prop</u>	<u>Fuel Quantity</u>
1/2014	WI 7	WI 7	TR	123739	510033	28873	521174	28778	6
1/2014	WI 7	WI 7	TR	123739	510033	28873	521176	28859	10
1/2014	WI 7	WI 7	TR	123739	510033	28873	521186	42139	19
1/2014	WI 7	WI 7	TR	123739	510033	28873	521196	28771	25
1/2014	WI 7	WI 7	TR	123739	510033	28873	521202	28682	3
1/2014	WI 7	WI 7	TR	123739	510033	28873	521218	28865	6
1/2014	WI 7	WI 7	TR	123739	510033	28873	521240	28759	35
1/2014	WI 7	WI 7	TR	123739	510033	28873	521246	28844	18
1/2014	WI 7	WI 7	TR	123739	510033	28873	521266	28702	6
1/2014	WI 7	WI 7	TR	123739	510033	28873	521268	40497	6
1/2014	WI 7	WI 7	TR	123739	510033	28873	521288	28670	6
1/2014	WI 7	WI 7	TR	123739	510033	28873	521310	28743	12
1/2014	WI 7	WI 7	TR	123739	510033	28873	521314	28661	78
1/2014	WI 7	WI 7	TR	123739	510033	28873	521322	28868	21
1/2014	WI 7	WI 7	TR	123739	510033	28873	521336	28738	3
1/2014	WI 7	WI 7	TR	123739	510033	28873	521676	100052	18
1/2014	WI 7	WI 7	TR	123739	510033	28873	521784	28720	18
1/2014	WI 7	WI 7	TR	123739	510033	28873	521814	36934	28
1/2014	WI 7	WI 7	TR	123755	510041	11661	523032	384134	36
1/2014	WI 7	WI 7	TR	123755	510041	11661	523034	384136	72
1/2014	WI 7	WI 7	TR	123755	510041	11661	523042	439345	36
1/2014	WI 7	WI 7	TR	123762	510006	28808	521172	28846	46
1/2014	WI 7	WI 7	TR	123762	510006	28808	521250	28841	4
1/2014	WI 7	WI 7	TR	123762	510006	28808	521314	28661	1
1/2014	WI 7	WI 7	TR	123762	510006	28808	521316	28831	1
1/2014	WI 7	WI 7	TR	123762	510006	28808	521324	28794	1
1/2014	WI 7	WI 7	TR	123762	510006	28808	521374	28662	1
1/2014	WI 7	WI 7	TR	123762	510006	28808	523041	395460	11
1/2014	WI 7	WI 7	TR	123762	510041	11661	521172	28846	77
1/2014	WI 7	WI 7	TR	123762	510041	11661	521180	28875	2
1/2014	WI 7	WI 7	TR	123762	510041	11661	521182	28854	4
1/2014	WI 7	WI 7	TR	123762	510041	11661	521190	28825	2
1/2014	WI 7	WI 7	TR	123762	510041	11661	521246	28844	4

ANR Pipeline Company Transportation Services Fuel By Route Analysis
--

VASCR351

 Reporting Year: *January - December 2014*
 Production Period: **01/2014**

<u>Production Period</u>	<u>Receipt Segment</u>	<u>Delivery Segment</u>	<u>Service Class</u>	<u>Svc Req Contract</u>	<u>Receipt Location</u>	<u>Receipt Loc Prop</u>	<u>Delivery Location</u>	<u>Delivery Loc Prop</u>	<u>Fuel Quantity</u>
1/2014	WI 7	WI 7	TR	123762	510041	11661	521250	28841	11
1/2014	WI 7	WI 7	TR	123762	510041	11661	521298	28736	10
1/2014	WI 7	WI 7	TR	123762	510041	11661	521314	28661	17
1/2014	WI 7	WI 7	TR	123762	510041	11661	521316	28831	4
1/2014	WI 7	WI 7	TR	123762	510041	11661	521322	28868	4
1/2014	WI 7	WI 7	TR	123762	510041	11661	521324	28794	4
1/2014	WI 7	WI 7	TR	123762	510041	11661	521330	28761	2
1/2014	WI 7	WI 7	TR	123762	510041	11661	521336	28738	24
1/2014	WI 7	WI 7	TR	123762	510041	11661	521374	28662	8
1/2014	WI 7	WI 7	TR	123762	510041	11661	521784	28720	2
1/2014	WI 7	WI 7	TR	123762	510041	11661	521814	36934	1
1/2014	WI 7	WI 7	TR	123762	510041	11661	523041	395460	18
1/2014	WI 7	WI 7	TR	123768	510006	28808	521172	28846	15
1/2014	WI 7	WI 7	TR	123768	510006	28808	521174	28778	4
1/2014	WI 7	WI 7	TR	123768	510006	28808	521200	28679	2
1/2014	WI 7	WI 7	TR	123768	510006	28808	521218	28865	2
1/2014	WI 7	WI 7	TR	123768	510006	28808	521230	28819	1
1/2014	WI 7	WI 7	TR	123768	510006	28808	521240	28759	2
1/2014	WI 7	WI 7	TR	123768	510006	28808	521246	28844	5
1/2014	WI 7	WI 7	TR	123768	510006	28808	521252	28779	31
1/2014	WI 7	WI 7	TR	123768	510006	28808	521260	36867	6
1/2014	WI 7	WI 7	TR	123768	510006	28808	521266	28702	2
1/2014	WI 7	WI 7	TR	123768	510006	28808	521298	28736	3
1/2014	WI 7	WI 7	TR	123768	510006	28808	521336	28738	17
1/2014	WI 7	WI 7	TR	123768	510006	28808	521784	28720	70
1/2014	WI 7	WI 7	TR	123768	510006	28808	521812	40304	13
1/2014	WI 7	WI 7	TR	123768	510006	28808	521814	36934	11
1/2014	WI 7	WI 7	TR	123768	510041	11661	521172	28846	68
1/2014	WI 7	WI 7	TR	123768	510041	11661	521174	28778	12
1/2014	WI 7	WI 7	TR	123768	510041	11661	521200	28679	7
1/2014	WI 7	WI 7	TR	123768	510041	11661	521218	28865	3
1/2014	WI 7	WI 7	TR	123768	510041	11661	521246	28844	11
1/2014	WI 7	WI 7	TR	123768	510041	11661	521252	28779	78

ANR Pipeline Company Transportation Services Fuel By Route Analysis

VASCR351

Reporting Year: *January - December 2014*
 Production Period: **01/2014**

<u>Production Period</u>	<u>Receipt Segment</u>	<u>Delivery Segment</u>	<u>Service Class</u>	<u>Svc Req Contract</u>	<u>Receipt Location</u>	<u>Receipt Loc Prop</u>	<u>Delivery Location</u>	<u>Delivery Loc Prop</u>	<u>Fuel Quantity</u>
1/2014	WI 7	WI 7	TR	123768	510041	11661	521260	36867	20
1/2014	WI 7	WI 7	TR	123768	510041	11661	521266	28702	7
1/2014	WI 7	WI 7	TR	123768	510041	11661	521288	28670	3
1/2014	WI 7	WI 7	TR	123768	510041	11661	521298	28736	6
1/2014	WI 7	WI 7	TR	123768	510041	11661	521336	28738	29
1/2014	WI 7	WI 7	TR	123768	510041	11661	521784	28720	47
1/2014	WI 7	WI 7	TR	123768	510041	11661	521812	40304	56
1/2014	WI 7	WI 7	TR	123768	510041	11661	521814	36934	37
1/2014	WI 7	WI 7	TR	123769	510041	11661	510033	28873	8
1/2014	WI 7	WI 7	TR	123778	510006	28808	521168	28834	1
1/2014	WI 7	WI 7	TR	123778	510006	28808	521172	28846	1
1/2014	WI 7	WI 7	TR	123778	510006	28808	521176	28859	5
1/2014	WI 7	WI 7	TR	123778	510006	28808	521188	28862	12
1/2014	WI 7	WI 7	TR	123778	510006	28808	521198	28782	1
1/2014	WI 7	WI 7	TR	123778	510006	28808	521210	28828	3
1/2014	WI 7	WI 7	TR	123778	510006	28808	521314	28661	18
1/2014	WI 7	WI 7	TR	123778	510041	11661	521012	40226	2
1/2014	WI 7	WI 7	TR	123778	510041	11661	521172	28846	16
1/2014	WI 7	WI 7	TR	123778	510041	11661	521250	28841	14
1/2014	WI 7	WI 7	TR	123778	510041	11661	521314	28661	201
1/2014	WI 7	WI 7	TR	123778	510041	11661	521316	28831	15
1/2014	WI 7	WI 7	TR	123778	510041	11661	521394	36936	7
1/2014	WI 7	WI 7	TR	123778	510041	11661	521676	100052	98
1/2014	WI 7	WI 7	TR	123778	510041	11661	521810	36869	37
1/2014	WI 7	WI 7	TR	123780	510041	11661	523032	384134	16
1/2014	WI 7	WI 7	TR	123780	510041	11661	523034	384136	16
1/2014	WI 7	WI 7	TR	123791	510006	28808	505026	139258	8
1/2014	WI 7	WI 7	TR	123791	510033	28873	505026	139258	98
1/2014	WI 7	WI 7	TR	123792	510033	28873	505026	139258	3
1/2014	WI 7	WI 7	TR	123792	510033	28873	521314	28661	2
1/2014	WI 7	WI 7	TR	123793	510041	11661	521012	40226	13
1/2014	WI 7	WI 7	TR	123793	510041	11661	521172	28846	31
1/2014	WI 7	WI 7	TR	123793	510041	11661	521176	28859	3

VASCR351

**ANR Pipeline Company
Transportation Services
Fuel By Route Analysis**

Reporting Year: *January - December 2014*
Production Period: 01/2014

<u>Production Period</u>	<u>Receipt Segment</u>	<u>Delivery Segment</u>	<u>Service Class</u>	<u>Svc Req Contract</u>	<u>Receipt Location</u>	<u>Receipt Loc Prop</u>	<u>Delivery Location</u>	<u>Delivery Loc Prop</u>	<u>Fuel Quantity</u>
1/2014	W1 7	W1 7	TR	123793	510041	11661	521180	28875	7
1/2014	W1 7	W1 7	TR	123793	510041	11661	521188	28862	21
1/2014	W1 7	W1 7	TR	123793	510041	11661	521198	28782	2
1/2014	W1 7	W1 7	TR	123793	510041	11661	521250	28841	17
1/2014	W1 7	W1 7	TR	123793	510041	11661	521314	28661	125
1/2014	W1 7	W1 7	TR	123793	510041	11661	521316	28831	9
1/2014	W1 7	W1 7	TR	123793	510041	11661	521394	36936	30
1/2014	W1 7	W1 7	TR	123793	510041	11661	523034	384136	36
1/2014	W1 7	W1 7	TR	123801	510006	28808	521172	28846	180
1/2014	W1 7	W1 7	TR	123801	510006	28808	521250	28841	479
1/2014	W1 7	W1 7	TR	123801	510006	28808	523034	384136	72
1/2014	W1 7	W1 7	TR	123807	510033	28873	521250	28841	9
1/2014	W1 7	W1 7	TR	123807	510033	28873	521260	36867	3
1/2014	W1 7	W1 7	TR	123807	510033	28873	521314	28661	29
1/2014	W1 7	W1 7	TR	123807	510033	28873	521676	100052	12
1/2014	W1 7	W1 7	TR	123811	510033	28873	521172	28846	18
1/2014	W1 7	W1 7	TR	123811	510033	28873	521178	28883	54
1/2014	W1 7	W1 7	TR	123811	510033	28873	521322	28868	13
1/2014	W1 7	W1 7	TR	123811	510033	28873	521676	100052	7
Segment									11,904
Total for 01/2014									1,914,758

**ANR Pipeline Company
 Transportation Services
 Fuel By Route Analysis**
VASCR351

 Reporting Year: *January - December 2014*
 Production Period: **02/2014**

<u>Production Period</u>	<u>Receipt Segment</u>	<u>Delivery Segment</u>	<u>Service Class</u>	<u>Svc Req Contract</u>	<u>Receipt Location</u>	<u>Receipt Loc Prop</u>	<u>Delivery Location</u>	<u>Delivery Loc Prop</u>	<u>Fuel Quantity</u>
2/2014	ME 2	ME 2	TR	104491	513084	803184	521982	283195	413
2/2014	ME 2	ME 2	TR	104491	513090	927982	521982	283195	139
2/2014	ME 2	ME 2	TR	106308	513001	305431	521594	20666	99
2/2014	ME 2	ME 2	TR	106309	513001	305431	521594	20666	324
2/2014	ME 2	ME 2	TR	106309	513084	803184	521594	20666	700
2/2014	ME 2	ME 2	TR	114655	505226	153719	521044	261572	5
2/2014	ME 2	ME 2	TR	114655	513083	803183	521044	261572	191
2/2014	ME 2	ME 2	TR	114656	505226	153719	521644	274229	13
2/2014	ME 2	ME 2	TR	120508	513084	803184	523043	416969	4,315
2/2014	ME 2	ME 2	TR	120508	513090	927982	523043	416969	784
2/2014	ME 2	ME 2	TR	120542	513084	803184	523043	416969	245
2/2014	ME 2	ME 2	TR	120643	513084	803184	523069	1055519	13
2/2014	ME 2	ME 2	TR	121148	505226	153719	523066	781395	2
2/2014	ME 2	ME 2	TR	121148	513001	305431	523066	781395	1,238
2/2014	ME 2	ME 2	TR	121721	513084	803184	521536	20046	239
2/2014	ME 2	ME 2	TR	121721	513084	803184	523066	781395	70
2/2014	ME 2	ME 2	TR	123706	513090	927982	521668	22975	209
2/2014	ME 2	ME 2	TS	102722	513084	803184	505126	267228	634
2/2014	ME 2	ME 2	TS	102722	513090	927982	505126	267228	1,317
2/2014	ME 2	ME 2	TS	109197	513001	305431	505060	221444	218
2/2014	ME 2	ME 2	TS	109197	513084	803184	505060	221444	278
	Segment								11,446
2/2014	ME 2	ME 3	TR	108031	513084	803184	521688	153708	1,782
2/2014	ME 2	ME 3	TR	109950	513066	702777	521638	153767	252
2/2014	ME 2	ME 3	TR	109952	513066	702777	521638	153767	750
2/2014	ME 2	ME 3	TR	111963	513084	803184	521626	40184	7,980
2/2014	ME 2	ME 3	TR	113401	513066	702777	521638	153767	252
2/2014	ME 2	ME 3	TR	115747	513084	803184	521620	16118	564
2/2014	ME 2	ME 3	TR	118249	513083	803183	505564	1389346	448
2/2014	ME 2	ME 3	TR	118249	513083	803183	521626	40184	41
2/2014	ME 2	ME 3	TR	118249	513084	803184	505564	1389346	2,520
2/2014	ME 2	ME 3	TR	120144	513083	803183	505238	174721	546
2/2014	ME 2	ME 3	TR	120144	513084	803184	505238	174721	2,661

ANR Pipeline Company Transportation Services Fuel By Route Analysis

VASCR351

 Reporting Year: *January - December 2014*
 Production Period: **02/2014**

<u>Production Period</u>	<u>Receipt Segment</u>	<u>Delivery Segment</u>	<u>Service Class</u>	<u>Svc Req Contract</u>	<u>Receipt Location</u>	<u>Receipt Loc Prop</u>	<u>Delivery Location</u>	<u>Delivery Loc Prop</u>	<u>Fuel Quantity</u>
2/2014	ME 2	ME 3	TR	120144	513084	803184	521010	40186	230
2/2014	ME 2	ME 3	TR	120144	513084	803184	521528	4351	50
2/2014	ME 2	ME 3	TR	120144	513084	803184	521534	138745	56
2/2014	ME 2	ME 3	TR	120144	513084	803184	521626	40184	73
2/2014	ME 2	ME 3	TR	120815	513084	803184	505490	755893	271
2/2014	ME 2	ME 3	TR	120815	513084	803184	523006	314730	45
2/2014	ME 2	ME 3	TR	120953	513084	803184	521620	16118	294
2/2014	ME 2	ME 3	TR	121075	513062	490940	521620	16118	388
2/2014	ME 2	ME 3	TR	121075	513083	803183	521620	16118	729
2/2014	ME 2	ME 3	TR	121721	513084	803184	521092	4475	34
2/2014	ME 2	ME 3	TR	122288	513066	702777	505392	356048	55
2/2014	ME 2	ME 3	TR	122293	513084	803184	521552	16265	476
2/2014	ME 2	ME 3	TR	122305	513084	803184	505392	356048	468
2/2014	ME 2	ME 3	TR	122311	513090	927982	521552	16265	1,372
2/2014	ME 2	ME 3	TR	122315	513084	803184	505392	356048	630
2/2014	ME 2	ME 3	TR	122321	513083	803183	521552	16265	55
2/2014	ME 2	ME 3	TR	122335	513090	927982	505392	356048	616
2/2014	ME 2	ME 3	TR	122360	513083	803183	505392	356048	224
2/2014	ME 2	ME 3	TR	122370	513084	803184	521552	16265	57
2/2014	ME 2	ME 3	TR	122456	513084	803184	520027	295956	419
2/2014	ME 2	ME 3	TR	122456	513084	803184	521010	40186	13,703
2/2014	ME 2	ME 3	TR	122456	513084	803184	521530	4274	97
2/2014	ME 2	ME 3	TR	123135	513066	702777	520005	15672	3,011
2/2014	ME 2	ME 3	TR	123135	513066	702777	521010	40186	2,645
2/2014	ME 2	ME 3	TR	123135	513084	803184	520005	15672	4
2/2014	ME 2	ME 3	TR	123135	513084	803184	521010	40186	1,345
2/2014	ME 2	ME 3	TR	123136	513066	702777	520027	295956	2,334
2/2014	ME 2	ME 3	TR	123136	513066	702777	521010	40186	1,870
2/2014	ME 2	ME 3	TR	123136	513066	702777	521032	138747	617
2/2014	ME 2	ME 3	TR	123136	513084	803184	520027	295956	1,587
2/2014	ME 2	ME 3	TR	123136	513084	803184	521010	40186	7,908
2/2014	ME 2	ME 3	TR	123136	513084	803184	521530	4274	56
2/2014	ME 2	ME 3	TR	123137	513084	803184	505012	139240	110

**ANR Pipeline Company
 Transportation Services
 Fuel By Route Analysis**
VASCR351

 Reporting Year: *January - December 2014*
 Production Period: **02/2014**

<u>Production Period</u>	<u>Receipt Segment</u>	<u>Delivery Segment</u>	<u>Service Class</u>	<u>Svc Req Contract</u>	<u>Receipt Location</u>	<u>Receipt Loc Prop</u>	<u>Delivery Location</u>	<u>Delivery Loc Prop</u>	<u>Fuel Quantity</u>
2/2014	ME 2	ME 3	TR	123137	513084	803184	520027	295956	246
2/2014	ME 2	ME 3	TR	123137	513084	803184	521530	4274	83
2/2014	ME 2	ME 3	TR	123312	505233	154017	521626	40184	28
2/2014	ME 2	ME 3	TR	123320	513066	702777	521626	40184	3
2/2014	ME 2	ME 3	TR	123321	513066	702777	521626	40184	28
2/2014	ME 2	ME 3	TR	123361	505233	154017	521626	40184	56
2/2014	ME 2	ME 3	TR	123459	513084	803184	521626	40184	206
2/2014	ME 2	ME 3	TR	123460	513084	803184	521626	40184	6
2/2014	ME 2	ME 3	TR	123467	513084	803184	521626	40184	28
2/2014	ME 2	ME 3	TR	123496	513001	305431	521626	40184	4
2/2014	ME 2	ME 3	TR	123496	513083	803183	521626	40184	2
2/2014	ME 2	ME 3	TR	123537	505233	154017	521626	40184	28
2/2014	ME 2	ME 3	TR	123572	513090	927982	521010	40186	141
2/2014	ME 2	ME 3	TR	123572	513090	927982	521620	16118	81
2/2014	ME 2	ME 3	TR	123572	513090	927982	521626	40184	2,066
2/2014	ME 2	ME 3	TR	123604	513084	803184	521626	40184	364
2/2014	ME 2	ME 3	TR	123637	513084	803184	521552	16265	55
2/2014	ME 2	ME 3	TR	123686	513084	803184	521552	16265	430
2/2014	ME 2	ME 3	TR	123716	513083	803183	521976	201846	1,166
2/2014	ME 2	ME 3	TR	123716	513084	803184	521976	201846	424
2/2014	ME 2	ME 3	TR	123731	513084	803184	520005	15672	133
2/2014	ME 2	ME 3	TR	123739	513066	702777	520027	295956	313
2/2014	ME 2	ME 3	TR	123739	513066	702777	521010	40186	94
2/2014	ME 2	ME 3	TR	123739	513066	702777	521620	16118	275
2/2014	ME 2	ME 3	TR	123739	513084	803184	521528	4351	4
2/2014	ME 2	ME 3	TR	123739	513084	803184	521552	16265	4
2/2014	ME 2	ME 3	TR	123739	513084	803184	521620	16118	625
2/2014	ME 2	ME 3	TR	123739	513090	927982	520018	22986	26
2/2014	ME 2	ME 3	TR	123739	513090	927982	520027	295956	215
2/2014	ME 2	ME 3	TR	123739	513090	927982	521010	40186	138
2/2014	ME 2	ME 3	TR	123739	513090	927982	521620	16118	3,420
2/2014	ME 2	ME 3	TR	123739	513090	927982	521626	40184	787
2/2014	ME 2	ME 3	TR	123751	513084	803184	521552	16265	145

ANR Pipeline Company Transportation Services Fuel By Route Analysis
--

VASCR351

 Reporting Year: *January - December 2014*
 Production Period: **02/2014**

<u>Production Period</u>	<u>Receipt Segment</u>	<u>Delivery Segment</u>	<u>Service Class</u>	<u>Svc Req Contract</u>	<u>Receipt Location</u>	<u>Receipt Loc Prop</u>	<u>Delivery Location</u>	<u>Delivery Loc Prop</u>	<u>Fuel Quantity</u>
2/2014	ME 2	ME 3	TR	123759	513066	702777	505238	174721	163
2/2014	ME 2	ME 3	TR	123759	513066	702777	521626	40184	1,714
2/2014	ME 2	ME 3	TR	123759	513084	803184	505238	174721	329
2/2014	ME 2	ME 3	TR	123759	513084	803184	521626	40184	1,883
2/2014	ME 2	ME 3	TR	123761	513084	803184	521620	16118	122
2/2014	ME 2	ME 3	TR	123765	513084	803184	520005	15672	177
2/2014	ME 2	ME 3	TR	123765	513084	803184	521620	16118	10
2/2014	ME 2	ME 3	TR	123765	513084	803184	521626	40184	171
2/2014	ME 2	ME 3	TR	123898	513090	927982	520026	38843	9
2/2014	ME 2	ME 3	TR	123910	513084	803184	521010	40186	1,654
2/2014	ME 2	ME 3	TR	123910	513084	803184	521620	16118	120
2/2014	ME 2	ME 3	TR	123910	513084	803184	521626	40184	36
2/2014	ME 2	ME 3	TR	123931	513083	803183	520026	38843	173
2/2014	ME 2	ME 3	TR	124022	513001	305431	521620	16118	1,487
2/2014	ME 2	ME 3	TR	124052	513001	305431	521620	16118	310
2/2014	ME 2	ME 3	TS	109138	513084	803184	505011	139239	1,260
2/2014	ME 2	ME 3	TS	109157	513084	803184	521568	4280	140
2/2014	ME 2	ME 3	TS	109190	513084	803184	505009	139237	673
	Segment								81,680
2/2014	ME 2	MI 7	TR	820	513084	803184	505038	153808	102
2/2014	ME 2	MI 7	TR	106308	521594	20666	505038	153808	89
2/2014	ME 2	MI 7	TR	110024	513090	927982	505018	139250	8,498
2/2014	ME 2	MI 7	TR	113042	513062	490940	521080	138675	169
2/2014	ME 2	MI 7	TR	113042	513066	702777	521080	138675	169
2/2014	ME 2	MI 7	TR	113042	513083	803183	521080	138675	968
2/2014	ME 2	MI 7	TR	113042	513084	803184	521080	138675	12,877
2/2014	ME 2	MI 7	TR	113650	513084	803184	505038	153808	926
2/2014	ME 2	MI 7	TR	113650	513084	803184	521624	4375	537
2/2014	ME 2	MI 7	TR	113650	513084	803184	521932	138744	6,333
2/2014	ME 2	MI 7	TR	113650	513084	803184	521948	4492	5,700
2/2014	ME 2	MI 7	TR	114490	513066	702777	521116	42078	6
2/2014	ME 2	MI 7	TR	114490	513084	803184	521030	282436	4
2/2014	ME 2	MI 7	TR	114490	513084	803184	521116	42078	9

**ANR Pipeline Company
 Transportation Services
 Fuel By Route Analysis**

VASCR351

Reporting Year: *January - December 2014*
 Production Period: **02/2014**

<u>Production Period</u>	<u>Receipt Segment</u>	<u>Delivery Segment</u>	<u>Service Class</u>	<u>Svc Req Contract</u>	<u>Receipt Location</u>	<u>Receipt Loc Prop</u>	<u>Delivery Location</u>	<u>Delivery Loc Prop</u>	<u>Fuel Quantity</u>
2/2014	ME 2	MI 7	TR	115270	513083	803183	521080	138675	6,842
2/2014	ME 2	MI 7	TR	115270	513084	803184	521080	138675	202
2/2014	ME 2	MI 7	TR	115270	513090	927982	521080	138675	4,040
2/2014	ME 2	MI 7	TR	115272	513083	803183	521080	138675	11,617
2/2014	ME 2	MI 7	TR	115272	513090	927982	521080	138675	13,318
2/2014	ME 2	MI 7	TR	115940	513083	803183	521106	11747	2,156
2/2014	ME 2	MI 7	TR	115940	513084	803184	521102	11674	5,880
2/2014	ME 2	MI 7	TR	115940	513084	803184	521106	11747	3,752
2/2014	ME 2	MI 7	TR	115940	513090	927982	521102	11674	8,484
2/2014	ME 2	MI 7	TR	115940	513090	927982	521106	11747	8,484
2/2014	ME 2	MI 7	TR	115942	513084	803184	521102	11674	5,768
2/2014	ME 2	MI 7	TR	115942	513084	803184	521106	11747	5,768
2/2014	ME 2	MI 7	TR	117783	513090	927982	505108	243097	103
2/2014	ME 2	MI 7	TR	117783	513090	927982	521116	42078	304
2/2014	ME 2	MI 7	TR	118249	513083	803183	521116	42078	2,247
2/2014	ME 2	MI 7	TR	120144	513083	803183	521138	11680	210
2/2014	ME 2	MI 7	TR	120144	513084	803184	505038	153808	22
2/2014	ME 2	MI 7	TR	120144	513084	803184	521008	11616	421
2/2014	ME 2	MI 7	TR	120144	513084	803184	521074	40470	115
2/2014	ME 2	MI 7	TR	120144	513084	803184	521116	42078	103
2/2014	ME 2	MI 7	TR	120144	513084	803184	521138	11680	868
2/2014	ME 2	MI 7	TR	120144	513084	803184	521142	40477	167
2/2014	ME 2	MI 7	TR	120144	513084	803184	521144	11580	528
2/2014	ME 2	MI 7	TR	120144	513084	803184	521146	11785	475
2/2014	ME 2	MI 7	TR	120144	513084	803184	521154	11574	199
2/2014	ME 2	MI 7	TR	120144	513084	803184	521156	11572	398
2/2014	ME 2	MI 7	TR	120144	513084	803184	521158	11581	558
2/2014	ME 2	MI 7	TR	120144	513084	803184	521162	11748	568
2/2014	ME 2	MI 7	TR	120144	513084	803184	521670	40468	2,460
2/2014	ME 2	MI 7	TR	120144	513084	803184	521942	198847	84
2/2014	ME 2	MI 7	TR	120144	513084	803184	521962	139401	9
2/2014	ME 2	MI 7	TR	120144	513084	803184	523052	467243	21
2/2014	ME 2	MI 7	TR	120953	513084	803184	505038	153808	1,207

**ANR Pipeline Company
 Transportation Services
 Fuel By Route Analysis**

VASCR351

Reporting Year: *January - December 2014*
 Production Period: **02/2014**

<u>Production Period</u>	<u>Receipt Segment</u>	<u>Delivery Segment</u>	<u>Service Class</u>	<u>Svc Req Contract</u>	<u>Receipt Location</u>	<u>Receipt Loc Prop</u>	<u>Delivery Location</u>	<u>Delivery Loc Prop</u>	<u>Fuel Quantity</u>
2/2014	ME 2	MI 7	TR	120953	513084	803184	505108	243097	100
2/2014	ME 2	MI 7	TR	120953	513084	803184	521116	42078	1,565
2/2014	ME 2	MI 7	TR	120953	513084	803184	521138	11680	87
2/2014	ME 2	MI 7	TR	120953	513084	803184	521932	138744	748
2/2014	ME 2	MI 7	TR	121075	513062	490940	505038	153808	1,260
2/2014	ME 2	MI 7	TR	121075	513062	490940	521008	11616	3,357
2/2014	ME 2	MI 7	TR	121075	513062	490940	521116	42078	471
2/2014	ME 2	MI 7	TR	121075	513083	803183	521622	110850	774
2/2014	ME 2	MI 7	TR	121075	513090	927982	521622	110850	172
2/2014	ME 2	MI 7	TR	122288	513066	702777	521098	108641	8
2/2014	ME 2	MI 7	TR	122315	513084	803184	505020	139252	121
2/2014	ME 2	MI 7	TR	122335	513090	927982	505020	139252	38
2/2014	ME 2	MI 7	TR	122337	513090	927982	505020	139252	28
2/2014	ME 2	MI 7	TR	122456	513084	803184	505038	153808	179
2/2014	ME 2	MI 7	TR	123135	513066	702777	505038	153808	109
2/2014	ME 2	MI 7	TR	123136	513066	702777	505038	153808	27
2/2014	ME 2	MI 7	TR	123313	505233	154017	521932	138744	28
2/2014	ME 2	MI 7	TR	123316	505233	154017	521932	138744	84
2/2014	ME 2	MI 7	TR	123320	513066	702777	521948	4492	53
2/2014	ME 2	MI 7	TR	123321	513066	702777	521948	4492	140
2/2014	ME 2	MI 7	TR	123360	505233	154017	521932	138744	56
2/2014	ME 2	MI 7	TR	123459	513084	803184	521948	4492	17
2/2014	ME 2	MI 7	TR	123460	513084	803184	521948	4492	162
2/2014	ME 2	MI 7	TR	123496	513001	305431	521932	138744	12
2/2014	ME 2	MI 7	TR	123496	513083	803183	521932	138744	17
2/2014	ME 2	MI 7	TR	123538	505233	154017	521932	138744	84
2/2014	ME 2	MI 7	TR	123566	513084	803184	521588	40481	2,296
2/2014	ME 2	MI 7	TR	123715	513001	305431	521008	11616	96
2/2014	ME 2	MI 7	TR	123715	513066	702777	521008	11616	12,899
2/2014	ME 2	MI 7	TR	123715	513066	702777	521080	138675	650
2/2014	ME 2	MI 7	TR	123715	513066	702777	521116	42078	4,207
2/2014	ME 2	MI 7	TR	123715	513066	702777	521932	138744	348
2/2014	ME 2	MI 7	TR	123715	513084	803184	521008	11616	7,368

ANR Pipeline Company Transportation Services Fuel By Route Analysis

VASCR351

 Reporting Year: *January - December 2014*
 Production Period: **02/2014**

<u>Production Period</u>	<u>Receipt Segment</u>	<u>Delivery Segment</u>	<u>Service Class</u>	<u>Svc Req Contract</u>	<u>Receipt Location</u>	<u>Receipt Loc Prop</u>	<u>Delivery Location</u>	<u>Delivery Loc Prop</u>	<u>Fuel Quantity</u>
2/2014	ME 2	MI 7	TR	123715	513084	803184	521080	138675	360
2/2014	ME 2	MI 7	TR	123715	513084	803184	521116	42078	7,787
2/2014	ME 2	MI 7	TR	123715	513084	803184	521636	22992	412
2/2014	ME 2	MI 7	TR	123715	513084	803184	521932	138744	510
2/2014	ME 2	MI 7	TR	123731	513084	803184	521008	11616	6,349
2/2014	ME 2	MI 7	TR	123731	513084	803184	521080	138675	1,898
2/2014	ME 2	MI 7	TR	123731	513084	803184	521116	42078	3,846
2/2014	ME 2	MI 7	TR	123731	513084	803184	521932	138744	2,174
2/2014	ME 2	MI 7	TR	123735	513084	803184	505108	243097	9,023
2/2014	ME 2	MI 7	TR	123735	513084	803184	521116	42078	2,519
2/2014	ME 2	MI 7	TR	123739	513066	702777	505038	153808	14
2/2014	ME 2	MI 7	TR	123739	513066	702777	521008	11616	545
2/2014	ME 2	MI 7	TR	123739	513066	702777	521030	282436	1,053
2/2014	ME 2	MI 7	TR	123739	513066	702777	521098	108641	3
2/2014	ME 2	MI 7	TR	123739	513066	702777	521116	42078	738
2/2014	ME 2	MI 7	TR	123739	513066	702777	521118	11578	45
2/2014	ME 2	MI 7	TR	123739	513066	702777	521138	11680	103
2/2014	ME 2	MI 7	TR	123739	513066	702777	521636	22992	184
2/2014	ME 2	MI 7	TR	123739	513066	702777	521670	40468	124
2/2014	ME 2	MI 7	TR	123739	513066	702777	521948	4492	27
2/2014	ME 2	MI 7	TR	123739	513066	702777	521962	139401	9
2/2014	ME 2	MI 7	TR	123739	513084	803184	505038	153808	325
2/2014	ME 2	MI 7	TR	123739	513084	803184	521008	11616	1,932
2/2014	ME 2	MI 7	TR	123739	513084	803184	521030	282436	2,795
2/2014	ME 2	MI 7	TR	123739	513084	803184	521116	42078	6,847
2/2014	ME 2	MI 7	TR	123739	513084	803184	521118	11578	206
2/2014	ME 2	MI 7	TR	123739	513084	803184	521138	11680	103
2/2014	ME 2	MI 7	TR	123739	513084	803184	521624	4375	422
2/2014	ME 2	MI 7	TR	123739	513084	803184	521636	22992	70
2/2014	ME 2	MI 7	TR	123739	513090	927982	505038	153808	67
2/2014	ME 2	MI 7	TR	123739	513090	927982	521008	11616	666
2/2014	ME 2	MI 7	TR	123739	513090	927982	521030	282436	1,182
2/2014	ME 2	MI 7	TR	123739	513090	927982	521116	42078	2,244

**ANR Pipeline Company
 Transportation Services
 Fuel By Route Analysis**

VASCR351

Reporting Year: *January - December 2014*
 Production Period: **02/2014**

<u>Production Period</u>	<u>Receipt Segment</u>	<u>Delivery Segment</u>	<u>Service Class</u>	<u>Svc Req Contract</u>	<u>Receipt Location</u>	<u>Receipt Loc Prop</u>	<u>Delivery Location</u>	<u>Delivery Loc Prop</u>	<u>Fuel Quantity</u>
2/2014	ME 2	MI 7	TR	123739	513090	927982	521118	11578	314
2/2014	ME 2	MI 7	TR	123739	513090	927982	521138	11680	206
2/2014	ME 2	MI 7	TR	123739	513090	927982	521624	4375	36
2/2014	ME 2	MI 7	TR	123739	513090	927982	521636	22992	562
2/2014	ME 2	MI 7	TR	123739	513090	927982	521670	40468	44
2/2014	ME 2	MI 7	TR	123759	513066	702777	505038	153808	542
2/2014	ME 2	MI 7	TR	123759	513066	702777	521008	11616	9,144
2/2014	ME 2	MI 7	TR	123759	513066	702777	521074	40470	353
2/2014	ME 2	MI 7	TR	123759	513066	702777	521118	11578	3
2/2014	ME 2	MI 7	TR	123759	513066	702777	521142	40477	280
2/2014	ME 2	MI 7	TR	123759	513066	702777	521144	11580	202
2/2014	ME 2	MI 7	TR	123759	513066	702777	521162	11748	318
2/2014	ME 2	MI 7	TR	123759	513066	702777	521636	22992	141
2/2014	ME 2	MI 7	TR	123759	513066	702777	521962	139401	108
2/2014	ME 2	MI 7	TR	123759	513066	702777	523052	467243	426
2/2014	ME 2	MI 7	TR	123759	513084	803184	505038	153808	328
2/2014	ME 2	MI 7	TR	123759	513084	803184	521008	11616	1,749
2/2014	ME 2	MI 7	TR	123759	513084	803184	521074	40470	301
2/2014	ME 2	MI 7	TR	123759	513084	803184	521116	42078	16
2/2014	ME 2	MI 7	TR	123759	513084	803184	521118	11578	309
2/2014	ME 2	MI 7	TR	123759	513084	803184	521122	11751	19
2/2014	ME 2	MI 7	TR	123759	513084	803184	521138	11680	15
2/2014	ME 2	MI 7	TR	123759	513084	803184	521142	40477	275
2/2014	ME 2	MI 7	TR	123759	513084	803184	521144	11580	353
2/2014	ME 2	MI 7	TR	123759	513084	803184	521146	11785	274
2/2014	ME 2	MI 7	TR	123759	513084	803184	521154	11574	23
2/2014	ME 2	MI 7	TR	123759	513084	803184	521156	11572	413
2/2014	ME 2	MI 7	TR	123759	513084	803184	521162	11748	392
2/2014	ME 2	MI 7	TR	123759	513084	803184	521670	40468	331
2/2014	ME 2	MI 7	TR	123759	513084	803184	521678	140834	7
2/2014	ME 2	MI 7	TR	123759	513084	803184	521962	139401	940
2/2014	ME 2	MI 7	TR	123761	513084	803184	505108	243097	8,291
2/2014	ME 2	MI 7	TR	123761	513084	803184	521008	11616	103

**ANR Pipeline Company
 Transportation Services
 Fuel By Route Analysis**

VASCR351

Reporting Year: *January - December 2014*
 Production Period: **02/2014**

<u>Production Period</u>	<u>Receipt Segment</u>	<u>Delivery Segment</u>	<u>Service Class</u>	<u>Svc Req Contract</u>	<u>Receipt Location</u>	<u>Receipt Loc Prop</u>	<u>Delivery Location</u>	<u>Delivery Loc Prop</u>	<u>Fuel Quantity</u>
2/2014	ME 2	MI 7	TR	123761	513084	803184	521116	42078	2,800
2/2014	ME 2	MI 7	TR	123761	513084	803184	521622	110850	206
2/2014	ME 2	MI 7	TR	123763	513054	467676	521116	42078	336
2/2014	ME 2	MI 7	TR	123763	513084	803184	505108	243097	1,649
2/2014	ME 2	MI 7	TR	123763	513084	803184	521098	108641	1,650
2/2014	ME 2	MI 7	TR	123763	513084	803184	521116	42078	13,669
2/2014	ME 2	MI 7	TR	123764	513084	803184	521942	198847	4,032
2/2014	ME 2	MI 7	TR	123765	513084	803184	521008	11616	94
2/2014	ME 2	MI 7	TR	123765	513084	803184	521074	40470	2,713
2/2014	ME 2	MI 7	TR	123765	513084	803184	521116	42078	219
2/2014	ME 2	MI 7	TR	123765	513084	803184	521118	11578	154
2/2014	ME 2	MI 7	TR	123765	513084	803184	521122	11751	165
2/2014	ME 2	MI 7	TR	123765	513084	803184	521124	11562	143
2/2014	ME 2	MI 7	TR	123765	513084	803184	521138	11680	261
2/2014	ME 2	MI 7	TR	123765	513084	803184	521142	40477	24
2/2014	ME 2	MI 7	TR	123765	513084	803184	521144	11580	280
2/2014	ME 2	MI 7	TR	123765	513084	803184	521146	11785	114
2/2014	ME 2	MI 7	TR	123765	513084	803184	521152	11589	105
2/2014	ME 2	MI 7	TR	123765	513084	803184	521156	11572	224
2/2014	ME 2	MI 7	TR	123765	513084	803184	521162	11748	174
2/2014	ME 2	MI 7	TR	123765	513084	803184	521636	22992	1,366
2/2014	ME 2	MI 7	TR	123765	513084	803184	521670	40468	911
2/2014	ME 2	MI 7	TR	123765	513084	803184	521932	138744	8,773
2/2014	ME 2	MI 7	TR	123765	513084	803184	521948	4492	7
2/2014	ME 2	MI 7	TR	123765	513084	803184	521962	139401	1,118
2/2014	ME 2	MI 7	TR	123766	513083	803183	521116	42078	1,708
2/2014	ME 2	MI 7	TR	123766	513084	803184	521116	42078	4,088
2/2014	ME 2	MI 7	TR	123767	513084	803184	521116	42078	11,536
2/2014	ME 2	MI 7	TR	123770	513083	803183	521636	22992	9
2/2014	ME 2	MI 7	TR	123770	513083	803183	521678	140834	144
2/2014	ME 2	MI 7	TR	123770	513084	803184	505038	153808	428
2/2014	ME 2	MI 7	TR	123770	513084	803184	505108	243097	310
2/2014	ME 2	MI 7	TR	123770	513084	803184	521116	42078	12,875

ANR Pipeline Company Transportation Services Fuel By Route Analysis

VASCR351

Reporting Year: *January - December 2014*
 Production Period: **02/2014**

<u>Production Period</u>	<u>Receipt Segment</u>	<u>Delivery Segment</u>	<u>Service Class</u>	<u>Svc Req Contract</u>	<u>Receipt Location</u>	<u>Receipt Loc Prop</u>	<u>Delivery Location</u>	<u>Delivery Loc Prop</u>	<u>Fuel Quantity</u>
2/2014	ME 2	MI 7	TR	123770	513084	803184	521156	11572	19
2/2014	ME 2	MI 7	TR	123770	513084	803184	521636	22992	10,059
2/2014	ME 2	MI 7	TR	123770	513084	803184	521962	139401	29
2/2014	ME 2	MI 7	TR	123770	513090	927982	521636	22992	963
2/2014	ME 2	MI 7	TR	123770	513090	927982	521678	140834	3,168
2/2014	ME 2	MI 7	TR	123910	513084	803184	505017	139249	4,441
2/2014	ME 2	MI 7	TR	123910	513084	803184	521074	40470	46
2/2014	ME 2	MI 7	TR	123910	513084	803184	521116	42078	13
2/2014	ME 2	MI 7	TR	123910	513084	803184	521138	11680	165
2/2014	ME 2	MI 7	TR	123910	513084	803184	521142	40477	16
2/2014	ME 2	MI 7	TR	123910	513084	803184	521144	11580	287
2/2014	ME 2	MI 7	TR	123910	513084	803184	521146	11785	158
2/2014	ME 2	MI 7	TR	123910	513084	803184	521160	11590	582
2/2014	ME 2	MI 7	TR	123910	513084	803184	521670	40468	203
2/2014	ME 2	MI 7	TR	123910	513084	803184	521948	4492	201
2/2014	ME 2	MI 7	TR	123910	513084	803184	521962	139401	583
2/2014	ME 2	MI 7	TR	123916	513084	803184	505017	139249	739
2/2014	ME 2	MI 7	TR	123916	513084	803184	505038	153808	148
2/2014	ME 2	MI 7	TR	123916	513084	803184	521008	11616	474
2/2014	ME 2	MI 7	TR	123916	513084	803184	521074	40470	29
2/2014	ME 2	MI 7	TR	123916	513084	803184	521080	138675	632
2/2014	ME 2	MI 7	TR	123916	513084	803184	521116	42078	1,048
2/2014	ME 2	MI 7	TR	123916	513084	803184	521118	11578	8
2/2014	ME 2	MI 7	TR	123916	513084	803184	521122	11751	2
2/2014	ME 2	MI 7	TR	123916	513084	803184	521124	11562	4
2/2014	ME 2	MI 7	TR	123916	513084	803184	521138	11680	7
2/2014	ME 2	MI 7	TR	123916	513084	803184	521142	40477	12
2/2014	ME 2	MI 7	TR	123916	513084	803184	521144	11580	9
2/2014	ME 2	MI 7	TR	123916	513084	803184	521146	11785	3
2/2014	ME 2	MI 7	TR	123916	513084	803184	521152	11589	17
2/2014	ME 2	MI 7	TR	123916	513084	803184	521670	40468	7
2/2014	ME 2	MI 7	TR	123916	513084	803184	521948	4492	17
2/2014	ME 2	MI 7	TR	123999	513084	803184	505017	139249	632

ANR Pipeline Company Transportation Services Fuel By Route Analysis

VASCR351

Reporting Year: *January - December 2014*
 Production Period: **02/2014**

<u>Production Period</u>	<u>Receipt Segment</u>	<u>Delivery Segment</u>	<u>Service Class</u>	<u>Svc Req Contract</u>	<u>Receipt Location</u>	<u>Receipt Loc Prop</u>	<u>Delivery Location</u>	<u>Delivery Loc Prop</u>	<u>Fuel Quantity</u>
2/2014	ME 2	MI 7	TR	124022	513001	305431	521622	110850	207
2/2014	ME 2	MI 7	TR	124052	513001	305431	521116	42078	732
2/2014	ME 2	MI 7	TR	124052	513001	305431	521622	110850	1,288
2/2014	ME 2	MI 7	TR	124055	513084	803184	505017	139249	632
	Segment								342,591
2/2014	ME 2	MW 6	TR	116494	513090	927982	505005	139233	400
	Segment								400
2/2014	ME 2	WI 7	TR	820	513084	803184	505025	139257	7,090
2/2014	ME 2	WI 7	TR	113237	513066	702777	521814	36934	280
2/2014	ME 2	WI 7	TR	120144	513084	803184	521172	28846	132
2/2014	ME 2	WI 7	TR	120144	513084	803184	521246	28844	102
2/2014	ME 2	WI 7	TR	120144	513084	803184	521250	28841	88
2/2014	ME 2	WI 7	TR	120144	513084	803184	521288	28670	189
2/2014	ME 2	WI 7	TR	120144	513084	803184	521314	28661	138
2/2014	ME 2	WI 7	TR	120953	513084	803184	510033	28873	237
2/2014	ME 2	WI 7	TR	120953	513084	803184	521172	28846	146
2/2014	ME 2	WI 7	TR	120953	513084	803184	521266	28702	824
2/2014	ME 2	WI 7	TR	120953	513084	803184	521654	284917	144
2/2014	ME 2	WI 7	TR	120953	513084	803184	523032	384134	414
2/2014	ME 2	WI 7	TR	120953	513084	803184	523034	384136	535
2/2014	ME 2	WI 7	TR	123739	513066	702777	510033	28873	18
2/2014	ME 2	WI 7	TR	123739	513066	702777	521250	28841	129
2/2014	ME 2	WI 7	TR	123739	513084	803184	510033	28873	291
2/2014	ME 2	WI 7	TR	123739	513084	803184	521250	28841	185
2/2014	ME 2	WI 7	TR	123739	513090	927982	510033	28873	168
2/2014	ME 2	WI 7	TR	123739	513090	927982	510041	11661	95
2/2014	ME 2	WI 7	TR	123739	513090	927982	521172	28846	100
2/2014	ME 2	WI 7	TR	123759	513066	702777	521034	183670	1,014
2/2014	ME 2	WI 7	TR	123759	513066	702777	521172	28846	669
2/2014	ME 2	WI 7	TR	123759	513066	702777	521174	28778	245
2/2014	ME 2	WI 7	TR	123759	513066	702777	521196	28771	160
2/2014	ME 2	WI 7	TR	123759	513066	702777	521230	28819	23

ANR Pipeline Company Transportation Services Fuel By Route Analysis
--

VASCR351

 Reporting Year: *January - December 2014*
 Production Period: **02/2014**

<u>Production Period</u>	<u>Receipt Segment</u>	<u>Delivery Segment</u>	<u>Service Class</u>	<u>Svc Req Contract</u>	<u>Receipt Location</u>	<u>Receipt Loc Prop</u>	<u>Delivery Location</u>	<u>Delivery Loc Prop</u>	<u>Fuel Quantity</u>
2/2014	ME 2	WI 7	TR	123759	513066	702777	521246	28844	741
2/2014	ME 2	WI 7	TR	123759	513066	702777	521248	28811	89
2/2014	ME 2	WI 7	TR	123759	513066	702777	521262	36868	323
2/2014	ME 2	WI 7	TR	123759	513066	702777	521266	28702	477
2/2014	ME 2	WI 7	TR	123759	513066	702777	521286	28853	84
2/2014	ME 2	WI 7	TR	123759	513066	702777	521314	28661	576
2/2014	ME 2	WI 7	TR	123759	513066	702777	521316	28831	90
2/2014	ME 2	WI 7	TR	123759	513066	702777	521318	28829	30
2/2014	ME 2	WI 7	TR	123759	513066	702777	521320	28740	18
2/2014	ME 2	WI 7	TR	123759	513066	702777	521324	28794	275
2/2014	ME 2	WI 7	TR	123759	513066	702777	521338	28700	72
2/2014	ME 2	WI 7	TR	123759	513066	702777	521344	28734	185
2/2014	ME 2	WI 7	TR	123759	513066	702777	521362	28733	40
2/2014	ME 2	WI 7	TR	123759	513066	702777	521374	28662	129
2/2014	ME 2	WI 7	TR	123759	513066	702777	521784	28720	242
2/2014	ME 2	WI 7	TR	123759	513066	702777	521786	28798	150
2/2014	ME 2	WI 7	TR	123759	513066	702777	521814	36934	239
2/2014	ME 2	WI 7	TR	123759	513066	702777	523034	384136	229
2/2014	ME 2	WI 7	TR	123759	513084	803184	521034	183670	189
2/2014	ME 2	WI 7	TR	123759	513084	803184	521172	28846	193
2/2014	ME 2	WI 7	TR	123759	513084	803184	521250	28841	254
2/2014	ME 2	WI 7	TR	123759	513084	803184	521610	261574	19
2/2014	ME 2	WI 7	TR	123759	513084	803184	521784	28720	38
2/2014	ME 2	WI 7	TR	123765	513084	803184	521784	28720	5
2/2014	ME 2	WI 7	TR	123770	513084	803184	521266	28702	843
2/2014	ME 2	WI 7	TR	123910	513084	803184	521172	28846	322
2/2014	ME 2	WI 7	TR	123910	513084	803184	521252	28779	315
2/2014	ME 2	WI 7	TR	123910	513084	803184	521336	28738	45
2/2014	ME 2	WI 7	TR	123910	513084	803184	521784	28720	246
	Segment								19,874
2/2014	ME 3	ME 3	TR	110505	513085	742252	520005	15672	17
2/2014	ME 3	ME 3	TR	110505	513085	742252	520018	22986	20
2/2014	ME 3	ME 3	TR	110505	513085	742252	520024	21906	37

**ANR Pipeline Company
 Transportation Services
 Fuel By Route Analysis**

VASCR351

Reporting Year: *January - December 2014*
 Production Period: **02/2014**

<u>Production Period</u>	<u>Receipt Segment</u>	<u>Delivery Segment</u>	<u>Service Class</u>	<u>Svc Req Contract</u>	<u>Receipt Location</u>	<u>Receipt Loc Prop</u>	<u>Delivery Location</u>	<u>Delivery Loc Prop</u>	<u>Fuel Quantity</u>
2/2014	ME 3	ME 3	TR	110505	513085	742252	520027	295956	971
2/2014	ME 3	ME 3	TR	110505	513085	742252	521620	16118	7
2/2014	ME 3	ME 3	TR	110506	513085	742252	520005	15672	253
2/2014	ME 3	ME 3	TR	110506	513085	742252	520024	21906	4
2/2014	ME 3	ME 3	TR	110506	513085	742252	520027	295956	831
2/2014	ME 3	ME 3	TR	110507	513085	742252	520005	15672	1,755
2/2014	ME 3	ME 3	TR	110507	513085	742252	520018	22986	144
2/2014	ME 3	ME 3	TR	110507	513085	742252	520027	295956	509
2/2014	ME 3	ME 3	TR	110884	513085	742252	521620	16118	1,159
2/2014	ME 3	ME 3	TR	110885	510038	48639	520018	22986	17
2/2014	ME 3	ME 3	TR	110885	510038	48639	520027	295956	64
2/2014	ME 3	ME 3	TR	110885	510038	48639	521010	40186	57
2/2014	ME 3	ME 3	TR	110885	510038	48639	521528	4351	45
2/2014	ME 3	ME 3	TR	110885	510038	48639	521530	4274	14
2/2014	ME 3	ME 3	TR	110885	510038	48639	521572	40455	18
2/2014	ME 3	ME 3	TR	110885	510038	48639	521576	40189	5
2/2014	ME 3	ME 3	TR	110885	510038	48639	521620	16118	102
2/2014	ME 3	ME 3	TR	110885	510038	48639	521626	40184	195
2/2014	ME 3	ME 3	TR	110885	513085	742252	520018	22986	464
2/2014	ME 3	ME 3	TR	110885	513085	742252	520027	295956	171
2/2014	ME 3	ME 3	TR	110885	513085	742252	521010	40186	632
2/2014	ME 3	ME 3	TR	110885	513085	742252	521528	4351	457
2/2014	ME 3	ME 3	TR	110885	513085	742252	521530	4274	38
2/2014	ME 3	ME 3	TR	110885	513085	742252	521552	16265	14
2/2014	ME 3	ME 3	TR	110885	513085	742252	521572	40455	833
2/2014	ME 3	ME 3	TR	110885	513085	742252	521576	40189	21
2/2014	ME 3	ME 3	TR	110885	513085	742252	521620	16118	550
2/2014	ME 3	ME 3	TR	110885	513085	742252	521626	40184	685
2/2014	ME 3	ME 3	TR	111481	513085	742252	521010	40186	124
2/2014	ME 3	ME 3	TR	112835	513085	742252	505238	174721	246
2/2014	ME 3	ME 3	TR	112835	513085	742252	505564	1389346	136
2/2014	ME 3	ME 3	TR	112835	513085	742252	520015	108796	75
2/2014	ME 3	ME 3	TR	112835	513085	742252	520027	295956	78

ANR Pipeline Company Transportation Services Fuel By Route Analysis
--

VASCR351

 Reporting Year: *January - December 2014*
 Production Period: **02/2014**

<u>Production Period</u>	<u>Receipt Segment</u>	<u>Delivery Segment</u>	<u>Service Class</u>	<u>Svc Req Contract</u>	<u>Receipt Location</u>	<u>Receipt Loc Prop</u>	<u>Delivery Location</u>	<u>Delivery Loc Prop</u>	<u>Fuel Quantity</u>
2/2014	ME 3	ME 3	TR	112835	513085	742252	521010	40186	61
2/2014	ME 3	ME 3	TR	112835	513085	742252	521092	4475	63
2/2014	ME 3	ME 3	TR	112835	513085	742252	521534	138745	22
2/2014	ME 3	ME 3	TR	113120	513085	742252	521626	40184	311
2/2014	ME 3	ME 3	TR	113399	510038	48639	520005	15672	211
2/2014	ME 3	ME 3	TR	113878	510038	48639	521010	40186	33
2/2014	ME 3	ME 3	TR	113878	510038	48639	521620	16118	11
2/2014	ME 3	ME 3	TR	113880	510038	48639	521010	40186	20
2/2014	ME 3	ME 3	TR	113880	510038	48639	521620	16118	16
2/2014	ME 3	ME 3	TR	113884	510038	48639	521010	40186	74
2/2014	ME 3	ME 3	TR	113884	510038	48639	521620	16118	96
2/2014	ME 3	ME 3	TR	113886	510038	48639	520027	295956	56
2/2014	ME 3	ME 3	TR	113904	510038	48639	520027	295956	96
2/2014	ME 3	ME 3	TR	113915	510038	48639	521620	16118	12
2/2014	ME 3	ME 3	TR	113919	510038	48639	521620	16118	18
2/2014	ME 3	ME 3	TR	113922	510038	48639	521010	40186	73
2/2014	ME 3	ME 3	TR	113922	510038	48639	521528	4351	6
2/2014	ME 3	ME 3	TR	113922	510038	48639	521620	16118	201
2/2014	ME 3	ME 3	TR	113933	510038	48639	521010	40186	33
2/2014	ME 3	ME 3	TR	113933	510038	48639	521620	16118	12
2/2014	ME 3	ME 3	TR	113936	510038	48639	521010	40186	25
2/2014	ME 3	ME 3	TR	113936	510038	48639	521620	16118	20
2/2014	ME 3	ME 3	TR	113937	510038	48639	521620	16118	42
2/2014	ME 3	ME 3	TR	113944	510038	48639	521620	16118	78
2/2014	ME 3	ME 3	TR	113945	510038	48639	521010	40186	20
2/2014	ME 3	ME 3	TR	113945	510038	48639	521620	16118	48
2/2014	ME 3	ME 3	TR	113976	510038	48639	520027	295956	52
2/2014	ME 3	ME 3	TR	113976	510038	48639	521010	40186	72
2/2014	ME 3	ME 3	TR	113976	510038	48639	521620	16118	7
2/2014	ME 3	ME 3	TR	113987	510038	48639	521010	40186	42
2/2014	ME 3	ME 3	TR	113987	510038	48639	521620	16118	90
2/2014	ME 3	ME 3	TR	115126	505227	153721	505564	1389346	5
2/2014	ME 3	ME 3	TR	118863	505227	153721	521986	277052	178

**ANR Pipeline Company
 Transportation Services
 Fuel By Route Analysis**
VASCR351

 Reporting Year: *January - December 2014*
 Production Period: **02/2014**

<u>Production Period</u>	<u>Receipt Segment</u>	<u>Delivery Segment</u>	<u>Service Class</u>	<u>Svc Req Contract</u>	<u>Receipt Location</u>	<u>Receipt Loc Prop</u>	<u>Delivery Location</u>	<u>Delivery Loc Prop</u>	<u>Fuel Quantity</u>
2/2014	ME 3	ME 3	TR	118863	513085	742252	521986	277052	276
2/2014	ME 3	ME 3	TR	120104	510038	48639	521010	40186	6
2/2014	ME 3	ME 3	TR	120815	505227	153721	523006	314730	413
2/2014	ME 3	ME 3	TR	120899	510038	48639	505119	261345	34
2/2014	ME 3	ME 3	TR	120899	510038	48639	520018	22986	394
2/2014	ME 3	ME 3	TR	120953	510038	48639	521620	16118	1
2/2014	ME 3	ME 3	TR	120984	510038	48639	513085	742252	128
2/2014	ME 3	ME 3	TR	121075	513085	742252	521620	16118	3
2/2014	ME 3	ME 3	TR	121148	513085	742252	521568	4280	6
2/2014	ME 3	ME 3	TR	122029	513085	742252	521010	40186	5
2/2014	ME 3	ME 3	TR	122284	513085	742252	520027	295956	55
2/2014	ME 3	ME 3	TR	122284	513085	742252	521092	4475	3
2/2014	ME 3	ME 3	TR	122284	513085	742252	521552	16265	315
2/2014	ME 3	ME 3	TR	123058	505227	153721	523038	398767	187
2/2014	ME 3	ME 3	TR	123288	513085	742252	521620	16118	2,750
2/2014	ME 3	ME 3	TR	123291	513085	742252	521620	16118	979
2/2014	ME 3	ME 3	TR	123294	513085	742252	521620	16118	336
2/2014	ME 3	ME 3	TR	123400	513085	742252	520027	295956	112
2/2014	ME 3	ME 3	TR	123716	513085	742252	521568	4280	8
2/2014	ME 3	ME 3	TR	123776	513125	1387755	520005	15672	73
2/2014	ME 3	ME 3	TR	123777	510038	48639	521620	16118	326
2/2014	ME 3	ME 3	TR	123821	513085	742252	520026	38843	42
2/2014	ME 3	ME 3	TR	123821	513085	742252	520027	295956	208
2/2014	ME 3	ME 3	TR	123821	513085	742252	521620	16118	2,577
2/2014	ME 3	ME 3	TR	123830	513085	742252	521620	16118	3,203
2/2014	ME 3	ME 3	TR	123831	513085	742252	520005	15672	546
2/2014	ME 3	ME 3	TR	123832	513085	742252	520005	15672	59
2/2014	ME 3	ME 3	TR	123832	513085	742252	521010	40186	425
2/2014	ME 3	ME 3	TR	123832	513085	742252	521620	16118	2
2/2014	ME 3	ME 3	TR	123832	513085	742252	521626	40184	346
2/2014	ME 3	ME 3	TR	123834	513085	742252	520005	15672	57
2/2014	ME 3	ME 3	TR	123834	513085	742252	520027	295956	119
2/2014	ME 3	ME 3	TR	123834	513085	742252	521552	16265	42

**ANR Pipeline Company
 Transportation Services
 Fuel By Route Analysis**
VASCR351

 Reporting Year: *January - December 2014*
 Production Period: **02/2014**

<u>Production Period</u>	<u>Receipt Segment</u>	<u>Delivery Segment</u>	<u>Service Class</u>	<u>Svc Req Contract</u>	<u>Receipt Location</u>	<u>Receipt Loc Prop</u>	<u>Delivery Location</u>	<u>Delivery Loc Prop</u>	<u>Fuel Quantity</u>
2/2014	ME 3	ME 3	TR	123834	513085	742252	521620	16118	760
2/2014	ME 3	ME 3	TR	123938	513085	742252	520027	295956	267
2/2014	ME 3	ME 3	TR	123938	513085	742252	521092	4475	18
2/2014	ME 3	ME 3	TR	123938	513085	742252	521552	16265	20
2/2014	ME 3	ME 3	TR	123972	513085	742252	520005	15672	53
2/2014	ME 3	ME 3	TR	123979	513085	742252	520020	6470	8
2/2014	ME 3	ME 3	TR	123979	513085	742252	521620	16118	87
2/2014	ME 3	ME 3	TR	124019	513085	742252	520020	6470	91
2/2014	ME 3	ME 3	TR	124073	513085	742252	520020	6470	23
2/2014	ME 3	ME 3	TR	124073	513085	742252	521620	16118	29
	Segment								28,244
2/2014	ME 3	MI 7	TR	1700	505008	139236	505038	153808	15
2/2014	ME 3	MI 7	TR	15400	505032	139374	505038	153808	13
2/2014	ME 3	MI 7	TR	110884	513085	742252	505108	243097	658
2/2014	ME 3	MI 7	TR	110884	513085	742252	521008	11616	654
2/2014	ME 3	MI 7	TR	110884	513085	742252	521116	42078	2,938
2/2014	ME 3	MI 7	TR	110884	513085	742252	521622	110850	253
2/2014	ME 3	MI 7	TR	110885	510038	48639	521098	108641	2,313
2/2014	ME 3	MI 7	TR	110885	510038	48639	521116	42078	501
2/2014	ME 3	MI 7	TR	110885	510038	48639	521622	110850	127
2/2014	ME 3	MI 7	TR	110885	510038	48639	521962	139401	200
2/2014	ME 3	MI 7	TR	110885	513085	742252	521098	108641	1,845
2/2014	ME 3	MI 7	TR	110885	513085	742252	521116	42078	1,944
2/2014	ME 3	MI 7	TR	110885	513085	742252	521138	11680	17
2/2014	ME 3	MI 7	TR	110885	513085	742252	521622	110850	328
2/2014	ME 3	MI 7	TR	110885	513085	742252	521636	22992	444
2/2014	ME 3	MI 7	TR	110885	513085	742252	521670	40468	22
2/2014	ME 3	MI 7	TR	110885	513085	742252	521678	140834	237
2/2014	ME 3	MI 7	TR	110885	513085	742252	521948	4492	174
2/2014	ME 3	MI 7	TR	110885	513085	742252	521962	139401	315
2/2014	ME 3	MI 7	TR	110889	510038	48639	521074	40470	62
2/2014	ME 3	MI 7	TR	110889	510038	48639	521116	42078	67
2/2014	ME 3	MI 7	TR	110889	510038	48639	521138	11680	166

**ANR Pipeline Company
 Transportation Services
 Fuel By Route Analysis**

VASCR351

Reporting Year: *January - December 2014*
 Production Period: **02/2014**

<u>Production Period</u>	<u>Receipt Segment</u>	<u>Delivery Segment</u>	<u>Service Class</u>	<u>Svc Req Contract</u>	<u>Receipt Location</u>	<u>Receipt Loc Prop</u>	<u>Delivery Location</u>	<u>Delivery Loc Prop</u>	<u>Fuel Quantity</u>
2/2014	ME 3	MI 7	TR	110889	510038	48639	521144	11580	24
2/2014	ME 3	MI 7	TR	110889	510038	48639	521146	11785	189
2/2014	ME 3	MI 7	TR	110889	510038	48639	521636	22992	143
2/2014	ME 3	MI 7	TR	110889	510038	48639	521670	40468	11
2/2014	ME 3	MI 7	TR	110889	513085	742252	521074	40470	78
2/2014	ME 3	MI 7	TR	110889	513085	742252	521116	42078	81
2/2014	ME 3	MI 7	TR	110889	513085	742252	521138	11680	259
2/2014	ME 3	MI 7	TR	110889	513085	742252	521144	11580	29
2/2014	ME 3	MI 7	TR	110889	513085	742252	521146	11785	308
2/2014	ME 3	MI 7	TR	110889	513085	742252	521636	22992	74
2/2014	ME 3	MI 7	TR	110889	513085	742252	521670	40468	70
2/2014	ME 3	MI 7	TR	111288	505007	139235	505038	153808	7
2/2014	ME 3	MI 7	TR	113399	510038	48639	521080	138675	83
2/2014	ME 3	MI 7	TR	113399	510038	48639	521992	40419	174
2/2014	ME 3	MI 7	TR	113652	513085	742252	505108	243097	93
2/2014	ME 3	MI 7	TR	113652	513085	742252	510005	246067	825
2/2014	ME 3	MI 7	TR	113877	510038	48639	521074	40470	154
2/2014	ME 3	MI 7	TR	113877	510038	48639	521118	11578	20
2/2014	ME 3	MI 7	TR	113877	510038	48639	521142	40477	106
2/2014	ME 3	MI 7	TR	113878	510038	48639	521116	42078	18
2/2014	ME 3	MI 7	TR	113878	510038	48639	521118	11578	75
2/2014	ME 3	MI 7	TR	113878	510038	48639	521636	22992	136
2/2014	ME 3	MI 7	TR	113880	510038	48639	521074	40470	125
2/2014	ME 3	MI 7	TR	113880	510038	48639	521116	42078	4
2/2014	ME 3	MI 7	TR	113880	510038	48639	521118	11578	51
2/2014	ME 3	MI 7	TR	113880	510038	48639	521636	22992	36
2/2014	ME 3	MI 7	TR	113884	510038	48639	521074	40470	52
2/2014	ME 3	MI 7	TR	113884	510038	48639	521116	42078	40
2/2014	ME 3	MI 7	TR	113884	510038	48639	521118	11578	32
2/2014	ME 3	MI 7	TR	113884	510038	48639	521636	22992	137
2/2014	ME 3	MI 7	TR	113884	510038	48639	521670	40468	17
2/2014	ME 3	MI 7	TR	113886	510038	48639	521636	22992	56
2/2014	ME 3	MI 7	TR	113904	510038	48639	521116	42078	16

ANR Pipeline Company Transportation Services Fuel By Route Analysis

VASCR351

Reporting Year: *January - December 2014*
 Production Period: **02/2014**

<u>Production Period</u>	<u>Receipt Segment</u>	<u>Delivery Segment</u>	<u>Service Class</u>	<u>Svc Req Contract</u>	<u>Receipt Location</u>	<u>Receipt Loc Prop</u>	<u>Delivery Location</u>	<u>Delivery Loc Prop</u>	<u>Fuel Quantity</u>
2/2014	ME 3	MI 7	TR	113915	510038	48639	521074	40470	8
2/2014	ME 3	MI 7	TR	113915	510038	48639	521116	42078	54
2/2014	ME 3	MI 7	TR	113915	510038	48639	521118	11578	18
2/2014	ME 3	MI 7	TR	113915	510038	48639	521636	22992	144
2/2014	ME 3	MI 7	TR	113915	510038	48639	521670	40468	9
2/2014	ME 3	MI 7	TR	113915	510038	48639	521962	139401	1
2/2014	ME 3	MI 7	TR	113919	510038	48639	521074	40470	8
2/2014	ME 3	MI 7	TR	113919	510038	48639	521116	42078	48
2/2014	ME 3	MI 7	TR	113919	510038	48639	521118	11578	16
2/2014	ME 3	MI 7	TR	113919	510038	48639	521636	22992	128
2/2014	ME 3	MI 7	TR	113922	510038	48639	521116	42078	114
2/2014	ME 3	MI 7	TR	113922	510038	48639	521622	110850	12
2/2014	ME 3	MI 7	TR	113922	510038	48639	521636	22992	291
2/2014	ME 3	MI 7	TR	113930	510038	48639	521074	40470	225
2/2014	ME 3	MI 7	TR	113930	510038	48639	521670	40468	30
2/2014	ME 3	MI 7	TR	113933	510038	48639	521116	42078	3
2/2014	ME 3	MI 7	TR	113933	510038	48639	521636	22992	51
2/2014	ME 3	MI 7	TR	113933	510038	48639	521670	40468	63
2/2014	ME 3	MI 7	TR	113936	510038	48639	521116	42078	15
2/2014	ME 3	MI 7	TR	113936	510038	48639	521636	22992	35
2/2014	ME 3	MI 7	TR	113936	510038	48639	521670	40468	45
2/2014	ME 3	MI 7	TR	113937	510038	48639	521116	42078	54
2/2014	ME 3	MI 7	TR	113937	510038	48639	521636	22992	117
2/2014	ME 3	MI 7	TR	113937	510038	48639	521670	40468	46
2/2014	ME 3	MI 7	TR	113937	510038	48639	521962	139401	9
2/2014	ME 3	MI 7	TR	113944	510038	48639	521118	11578	14
2/2014	ME 3	MI 7	TR	113944	510038	48639	521636	22992	96
2/2014	ME 3	MI 7	TR	113944	510038	48639	521670	40468	24
2/2014	ME 3	MI 7	TR	113945	510038	48639	521118	11578	18
2/2014	ME 3	MI 7	TR	113945	510038	48639	521636	22992	110
2/2014	ME 3	MI 7	TR	113945	510038	48639	521670	40468	52
2/2014	ME 3	MI 7	TR	113945	510038	48639	521678	140834	10
2/2014	ME 3	MI 7	TR	113945	510038	48639	521962	139401	10

**ANR Pipeline Company
 Transportation Services
 Fuel By Route Analysis**

VASCR351

Reporting Year: *January - December 2014*
 Production Period: **02/2014**

<u>Production Period</u>	<u>Receipt Segment</u>	<u>Delivery Segment</u>	<u>Service Class</u>	<u>Svc Req Contract</u>	<u>Receipt Location</u>	<u>Receipt Loc Prop</u>	<u>Delivery Location</u>	<u>Delivery Loc Prop</u>	<u>Fuel Quantity</u>
2/2014	ME 3	MI 7	TR	113976	510038	48639	521636	22992	22
2/2014	ME 3	MI 7	TR	113976	510038	48639	521670	40468	12
2/2014	ME 3	MI 7	TR	113976	510038	48639	521962	139401	1
2/2014	ME 3	MI 7	TR	113987	510038	48639	521116	42078	286
2/2014	ME 3	MI 7	TR	113987	510038	48639	521118	11578	13
2/2014	ME 3	MI 7	TR	113987	510038	48639	521122	11751	33
2/2014	ME 3	MI 7	TR	113987	510038	48639	521124	11562	33
2/2014	ME 3	MI 7	TR	113987	510038	48639	521138	11680	33
2/2014	ME 3	MI 7	TR	113987	510038	48639	521636	22992	355
2/2014	ME 3	MI 7	TR	113987	510038	48639	521678	140834	1
2/2014	ME 3	MI 7	TR	113987	510038	48639	521962	139401	60
2/2014	ME 3	MI 7	TR	114015	510038	48639	521116	42078	156
2/2014	ME 3	MI 7	TR	114015	510038	48639	521636	22992	142
2/2014	ME 3	MI 7	TR	114015	510038	48639	521962	139401	7
2/2014	ME 3	MI 7	TR	118148	513085	742252	521074	40470	21
2/2014	ME 3	MI 7	TR	118148	513085	742252	521116	42078	41
2/2014	ME 3	MI 7	TR	118148	513085	742252	521118	11578	5
2/2014	ME 3	MI 7	TR	118148	513085	742252	521122	11751	4
2/2014	ME 3	MI 7	TR	118148	513085	742252	521124	11562	15
2/2014	ME 3	MI 7	TR	118148	513085	742252	521138	11680	7
2/2014	ME 3	MI 7	TR	118148	513085	742252	521142	40477	32
2/2014	ME 3	MI 7	TR	118148	513085	742252	521144	11580	15
2/2014	ME 3	MI 7	TR	118148	513085	742252	521152	11589	71
2/2014	ME 3	MI 7	TR	118148	513085	742252	521160	11590	21
2/2014	ME 3	MI 7	TR	118148	513085	742252	521604	150409	200
2/2014	ME 3	MI 7	TR	118148	513085	742252	521670	40468	9
2/2014	ME 3	MI 7	TR	118268	513085	742252	521118	11578	36
2/2014	ME 3	MI 7	TR	118268	513085	742252	521122	11751	30
2/2014	ME 3	MI 7	TR	118268	513085	742252	521124	11562	20
2/2014	ME 3	MI 7	TR	118268	513085	742252	521138	11680	36
2/2014	ME 3	MI 7	TR	118268	513085	742252	521160	11590	50
2/2014	ME 3	MI 7	TR	118268	513085	742252	521670	40468	50
2/2014	ME 3	MI 7	TR	118903	513085	742252	521116	42078	11,774

ANR Pipeline Company Transportation Services Fuel By Route Analysis

VASCR351

Reporting Year: *January - December 2014*
 Production Period: **02/2014**

<u>Production Period</u>	<u>Receipt Segment</u>	<u>Delivery Segment</u>	<u>Service Class</u>	<u>Svc Req Contract</u>	<u>Receipt Location</u>	<u>Receipt Loc Prop</u>	<u>Delivery Location</u>	<u>Delivery Loc Prop</u>	<u>Fuel Quantity</u>
2/2014	ME 3	MI 7	TR	120095	513085	742252	521932	138744	60
2/2014	ME 3	MI 7	TR	120802	510038	48639	505038	153808	22
2/2014	ME 3	MI 7	TR	120802	510038	48639	521636	22992	76
2/2014	ME 3	MI 7	TR	120802	513085	742252	505038	153808	10
2/2014	ME 3	MI 7	TR	120802	513085	742252	521636	22992	457
2/2014	ME 3	MI 7	TR	120903	513085	742252	523008	312117	380
2/2014	ME 3	MI 7	TR	120953	510038	48639	505038	153808	1,552
2/2014	ME 3	MI 7	TR	120953	510038	48639	521116	42078	940
2/2014	ME 3	MI 7	TR	120953	510038	48639	521138	11680	21
2/2014	ME 3	MI 7	TR	120953	510038	48639	521932	138744	19
2/2014	ME 3	MI 7	TR	121075	510008	38224	505038	153808	51
2/2014	ME 3	MI 7	TR	121075	510008	38224	521116	42078	45
2/2014	ME 3	MI 7	TR	121086	513085	742252	505108	243097	357
2/2014	ME 3	MI 7	TR	121099	513085	742252	505038	153808	162
2/2014	ME 3	MI 7	TR	122694	513085	742252	521016	4196	896
2/2014	ME 3	MI 7	TR	122694	513085	742252	521080	138675	448
2/2014	ME 3	MI 7	TR	122694	513085	742252	521116	42078	1,904
2/2014	ME 3	MI 7	TR	122694	513085	742252	521624	4375	112
2/2014	ME 3	MI 7	TR	122837	513085	742252	521030	282436	3,675
2/2014	ME 3	MI 7	TR	122977	510008	38224	505038	153808	40
2/2014	ME 3	MI 7	TR	122977	510008	38224	505108	243097	44
2/2014	ME 3	MI 7	TR	123137	505012	139240	505038	153808	314
2/2014	ME 3	MI 7	TR	123288	513085	742252	523008	312117	124
2/2014	ME 3	MI 7	TR	123291	513085	742252	505038	153808	119
2/2014	ME 3	MI 7	TR	123291	513085	742252	523008	312117	717
2/2014	ME 3	MI 7	TR	123294	513085	742252	505038	153808	66
2/2014	ME 3	MI 7	TR	123294	513085	742252	523008	312117	311
2/2014	ME 3	MI 7	TR	123302	513085	742252	521116	42078	36
2/2014	ME 3	MI 7	TR	123597	510008	38224	521948	4492	25
2/2014	ME 3	MI 7	TR	123776	513125	1387755	505038	153808	766
2/2014	ME 3	MI 7	TR	123776	513125	1387755	521014	153852	200
2/2014	ME 3	MI 7	TR	123776	513125	1387755	521116	42078	3,723
2/2014	ME 3	MI 7	TR	123776	513125	1387755	521622	110850	111

**ANR Pipeline Company
 Transportation Services
 Fuel By Route Analysis**

VASCR351

Reporting Year: *January - December 2014*
 Production Period: **02/2014**

<u>Production Period</u>	<u>Receipt Segment</u>	<u>Delivery Segment</u>	<u>Service Class</u>	<u>Svc Req Contract</u>	<u>Receipt Location</u>	<u>Receipt Loc Prop</u>	<u>Delivery Location</u>	<u>Delivery Loc Prop</u>	<u>Fuel Quantity</u>
2/2014	ME 3	MI 7	TR	123777	510038	48639	521014	153852	222
2/2014	ME 3	MI 7	TR	123777	513125	1387755	521014	153852	183
2/2014	ME 3	MI 7	TR	123818	513085	742252	521116	42078	336
2/2014	ME 3	MI 7	TR	123818	513085	742252	521604	150409	672
2/2014	ME 3	MI 7	TR	123818	513085	742252	521636	22992	1,456
2/2014	ME 3	MI 7	TR	123818	513085	742252	521962	139401	672
2/2014	ME 3	MI 7	TR	123819	513085	742252	521116	42078	112
2/2014	ME 3	MI 7	TR	123819	513085	742252	521604	150409	237
2/2014	ME 3	MI 7	TR	123819	513085	742252	521622	110850	2,780
2/2014	ME 3	MI 7	TR	123830	513085	742252	505108	243097	748
2/2014	ME 3	MI 7	TR	123830	513085	742252	521622	110850	896
2/2014	ME 3	MI 7	TR	123830	513085	742252	521636	22992	248
2/2014	ME 3	MI 7	TR	123831	513085	742252	521116	42078	2,219
2/2014	ME 3	MI 7	TR	123831	513085	742252	521118	11578	22
2/2014	ME 3	MI 7	TR	123831	513085	742252	521122	11751	11
2/2014	ME 3	MI 7	TR	123831	513085	742252	521124	11562	6
2/2014	ME 3	MI 7	TR	123831	513085	742252	521138	11680	11
2/2014	ME 3	MI 7	TR	123831	513085	742252	521604	150409	999
2/2014	ME 3	MI 7	TR	123831	513085	742252	521622	110850	2,016
2/2014	ME 3	MI 7	TR	123831	513085	742252	521670	40468	6
2/2014	ME 3	MI 7	TR	123831	513085	742252	521962	139401	226
2/2014	ME 3	MI 7	TR	123832	513085	742252	505108	243097	34
2/2014	ME 3	MI 7	TR	123832	513085	742252	521008	11616	402
2/2014	ME 3	MI 7	TR	123832	513085	742252	521016	4196	62
2/2014	ME 3	MI 7	TR	123832	513085	742252	521074	40470	18
2/2014	ME 3	MI 7	TR	123832	513085	742252	521080	138675	10
2/2014	ME 3	MI 7	TR	123832	513085	742252	521116	42078	3,499
2/2014	ME 3	MI 7	TR	123832	513085	742252	521118	11578	95
2/2014	ME 3	MI 7	TR	123832	513085	742252	521120	11795	10
2/2014	ME 3	MI 7	TR	123832	513085	742252	521122	11751	14
2/2014	ME 3	MI 7	TR	123832	513085	742252	521124	11562	2
2/2014	ME 3	MI 7	TR	123832	513085	742252	521138	11680	2
2/2014	ME 3	MI 7	TR	123832	513085	742252	521140	11749	23

ANR Pipeline Company Transportation Services Fuel By Route Analysis

VASCR351

Reporting Year: *January - December 2014*
 Production Period: **02/2014**

<u>Production Period</u>	<u>Receipt Segment</u>	<u>Delivery Segment</u>	<u>Service Class</u>	<u>Svc Req Contract</u>	<u>Receipt Location</u>	<u>Receipt Loc Prop</u>	<u>Delivery Location</u>	<u>Delivery Loc Prop</u>	<u>Fuel Quantity</u>
2/2014	ME 3	MI 7	TR	123832	513085	742252	521142	40477	24
2/2014	ME 3	MI 7	TR	123832	513085	742252	521144	11580	3
2/2014	ME 3	MI 7	TR	123832	513085	742252	521152	11589	16
2/2014	ME 3	MI 7	TR	123832	513085	742252	521160	11590	24
2/2014	ME 3	MI 7	TR	123832	513085	742252	521162	11748	32
2/2014	ME 3	MI 7	TR	123832	513085	742252	521636	22992	22
2/2014	ME 3	MI 7	TR	123832	513085	742252	521670	40468	48
2/2014	ME 3	MI 7	TR	123832	513085	742252	521948	4492	23
2/2014	ME 3	MI 7	TR	123832	513085	742252	521962	139401	162
2/2014	ME 3	MI 7	TR	123834	513085	742252	511136	277072	54
2/2014	ME 3	MI 7	TR	123834	513085	742252	521116	42078	133
2/2014	ME 3	MI 7	TR	123834	513085	742252	521118	11578	63
2/2014	ME 3	MI 7	TR	123834	513085	742252	521146	11785	27
2/2014	ME 3	MI 7	TR	123834	513085	742252	521622	110850	572
2/2014	ME 3	MI 7	TR	123834	513085	742252	521636	22992	311
2/2014	ME 3	MI 7	TR	123834	513085	742252	521670	40468	72
2/2014	ME 3	MI 7	TR	123889	513085	742252	521622	110850	3,024
2/2014	ME 3	MI 7	TR	123972	513085	742252	521636	22992	56
2/2014	ME 3	MI 7	TR	123972	513085	742252	521670	40468	32
2/2014	ME 3	MI 7	TR	123979	510008	38224	505038	153808	43
2/2014	ME 3	MI 7	TR	123979	513085	742252	505038	153808	45
2/2014	ME 3	MI 7	TR	123979	513085	742252	505108	243097	561
2/2014	ME 3	MI 7	TR	123979	513085	742252	521008	11616	46
2/2014	ME 3	MI 7	TR	123979	513085	742252	521116	42078	2,157
2/2014	ME 3	MI 7	TR	123979	513085	742252	521622	110850	336
2/2014	ME 3	MI 7	TR	124001	513085	742252	505108	243097	604
2/2014	ME 3	MI 7	TR	124001	513085	742252	510005	246067	508
2/2014	ME 3	MI 7	TR	124001	513085	742252	521116	42078	87
2/2014	ME 3	MI 7	TR	124002	513085	742252	505108	243097	1,306
2/2014	ME 3	MI 7	TR	124002	513085	742252	510005	246067	1,349
2/2014	ME 3	MI 7	TR	124002	513085	742252	521116	42078	519
2/2014	ME 3	MI 7	TR	124008	510008	38224	505038	153808	212
2/2014	ME 3	MI 7	TR	124008	510008	38224	505108	243097	176

**ANR Pipeline Company
 Transportation Services
 Fuel By Route Analysis**
VASCR351

 Reporting Year: *January - December 2014*
 Production Period: **02/2014**

<u>Production Period</u>	<u>Receipt Segment</u>	<u>Delivery Segment</u>	<u>Service Class</u>	<u>Svc Req Contract</u>	<u>Receipt Location</u>	<u>Receipt Loc Prop</u>	<u>Delivery Location</u>	<u>Delivery Loc Prop</u>	<u>Fuel Quantity</u>
2/2014	ME 3	MI 7	TR	124008	513085	742252	505108	243097	257
2/2014	ME 3	MI 7	TR	124008	513085	742252	521116	42078	573
2/2014	ME 3	MI 7	TR	124010	513085	742252	505038	153808	296
2/2014	ME 3	MI 7	TR	124010	513085	742252	510005	246067	57
2/2014	ME 3	MI 7	TR	124010	513085	742252	521008	11616	212
2/2014	ME 3	MI 7	TR	124010	513085	742252	521016	4196	34
2/2014	ME 3	MI 7	TR	124010	513085	742252	521030	282436	18
2/2014	ME 3	MI 7	TR	124010	513085	742252	521116	42078	1,458
2/2014	ME 3	MI 7	TR	124010	513085	742252	521622	110850	3
2/2014	ME 3	MI 7	TR	124010	513085	742252	521624	4375	224
2/2014	ME 3	MI 7	TR	124010	513085	742252	521932	138744	360
2/2014	ME 3	MI 7	TR	124013	513085	742252	510005	246067	208
2/2014	ME 3	MI 7	TR	124013	513085	742252	521116	42078	2,557
2/2014	ME 3	MI 7	TR	124019	510008	38224	505038	153808	11
2/2014	ME 3	MI 7	TR	124019	513085	742252	505038	153808	35
2/2014	ME 3	MI 7	TR	124019	513085	742252	505108	243097	93
2/2014	ME 3	MI 7	TR	124019	513085	742252	521008	11616	224
2/2014	ME 3	MI 7	TR	124019	513085	742252	521116	42078	114
2/2014	ME 3	MI 7	TR	124020	513085	742252	521116	42078	786
2/2014	ME 3	MI 7	TR	124049	513085	742252	505108	243097	146
2/2014	ME 3	MI 7	TR	124049	513085	742252	510005	246067	357
2/2014	ME 3	MI 7	TR	124049	513085	742252	521116	42078	675
2/2014	ME 3	MI 7	TR	124073	510008	38224	505038	153808	75
2/2014	ME 3	MI 7	TR	124073	513085	742252	505038	153808	173
2/2014	ME 3	MI 7	TR	124073	513085	742252	505108	243097	57
2/2014	ME 3	MI 7	TR	124073	513085	742252	521008	11616	477
2/2014	ME 3	MI 7	TR	124073	513085	742252	521116	42078	167
2/2014	ME 3	MI 7	TR	124073	513085	742252	521622	110850	84
2/2014	ME 3	MI 7	TS	120642	521528	4351	505038	153808	57
	Segment								90,752
2/2014	ME 3	WI 7	TR	113399	510038	48639	521172	28846	1,089
2/2014	ME 3	WI 7	TR	113399	510038	48639	521250	28841	2,147
2/2014	ME 3	WI 7	TR	120953	510038	48639	510033	28873	68

**ANR Pipeline Company
 Transportation Services
 Fuel By Route Analysis**
VASCR351

 Reporting Year: *January - December 2014*
 Production Period: **02/2014**

<u>Production Period</u>	<u>Receipt Segment</u>	<u>Delivery Segment</u>	<u>Service Class</u>	<u>Svc Req Contract</u>	<u>Receipt Location</u>	<u>Receipt Loc Prop</u>	<u>Delivery Location</u>	<u>Delivery Loc Prop</u>	<u>Fuel Quantity</u>
2/2014	ME 3	W1 7	TR	120953	510038	48639	521172	28846	26
2/2014	ME 3	W1 7	TR	120953	510038	48639	523032	384134	95
2/2014	ME 3	W1 7	TR	120953	510038	48639	523034	384136	138
2/2014	ME 3	W1 7	TR	123832	513085	742252	521610	261574	624
2/2014	ME 3	W1 7	TR	123832	513085	742252	521784	28720	1
2/2014	ME 3	W1 7	TR	124010	513085	742252	521172	28846	206
2/2014	ME 3	W1 7	TR	124010	513085	742252	521250	28841	1,004
Segment									5,398
2/2014	MI 7	ME 3	TR	1700	505038	153808	505008	139236	178
2/2014	MI 7	ME 3	TR	15400	505038	153808	505032	139374	54
2/2014	MI 7	ME 3	TR	15400	505038	153808	521534	138745	204
2/2014	MI 7	ME 3	TR	109718	505038	153808	520005	15672	1,929
2/2014	MI 7	ME 3	TR	109956	511136	277072	521638	153767	189
2/2014	MI 7	ME 3	TR	110885	505038	153808	520018	22986	2
2/2014	MI 7	ME 3	TR	110885	505038	153808	521010	40186	20
2/2014	MI 7	ME 3	TR	110885	505038	153808	521528	4351	11
2/2014	MI 7	ME 3	TR	110885	505038	153808	521530	4274	1
2/2014	MI 7	ME 3	TR	110885	505038	153808	521572	40455	24
2/2014	MI 7	ME 3	TR	110885	505038	153808	521620	16118	5
2/2014	MI 7	ME 3	TR	110885	511136	277072	520018	22986	17
2/2014	MI 7	ME 3	TR	110885	511136	277072	520027	295956	12
2/2014	MI 7	ME 3	TR	110885	511136	277072	521010	40186	75
2/2014	MI 7	ME 3	TR	110885	511136	277072	521528	4351	11
2/2014	MI 7	ME 3	TR	110885	511136	277072	521530	4274	1
2/2014	MI 7	ME 3	TR	110885	511136	277072	521572	40455	14
2/2014	MI 7	ME 3	TR	110885	511136	277072	521620	16118	1
2/2014	MI 7	ME 3	TR	110885	511136	277072	521626	40184	16
2/2014	MI 7	ME 3	TR	111116	505038	153808	521010	40186	8
2/2014	MI 7	ME 3	TR	111116	505038	153808	521092	4475	4
2/2014	MI 7	ME 3	TR	111116	505038	153808	521528	4351	1
2/2014	MI 7	ME 3	TR	111116	505038	153808	521540	4223	1
2/2014	MI 7	ME 3	TR	111116	505038	153808	521620	16118	17
2/2014	MI 7	ME 3	TR	111116	505038	153808	521626	40184	57

**ANR Pipeline Company
 Transportation Services
 Fuel By Route Analysis**
VASCR351

 Reporting Year: *January - December 2014*
 Production Period: **02/2014**

<u>Production Period</u>	<u>Receipt Segment</u>	<u>Delivery Segment</u>	<u>Service Class</u>	<u>Svc Req Contract</u>	<u>Receipt Location</u>	<u>Receipt Loc Prop</u>	<u>Delivery Location</u>	<u>Delivery Loc Prop</u>	<u>Fuel Quantity</u>
2/2014	MI 7	ME 3	TR	111288	505038	153808	505007	139235	65
2/2014	MI 7	ME 3	TR	111415	505038	153808	521626	40184	94
2/2014	MI 7	ME 3	TR	111481	505038	153808	521010	40186	143
2/2014	MI 7	ME 3	TR	111481	505038	153808	521092	4475	9
2/2014	MI 7	ME 3	TR	111481	505038	153808	521540	4223	2
2/2014	MI 7	ME 3	TR	111481	505038	153808	521620	16118	21
2/2014	MI 7	ME 3	TR	111481	505038	153808	521626	40184	533
2/2014	MI 7	ME 3	TR	111481	511136	277072	521010	40186	21
2/2014	MI 7	ME 3	TR	111481	511136	277072	521626	40184	41
2/2014	MI 7	ME 3	TR	111719	505038	153808	520018	22986	9
2/2014	MI 7	ME 3	TR	111719	505038	153808	521010	40186	204
2/2014	MI 7	ME 3	TR	111719	505038	153808	521620	16118	6
2/2014	MI 7	ME 3	TR	111719	505038	153808	521626	40184	24
2/2014	MI 7	ME 3	TR	111928	505108	243097	521552	16265	1
2/2014	MI 7	ME 3	TR	111928	510005	246067	521552	16265	1
2/2014	MI 7	ME 3	TR	111928	510005	246067	521620	16118	51
2/2014	MI 7	ME 3	TR	111928	511158	48644	521552	16265	8
2/2014	MI 7	ME 3	TR	111928	511158	48644	521620	16118	14
2/2014	MI 7	ME 3	TR	112835	505038	153808	505238	174721	319
2/2014	MI 7	ME 3	TR	112835	505038	153808	505564	1389346	200
2/2014	MI 7	ME 3	TR	112835	505038	153808	520015	108796	64
2/2014	MI 7	ME 3	TR	112835	505038	153808	520018	22986	42
2/2014	MI 7	ME 3	TR	112835	505038	153808	520027	295956	60
2/2014	MI 7	ME 3	TR	112835	505038	153808	521010	40186	200
2/2014	MI 7	ME 3	TR	112835	505038	153808	521092	4475	50
2/2014	MI 7	ME 3	TR	112835	505038	153808	521528	4351	29
2/2014	MI 7	ME 3	TR	112835	505038	153808	521534	138745	21
2/2014	MI 7	ME 3	TR	112835	505038	153808	521540	4223	36
2/2014	MI 7	ME 3	TR	112835	505038	153808	521552	16265	49
2/2014	MI 7	ME 3	TR	112835	505038	153808	521620	16118	27
2/2014	MI 7	ME 3	TR	112835	505038	153808	521626	40184	141
2/2014	MI 7	ME 3	TR	112835	511136	277072	505238	174721	77
2/2014	MI 7	ME 3	TR	112835	511136	277072	505564	1389346	39

**ANR Pipeline Company
 Transportation Services
 Fuel By Route Analysis**
VASCR351

 Reporting Year: *January - December 2014*
 Production Period: **02/2014**

<u>Production Period</u>	<u>Receipt Segment</u>	<u>Delivery Segment</u>	<u>Service Class</u>	<u>Svc Req Contract</u>	<u>Receipt Location</u>	<u>Receipt Loc Prop</u>	<u>Delivery Location</u>	<u>Delivery Loc Prop</u>	<u>Fuel Quantity</u>
2/2014	MI 7	ME 3	TR	112835	511136	277072	520015	108796	14
2/2014	MI 7	ME 3	TR	112835	511136	277072	520018	22986	3
2/2014	MI 7	ME 3	TR	112835	511136	277072	520027	295956	14
2/2014	MI 7	ME 3	TR	112835	511136	277072	521010	40186	41
2/2014	MI 7	ME 3	TR	112835	511136	277072	521092	4475	4
2/2014	MI 7	ME 3	TR	112835	511136	277072	521528	4351	2
2/2014	MI 7	ME 3	TR	112835	511136	277072	521534	138745	3
2/2014	MI 7	ME 3	TR	112835	511136	277072	521540	4223	7
2/2014	MI 7	ME 3	TR	112835	511136	277072	521552	16265	20
2/2014	MI 7	ME 3	TR	112835	511136	277072	521626	40184	11
2/2014	MI 7	ME 3	TR	113120	505038	153808	505564	1389346	9
2/2014	MI 7	ME 3	TR	113120	505038	153808	520018	22986	5
2/2014	MI 7	ME 3	TR	113120	505038	153808	520027	295956	5
2/2014	MI 7	ME 3	TR	113120	505038	153808	521010	40186	318
2/2014	MI 7	ME 3	TR	113120	505038	153808	521092	4475	4
2/2014	MI 7	ME 3	TR	113120	505038	153808	521552	16265	7
2/2014	MI 7	ME 3	TR	113120	505038	153808	521620	16118	16
2/2014	MI 7	ME 3	TR	113120	505038	153808	521626	40184	1,066
2/2014	MI 7	ME 3	TR	113120	511136	277072	521010	40186	27
2/2014	MI 7	ME 3	TR	113682	505038	153808	520026	38843	36
2/2014	MI 7	ME 3	TR	114746	505038	153808	520005	15672	9
2/2014	MI 7	ME 3	TR	118088	505038	153808	520005	15672	34
2/2014	MI 7	ME 3	TR	118148	511136	277072	521620	16118	1
2/2014	MI 7	ME 3	TR	119817	505108	243097	521620	16118	20
2/2014	MI 7	ME 3	TR	119817	510005	246067	521620	16118	63
2/2014	MI 7	ME 3	TR	119817	511136	277072	520005	15672	84
2/2014	MI 7	ME 3	TR	119817	511136	277072	521552	16265	1
2/2014	MI 7	ME 3	TR	119817	511136	277072	521620	16118	17
2/2014	MI 7	ME 3	TR	119817	511136	277072	521626	40184	4
2/2014	MI 7	ME 3	TR	119817	513022	338686	521552	16265	1
2/2014	MI 7	ME 3	TR	119817	513022	338686	521620	16118	37
2/2014	MI 7	ME 3	TR	119990	505038	153808	521626	40184	10
2/2014	MI 7	ME 3	TR	120802	505038	153808	521620	16118	3

**ANR Pipeline Company
 Transportation Services
 Fuel By Route Analysis**
VASCR351

 Reporting Year: *January - December 2014*
 Production Period: **02/2014**

<u>Production Period</u>	<u>Receipt Segment</u>	<u>Delivery Segment</u>	<u>Service Class</u>	<u>Svc Req Contract</u>	<u>Receipt Location</u>	<u>Receipt Loc Prop</u>	<u>Delivery Location</u>	<u>Delivery Loc Prop</u>	<u>Fuel Quantity</u>
2/2014	MI 7	ME 3	TR	120953	505038	153808	521620	16118	5
2/2014	MI 7	ME 3	TR	121075	505038	153808	521620	16118	70
2/2014	MI 7	ME 3	TR	121075	511158	48644	521620	16118	71
2/2014	MI 7	ME 3	TR	122029	505038	153808	521010	40186	664
2/2014	MI 7	ME 3	TR	122029	505038	153808	521626	40184	188
2/2014	MI 7	ME 3	TR	122029	511136	277072	521010	40186	185
2/2014	MI 7	ME 3	TR	123136	505038	153808	520027	295956	8
2/2014	MI 7	ME 3	TR	123137	505038	153808	505012	139240	3,106
2/2014	MI 7	ME 3	TR	123137	505038	153808	520027	295956	17
2/2014	MI 7	ME 3	TR	123269	510005	246067	521638	153767	56
2/2014	MI 7	ME 3	TR	123273	505038	153808	521620	16118	13
2/2014	MI 7	ME 3	TR	123288	505038	153808	521620	16118	830
2/2014	MI 7	ME 3	TR	123288	511136	277072	521620	16118	76
2/2014	MI 7	ME 3	TR	123291	505038	153808	520026	38843	90
2/2014	MI 7	ME 3	TR	123291	505038	153808	521552	16265	1
2/2014	MI 7	ME 3	TR	123291	505038	153808	521620	16118	239
2/2014	MI 7	ME 3	TR	123294	505038	153808	521620	16118	152
2/2014	MI 7	ME 3	TR	123324	505038	153808	521626	40184	6
2/2014	MI 7	ME 3	TR	123325	505038	153808	521626	40184	2
2/2014	MI 7	ME 3	TR	123336	505038	153808	521626	40184	1
2/2014	MI 7	ME 3	TR	123353	505038	153808	521626	40184	56
2/2014	MI 7	ME 3	TR	123407	505038	153808	521626	40184	31
2/2014	MI 7	ME 3	TR	123417	505038	153808	521626	40184	3
2/2014	MI 7	ME 3	TR	123489	505038	153808	521626	40184	68
2/2014	MI 7	ME 3	TR	123490	505038	153808	521626	40184	4
2/2014	MI 7	ME 3	TR	123544	505038	153808	520027	295956	6
2/2014	MI 7	ME 3	TR	123544	505038	153808	521626	40184	1
2/2014	MI 7	ME 3	TR	123821	505038	153808	520027	295956	10
2/2014	MI 7	ME 3	TR	123821	505038	153808	521620	16118	207
2/2014	MI 7	ME 3	TR	123821	505108	243097	521620	16118	584
2/2014	MI 7	ME 3	TR	123821	510005	246067	521620	16118	120
2/2014	MI 7	ME 3	TR	123821	511128	139396	521620	16118	34
2/2014	MI 7	ME 3	TR	123821	511136	277072	521620	16118	109

ANR Pipeline Company Transportation Services Fuel By Route Analysis

VASCR351

Reporting Year: *January - December 2014*
 Production Period: **02/2014**

<u>Production Period</u>	<u>Receipt Segment</u>	<u>Delivery Segment</u>	<u>Service Class</u>	<u>Svc Req Contract</u>	<u>Receipt Location</u>	<u>Receipt Loc Prop</u>	<u>Delivery Location</u>	<u>Delivery Loc Prop</u>	<u>Fuel Quantity</u>
2/2014	MI 7	ME 3	TR	123923	510005	246067	521620	16118	12
2/2014	MI 7	ME 3	TR	123959	505108	243097	521620	16118	11
2/2014	MI 7	ME 3	TR	123962	511136	277072	520005	15672	102
2/2014	MI 7	ME 3	TR	123962	511136	277072	520027	295956	2
2/2014	MI 7	ME 3	TR	123962	511136	277072	521552	16265	1
2/2014	MI 7	ME 3	TR	123962	511136	277072	521620	16118	19
2/2014	MI 7	ME 3	TR	123972	511128	139396	521620	16118	3
2/2014	MI 7	ME 3	TR	123972	511136	277072	520005	15672	119
2/2014	MI 7	ME 3	TR	123972	511136	277072	521620	16118	2
2/2014	MI 7	ME 3	TR	123979	505038	153808	521620	16118	13
2/2014	MI 7	ME 3	TR	124019	505038	153808	521620	16118	19
2/2014	MI 7	ME 3	TS	109138	505038	153808	505011	139239	83
2/2014	MI 7	ME 3	TS	109145	505038	153808	521560	4481	7
2/2014	MI 7	ME 3	TS	109157	505038	153808	505010	139238	10
2/2014	MI 7	ME 3	TS	109190	505038	153808	505009	139237	48
2/2014	MI 7	ME 3	TS	120642	505038	153808	521528	4351	17
	Segment								14,830
2/2014	MI 7	MI 7	TR	750	505038	153808	521116	42078	25
2/2014	MI 7	MI 7	TR	1800	505038	153808	505108	243097	18
2/2014	MI 7	MI 7	TR	1800	505038	153808	521932	138744	54
2/2014	MI 7	MI 7	TR	104405	505038	153808	521008	11616	392
2/2014	MI 7	MI 7	TR	107784	505038	153808	523025	338685	15
2/2014	MI 7	MI 7	TR	107877	513022	338686	505038	153808	21
2/2014	MI 7	MI 7	TR	107897	510005	246067	505038	153808	81
2/2014	MI 7	MI 7	TR	107897	511136	277072	505038	153808	20
2/2014	MI 7	MI 7	TR	107897	513022	338686	505038	153808	22
2/2014	MI 7	MI 7	TR	107898	505038	153808	521008	11616	314
2/2014	MI 7	MI 7	TR	108014	505038	153808	523025	338685	8
2/2014	MI 7	MI 7	TR	108179	505108	243097	505038	153808	9
2/2014	MI 7	MI 7	TR	108283	505038	153808	505038	153808	23
2/2014	MI 7	MI 7	TR	108283	505038	153808	521008	11616	33
2/2014	MI 7	MI 7	TR	108283	505038	153808	521016	4196	63
2/2014	MI 7	MI 7	TR	108283	505038	153808	521116	42078	36

ANR Pipeline Company Transportation Services Fuel By Route Analysis

VASCR351

Reporting Year: *January - December 2014*
 Production Period: **02/2014**

<u>Production Period</u>	<u>Receipt Segment</u>	<u>Delivery Segment</u>	<u>Service Class</u>	<u>Svc Req Contract</u>	<u>Receipt Location</u>	<u>Receipt Loc Prop</u>	<u>Delivery Location</u>	<u>Delivery Loc Prop</u>	<u>Fuel Quantity</u>
2/2014	MI 7	MI 7	TR	108283	505038	153808	521118	11578	21
2/2014	MI 7	MI 7	TR	108283	505038	153808	521122	11751	12
2/2014	MI 7	MI 7	TR	108283	505038	153808	521124	11562	9
2/2014	MI 7	MI 7	TR	108283	505038	153808	521138	11680	12
2/2014	MI 7	MI 7	TR	108283	505038	153808	521670	40468	6
2/2014	MI 7	MI 7	TR	108283	505038	153808	521932	138744	31
2/2014	MI 7	MI 7	TR	108283	510005	246067	505038	153808	11
2/2014	MI 7	MI 7	TR	108283	510005	246067	521116	42078	22
2/2014	MI 7	MI 7	TR	108283	511158	48644	505038	153808	22
2/2014	MI 7	MI 7	TR	108288	505038	153808	505038	153808	5
2/2014	MI 7	MI 7	TR	108288	505038	153808	521116	42078	5
2/2014	MI 7	MI 7	TR	108288	505038	153808	521932	138744	2
2/2014	MI 7	MI 7	TR	108288	511158	48644	505038	153808	5
2/2014	MI 7	MI 7	TR	109014	505038	153808	505131	295958	728
2/2014	MI 7	MI 7	TR	109014	505038	153808	521016	4196	1,075
2/2014	MI 7	MI 7	TR	109014	505038	153808	523059	703495	1,140
2/2014	MI 7	MI 7	TR	109014	505131	295958	505038	153808	769
2/2014	MI 7	MI 7	TR	109023	505038	153808	523059	703495	885
2/2014	MI 7	MI 7	TR	109182	505038	153808	521116	42078	2
2/2014	MI 7	MI 7	TR	109183	505038	153808	505038	153808	7
2/2014	MI 7	MI 7	TR	109183	505038	153808	521116	42078	7
2/2014	MI 7	MI 7	TR	109183	511158	48644	505038	153808	7
2/2014	MI 7	MI 7	TR	109222	505038	153808	523025	338685	91
2/2014	MI 7	MI 7	TR	109511	511144	48642	521008	11616	187
2/2014	MI 7	MI 7	TR	109595	505038	153808	505019	139251	237
2/2014	MI 7	MI 7	TR	109920	511136	277072	505019	139251	28
2/2014	MI 7	MI 7	TR	109920	511162	153853	505019	139251	308
2/2014	MI 7	MI 7	TR	109920	511162	153853	521116	42078	339
2/2014	MI 7	MI 7	TR	109920	511162	153853	521604	150409	170
2/2014	MI 7	MI 7	TR	109920	511162	153853	521622	110850	108
2/2014	MI 7	MI 7	TR	109974	511136	277072	505038	153808	79
2/2014	MI 7	MI 7	TR	110019	505038	153808	505018	139250	1,697
2/2014	MI 7	MI 7	TR	110019	505038	153808	521636	22992	9

**ANR Pipeline Company
 Transportation Services
 Fuel By Route Analysis**

VASCR351

Reporting Year: *January - December 2014*
 Production Period: **02/2014**

<u>Production Period</u>	<u>Receipt Segment</u>	<u>Delivery Segment</u>	<u>Service Class</u>	<u>Svc Req Contract</u>	<u>Receipt Location</u>	<u>Receipt Loc Prop</u>	<u>Delivery Location</u>	<u>Delivery Loc Prop</u>	<u>Fuel Quantity</u>
2/2014	MI 7	MI 7	TR	110020	505038	153808	505031	139371	9
2/2014	MI 7	MI 7	TR	110022	505038	153808	505034	139384	70
2/2014	MI 7	MI 7	TR	110022	505038	153808	521636	22992	133
2/2014	MI 7	MI 7	TR	110285	505038	153808	521948	4492	89
2/2014	MI 7	MI 7	TR	110407	505038	153808	521116	42078	2
2/2014	MI 7	MI 7	TR	110884	505038	153808	505108	243097	191
2/2014	MI 7	MI 7	TR	110884	505038	153808	521008	11616	2
2/2014	MI 7	MI 7	TR	110884	505038	153808	521622	110850	19
2/2014	MI 7	MI 7	TR	110884	511158	48644	505108	243097	470
2/2014	MI 7	MI 7	TR	110885	505038	153808	510005	246067	40
2/2014	MI 7	MI 7	TR	110885	505038	153808	511136	277072	9
2/2014	MI 7	MI 7	TR	110885	505038	153808	521098	108641	29
2/2014	MI 7	MI 7	TR	110885	505038	153808	521116	42078	157
2/2014	MI 7	MI 7	TR	110885	505038	153808	521118	11578	98
2/2014	MI 7	MI 7	TR	110885	505038	153808	521122	11751	35
2/2014	MI 7	MI 7	TR	110885	505038	153808	521124	11562	38
2/2014	MI 7	MI 7	TR	110885	505038	153808	521138	11680	25
2/2014	MI 7	MI 7	TR	110885	505038	153808	521162	11748	4
2/2014	MI 7	MI 7	TR	110885	505038	153808	521622	110850	48
2/2014	MI 7	MI 7	TR	110885	505038	153808	521636	22992	175
2/2014	MI 7	MI 7	TR	110885	505038	153808	521670	40468	40
2/2014	MI 7	MI 7	TR	110885	505038	153808	521690	40892	2
2/2014	MI 7	MI 7	TR	110885	505038	153808	521948	4492	2
2/2014	MI 7	MI 7	TR	110885	505038	153808	521962	139401	80
2/2014	MI 7	MI 7	TR	110885	505038	153808	523052	467243	8
2/2014	MI 7	MI 7	TR	110885	505108	243097	505038	153808	14
2/2014	MI 7	MI 7	TR	110885	505108	243097	521098	108641	2
2/2014	MI 7	MI 7	TR	110885	505108	243097	521118	11578	4
2/2014	MI 7	MI 7	TR	110885	505108	243097	521142	40477	38
2/2014	MI 7	MI 7	TR	110885	505108	243097	521636	22992	152
2/2014	MI 7	MI 7	TR	110885	505108	243097	521690	40892	2
2/2014	MI 7	MI 7	TR	110885	505108	243097	521948	4492	3
2/2014	MI 7	MI 7	TR	110885	505108	243097	521962	139401	1

**ANR Pipeline Company
 Transportation Services
 Fuel By Route Analysis**

VASCR351

Reporting Year: *January - December 2014*
 Production Period: **02/2014**

<u>Production Period</u>	<u>Receipt Segment</u>	<u>Delivery Segment</u>	<u>Service Class</u>	<u>Svc Req Contract</u>	<u>Receipt Location</u>	<u>Receipt Loc Prop</u>	<u>Delivery Location</u>	<u>Delivery Loc Prop</u>	<u>Fuel Quantity</u>
2/2014	MI 7	MI 7	TR	110885	511136	277072	521098	108641	57
2/2014	MI 7	MI 7	TR	110885	511136	277072	521138	11680	5
2/2014	MI 7	MI 7	TR	110885	511136	277072	521636	22992	233
2/2014	MI 7	MI 7	TR	110885	511136	277072	521670	40468	7
2/2014	MI 7	MI 7	TR	110885	511136	277072	521678	140834	23
2/2014	MI 7	MI 7	TR	110885	511136	277072	521690	40892	64
2/2014	MI 7	MI 7	TR	110885	511136	277072	521948	4492	8
2/2014	MI 7	MI 7	TR	110885	511136	277072	521962	139401	13
2/2014	MI 7	MI 7	TR	110889	505038	153808	521122	11751	102
2/2014	MI 7	MI 7	TR	110889	505038	153808	521124	11562	81
2/2014	MI 7	MI 7	TR	110889	505038	153808	521142	40477	140
2/2014	MI 7	MI 7	TR	110889	505038	153808	521690	40892	7
2/2014	MI 7	MI 7	TR	110889	505038	153808	523052	467243	173
2/2014	MI 7	MI 7	TR	110889	510005	246067	521118	11578	10
2/2014	MI 7	MI 7	TR	110889	510005	246067	521124	11562	1
2/2014	MI 7	MI 7	TR	110889	510005	246067	521144	11580	4
2/2014	MI 7	MI 7	TR	110889	511136	277072	521118	11578	231
2/2014	MI 7	MI 7	TR	110889	511136	277072	521124	11562	54
2/2014	MI 7	MI 7	TR	110889	511136	277072	521144	11580	93
2/2014	MI 7	MI 7	TR	110889	511136	277072	521624	4375	6
2/2014	MI 7	MI 7	TR	110889	511136	277072	521636	22992	12
2/2014	MI 7	MI 7	TR	110956	505038	153808	505108	243097	97
2/2014	MI 7	MI 7	TR	110956	505038	153808	521008	11616	1,653
2/2014	MI 7	MI 7	TR	110956	505038	153808	521080	138675	216
2/2014	MI 7	MI 7	TR	110956	505038	153808	521098	108641	20
2/2014	MI 7	MI 7	TR	110956	505038	153808	521116	42078	871
2/2014	MI 7	MI 7	TR	110956	505038	153808	521118	11578	241
2/2014	MI 7	MI 7	TR	110956	505038	153808	521144	11580	3
2/2014	MI 7	MI 7	TR	110956	505038	153808	521156	11572	4
2/2014	MI 7	MI 7	TR	110956	505038	153808	521622	110850	29
2/2014	MI 7	MI 7	TR	110956	505038	153808	521636	22992	2
2/2014	MI 7	MI 7	TR	110956	505038	153808	521932	138744	226
2/2014	MI 7	MI 7	TR	110956	505038	153808	521962	139401	3

**ANR Pipeline Company
 Transportation Services
 Fuel By Route Analysis**
VASCR351

 Reporting Year: *January - December 2014*
 Production Period: **02/2014**

<u>Production Period</u>	<u>Receipt Segment</u>	<u>Delivery Segment</u>	<u>Service Class</u>	<u>Svc Req Contract</u>	<u>Receipt Location</u>	<u>Receipt Loc Prop</u>	<u>Delivery Location</u>	<u>Delivery Loc Prop</u>	<u>Fuel Quantity</u>
2/2014	MI 7	MI 7	TR	110956	511136	277072	521116	42078	58
2/2014	MI 7	MI 7	TR	111061	505038	153808	505038	153808	7
2/2014	MI 7	MI 7	TR	111061	505038	153808	521116	42078	7
2/2014	MI 7	MI 7	TR	111061	511158	48644	505038	153808	7
2/2014	MI 7	MI 7	TR	111113	505038	153808	521158	11581	311
2/2014	MI 7	MI 7	TR	111113	505038	153808	521160	11590	141
2/2014	MI 7	MI 7	TR	111113	505038	153808	521670	40468	194
2/2014	MI 7	MI 7	TR	111113	505038	153808	521962	139401	48
2/2014	MI 7	MI 7	TR	111116	505038	153808	505108	243097	18
2/2014	MI 7	MI 7	TR	111116	505038	153808	521080	138675	23
2/2014	MI 7	MI 7	TR	111116	505038	153808	521138	11680	1
2/2014	MI 7	MI 7	TR	111116	505038	153808	521670	40468	1
2/2014	MI 7	MI 7	TR	111116	505038	153808	521932	138744	48
2/2014	MI 7	MI 7	TR	111119	505038	153808	521116	42078	350
2/2014	MI 7	MI 7	TR	111119	505038	153808	521622	110850	14
2/2014	MI 7	MI 7	TR	111119	505038	153808	521932	138744	150
2/2014	MI 7	MI 7	TR	111287	505035	139385	505038	153808	661
2/2014	MI 7	MI 7	TR	111287	505038	153808	505035	139385	815
2/2014	MI 7	MI 7	TR	111297	505038	153808	523025	338685	24
2/2014	MI 7	MI 7	TR	111310	505038	153808	505028	139366	350
2/2014	MI 7	MI 7	TR	111330	505038	153808	521624	4375	1,249
2/2014	MI 7	MI 7	TR	111481	505038	153808	521008	11616	750
2/2014	MI 7	MI 7	TR	111481	505038	153808	521116	42078	62
2/2014	MI 7	MI 7	TR	111481	505038	153808	521932	138744	152
2/2014	MI 7	MI 7	TR	111481	511136	277072	521116	42078	295
2/2014	MI 7	MI 7	TR	111493	511144	48642	505033	139382	12,207
2/2014	MI 7	MI 7	TR	111719	505038	153808	521116	42078	116
2/2014	MI 7	MI 7	TR	111719	505038	153808	521118	11578	2
2/2014	MI 7	MI 7	TR	111719	505038	153808	521124	11562	4
2/2014	MI 7	MI 7	TR	111719	505038	153808	521138	11680	4
2/2014	MI 7	MI 7	TR	111719	505038	153808	521142	40477	10
2/2014	MI 7	MI 7	TR	111719	505038	153808	521144	11580	24
2/2014	MI 7	MI 7	TR	111719	505038	153808	521146	11785	11

ANR Pipeline Company Transportation Services Fuel By Route Analysis
--

VASCR351

 Reporting Year: *January - December 2014*
 Production Period: **02/2014**

<u>Production Period</u>	<u>Receipt Segment</u>	<u>Delivery Segment</u>	<u>Service Class</u>	<u>Svc Req Contract</u>	<u>Receipt Location</u>	<u>Receipt Loc Prop</u>	<u>Delivery Location</u>	<u>Delivery Loc Prop</u>	<u>Fuel Quantity</u>
2/2014	MI 7	MI 7	TR	111719	505038	153808	521156	11572	38
2/2014	MI 7	MI 7	TR	111719	505038	153808	521622	110850	628
2/2014	MI 7	MI 7	TR	111719	505038	153808	521636	22992	140
2/2014	MI 7	MI 7	TR	111719	505038	153808	521670	40468	6
2/2014	MI 7	MI 7	TR	111719	505038	153808	521678	140834	5
2/2014	MI 7	MI 7	TR	111719	505038	153808	521932	138744	2
2/2014	MI 7	MI 7	TR	111719	505038	153808	521962	139401	24
2/2014	MI 7	MI 7	TR	111719	511136	277072	521074	40470	3
2/2014	MI 7	MI 7	TR	111719	511136	277072	521116	42078	158
2/2014	MI 7	MI 7	TR	111719	511136	277072	521118	11578	2
2/2014	MI 7	MI 7	TR	111719	511136	277072	521142	40477	6
2/2014	MI 7	MI 7	TR	111719	511136	277072	521144	11580	3
2/2014	MI 7	MI 7	TR	111719	511136	277072	521146	11785	4
2/2014	MI 7	MI 7	TR	111719	511136	277072	521156	11572	4
2/2014	MI 7	MI 7	TR	111719	511136	277072	521622	110850	425
2/2014	MI 7	MI 7	TR	111719	511136	277072	521636	22992	154
2/2014	MI 7	MI 7	TR	111719	511136	277072	521670	40468	4
2/2014	MI 7	MI 7	TR	111719	511136	277072	521962	139401	8
2/2014	MI 7	MI 7	TR	111720	505038	153808	521074	40470	284
2/2014	MI 7	MI 7	TR	111720	505038	153808	521118	11578	214
2/2014	MI 7	MI 7	TR	111720	505038	153808	521122	11751	35
2/2014	MI 7	MI 7	TR	111720	505038	153808	521124	11562	69
2/2014	MI 7	MI 7	TR	111720	505038	153808	521138	11680	127
2/2014	MI 7	MI 7	TR	111720	505038	153808	521142	40477	206
2/2014	MI 7	MI 7	TR	111720	505038	153808	521144	11580	110
2/2014	MI 7	MI 7	TR	111720	505038	153808	521146	11785	30
2/2014	MI 7	MI 7	TR	111720	505038	153808	521152	11589	229
2/2014	MI 7	MI 7	TR	111720	505038	153808	521156	11572	13
2/2014	MI 7	MI 7	TR	111720	505038	153808	521622	110850	112
2/2014	MI 7	MI 7	TR	111720	505038	153808	521636	22992	2
2/2014	MI 7	MI 7	TR	111720	505038	153808	521670	40468	180
2/2014	MI 7	MI 7	TR	111720	505038	153808	521678	140834	4
2/2014	MI 7	MI 7	TR	111720	505038	153808	521942	198847	56

ANR Pipeline Company Transportation Services Fuel By Route Analysis

VASCR351

Reporting Year: *January - December 2014*
 Production Period: **02/2014**

<u>Production Period</u>	<u>Receipt Segment</u>	<u>Delivery Segment</u>	<u>Service Class</u>	<u>Svc Req Contract</u>	<u>Receipt Location</u>	<u>Receipt Loc Prop</u>	<u>Delivery Location</u>	<u>Delivery Loc Prop</u>	<u>Fuel Quantity</u>
2/2014	MI 7	MI 7	TR	111720	505038	153808	521962	139401	135
2/2014	MI 7	MI 7	TR	111720	511136	277072	521074	40470	18
2/2014	MI 7	MI 7	TR	111720	511136	277072	521116	42078	20
2/2014	MI 7	MI 7	TR	111720	511136	277072	521118	11578	29
2/2014	MI 7	MI 7	TR	111720	511136	277072	521142	40477	24
2/2014	MI 7	MI 7	TR	111720	511136	277072	521144	11580	2
2/2014	MI 7	MI 7	TR	111720	511136	277072	521146	11785	4
2/2014	MI 7	MI 7	TR	111720	511136	277072	521156	11572	5
2/2014	MI 7	MI 7	TR	111720	511136	277072	521670	40468	41
2/2014	MI 7	MI 7	TR	111720	511136	277072	521962	139401	5
2/2014	MI 7	MI 7	TR	111910	505038	153808	521008	11616	16
2/2014	MI 7	MI 7	TR	111910	505038	153808	521074	40470	7
2/2014	MI 7	MI 7	TR	111910	505038	153808	521122	11751	35
2/2014	MI 7	MI 7	TR	111910	505038	153808	521138	11680	36
2/2014	MI 7	MI 7	TR	111910	505038	153808	521162	11748	61
2/2014	MI 7	MI 7	TR	111910	505038	153808	521678	140834	12
2/2014	MI 7	MI 7	TR	111910	505038	153808	523052	467243	45
2/2014	MI 7	MI 7	TR	111910	505108	243097	521116	42078	13
2/2014	MI 7	MI 7	TR	111910	505108	243097	521122	11751	4
2/2014	MI 7	MI 7	TR	111910	505108	243097	521138	11680	3
2/2014	MI 7	MI 7	TR	111910	505108	243097	521162	11748	10
2/2014	MI 7	MI 7	TR	111910	505108	243097	521678	140834	1
2/2014	MI 7	MI 7	TR	111910	511136	277072	505038	153808	1
2/2014	MI 7	MI 7	TR	111910	511136	277072	521008	11616	2
2/2014	MI 7	MI 7	TR	111910	511136	277072	521122	11751	42
2/2014	MI 7	MI 7	TR	111910	511136	277072	521138	11680	42
2/2014	MI 7	MI 7	TR	111910	511136	277072	521162	11748	84
2/2014	MI 7	MI 7	TR	111910	511136	277072	521678	140834	14
2/2014	MI 7	MI 7	TR	111910	511136	277072	521942	198847	5
2/2014	MI 7	MI 7	TR	111910	511136	277072	523052	467243	69
2/2014	MI 7	MI 7	TR	111928	505108	243097	521098	108641	5
2/2014	MI 7	MI 7	TR	111928	505108	243097	521116	42078	14
2/2014	MI 7	MI 7	TR	111928	505108	243097	521118	11578	3

**ANR Pipeline Company
 Transportation Services
 Fuel By Route Analysis**

VASCR351

Reporting Year: *January - December 2014*
 Production Period: **02/2014**

<u>Production Period</u>	<u>Receipt Segment</u>	<u>Delivery Segment</u>	<u>Service Class</u>	<u>Svc Req Contract</u>	<u>Receipt Location</u>	<u>Receipt Loc Prop</u>	<u>Delivery Location</u>	<u>Delivery Loc Prop</u>	<u>Fuel Quantity</u>
2/2014	MI 7	MI 7	TR	111928	505108	243097	521122	11751	5
2/2014	MI 7	MI 7	TR	111928	505108	243097	521124	11562	7
2/2014	MI 7	MI 7	TR	111928	505108	243097	521138	11680	3
2/2014	MI 7	MI 7	TR	111928	505108	243097	521622	110850	23
2/2014	MI 7	MI 7	TR	111928	505108	243097	521670	40468	3
2/2014	MI 7	MI 7	TR	111928	505108	243097	521948	4492	2
2/2014	MI 7	MI 7	TR	111928	505108	243097	521962	139401	1
2/2014	MI 7	MI 7	TR	111928	510005	246067	521008	11616	108
2/2014	MI 7	MI 7	TR	111928	510005	246067	521098	108641	180
2/2014	MI 7	MI 7	TR	111928	510005	246067	521116	42078	260
2/2014	MI 7	MI 7	TR	111928	510005	246067	521622	110850	360
2/2014	MI 7	MI 7	TR	111928	510005	246067	521636	22992	64
2/2014	MI 7	MI 7	TR	111928	510005	246067	521948	4492	5
2/2014	MI 7	MI 7	TR	111928	510005	246067	521962	139401	3
2/2014	MI 7	MI 7	TR	111928	511158	48644	505108	243097	75
2/2014	MI 7	MI 7	TR	111928	511158	48644	521098	108641	38
2/2014	MI 7	MI 7	TR	111928	511158	48644	521116	42078	83
2/2014	MI 7	MI 7	TR	111928	511158	48644	521122	11751	6
2/2014	MI 7	MI 7	TR	111928	511158	48644	521124	11562	12
2/2014	MI 7	MI 7	TR	111928	511158	48644	521138	11680	6
2/2014	MI 7	MI 7	TR	111928	511158	48644	521622	110850	121
2/2014	MI 7	MI 7	TR	111928	511158	48644	521636	22992	5
2/2014	MI 7	MI 7	TR	111928	511158	48644	521948	4492	18
2/2014	MI 7	MI 7	TR	111928	511158	48644	521962	139401	4
2/2014	MI 7	MI 7	TR	111973	511158	48644	521124	11562	192
2/2014	MI 7	MI 7	TR	112059	505038	153808	521008	11616	18
2/2014	MI 7	MI 7	TR	112059	505038	153808	521074	40470	37
2/2014	MI 7	MI 7	TR	112059	505038	153808	521142	40477	50
2/2014	MI 7	MI 7	TR	112059	505038	153808	521144	11580	35
2/2014	MI 7	MI 7	TR	112059	505038	153808	523052	467243	1
2/2014	MI 7	MI 7	TR	112059	505108	243097	521074	40470	5
2/2014	MI 7	MI 7	TR	112059	505108	243097	521144	11580	6
2/2014	MI 7	MI 7	TR	112059	511136	277072	521074	40470	76

**ANR Pipeline Company
 Transportation Services
 Fuel By Route Analysis**

VASCR351

Reporting Year: *January - December 2014*
 Production Period: **02/2014**

<u>Production Period</u>	<u>Receipt Segment</u>	<u>Delivery Segment</u>	<u>Service Class</u>	<u>Svc Req Contract</u>	<u>Receipt Location</u>	<u>Receipt Loc Prop</u>	<u>Delivery Location</u>	<u>Delivery Loc Prop</u>	<u>Fuel Quantity</u>
2/2014	MI 7	MI 7	TR	112059	511136	277072	521142	40477	85
2/2014	MI 7	MI 7	TR	112059	511136	277072	521144	11580	60
2/2014	MI 7	MI 7	TR	112059	511136	277072	521162	11748	4
2/2014	MI 7	MI 7	TR	112117	510005	246067	521116	42078	40
2/2014	MI 7	MI 7	TR	112117	510005	246067	521118	11578	32
2/2014	MI 7	MI 7	TR	112117	510005	246067	521142	40477	120
2/2014	MI 7	MI 7	TR	112117	510005	246067	521144	11580	96
2/2014	MI 7	MI 7	TR	112117	510005	246067	521146	11785	20
2/2014	MI 7	MI 7	TR	112117	510005	246067	523052	467243	40
2/2014	MI 7	MI 7	TR	112117	511136	277072	521116	42078	6
2/2014	MI 7	MI 7	TR	112117	511136	277072	521118	11578	24
2/2014	MI 7	MI 7	TR	112117	511136	277072	521142	40477	48
2/2014	MI 7	MI 7	TR	112117	511136	277072	521144	11580	44
2/2014	MI 7	MI 7	TR	112117	511136	277072	521146	11785	8
2/2014	MI 7	MI 7	TR	112117	511136	277072	521962	139401	9
2/2014	MI 7	MI 7	TR	112117	511136	277072	523052	467243	16
2/2014	MI 7	MI 7	TR	112165	505108	243097	521636	22992	1,474
2/2014	MI 7	MI 7	TR	112165	510005	246067	521636	22992	398
2/2014	MI 7	MI 7	TR	112165	511136	277072	521636	22992	3,182
2/2014	MI 7	MI 7	TR	112807	505038	153808	521008	11616	1,036
2/2014	MI 7	MI 7	TR	112817	505017	139249	505038	153808	60
2/2014	MI 7	MI 7	TR	112817	505038	153808	505017	139249	867
2/2014	MI 7	MI 7	TR	112818	505038	153808	505017	139249	1,536
2/2014	MI 7	MI 7	TR	112834	505038	153808	505108	243097	315
2/2014	MI 7	MI 7	TR	112834	505038	153808	521074	40470	12
2/2014	MI 7	MI 7	TR	112834	505038	153808	521080	138675	153
2/2014	MI 7	MI 7	TR	112834	505038	153808	521098	108641	3
2/2014	MI 7	MI 7	TR	112834	505038	153808	521116	42078	1,740
2/2014	MI 7	MI 7	TR	112834	505038	153808	521118	11578	105
2/2014	MI 7	MI 7	TR	112834	505038	153808	521138	11680	65
2/2014	MI 7	MI 7	TR	112834	505038	153808	521142	40477	26
2/2014	MI 7	MI 7	TR	112834	505038	153808	521144	11580	33
2/2014	MI 7	MI 7	TR	112834	505038	153808	521146	11785	26

**ANR Pipeline Company
 Transportation Services
 Fuel By Route Analysis**

VASCR351

Reporting Year: *January - December 2014*
 Production Period: **02/2014**

<u>Production Period</u>	<u>Receipt Segment</u>	<u>Delivery Segment</u>	<u>Service Class</u>	<u>Svc Req Contract</u>	<u>Receipt Location</u>	<u>Receipt Loc Prop</u>	<u>Delivery Location</u>	<u>Delivery Loc Prop</u>	<u>Fuel Quantity</u>
2/2014	MI 7	MI 7	TR	112834	505038	153808	521156	11572	204
2/2014	MI 7	MI 7	TR	112834	505038	153808	521160	11590	2
2/2014	MI 7	MI 7	TR	112834	505038	153808	521622	110850	48
2/2014	MI 7	MI 7	TR	112834	505038	153808	521636	22992	283
2/2014	MI 7	MI 7	TR	112834	505038	153808	521670	40468	228
2/2014	MI 7	MI 7	TR	112834	505038	153808	521932	138744	857
2/2014	MI 7	MI 7	TR	112834	505038	153808	521948	4492	249
2/2014	MI 7	MI 7	TR	112834	505038	153808	521962	139401	16
2/2014	MI 7	MI 7	TR	112835	505038	153808	521008	11616	339
2/2014	MI 7	MI 7	TR	112839	505038	153808	521008	11616	1,344
2/2014	MI 7	MI 7	TR	112958	505038	153808	505038	153808	1
2/2014	MI 7	MI 7	TR	112958	505038	153808	521116	42078	4
2/2014	MI 7	MI 7	TR	112958	511158	48644	505038	153808	4
2/2014	MI 7	MI 7	TR	113046	505038	153808	521116	42078	32
2/2014	MI 7	MI 7	TR	113120	505038	153808	521008	11616	1,800
2/2014	MI 7	MI 7	TR	113120	505038	153808	521116	42078	153
2/2014	MI 7	MI 7	TR	113120	505038	153808	521932	138744	119
2/2014	MI 7	MI 7	TR	113120	511136	277072	521116	42078	145
2/2014	MI 7	MI 7	TR	113181	505038	153808	521116	42078	156
2/2014	MI 7	MI 7	TR	113181	505038	153808	521138	11680	43
2/2014	MI 7	MI 7	TR	113181	505038	153808	521624	4375	29
2/2014	MI 7	MI 7	TR	113181	505038	153808	521932	138744	41
2/2014	MI 7	MI 7	TR	113181	505108	243097	521624	4375	64
2/2014	MI 7	MI 7	TR	113181	510005	246067	505038	153808	7
2/2014	MI 7	MI 7	TR	113181	510005	246067	521138	11680	3
2/2014	MI 7	MI 7	TR	113181	511136	277072	521138	11680	1
2/2014	MI 7	MI 7	TR	113372	505038	153808	505108	243097	22
2/2014	MI 7	MI 7	TR	113372	505038	153808	521008	11616	54
2/2014	MI 7	MI 7	TR	113372	505038	153808	521080	138675	101
2/2014	MI 7	MI 7	TR	113372	505038	153808	521116	42078	27
2/2014	MI 7	MI 7	TR	113372	505038	153808	521932	138744	8
2/2014	MI 7	MI 7	TR	113372	511136	277072	521116	42078	23
2/2014	MI 7	MI 7	TR	113498	505038	153808	521008	11616	112

**ANR Pipeline Company
 Transportation Services
 Fuel By Route Analysis**

VASCR351

Reporting Year: *January - December 2014*
 Production Period: **02/2014**

<u>Production Period</u>	<u>Receipt Segment</u>	<u>Delivery Segment</u>	<u>Service Class</u>	<u>Svc Req Contract</u>	<u>Receipt Location</u>	<u>Receipt Loc Prop</u>	<u>Delivery Location</u>	<u>Delivery Loc Prop</u>	<u>Fuel Quantity</u>
2/2014	MI 7	MI 7	TR	113536	505038	153808	521008	11616	1
2/2014	MI 7	MI 7	TR	113536	505038	153808	521098	108641	29
2/2014	MI 7	MI 7	TR	113536	505038	153808	521622	110850	728
2/2014	MI 7	MI 7	TR	113536	505038	153808	521636	22992	54
2/2014	MI 7	MI 7	TR	113536	505038	153808	521678	140834	7
2/2014	MI 7	MI 7	TR	113536	505108	243097	505038	153808	1
2/2014	MI 7	MI 7	TR	113536	505108	243097	521008	11616	40
2/2014	MI 7	MI 7	TR	113536	505108	243097	521116	42078	63
2/2014	MI 7	MI 7	TR	113536	505108	243097	521622	110850	533
2/2014	MI 7	MI 7	TR	113536	505108	243097	521636	22992	70
2/2014	MI 7	MI 7	TR	113536	505108	243097	521690	40892	72
2/2014	MI 7	MI 7	TR	113536	510005	246067	505038	153808	120
2/2014	MI 7	MI 7	TR	113536	510005	246067	521622	110850	174
2/2014	MI 7	MI 7	TR	113536	511136	277072	505038	153808	12
2/2014	MI 7	MI 7	TR	113536	511136	277072	521008	11616	108
2/2014	MI 7	MI 7	TR	113536	511136	277072	521098	108641	10
2/2014	MI 7	MI 7	TR	113536	511136	277072	521622	110850	74
2/2014	MI 7	MI 7	TR	113536	511158	48644	521622	110850	49
2/2014	MI 7	MI 7	TR	113543	505038	153808	505108	243097	48
2/2014	MI 7	MI 7	TR	113543	505038	153808	511136	277072	5
2/2014	MI 7	MI 7	TR	113543	505038	153808	521008	11616	3
2/2014	MI 7	MI 7	TR	113543	505038	153808	521098	108641	181
2/2014	MI 7	MI 7	TR	113543	505038	153808	521116	42078	80
2/2014	MI 7	MI 7	TR	113543	505038	153808	521622	110850	300
2/2014	MI 7	MI 7	TR	113543	505038	153808	521636	22992	290
2/2014	MI 7	MI 7	TR	113543	505108	243097	505038	153808	39
2/2014	MI 7	MI 7	TR	113543	505108	243097	521098	108641	1
2/2014	MI 7	MI 7	TR	113543	505108	243097	521622	110850	36
2/2014	MI 7	MI 7	TR	113543	505108	243097	521636	22992	18
2/2014	MI 7	MI 7	TR	113543	505108	243097	521690	40892	1
2/2014	MI 7	MI 7	TR	113543	510005	246067	505038	153808	63
2/2014	MI 7	MI 7	TR	113543	510005	246067	521690	40892	82
2/2014	MI 7	MI 7	TR	113543	511136	277072	505038	153808	15

**ANR Pipeline Company
 Transportation Services
 Fuel By Route Analysis**
VASCR351

 Reporting Year: *January - December 2014*
 Production Period: **02/2014**

<u>Production Period</u>	<u>Receipt Segment</u>	<u>Delivery Segment</u>	<u>Service Class</u>	<u>Svc Req Contract</u>	<u>Receipt Location</u>	<u>Receipt Loc Prop</u>	<u>Delivery Location</u>	<u>Delivery Loc Prop</u>	<u>Fuel Quantity</u>
2/2014	MI 7	MI 7	TR	113543	511136	277072	521116	42078	5
2/2014	MI 7	MI 7	TR	113543	511136	277072	521622	110850	5
2/2014	MI 7	MI 7	TR	113679	505038	153808	521008	11616	118
2/2014	MI 7	MI 7	TR	113679	505038	153808	521118	11578	4
2/2014	MI 7	MI 7	TR	113679	505038	153808	521636	22992	162
2/2014	MI 7	MI 7	TR	113679	505038	153808	521670	40468	4
2/2014	MI 7	MI 7	TR	113679	505038	153808	523008	312117	381
2/2014	MI 7	MI 7	TR	113679	505108	243097	521008	11616	189
2/2014	MI 7	MI 7	TR	113679	505108	243097	521622	110850	23
2/2014	MI 7	MI 7	TR	113679	505108	243097	521636	22992	6
2/2014	MI 7	MI 7	TR	113679	505108	243097	523008	312117	43
2/2014	MI 7	MI 7	TR	113679	505222	140358	505137	320550	43
2/2014	MI 7	MI 7	TR	113679	510005	246067	523008	312117	45
2/2014	MI 7	MI 7	TR	113679	511136	277072	521008	11616	17
2/2014	MI 7	MI 7	TR	113679	511136	277072	523008	312117	9
2/2014	MI 7	MI 7	TR	113680	505038	153808	521008	11616	226
2/2014	MI 7	MI 7	TR	113680	505038	153808	521622	110850	569
2/2014	MI 7	MI 7	TR	113680	505038	153808	523008	312117	90
2/2014	MI 7	MI 7	TR	113680	505108	243097	521622	110850	243
2/2014	MI 7	MI 7	TR	113680	505222	140358	505137	320550	45
2/2014	MI 7	MI 7	TR	113680	510005	246067	521622	110850	159
2/2014	MI 7	MI 7	TR	113680	510029	2610	521622	110850	21
2/2014	MI 7	MI 7	TR	113680	511136	277072	521622	110850	180
2/2014	MI 7	MI 7	TR	113681	505038	153808	521008	11616	122
2/2014	MI 7	MI 7	TR	113681	505038	153808	521098	108641	289
2/2014	MI 7	MI 7	TR	113681	505038	153808	521636	22992	146
2/2014	MI 7	MI 7	TR	113681	505038	153808	521690	40892	4
2/2014	MI 7	MI 7	TR	113681	505038	153808	523008	312117	185
2/2014	MI 7	MI 7	TR	113681	505108	243097	521008	11616	12
2/2014	MI 7	MI 7	TR	113681	505108	243097	521098	108641	71
2/2014	MI 7	MI 7	TR	113681	505108	243097	521636	22992	36
2/2014	MI 7	MI 7	TR	113681	505222	140358	505137	320550	28
2/2014	MI 7	MI 7	TR	113681	510005	246067	505038	153808	7

**ANR Pipeline Company
 Transportation Services
 Fuel By Route Analysis**

VASCR351

Reporting Year: *January - December 2014*
 Production Period: **02/2014**

<u>Production Period</u>	<u>Receipt Segment</u>	<u>Delivery Segment</u>	<u>Service Class</u>	<u>Svc Req Contract</u>	<u>Receipt Location</u>	<u>Receipt Loc Prop</u>	<u>Delivery Location</u>	<u>Delivery Loc Prop</u>	<u>Fuel Quantity</u>
2/2014	MI 7	MI 7	TR	113681	510005	246067	521098	108641	84
2/2014	MI 7	MI 7	TR	113681	510005	246067	521636	22992	18
2/2014	MI 7	MI 7	TR	113681	510005	246067	523008	312117	4
2/2014	MI 7	MI 7	TR	113681	510029	2610	521008	11616	21
2/2014	MI 7	MI 7	TR	113681	510029	2610	521636	22992	16
2/2014	MI 7	MI 7	TR	113681	510029	2610	521690	40892	2
2/2014	MI 7	MI 7	TR	113681	510029	2610	523008	312117	72
2/2014	MI 7	MI 7	TR	113681	511136	277072	505038	153808	7
2/2014	MI 7	MI 7	TR	113681	511136	277072	521008	11616	40
2/2014	MI 7	MI 7	TR	113681	511136	277072	521636	22992	12
2/2014	MI 7	MI 7	TR	113681	511136	277072	523008	312117	52
2/2014	MI 7	MI 7	TR	113682	505038	153808	521636	22992	18
2/2014	MI 7	MI 7	TR	113682	505038	153808	523008	312117	186
2/2014	MI 7	MI 7	TR	113682	505108	243097	523008	312117	18
2/2014	MI 7	MI 7	TR	113682	510005	246067	523008	312117	24
2/2014	MI 7	MI 7	TR	113682	511136	277072	521008	11616	36
2/2014	MI 7	MI 7	TR	113682	511136	277072	523008	312117	54
2/2014	MI 7	MI 7	TR	113709	505038	153808	523065	769472	1,336
2/2014	MI 7	MI 7	TR	113710	505038	153808	523025	338685	673
2/2014	MI 7	MI 7	TR	114122	511158	48644	521124	11562	224
2/2014	MI 7	MI 7	TR	114466	505038	153808	521030	282436	91
2/2014	MI 7	MI 7	TR	114466	505108	243097	521030	282436	7
2/2014	MI 7	MI 7	TR	114466	510005	246067	505038	153808	33
2/2014	MI 7	MI 7	TR	114466	510005	246067	521008	11616	135
2/2014	MI 7	MI 7	TR	114466	510005	246067	521030	282436	11
2/2014	MI 7	MI 7	TR	114466	510005	246067	521690	40892	22
2/2014	MI 7	MI 7	TR	114490	505038	153808	510005	246067	9
2/2014	MI 7	MI 7	TR	114490	505038	153808	521008	11616	24
2/2014	MI 7	MI 7	TR	114490	505038	153808	521016	4196	10
2/2014	MI 7	MI 7	TR	114490	505038	153808	521030	282436	187
2/2014	MI 7	MI 7	TR	114490	510005	246067	505038	153808	3
2/2014	MI 7	MI 7	TR	114490	510005	246067	521008	11616	300
2/2014	MI 7	MI 7	TR	114490	510005	246067	521030	282436	159

**ANR Pipeline Company
 Transportation Services
 Fuel By Route Analysis**

VASCR351

Reporting Year: *January - December 2014*
 Production Period: **02/2014**

<u>Production Period</u>	<u>Receipt Segment</u>	<u>Delivery Segment</u>	<u>Service Class</u>	<u>Svc Req Contract</u>	<u>Receipt Location</u>	<u>Receipt Loc Prop</u>	<u>Delivery Location</u>	<u>Delivery Loc Prop</u>	<u>Fuel Quantity</u>
2/2014	MI 7	MI 7	TR	114490	510005	246067	521690	40892	54
2/2014	MI 7	MI 7	TR	114497	505038	153808	505108	243097	5
2/2014	MI 7	MI 7	TR	114497	505038	153808	510005	246067	44
2/2014	MI 7	MI 7	TR	114497	505038	153808	521008	11616	90
2/2014	MI 7	MI 7	TR	114497	505038	153808	521016	4196	13
2/2014	MI 7	MI 7	TR	114497	505038	153808	521030	282436	358
2/2014	MI 7	MI 7	TR	114497	505038	153808	521120	11795	1
2/2014	MI 7	MI 7	TR	114497	505038	153808	521122	11751	5
2/2014	MI 7	MI 7	TR	114497	505038	153808	521124	11562	2
2/2014	MI 7	MI 7	TR	114497	505038	153808	521140	11749	2
2/2014	MI 7	MI 7	TR	114497	505038	153808	521932	138744	24
2/2014	MI 7	MI 7	TR	114497	510005	246067	505038	153808	31
2/2014	MI 7	MI 7	TR	114497	510005	246067	521008	11616	289
2/2014	MI 7	MI 7	TR	114497	510005	246067	521030	282436	105
2/2014	MI 7	MI 7	TR	114497	510005	246067	521118	11578	4
2/2014	MI 7	MI 7	TR	114497	510005	246067	521122	11751	2
2/2014	MI 7	MI 7	TR	114497	510005	246067	521124	11562	5
2/2014	MI 7	MI 7	TR	114497	510005	246067	521138	11680	5
2/2014	MI 7	MI 7	TR	114497	510005	246067	521670	40468	4
2/2014	MI 7	MI 7	TR	114497	510005	246067	521690	40892	61
2/2014	MI 7	MI 7	TR	114497	511136	277072	505038	153808	21
2/2014	MI 7	MI 7	TR	114497	511136	277072	521008	11616	29
2/2014	MI 7	MI 7	TR	114567	505038	153808	505137	320550	22
2/2014	MI 7	MI 7	TR	114567	505222	140358	505137	320550	255
2/2014	MI 7	MI 7	TR	114567	505230	153728	505137	320550	147
2/2014	MI 7	MI 7	TR	114604	505038	153808	523029	360888	40
2/2014	MI 7	MI 7	TR	114604	505230	153728	523029	360888	6
2/2014	MI 7	MI 7	TR	114671	505038	153808	521008	11616	2,130
2/2014	MI 7	MI 7	TR	114671	505038	153808	521116	42078	12
2/2014	MI 7	MI 7	TR	114671	505038	153808	521636	22992	1,994
2/2014	MI 7	MI 7	TR	114671	505038	153808	521690	40892	177
2/2014	MI 7	MI 7	TR	114671	505038	153808	523008	312117	422
2/2014	MI 7	MI 7	TR	114671	505108	243097	521636	22992	839

**ANR Pipeline Company
 Transportation Services
 Fuel By Route Analysis**
VASCR351

 Reporting Year: *January - December 2014*
 Production Period: 02/2014

<u>Production Period</u>	<u>Receipt Segment</u>	<u>Delivery Segment</u>	<u>Service Class</u>	<u>Svc Req Contract</u>	<u>Receipt Location</u>	<u>Receipt Loc Prop</u>	<u>Delivery Location</u>	<u>Delivery Loc Prop</u>	<u>Fuel Quantity</u>
2/2014	MI 7	MI 7	TR	114671	505222	140358	505137	320550	274
2/2014	MI 7	MI 7	TR	114671	510005	246067	521636	22992	178
2/2014	MI 7	MI 7	TR	114671	510029	2610	521636	22992	27
2/2014	MI 7	MI 7	TR	114671	510029	2610	521690	40892	36
2/2014	MI 7	MI 7	TR	114671	511136	277072	521636	22992	449
2/2014	MI 7	MI 7	TR	114671	511136	277072	521690	40892	19
2/2014	MI 7	MI 7	TR	114824	505038	153808	521606	216654	7
2/2014	MI 7	MI 7	TR	114824	505108	243097	521606	216654	83
2/2014	MI 7	MI 7	TR	114824	505230	153728	521606	216654	7
2/2014	MI 7	MI 7	TR	115038	505038	153808	505108	243097	36
2/2014	MI 7	MI 7	TR	115038	505038	153808	510005	246067	53
2/2014	MI 7	MI 7	TR	115038	505038	153808	521016	4196	72
2/2014	MI 7	MI 7	TR	115038	505038	153808	521932	138744	144
2/2014	MI 7	MI 7	TR	115038	505038	153808	523025	338685	11
2/2014	MI 7	MI 7	TR	115038	510005	246067	505038	153808	71
2/2014	MI 7	MI 7	TR	115038	510029	2610	521636	22992	18
2/2014	MI 7	MI 7	TR	115038	513024	360885	505038	153808	18
2/2014	MI 7	MI 7	TR	115059	505038	153808	505108	243097	83
2/2014	MI 7	MI 7	TR	115059	505038	153808	510005	246067	103
2/2014	MI 7	MI 7	TR	115059	505038	153808	521016	4196	77
2/2014	MI 7	MI 7	TR	115059	505038	153808	521118	11578	45
2/2014	MI 7	MI 7	TR	115059	505038	153808	521122	11751	17
2/2014	MI 7	MI 7	TR	115059	505038	153808	521138	11680	24
2/2014	MI 7	MI 7	TR	115059	505038	153808	521636	22992	199
2/2014	MI 7	MI 7	TR	115059	505038	153808	521670	40468	28
2/2014	MI 7	MI 7	TR	115059	505038	153808	521932	138744	273
2/2014	MI 7	MI 7	TR	115059	510005	246067	505038	153808	236
2/2014	MI 7	MI 7	TR	115059	510029	2610	521636	22992	54
2/2014	MI 7	MI 7	TR	115059	513024	360885	505038	153808	68
2/2014	MI 7	MI 7	TR	115064	511136	277072	521116	42078	73
2/2014	MI 7	MI 7	TR	115064	511136	277072	521118	11578	38
2/2014	MI 7	MI 7	TR	115064	511136	277072	521122	11751	10
2/2014	MI 7	MI 7	TR	115064	511136	277072	521124	11562	5

**ANR Pipeline Company
 Transportation Services
 Fuel By Route Analysis**
VASCR351

 Reporting Year: *January - December 2014*
 Production Period: 02/2014

<u>Production Period</u>	<u>Receipt Segment</u>	<u>Delivery Segment</u>	<u>Service Class</u>	<u>Svc Req Contract</u>	<u>Receipt Location</u>	<u>Receipt Loc Prop</u>	<u>Delivery Location</u>	<u>Delivery Loc Prop</u>	<u>Fuel Quantity</u>
2/2014	MI 7	MI 7	TR	115064	511136	277072	521138	11680	10
2/2014	MI 7	MI 7	TR	115064	511136	277072	521142	40477	114
2/2014	MI 7	MI 7	TR	115064	511136	277072	521144	11580	91
2/2014	MI 7	MI 7	TR	115064	511136	277072	521146	11785	48
2/2014	MI 7	MI 7	TR	115064	511136	277072	521152	11589	117
2/2014	MI 7	MI 7	TR	115064	511136	277072	521160	11590	110
2/2014	MI 7	MI 7	TR	115064	511136	277072	521604	150409	32
2/2014	MI 7	MI 7	TR	115064	511136	277072	521670	40468	42
2/2014	MI 7	MI 7	TR	115064	511136	277072	521962	139401	23
2/2014	MI 7	MI 7	TR	115064	513024	360885	521116	42078	3
2/2014	MI 7	MI 7	TR	115064	513024	360885	521142	40477	6
2/2014	MI 7	MI 7	TR	115064	513024	360885	521144	11580	6
2/2014	MI 7	MI 7	TR	115064	513024	360885	521146	11785	3
2/2014	MI 7	MI 7	TR	115064	513024	360885	521160	11590	5
2/2014	MI 7	MI 7	TR	115064	513024	360885	521604	150409	4
2/2014	MI 7	MI 7	TR	115211	505038	153808	521116	42078	39
2/2014	MI 7	MI 7	TR	115211	505038	153808	521604	150409	42
2/2014	MI 7	MI 7	TR	115211	505038	153808	521962	139401	14
2/2014	MI 7	MI 7	TR	115211	521604	150409	505038	153808	143
2/2014	MI 7	MI 7	TR	115275	505038	153808	505108	243097	153
2/2014	MI 7	MI 7	TR	115275	505038	153808	510005	246067	36
2/2014	MI 7	MI 7	TR	115275	505038	153808	521016	4196	9
2/2014	MI 7	MI 7	TR	115275	505038	153808	521030	282436	86
2/2014	MI 7	MI 7	TR	115275	510005	246067	505038	153808	16
2/2014	MI 7	MI 7	TR	115275	510005	246067	521008	11616	28
2/2014	MI 7	MI 7	TR	115275	510005	246067	521030	282436	46
2/2014	MI 7	MI 7	TR	115275	511136	277072	505038	153808	1
2/2014	MI 7	MI 7	TR	115823	505038	153808	521008	11616	162
2/2014	MI 7	MI 7	TR	115823	505038	153808	521116	42078	9
2/2014	MI 7	MI 7	TR	115823	505038	153808	521636	22992	11
2/2014	MI 7	MI 7	TR	115823	505108	243097	505038	153808	53
2/2014	MI 7	MI 7	TR	115823	505108	243097	521008	11616	70
2/2014	MI 7	MI 7	TR	115823	505108	243097	521116	42078	62

**ANR Pipeline Company
 Transportation Services
 Fuel By Route Analysis**

VASCR351

Reporting Year: *January - December 2014*
 Production Period: **02/2014**

<u>Production Period</u>	<u>Receipt Segment</u>	<u>Delivery Segment</u>	<u>Service Class</u>	<u>Svc Req Contract</u>	<u>Receipt Location</u>	<u>Receipt Loc Prop</u>	<u>Delivery Location</u>	<u>Delivery Loc Prop</u>	<u>Fuel Quantity</u>
2/2014	MI 7	MI 7	TR	115823	511136	277072	521008	11616	386
2/2014	MI 7	MI 7	TR	115823	511136	277072	521636	22992	8
2/2014	MI 7	MI 7	TR	115963	505038	153808	521116	42078	185
2/2014	MI 7	MI 7	TR	115963	505038	153808	521604	150409	494
2/2014	MI 7	MI 7	TR	115963	505038	153808	521962	139401	137
2/2014	MI 7	MI 7	TR	116170	505038	153808	505108	243097	757
2/2014	MI 7	MI 7	TR	116356	505038	153808	521690	40892	122
2/2014	MI 7	MI 7	TR	116995	505108	243097	521008	11616	860
2/2014	MI 7	MI 7	TR	118148	505038	153808	521116	42078	7
2/2014	MI 7	MI 7	TR	118148	505038	153808	521118	11578	1
2/2014	MI 7	MI 7	TR	118148	505038	153808	521122	11751	1
2/2014	MI 7	MI 7	TR	118148	505038	153808	521124	11562	1
2/2014	MI 7	MI 7	TR	118148	505038	153808	521138	11680	1
2/2014	MI 7	MI 7	TR	118148	505038	153808	521152	11589	3
2/2014	MI 7	MI 7	TR	118148	505038	153808	521604	150409	9
2/2014	MI 7	MI 7	TR	118148	505038	153808	521670	40468	1
2/2014	MI 7	MI 7	TR	118148	510005	246067	521116	42078	55
2/2014	MI 7	MI 7	TR	118148	510005	246067	521118	11578	10
2/2014	MI 7	MI 7	TR	118148	510005	246067	521122	11751	6
2/2014	MI 7	MI 7	TR	118148	510005	246067	521124	11562	5
2/2014	MI 7	MI 7	TR	118148	510005	246067	521138	11680	10
2/2014	MI 7	MI 7	TR	118148	510005	246067	521152	11589	42
2/2014	MI 7	MI 7	TR	118148	510005	246067	521604	150409	119
2/2014	MI 7	MI 7	TR	118148	510005	246067	521622	110850	18
2/2014	MI 7	MI 7	TR	118148	510005	246067	521670	40468	15
2/2014	MI 7	MI 7	TR	118148	510005	246067	521962	139401	74
2/2014	MI 7	MI 7	TR	118148	511136	277072	521116	42078	166
2/2014	MI 7	MI 7	TR	118148	511136	277072	521118	11578	12
2/2014	MI 7	MI 7	TR	118148	511136	277072	521122	11751	9
2/2014	MI 7	MI 7	TR	118148	511136	277072	521124	11562	6
2/2014	MI 7	MI 7	TR	118148	511136	277072	521138	11680	12
2/2014	MI 7	MI 7	TR	118148	511136	277072	521152	11589	30
2/2014	MI 7	MI 7	TR	118148	511136	277072	521604	150409	94

**ANR Pipeline Company
 Transportation Services
 Fuel By Route Analysis**
VASCR351

 Reporting Year: *January - December 2014*
 Production Period: 02/2014

<u>Production Period</u>	<u>Receipt Segment</u>	<u>Delivery Segment</u>	<u>Service Class</u>	<u>Svc Req Contract</u>	<u>Receipt Location</u>	<u>Receipt Loc Prop</u>	<u>Delivery Location</u>	<u>Delivery Loc Prop</u>	<u>Fuel Quantity</u>
2/2014	MI 7	MI 7	TR	118148	511136	277072	521670	40468	16
2/2014	MI 7	MI 7	TR	118148	511136	277072	521962	139401	198
2/2014	MI 7	MI 7	TR	118148	511162	153853	521118	11578	2
2/2014	MI 7	MI 7	TR	118148	511162	153853	521120	11795	1
2/2014	MI 7	MI 7	TR	118148	511162	153853	521122	11751	4
2/2014	MI 7	MI 7	TR	118148	511162	153853	521124	11562	1
2/2014	MI 7	MI 7	TR	118148	511162	153853	521138	11680	2
2/2014	MI 7	MI 7	TR	118148	511162	153853	521140	11749	2
2/2014	MI 7	MI 7	TR	118148	511162	153853	521152	11589	6
2/2014	MI 7	MI 7	TR	118148	511162	153853	521604	150409	19
2/2014	MI 7	MI 7	TR	118148	511162	153853	521670	40468	3
2/2014	MI 7	MI 7	TR	118148	513024	360885	521116	42078	29
2/2014	MI 7	MI 7	TR	118148	513024	360885	521118	11578	7
2/2014	MI 7	MI 7	TR	118148	513024	360885	521122	11751	7
2/2014	MI 7	MI 7	TR	118148	513024	360885	521124	11562	4
2/2014	MI 7	MI 7	TR	118148	513024	360885	521138	11680	7
2/2014	MI 7	MI 7	TR	118148	513024	360885	521152	11589	21
2/2014	MI 7	MI 7	TR	118148	513024	360885	521604	150409	79
2/2014	MI 7	MI 7	TR	118148	513024	360885	521670	40468	9
2/2014	MI 7	MI 7	TR	118231	505230	153728	521098	108641	5
2/2014	MI 7	MI 7	TR	118268	510005	246067	521118	11578	54
2/2014	MI 7	MI 7	TR	118268	510005	246067	521122	11751	45
2/2014	MI 7	MI 7	TR	118268	510005	246067	521124	11562	27
2/2014	MI 7	MI 7	TR	118268	510005	246067	521138	11680	54
2/2014	MI 7	MI 7	TR	118268	510005	246067	521160	11590	72
2/2014	MI 7	MI 7	TR	118268	510005	246067	521670	40468	72
2/2014	MI 7	MI 7	TR	118268	511136	277072	521118	11578	84
2/2014	MI 7	MI 7	TR	118268	511136	277072	521122	11751	50
2/2014	MI 7	MI 7	TR	118268	511136	277072	521124	11562	42
2/2014	MI 7	MI 7	TR	118268	511136	277072	521138	11680	60
2/2014	MI 7	MI 7	TR	118268	511136	277072	521160	11590	112
2/2014	MI 7	MI 7	TR	118268	511136	277072	521670	40468	80
2/2014	MI 7	MI 7	TR	118268	513024	360885	521118	11578	18

**ANR Pipeline Company
 Transportation Services
 Fuel By Route Analysis**

VASCR351

Reporting Year: *January - December 2014*
 Production Period: 02/2014

<u>Production Period</u>	<u>Receipt Segment</u>	<u>Delivery Segment</u>	<u>Service Class</u>	<u>Svc Req Contract</u>	<u>Receipt Location</u>	<u>Receipt Loc Prop</u>	<u>Delivery Location</u>	<u>Delivery Loc Prop</u>	<u>Fuel Quantity</u>
2/2014	MI 7	MI 7	TR	118268	513024	360885	521122	11751	35
2/2014	MI 7	MI 7	TR	118268	513024	360885	521124	11562	9
2/2014	MI 7	MI 7	TR	118268	513024	360885	521138	11680	42
2/2014	MI 7	MI 7	TR	118268	513024	360885	521160	11590	24
2/2014	MI 7	MI 7	TR	118268	513024	360885	521670	40468	56
2/2014	MI 7	MI 7	TR	118501	505038	153808	521690	40892	63
2/2014	MI 7	MI 7	TR	118501	505108	243097	505038	153808	63
2/2014	MI 7	MI 7	TR	118840	505038	153808	523025	338685	728
2/2014	MI 7	MI 7	TR	119817	511136	277072	521622	110850	5
2/2014	MI 7	MI 7	TR	119817	513022	338686	521622	110850	11
2/2014	MI 7	MI 7	TR	119958	505038	153808	523014	318733	218
2/2014	MI 7	MI 7	TR	119958	505230	153728	523014	318733	11
2/2014	MI 7	MI 7	TR	119963	505038	153808	521058	282435	12
2/2014	MI 7	MI 7	TR	119970	505108	243097	520021	40785	42
2/2014	MI 7	MI 7	TR	119970	505108	243097	523074	1292925	2
2/2014	MI 7	MI 7	TR	119973	505230	153728	523074	1292925	11
2/2014	MI 7	MI 7	TR	119973	510036	142164	523074	1292925	55
2/2014	MI 7	MI 7	TR	120144	505038	153808	521008	11616	92
2/2014	MI 7	MI 7	TR	120144	505038	153808	521138	11680	3
2/2014	MI 7	MI 7	TR	120144	505038	153808	521932	138744	32
2/2014	MI 7	MI 7	TR	120144	505108	243097	521008	11616	36
2/2014	MI 7	MI 7	TR	120144	511136	277072	521008	11616	6
2/2014	MI 7	MI 7	TR	120590	505108	243097	521008	11616	396
2/2014	MI 7	MI 7	TR	120592	505038	153808	520021	40785	9,974
2/2014	MI 7	MI 7	TR	120611	505108	243097	521116	42078	1
2/2014	MI 7	MI 7	TR	120802	505038	153808	505108	243097	4
2/2014	MI 7	MI 7	TR	120802	505038	153808	511136	277072	6
2/2014	MI 7	MI 7	TR	120802	505038	153808	521622	110850	39
2/2014	MI 7	MI 7	TR	120802	505038	153808	521636	22992	5
2/2014	MI 7	MI 7	TR	120802	505108	243097	505038	153808	22
2/2014	MI 7	MI 7	TR	120802	511136	277072	505038	153808	257
2/2014	MI 7	MI 7	TR	120802	511136	277072	521622	110850	15
2/2014	MI 7	MI 7	TR	120802	511136	277072	521636	22992	17

**ANR Pipeline Company
 Transportation Services
 Fuel By Route Analysis**

VASCR351

Reporting Year: *January - December 2014*
 Production Period: **02/2014**

<u>Production Period</u>	<u>Receipt Segment</u>	<u>Delivery Segment</u>	<u>Service Class</u>	<u>Svc Req Contract</u>	<u>Receipt Location</u>	<u>Receipt Loc Prop</u>	<u>Delivery Location</u>	<u>Delivery Loc Prop</u>	<u>Fuel Quantity</u>
2/2014	MI 7	MI 7	TR	120802	511136	277072	521678	140834	2
2/2014	MI 7	MI 7	TR	120876	510005	246067	505038	153808	3
2/2014	MI 7	MI 7	TR	120903	505038	153808	523008	312117	794
2/2014	MI 7	MI 7	TR	120903	505230	153728	523008	312117	304
2/2014	MI 7	MI 7	TR	120903	510005	246067	523008	312117	33
2/2014	MI 7	MI 7	TR	120903	511136	277072	523008	312117	330
2/2014	MI 7	MI 7	TR	120903	511158	48644	523008	312117	50
2/2014	MI 7	MI 7	TR	120953	505038	153808	505108	243097	72
2/2014	MI 7	MI 7	TR	120953	505038	153808	521116	42078	112
2/2014	MI 7	MI 7	TR	120953	505038	153808	521624	4375	57
2/2014	MI 7	MI 7	TR	120953	511136	277072	521138	11680	2
2/2014	MI 7	MI 7	TR	121075	505038	153808	505108	243097	1
2/2014	MI 7	MI 7	TR	121075	505038	153808	521008	11616	148
2/2014	MI 7	MI 7	TR	121075	505038	153808	521622	110850	77
2/2014	MI 7	MI 7	TR	121075	511158	48644	505108	243097	96
2/2014	MI 7	MI 7	TR	121091	505108	243097	521118	11578	43
2/2014	MI 7	MI 7	TR	121091	505108	243097	521122	11751	16
2/2014	MI 7	MI 7	TR	121091	505108	243097	521124	11562	9
2/2014	MI 7	MI 7	TR	121091	505108	243097	521138	11680	14
2/2014	MI 7	MI 7	TR	121091	505108	243097	521142	40477	24
2/2014	MI 7	MI 7	TR	121091	505108	243097	521144	11580	16
2/2014	MI 7	MI 7	TR	121091	505108	243097	521146	11785	32
2/2014	MI 7	MI 7	TR	121091	505108	243097	521162	11748	8
2/2014	MI 7	MI 7	TR	121091	505108	243097	521670	40468	16
2/2014	MI 7	MI 7	TR	121091	505108	243097	523052	467243	16
2/2014	MI 7	MI 7	TR	121099	511176	44783	505038	153808	8
2/2014	MI 7	MI 7	TR	121099	511178	40476	505038	153808	12
2/2014	MI 7	MI 7	TR	121099	513023	120743	505038	153808	4
2/2014	MI 7	MI 7	TR	121099	513050	463539	505038	153808	28
2/2014	MI 7	MI 7	TR	121984	505038	153808	521636	22992	41
2/2014	MI 7	MI 7	TR	121984	511136	277072	521074	40470	8
2/2014	MI 7	MI 7	TR	121986	505038	153808	521142	40477	8
2/2014	MI 7	MI 7	TR	121986	505038	153808	521144	11580	1

**ANR Pipeline Company
 Transportation Services
 Fuel By Route Analysis**
VASCR351

 Reporting Year: *January - December 2014*
 Production Period: 02/2014

<u>Production Period</u>	<u>Receipt Segment</u>	<u>Delivery Segment</u>	<u>Service Class</u>	<u>Svc Req Contract</u>	<u>Receipt Location</u>	<u>Receipt Loc Prop</u>	<u>Delivery Location</u>	<u>Delivery Loc Prop</u>	<u>Fuel Quantity</u>
2/2014	MI 7	MI 7	TR	121986	505108	243097	521142	40477	201
2/2014	MI 7	MI 7	TR	121986	505108	243097	521144	11580	41
2/2014	MI 7	MI 7	TR	121987	505038	153808	521074	40470	2
2/2014	MI 7	MI 7	TR	121987	505038	153808	521636	22992	21
2/2014	MI 7	MI 7	TR	121987	510005	246067	505038	153808	4
2/2014	MI 7	MI 7	TR	121988	510005	246067	521074	40470	10
2/2014	MI 7	MI 7	TR	121988	510005	246067	521116	42078	5
2/2014	MI 7	MI 7	TR	121988	510005	246067	521124	11562	4
2/2014	MI 7	MI 7	TR	121988	510005	246067	521144	11580	13
2/2014	MI 7	MI 7	TR	121988	510005	246067	521154	11574	12
2/2014	MI 7	MI 7	TR	121988	510005	246067	521162	11748	8
2/2014	MI 7	MI 7	TR	121991	505108	243097	521074	40470	32
2/2014	MI 7	MI 7	TR	121991	505108	243097	521144	11580	4
2/2014	MI 7	MI 7	TR	121991	505108	243097	521154	11574	9
2/2014	MI 7	MI 7	TR	121991	511136	277072	521074	40470	75
2/2014	MI 7	MI 7	TR	121991	511136	277072	521116	42078	11
2/2014	MI 7	MI 7	TR	121991	511136	277072	521144	11580	51
2/2014	MI 7	MI 7	TR	121991	511136	277072	521146	11785	35
2/2014	MI 7	MI 7	TR	121991	511136	277072	521154	11574	89
2/2014	MI 7	MI 7	TR	121991	511136	277072	521158	11581	2
2/2014	MI 7	MI 7	TR	121991	511136	277072	521670	40468	5
2/2014	MI 7	MI 7	TR	122002	510005	246067	505038	153808	8
2/2014	MI 7	MI 7	TR	122002	510005	246067	521074	40470	608
2/2014	MI 7	MI 7	TR	122002	510005	246067	521144	11580	46
2/2014	MI 7	MI 7	TR	122002	510005	246067	521146	11785	7
2/2014	MI 7	MI 7	TR	122002	510005	246067	521154	11574	18
2/2014	MI 7	MI 7	TR	122002	510005	246067	521158	11581	8
2/2014	MI 7	MI 7	TR	122006	511162	153853	505017	139249	1,846
2/2014	MI 7	MI 7	TR	122011	505038	153808	505108	243097	300
2/2014	MI 7	MI 7	TR	122011	505038	153808	521008	11616	1,559
2/2014	MI 7	MI 7	TR	122011	505038	153808	521116	42078	179
2/2014	MI 7	MI 7	TR	122011	511158	48644	505038	153808	78
2/2014	MI 7	MI 7	TR	122029	505038	153808	521008	11616	36

**ANR Pipeline Company
 Transportation Services
 Fuel By Route Analysis**
VASCR351

 Reporting Year: *January - December 2014*
 Production Period: **02/2014**

<u>Production Period</u>	<u>Receipt Segment</u>	<u>Delivery Segment</u>	<u>Service Class</u>	<u>Svc Req Contract</u>	<u>Receipt Location</u>	<u>Receipt Loc Prop</u>	<u>Delivery Location</u>	<u>Delivery Loc Prop</u>	<u>Fuel Quantity</u>
2/2014	MI 7	MI 7	TR	122065	511136	277072	521104	40849	2,143
2/2014	MI 7	MI 7	TR	122065	511136	277072	521704	40832	2,901
2/2014	MI 7	MI 7	TR	122086	505038	153808	505038	153808	380
2/2014	MI 7	MI 7	TR	122086	505038	153808	521008	11616	113
2/2014	MI 7	MI 7	TR	122086	505038	153808	521014	153852	278
2/2014	MI 7	MI 7	TR	122086	505038	153808	521016	4196	269
2/2014	MI 7	MI 7	TR	122086	505038	153808	521116	42078	77
2/2014	MI 7	MI 7	TR	122086	505038	153808	521118	11578	75
2/2014	MI 7	MI 7	TR	122086	505038	153808	521122	11751	49
2/2014	MI 7	MI 7	TR	122086	505038	153808	521124	11562	9
2/2014	MI 7	MI 7	TR	122086	505038	153808	521138	11680	349
2/2014	MI 7	MI 7	TR	122086	505038	153808	521142	40477	87
2/2014	MI 7	MI 7	TR	122086	505038	153808	521144	11580	4
2/2014	MI 7	MI 7	TR	122086	505038	153808	521146	11785	8
2/2014	MI 7	MI 7	TR	122086	505038	153808	521162	11748	83
2/2014	MI 7	MI 7	TR	122086	505038	153808	521622	110850	1
2/2014	MI 7	MI 7	TR	122086	505038	153808	521636	22992	463
2/2014	MI 7	MI 7	TR	122086	505038	153808	521670	40468	10
2/2014	MI 7	MI 7	TR	122086	505038	153808	521932	138744	126
2/2014	MI 7	MI 7	TR	122086	505038	153808	521948	4492	51
2/2014	MI 7	MI 7	TR	122086	505038	153808	521962	139401	9
2/2014	MI 7	MI 7	TR	122086	505038	153808	523052	467243	28
2/2014	MI 7	MI 7	TR	122086	505038	153808	523059	703495	420
2/2014	MI 7	MI 7	TR	122086	505108	243097	521008	11616	94
2/2014	MI 7	MI 7	TR	122086	505108	243097	521014	153852	71
2/2014	MI 7	MI 7	TR	122086	505108	243097	521116	42078	176
2/2014	MI 7	MI 7	TR	122086	505108	243097	521122	11751	6
2/2014	MI 7	MI 7	TR	122086	505108	243097	521138	11680	24
2/2014	MI 7	MI 7	TR	122086	505108	243097	521142	40477	15
2/2014	MI 7	MI 7	TR	122086	505108	243097	521162	11748	12
2/2014	MI 7	MI 7	TR	122086	505108	243097	521636	22992	100
2/2014	MI 7	MI 7	TR	122086	505108	243097	521948	4492	6
2/2014	MI 7	MI 7	TR	122086	510005	246067	505038	153808	9

**ANR Pipeline Company
 Transportation Services
 Fuel By Route Analysis**

VASCR351

Reporting Year: *January - December 2014*
 Production Period: **02/2014**

<u>Production Period</u>	<u>Receipt Segment</u>	<u>Delivery Segment</u>	<u>Service Class</u>	<u>Svc Req Contract</u>	<u>Receipt Location</u>	<u>Receipt Loc Prop</u>	<u>Delivery Location</u>	<u>Delivery Loc Prop</u>	<u>Fuel Quantity</u>
2/2014	MI 7	MI 7	TR	122086	510005	246067	521008	11616	19
2/2014	MI 7	MI 7	TR	122086	510005	246067	521014	153852	61
2/2014	MI 7	MI 7	TR	122086	510005	246067	521116	42078	277
2/2014	MI 7	MI 7	TR	122086	510005	246067	521118	11578	30
2/2014	MI 7	MI 7	TR	122086	510005	246067	521122	11751	12
2/2014	MI 7	MI 7	TR	122086	510005	246067	521138	11680	81
2/2014	MI 7	MI 7	TR	122086	510005	246067	521142	40477	30
2/2014	MI 7	MI 7	TR	122086	510005	246067	521162	11748	24
2/2014	MI 7	MI 7	TR	122086	510005	246067	521622	110850	4
2/2014	MI 7	MI 7	TR	122086	510005	246067	521636	22992	23
2/2014	MI 7	MI 7	TR	122086	510005	246067	521948	4492	12
2/2014	MI 7	MI 7	TR	122086	511136	277072	505038	153808	20
2/2014	MI 7	MI 7	TR	122086	511136	277072	521008	11616	12
2/2014	MI 7	MI 7	TR	122086	511136	277072	521014	153852	31
2/2014	MI 7	MI 7	TR	122086	511136	277072	521116	42078	7
2/2014	MI 7	MI 7	TR	122086	511136	277072	521122	11751	4
2/2014	MI 7	MI 7	TR	122086	511136	277072	521138	11680	30
2/2014	MI 7	MI 7	TR	122086	511136	277072	521142	40477	9
2/2014	MI 7	MI 7	TR	122086	511136	277072	521162	11748	8
2/2014	MI 7	MI 7	TR	122086	511136	277072	521636	22992	42
2/2014	MI 7	MI 7	TR	122086	511136	277072	521948	4492	5
2/2014	MI 7	MI 7	TR	122086	511158	48644	505038	153808	796
2/2014	MI 7	MI 7	TR	122086	511158	48644	521014	153852	16
2/2014	MI 7	MI 7	TR	122086	511158	48644	521016	4196	41
2/2014	MI 7	MI 7	TR	122171	505038	153808	505108	243097	1,376
2/2014	MI 7	MI 7	TR	122171	505038	153808	521008	11616	2,671
2/2014	MI 7	MI 7	TR	122174	505038	153808	521008	11616	1,171
2/2014	MI 7	MI 7	TR	122177	505038	153808	505108	243097	793
2/2014	MI 7	MI 7	TR	122177	505038	153808	510005	246067	56
2/2014	MI 7	MI 7	TR	122177	505038	153808	521008	11616	48
2/2014	MI 7	MI 7	TR	122177	505038	153808	521016	4196	19
2/2014	MI 7	MI 7	TR	122177	505038	153808	521116	42078	24
2/2014	MI 7	MI 7	TR	122177	505038	153808	521636	22992	29

**ANR Pipeline Company
 Transportation Services
 Fuel By Route Analysis**
VASCR351

 Reporting Year: *January - December 2014*
 Production Period: 02/2014

<u>Production Period</u>	<u>Receipt Segment</u>	<u>Delivery Segment</u>	<u>Service Class</u>	<u>Svc Req Contract</u>	<u>Receipt Location</u>	<u>Receipt Loc Prop</u>	<u>Delivery Location</u>	<u>Delivery Loc Prop</u>	<u>Fuel Quantity</u>
2/2014	MI 7	MI 7	TR	122177	505038	153808	521932	138744	67
2/2014	MI 7	MI 7	TR	122177	505108	243097	505038	153808	82
2/2014	MI 7	MI 7	TR	122177	505108	243097	521008	11616	6
2/2014	MI 7	MI 7	TR	122177	505108	243097	521636	22992	5
2/2014	MI 7	MI 7	TR	122264	505038	153808	505108	243097	18
2/2014	MI 7	MI 7	TR	122264	505038	153808	521016	4196	168
2/2014	MI 7	MI 7	TR	122264	505038	153808	521932	138744	72
2/2014	MI 7	MI 7	TR	122264	511136	277072	505038	153808	21
2/2014	MI 7	MI 7	TR	122265	505038	153808	521074	40470	52
2/2014	MI 7	MI 7	TR	122265	505038	153808	521118	11578	67
2/2014	MI 7	MI 7	TR	122265	505038	153808	521122	11751	32
2/2014	MI 7	MI 7	TR	122265	505038	153808	521124	11562	8
2/2014	MI 7	MI 7	TR	122265	505038	153808	521138	11680	41
2/2014	MI 7	MI 7	TR	122265	505038	153808	521670	40468	76
2/2014	MI 7	MI 7	TR	122265	510005	246067	505038	153808	7
2/2014	MI 7	MI 7	TR	122265	511158	48644	521124	11562	108
2/2014	MI 7	MI 7	TR	122265	511162	153853	521124	11562	55
2/2014	MI 7	MI 7	TR	122265	511162	153853	521138	11680	111
2/2014	MI 7	MI 7	TR	122265	511162	153853	521154	11574	2
2/2014	MI 7	MI 7	TR	122265	511162	153853	521962	139401	112
2/2014	MI 7	MI 7	TR	122266	505038	153808	521138	11680	2
2/2014	MI 7	MI 7	TR	122266	505123	261474	521118	11578	28
2/2014	MI 7	MI 7	TR	122266	511136	277072	505038	153808	3
2/2014	MI 7	MI 7	TR	122271	505038	153808	505108	243097	6
2/2014	MI 7	MI 7	TR	122271	505038	153808	521690	40892	74
2/2014	MI 7	MI 7	TR	122271	505038	153808	523008	312117	1,765
2/2014	MI 7	MI 7	TR	122816	505038	153808	521008	11616	293
2/2014	MI 7	MI 7	TR	122816	505038	153808	523008	312117	90
2/2014	MI 7	MI 7	TR	122816	505108	243097	521008	11616	12
2/2014	MI 7	MI 7	TR	122816	505108	243097	521690	40892	12
2/2014	MI 7	MI 7	TR	122816	505108	243097	523008	312117	12
2/2014	MI 7	MI 7	TR	122816	510005	246067	523008	312117	12
2/2014	MI 7	MI 7	TR	122816	510029	2610	521008	11616	12

ANR Pipeline Company Transportation Services Fuel By Route Analysis
--

VASCR351

 Reporting Year: *January - December 2014*
 Production Period: **02/2014**

<u>Production Period</u>	<u>Receipt Segment</u>	<u>Delivery Segment</u>	<u>Service Class</u>	<u>Svc Req Contract</u>	<u>Receipt Location</u>	<u>Receipt Loc Prop</u>	<u>Delivery Location</u>	<u>Delivery Loc Prop</u>	<u>Fuel Quantity</u>
2/2014	MI 7	MI 7	TR	122816	511136	277072	505038	153808	3
2/2014	MI 7	MI 7	TR	122837	505038	153808	521030	282436	2,558
2/2014	MI 7	MI 7	TR	122837	505230	153728	521030	282436	124
2/2014	MI 7	MI 7	TR	122837	511136	277072	521030	282436	5
2/2014	MI 7	MI 7	TR	122837	511158	48644	521030	282436	75
2/2014	MI 7	MI 7	TR	122954	505038	153808	505108	243097	504
2/2014	MI 7	MI 7	TR	122977	505038	153808	521690	40892	3
2/2014	MI 7	MI 7	TR	123137	505038	153808	521116	42078	44
2/2014	MI 7	MI 7	TR	123152	505038	153808	521116	42078	333
2/2014	MI 7	MI 7	TR	123152	511158	48644	505038	153808	8
2/2014	MI 7	MI 7	TR	123152	511158	48644	521116	42078	282
2/2014	MI 7	MI 7	TR	123223	505038	153808	505108	243097	9
2/2014	MI 7	MI 7	TR	123223	505038	153808	510005	246067	31
2/2014	MI 7	MI 7	TR	123223	505038	153808	521008	11616	90
2/2014	MI 7	MI 7	TR	123223	505038	153808	521016	4196	23
2/2014	MI 7	MI 7	TR	123223	505038	153808	521030	282436	338
2/2014	MI 7	MI 7	TR	123223	505038	153808	521116	42078	47
2/2014	MI 7	MI 7	TR	123223	505038	153808	521932	138744	126
2/2014	MI 7	MI 7	TR	123223	510005	246067	505038	153808	356
2/2014	MI 7	MI 7	TR	123223	510005	246067	521008	11616	138
2/2014	MI 7	MI 7	TR	123223	510005	246067	521030	282436	322
2/2014	MI 7	MI 7	TR	123223	511136	277072	505038	153808	34
2/2014	MI 7	MI 7	TR	123223	511136	277072	521030	282436	22
2/2014	MI 7	MI 7	TR	123223	511158	48644	505038	153808	79
2/2014	MI 7	MI 7	TR	123224	505038	153808	505108	243097	56
2/2014	MI 7	MI 7	TR	123224	505038	153808	510005	246067	25
2/2014	MI 7	MI 7	TR	123224	505038	153808	521030	282436	114
2/2014	MI 7	MI 7	TR	123224	505038	153808	521116	42078	23
2/2014	MI 7	MI 7	TR	123224	510005	246067	521030	282436	1
2/2014	MI 7	MI 7	TR	123224	511136	277072	505038	153808	7
2/2014	MI 7	MI 7	TR	123224	511136	277072	521030	282436	26
2/2014	MI 7	MI 7	TR	123257	505038	153808	521116	42078	28
2/2014	MI 7	MI 7	TR	123257	505038	153808	521636	22992	28

ANR Pipeline Company Transportation Services Fuel By Route Analysis

VASCR351

Reporting Year: *January - December 2014*
 Production Period: **02/2014**

<u>Production Period</u>	<u>Receipt Segment</u>	<u>Delivery Segment</u>	<u>Service Class</u>	<u>Svc Req Contract</u>	<u>Receipt Location</u>	<u>Receipt Loc Prop</u>	<u>Delivery Location</u>	<u>Delivery Loc Prop</u>	<u>Fuel Quantity</u>
2/2014	MI 7	MI 7	TR	123267	505108	243097	505038	153808	7
2/2014	MI 7	MI 7	TR	123269	510005	246067	505038	153808	2
2/2014	MI 7	MI 7	TR	123269	510005	246067	521074	40470	9
2/2014	MI 7	MI 7	TR	123269	510005	246067	521144	11580	11
2/2014	MI 7	MI 7	TR	123272	505108	243097	505038	153808	7
2/2014	MI 7	MI 7	TR	123272	511162	153853	505038	153808	7
2/2014	MI 7	MI 7	TR	123273	511136	277072	505038	153808	4
2/2014	MI 7	MI 7	TR	123273	511162	153853	505038	153808	4
2/2014	MI 7	MI 7	TR	123283	505108	243097	505038	153808	9
2/2014	MI 7	MI 7	TR	123283	511162	153853	505038	153808	9
2/2014	MI 7	MI 7	TR	123284	505108	243097	505038	153808	9
2/2014	MI 7	MI 7	TR	123284	511136	277072	521636	22992	10
2/2014	MI 7	MI 7	TR	123284	511162	153853	505038	153808	11
2/2014	MI 7	MI 7	TR	123287	505108	243097	505038	153808	3
2/2014	MI 7	MI 7	TR	123288	505038	153808	521008	11616	599
2/2014	MI 7	MI 7	TR	123288	505038	153808	521690	40892	331
2/2014	MI 7	MI 7	TR	123288	505038	153808	523008	312117	381
2/2014	MI 7	MI 7	TR	123288	505222	140358	505137	320550	117
2/2014	MI 7	MI 7	TR	123288	505230	153728	521008	11616	22
2/2014	MI 7	MI 7	TR	123288	510005	246067	521008	11616	68
2/2014	MI 7	MI 7	TR	123288	510005	246067	523008	312117	69
2/2014	MI 7	MI 7	TR	123291	505038	153808	521008	11616	243
2/2014	MI 7	MI 7	TR	123291	505038	153808	521118	11578	9
2/2014	MI 7	MI 7	TR	123291	505038	153808	521622	110850	19
2/2014	MI 7	MI 7	TR	123291	505038	153808	521636	22992	25
2/2014	MI 7	MI 7	TR	123291	505038	153808	521670	40468	9
2/2014	MI 7	MI 7	TR	123291	505038	153808	521690	40892	48
2/2014	MI 7	MI 7	TR	123291	505038	153808	523008	312117	368
2/2014	MI 7	MI 7	TR	123291	505222	140358	505137	320550	135
2/2014	MI 7	MI 7	TR	123294	505038	153808	521008	11616	54
2/2014	MI 7	MI 7	TR	123294	505038	153808	521622	110850	38
2/2014	MI 7	MI 7	TR	123294	505038	153808	521690	40892	19
2/2014	MI 7	MI 7	TR	123294	505038	153808	523008	312117	114

ANR Pipeline Company Transportation Services Fuel By Route Analysis

VASCR351

Reporting Year: *January - December 2014*
 Production Period: **02/2014**

<u>Production Period</u>	<u>Receipt Segment</u>	<u>Delivery Segment</u>	<u>Service Class</u>	<u>Svc Req Contract</u>	<u>Receipt Location</u>	<u>Receipt Loc Prop</u>	<u>Delivery Location</u>	<u>Delivery Loc Prop</u>	<u>Fuel Quantity</u>
2/2014	MI 7	MI 7	TR	123294	505222	140358	505137	320550	38
2/2014	MI 7	MI 7	TR	123315	505038	153808	521932	138744	28
2/2014	MI 7	MI 7	TR	123318	505038	153808	521948	4492	28
2/2014	MI 7	MI 7	TR	123325	505038	153808	521932	138744	4
2/2014	MI 7	MI 7	TR	123325	505038	153808	521948	4492	2
2/2014	MI 7	MI 7	TR	123334	505038	153808	521932	138744	28
2/2014	MI 7	MI 7	TR	123336	505038	153808	521932	138744	2
2/2014	MI 7	MI 7	TR	123362	505038	153808	521932	138744	28
2/2014	MI 7	MI 7	TR	123393	505038	153808	521016	4196	7
2/2014	MI 7	MI 7	TR	123403	505038	153808	521932	138744	28
2/2014	MI 7	MI 7	TR	123419	505038	153808	521948	4492	28
2/2014	MI 7	MI 7	TR	123422	505038	153808	521948	4492	20
2/2014	MI 7	MI 7	TR	123489	505038	153808	505108	243097	2
2/2014	MI 7	MI 7	TR	123490	505038	153808	505108	243097	2
2/2014	MI 7	MI 7	TR	123490	505038	153808	521636	22992	2
2/2014	MI 7	MI 7	TR	123495	505038	153808	505038	153808	36
2/2014	MI 7	MI 7	TR	123495	505038	153808	521008	11616	287
2/2014	MI 7	MI 7	TR	123495	505038	153808	521016	4196	252
2/2014	MI 7	MI 7	TR	123495	505038	153808	521622	110850	13
2/2014	MI 7	MI 7	TR	123495	505038	153808	521636	22992	130
2/2014	MI 7	MI 7	TR	123495	505038	153808	521932	138744	138
2/2014	MI 7	MI 7	TR	123495	505038	153808	523059	703495	36
2/2014	MI 7	MI 7	TR	123495	510005	246067	521008	11616	4
2/2014	MI 7	MI 7	TR	123495	510005	246067	521116	42078	70
2/2014	MI 7	MI 7	TR	123495	510005	246067	521622	110850	56
2/2014	MI 7	MI 7	TR	123495	510005	246067	521636	22992	174
2/2014	MI 7	MI 7	TR	123495	511136	277072	521636	22992	13
2/2014	MI 7	MI 7	TR	123495	511158	48644	505038	153808	36
2/2014	MI 7	MI 7	TR	123495	511158	48644	521636	22992	30
2/2014	MI 7	MI 7	TR	123539	505038	153808	521932	138744	28
2/2014	MI 7	MI 7	TR	123566	505038	153808	521636	22992	7
2/2014	MI 7	MI 7	TR	123566	505108	243097	521008	11616	14
2/2014	MI 7	MI 7	TR	123631	505038	153808	505108	243097	21

ANR Pipeline Company Transportation Services Fuel By Route Analysis

VASCR351

Reporting Year: *January - December 2014*
 Production Period: **02/2014**

<u>Production Period</u>	<u>Receipt Segment</u>	<u>Delivery Segment</u>	<u>Service Class</u>	<u>Svc Req Contract</u>	<u>Receipt Location</u>	<u>Receipt Loc Prop</u>	<u>Delivery Location</u>	<u>Delivery Loc Prop</u>	<u>Fuel Quantity</u>
2/2014	MI 7	MI 7	TR	123631	505038	153808	521008	11616	1,724
2/2014	MI 7	MI 7	TR	123631	505038	153808	521098	108641	9
2/2014	MI 7	MI 7	TR	123631	505038	153808	521622	110850	274
2/2014	MI 7	MI 7	TR	123631	505038	153808	523008	312117	249
2/2014	MI 7	MI 7	TR	123631	505108	243097	521008	11616	6
2/2014	MI 7	MI 7	TR	123631	505108	243097	523008	312117	28
2/2014	MI 7	MI 7	TR	123631	505222	140358	505137	320550	100
2/2014	MI 7	MI 7	TR	123631	510005	246067	521008	11616	11
2/2014	MI 7	MI 7	TR	123631	510005	246067	521098	108641	63
2/2014	MI 7	MI 7	TR	123631	510005	246067	521690	40892	14
2/2014	MI 7	MI 7	TR	123631	510005	246067	523008	312117	208
2/2014	MI 7	MI 7	TR	123631	511136	277072	521008	11616	11
2/2014	MI 7	MI 7	TR	123631	511136	277072	523008	312117	11
2/2014	MI 7	MI 7	TR	123643	505108	243097	505038	153808	8
2/2014	MI 7	MI 7	TR	123643	511136	277072	521636	22992	8
2/2014	MI 7	MI 7	TR	123648	511136	277072	505038	153808	2
2/2014	MI 7	MI 7	TR	123715	505108	243097	521008	11616	272
2/2014	MI 7	MI 7	TR	123731	505108	243097	521008	11616	99
2/2014	MI 7	MI 7	TR	123736	505038	153808	521116	42078	271
2/2014	MI 7	MI 7	TR	123739	505038	153808	505108	243097	1
2/2014	MI 7	MI 7	TR	123739	505038	153808	521008	11616	623
2/2014	MI 7	MI 7	TR	123739	505038	153808	521030	282436	1,052
2/2014	MI 7	MI 7	TR	123739	505038	153808	521690	40892	58
2/2014	MI 7	MI 7	TR	123739	510005	246067	505038	153808	153
2/2014	MI 7	MI 7	TR	123739	510005	246067	521008	11616	360
2/2014	MI 7	MI 7	TR	123739	510005	246067	521030	282436	88
2/2014	MI 7	MI 7	TR	123739	510005	246067	521636	22992	16
2/2014	MI 7	MI 7	TR	123739	510005	246067	521690	40892	370
2/2014	MI 7	MI 7	TR	123739	511136	277072	505038	153808	128
2/2014	MI 7	MI 7	TR	123739	511136	277072	521008	11616	17
2/2014	MI 7	MI 7	TR	123739	511136	277072	521138	11680	1
2/2014	MI 7	MI 7	TR	123739	511136	277072	521670	40468	1
2/2014	MI 7	MI 7	TR	123739	511158	48644	505038	153808	140

ANR Pipeline Company Transportation Services Fuel By Route Analysis

VASCR351

Reporting Year: *January - December 2014*
 Production Period: **02/2014**

<u>Production Period</u>	<u>Receipt Segment</u>	<u>Delivery Segment</u>	<u>Service Class</u>	<u>Svc Req Contract</u>	<u>Receipt Location</u>	<u>Receipt Loc Prop</u>	<u>Delivery Location</u>	<u>Delivery Loc Prop</u>	<u>Fuel Quantity</u>
2/2014	MI 7	MI 7	TR	123759	505038	153808	521008	11616	33
2/2014	MI 7	MI 7	TR	123759	505108	243097	505038	153808	62
2/2014	MI 7	MI 7	TR	123759	505108	243097	521008	11616	206
2/2014	MI 7	MI 7	TR	123759	505108	243097	521636	22992	1
2/2014	MI 7	MI 7	TR	123759	511136	277072	521008	11616	7
2/2014	MI 7	MI 7	TR	123761	505038	153808	521008	11616	12
2/2014	MI 7	MI 7	TR	123761	505038	153808	521116	42078	2
2/2014	MI 7	MI 7	TR	123761	505038	153808	521690	40892	104
2/2014	MI 7	MI 7	TR	123761	510029	2610	521008	11616	136
2/2014	MI 7	MI 7	TR	123761	510029	2610	521690	40892	24
2/2014	MI 7	MI 7	TR	123761	511158	48644	521690	40892	72
2/2014	MI 7	MI 7	TR	123763	505038	153808	505108	243097	1,341
2/2014	MI 7	MI 7	TR	123763	505038	153808	521690	40892	269
2/2014	MI 7	MI 7	TR	123763	505108	243097	521690	40892	195
2/2014	MI 7	MI 7	TR	123765	505038	153808	521008	11616	450
2/2014	MI 7	MI 7	TR	123765	505038	153808	521118	11578	188
2/2014	MI 7	MI 7	TR	123765	505038	153808	521122	11751	109
2/2014	MI 7	MI 7	TR	123765	505038	153808	521124	11562	145
2/2014	MI 7	MI 7	TR	123765	505038	153808	521142	40477	42
2/2014	MI 7	MI 7	TR	123765	505038	153808	521162	11748	163
2/2014	MI 7	MI 7	TR	123765	505038	153808	521636	22992	28
2/2014	MI 7	MI 7	TR	123765	505038	153808	521932	138744	635
2/2014	MI 7	MI 7	TR	123765	510005	246067	521162	11748	8
2/2014	MI 7	MI 7	TR	123770	505038	153808	511136	277072	48
2/2014	MI 7	MI 7	TR	123770	505038	153808	521098	108641	36
2/2014	MI 7	MI 7	TR	123770	505038	153808	521622	110850	6
2/2014	MI 7	MI 7	TR	123770	505038	153808	521636	22992	748
2/2014	MI 7	MI 7	TR	123770	505038	153808	521690	40892	69
2/2014	MI 7	MI 7	TR	123770	505108	243097	505038	153808	9
2/2014	MI 7	MI 7	TR	123770	505108	243097	521008	11616	78
2/2014	MI 7	MI 7	TR	123770	505108	243097	521636	22992	45
2/2014	MI 7	MI 7	TR	123770	510005	246067	505038	153808	78
2/2014	MI 7	MI 7	TR	123770	510005	246067	521636	22992	187

ANR Pipeline Company Transportation Services Fuel By Route Analysis

VASCR351

 Reporting Year: *January - December 2014*
 Production Period: 02/2014

<u>Production Period</u>	<u>Receipt Segment</u>	<u>Delivery Segment</u>	<u>Service Class</u>	<u>Svc Req Contract</u>	<u>Receipt Location</u>	<u>Receipt Loc Prop</u>	<u>Delivery Location</u>	<u>Delivery Loc Prop</u>	<u>Fuel Quantity</u>
2/2014	MI 7	MI 7	TR	123770	511136	277072	505038	153808	210
2/2014	MI 7	MI 7	TR	123770	511136	277072	521636	22992	835
2/2014	MI 7	MI 7	TR	123770	511136	277072	521690	40892	1
2/2014	MI 7	MI 7	TR	123821	505038	153808	505137	320550	112
2/2014	MI 7	MI 7	TR	123821	505038	153808	505415	384818	731
2/2014	MI 7	MI 7	TR	123821	505038	153808	521008	11616	400
2/2014	MI 7	MI 7	TR	123821	505038	153808	523008	312117	576
2/2014	MI 7	MI 7	TR	123821	505222	140358	505137	320550	27
2/2014	MI 7	MI 7	TR	123830	505038	153808	505108	243097	405
2/2014	MI 7	MI 7	TR	123830	505038	153808	521690	40892	141
2/2014	MI 7	MI 7	TR	123830	505108	243097	521690	40892	23
2/2014	MI 7	MI 7	TR	123830	511136	277072	521690	40892	288
2/2014	MI 7	MI 7	TR	123830	511158	48644	505108	243097	145
2/2014	MI 7	MI 7	TR	123832	505038	153808	521080	138675	89
2/2014	MI 7	MI 7	TR	123832	505038	153808	521118	11578	5
2/2014	MI 7	MI 7	TR	123832	505038	153808	521670	40468	6
2/2014	MI 7	MI 7	TR	123832	505038	153808	521932	138744	36
2/2014	MI 7	MI 7	TR	123832	505108	243097	521008	11616	52
2/2014	MI 7	MI 7	TR	123832	510005	246067	521008	11616	791
2/2014	MI 7	MI 7	TR	123832	510005	246067	521116	42078	18
2/2014	MI 7	MI 7	TR	123832	510005	246067	521120	11795	2
2/2014	MI 7	MI 7	TR	123832	510005	246067	521122	11751	2
2/2014	MI 7	MI 7	TR	123832	510005	246067	521140	11749	3
2/2014	MI 7	MI 7	TR	123832	511136	277072	521008	11616	18
2/2014	MI 7	MI 7	TR	123833	505038	153808	505108	243097	637
2/2014	MI 7	MI 7	TR	123833	505038	153808	511136	277072	18
2/2014	MI 7	MI 7	TR	123833	505038	153808	521690	40892	858
2/2014	MI 7	MI 7	TR	123836	505038	153808	521116	42078	33
2/2014	MI 7	MI 7	TR	123836	505038	153808	521636	22992	36
2/2014	MI 7	MI 7	TR	123836	505108	243097	505038	153808	18
2/2014	MI 7	MI 7	TR	123836	511136	277072	521636	22992	18
2/2014	MI 7	MI 7	TR	123836	511158	48644	521116	42078	186
2/2014	MI 7	MI 7	TR	123836	511162	153853	505038	153808	18

**ANR Pipeline Company
 Transportation Services
 Fuel By Route Analysis**

VASCR351

Reporting Year: *January - December 2014*
 Production Period: 02/2014

<u>Production Period</u>	<u>Receipt Segment</u>	<u>Delivery Segment</u>	<u>Service Class</u>	<u>Svc Req Contract</u>	<u>Receipt Location</u>	<u>Receipt Loc Prop</u>	<u>Delivery Location</u>	<u>Delivery Loc Prop</u>	<u>Fuel Quantity</u>
2/2014	MI 7	MI 7	TR	123859	511158	48644	521124	11562	36
2/2014	MI 7	MI 7	TR	123867	505038	153808	505108	243097	342
2/2014	MI 7	MI 7	TR	123867	505038	153808	521008	11616	324
2/2014	MI 7	MI 7	TR	123867	505108	243097	521008	11616	18
2/2014	MI 7	MI 7	TR	123867	505108	243097	521116	42078	92
2/2014	MI 7	MI 7	TR	123867	505108	243097	521690	40892	53
2/2014	MI 7	MI 7	TR	123867	511158	48644	505108	243097	612
2/2014	MI 7	MI 7	TR	123867	511158	48644	521690	40892	36
2/2014	MI 7	MI 7	TR	123873	511136	277072	521104	40849	5,040
2/2014	MI 7	MI 7	TR	123883	505038	153808	521932	138744	1,053
2/2014	MI 7	MI 7	TR	123894	505038	153808	521008	11616	448
2/2014	MI 7	MI 7	TR	123894	505038	153808	521690	40892	28
2/2014	MI 7	MI 7	TR	123894	505038	153808	523008	312117	403
2/2014	MI 7	MI 7	TR	123894	505108	243097	521622	110850	251
2/2014	MI 7	MI 7	TR	123894	511136	277072	521622	110850	28
2/2014	MI 7	MI 7	TR	123910	505038	153808	505017	139249	218
2/2014	MI 7	MI 7	TR	123910	505038	153808	521008	11616	16
2/2014	MI 7	MI 7	TR	123910	505038	153808	521118	11578	29
2/2014	MI 7	MI 7	TR	123910	505038	153808	521120	11795	42
2/2014	MI 7	MI 7	TR	123910	505038	153808	521122	11751	102
2/2014	MI 7	MI 7	TR	123910	505038	153808	521124	11562	50
2/2014	MI 7	MI 7	TR	123910	505038	153808	521140	11749	87
2/2014	MI 7	MI 7	TR	123910	505038	153808	521142	40477	78
2/2014	MI 7	MI 7	TR	123910	505038	153808	521690	40892	52
2/2014	MI 7	MI 7	TR	123910	510005	246067	505017	139249	22
2/2014	MI 7	MI 7	TR	123910	510005	246067	521142	40477	3
2/2014	MI 7	MI 7	TR	123911	505038	153808	505017	139249	529
2/2014	MI 7	MI 7	TR	123911	505038	153808	505038	153808	15
2/2014	MI 7	MI 7	TR	123911	505108	243097	505017	139249	280
2/2014	MI 7	MI 7	TR	123911	505108	243097	521116	42078	8
2/2014	MI 7	MI 7	TR	123911	511136	277072	505017	139249	111
2/2014	MI 7	MI 7	TR	123911	511136	277072	505038	153808	66
2/2014	MI 7	MI 7	TR	123912	505038	153808	505017	139249	1,014

**ANR Pipeline Company
 Transportation Services
 Fuel By Route Analysis**

VASCR351

Reporting Year: *January - December 2014*
 Production Period: **02/2014**

<u>Production Period</u>	<u>Receipt Segment</u>	<u>Delivery Segment</u>	<u>Service Class</u>	<u>Svc Req Contract</u>	<u>Receipt Location</u>	<u>Receipt Loc Prop</u>	<u>Delivery Location</u>	<u>Delivery Loc Prop</u>	<u>Fuel Quantity</u>
2/2014	MI 7	MI 7	TR	123912	505038	153808	521008	11616	47
2/2014	MI 7	MI 7	TR	123912	505038	153808	521678	140834	473
2/2014	MI 7	MI 7	TR	123912	505108	243097	505017	139249	53
2/2014	MI 7	MI 7	TR	123912	505108	243097	521678	140834	1
2/2014	MI 7	MI 7	TR	123912	510005	246067	505017	139249	518
2/2014	MI 7	MI 7	TR	123912	510005	246067	521678	140834	229
2/2014	MI 7	MI 7	TR	123916	505038	153808	505038	153808	7
2/2014	MI 7	MI 7	TR	123917	505038	153808	505017	139249	70
2/2014	MI 7	MI 7	TR	123917	505038	153808	521008	11616	51
2/2014	MI 7	MI 7	TR	123917	510005	246067	505017	139249	29
2/2014	MI 7	MI 7	TR	123917	510005	246067	521008	11616	33
2/2014	MI 7	MI 7	TR	123917	510005	246067	521116	42078	17
2/2014	MI 7	MI 7	TR	123918	505038	153808	521985	278172	245
2/2014	MI 7	MI 7	TR	123918	505230	153728	521985	278172	125
2/2014	MI 7	MI 7	TR	123923	505038	153808	521138	11680	2
2/2014	MI 7	MI 7	TR	123923	505038	153808	521624	4375	15
2/2014	MI 7	MI 7	TR	123923	505038	153808	521932	138744	14
2/2014	MI 7	MI 7	TR	123923	505108	243097	521116	42078	15
2/2014	MI 7	MI 7	TR	123923	505108	243097	521624	4375	14
2/2014	MI 7	MI 7	TR	123923	510005	246067	521116	42078	20
2/2014	MI 7	MI 7	TR	123923	511136	277072	521138	11680	25
2/2014	MI 7	MI 7	TR	123923	513022	338686	521138	11680	2
2/2014	MI 7	MI 7	TR	123937	505038	153808	521636	22992	45
2/2014	MI 7	MI 7	TR	123937	505108	243097	505038	153808	36
2/2014	MI 7	MI 7	TR	123937	505108	243097	521008	11616	65
2/2014	MI 7	MI 7	TR	123937	505108	243097	521622	110850	53
2/2014	MI 7	MI 7	TR	123937	505230	153728	521008	11616	3
2/2014	MI 7	MI 7	TR	123937	510005	246067	505038	153808	133
2/2014	MI 7	MI 7	TR	123937	511136	277072	505038	153808	49
2/2014	MI 7	MI 7	TR	123949	505108	243097	521118	11578	21
2/2014	MI 7	MI 7	TR	123949	505108	243097	521122	11751	4
2/2014	MI 7	MI 7	TR	123949	505108	243097	521124	11562	3
2/2014	MI 7	MI 7	TR	123949	505108	243097	521138	11680	3

ANR Pipeline Company Transportation Services Fuel By Route Analysis

VASCR351

 Reporting Year: *January - December 2014*
 Production Period: **02/2014**

<u>Production Period</u>	<u>Receipt Segment</u>	<u>Delivery Segment</u>	<u>Service Class</u>	<u>Svc Req Contract</u>	<u>Receipt Location</u>	<u>Receipt Loc Prop</u>	<u>Delivery Location</u>	<u>Delivery Loc Prop</u>	<u>Fuel Quantity</u>
2/2014	MI 7	MI 7	TR	123949	505108	243097	521162	11748	4
2/2014	MI 7	MI 7	TR	123949	505108	243097	521670	40468	1
2/2014	MI 7	MI 7	TR	123949	505108	243097	523052	467243	6
2/2014	MI 7	MI 7	TR	123954	505108	243097	521118	11578	22
2/2014	MI 7	MI 7	TR	123954	505108	243097	521122	11751	4
2/2014	MI 7	MI 7	TR	123954	505108	243097	521124	11562	3
2/2014	MI 7	MI 7	TR	123954	505108	243097	521138	11680	3
2/2014	MI 7	MI 7	TR	123954	505108	243097	521162	11748	4
2/2014	MI 7	MI 7	TR	123954	505108	243097	521670	40468	1
2/2014	MI 7	MI 7	TR	123954	505108	243097	523052	467243	7
2/2014	MI 7	MI 7	TR	123958	505108	243097	521118	11578	23
2/2014	MI 7	MI 7	TR	123958	505108	243097	521122	11751	4
2/2014	MI 7	MI 7	TR	123958	505108	243097	521124	11562	3
2/2014	MI 7	MI 7	TR	123958	505108	243097	521138	11680	3
2/2014	MI 7	MI 7	TR	123958	505108	243097	521142	40477	3
2/2014	MI 7	MI 7	TR	123958	505108	243097	521144	11580	2
2/2014	MI 7	MI 7	TR	123958	505108	243097	521146	11785	4
2/2014	MI 7	MI 7	TR	123958	505108	243097	521162	11748	4
2/2014	MI 7	MI 7	TR	123958	505108	243097	521670	40468	1
2/2014	MI 7	MI 7	TR	123958	505108	243097	523052	467243	7
2/2014	MI 7	MI 7	TR	123960	505038	153808	505108	243097	235
2/2014	MI 7	MI 7	TR	123960	505038	153808	521116	42078	18
2/2014	MI 7	MI 7	TR	123962	511136	277072	521622	110850	38
2/2014	MI 7	MI 7	TR	123962	511136	277072	521636	22992	18
2/2014	MI 7	MI 7	TR	123964	505108	243097	521118	11578	22
2/2014	MI 7	MI 7	TR	123964	505108	243097	521122	11751	4
2/2014	MI 7	MI 7	TR	123964	505108	243097	521124	11562	3
2/2014	MI 7	MI 7	TR	123964	505108	243097	521138	11680	3
2/2014	MI 7	MI 7	TR	123964	505108	243097	521142	40477	3
2/2014	MI 7	MI 7	TR	123964	505108	243097	521144	11580	2
2/2014	MI 7	MI 7	TR	123964	505108	243097	521146	11785	4
2/2014	MI 7	MI 7	TR	123964	505108	243097	521670	40468	1
2/2014	MI 7	MI 7	TR	123964	505108	243097	523052	467243	7

**ANR Pipeline Company
 Transportation Services
 Fuel By Route Analysis**
VASCR351

 Reporting Year: *January - December 2014*
 Production Period: **02/2014**

<u>Production Period</u>	<u>Receipt Segment</u>	<u>Delivery Segment</u>	<u>Service Class</u>	<u>Svc Req Contract</u>	<u>Receipt Location</u>	<u>Receipt Loc Prop</u>	<u>Delivery Location</u>	<u>Delivery Loc Prop</u>	<u>Fuel Quantity</u>
2/2014	MI 7	MI 7	TR	123967	505108	243097	521118	11578	36
2/2014	MI 7	MI 7	TR	123967	505108	243097	521142	40477	9
2/2014	MI 7	MI 7	TR	123967	505108	243097	521144	11580	6
2/2014	MI 7	MI 7	TR	123967	505108	243097	521146	11785	12
2/2014	MI 7	MI 7	TR	123967	505108	243097	521162	11748	12
2/2014	MI 7	MI 7	TR	123967	505108	243097	523052	467243	18
2/2014	MI 7	MI 7	TR	123972	510005	246067	521124	11562	4
2/2014	MI 7	MI 7	TR	123972	510005	246067	521636	22992	8
2/2014	MI 7	MI 7	TR	123972	510005	246067	521670	40468	40
2/2014	MI 7	MI 7	TR	123972	511128	139396	521622	110850	2
2/2014	MI 7	MI 7	TR	123972	511136	277072	521622	110850	18
2/2014	MI 7	MI 7	TR	123972	511136	277072	521636	22992	18
2/2014	MI 7	MI 7	TR	123972	511136	277072	521670	40468	10
2/2014	MI 7	MI 7	TR	123977	505108	243097	521118	11578	20
2/2014	MI 7	MI 7	TR	123977	505108	243097	521122	11751	4
2/2014	MI 7	MI 7	TR	123977	505108	243097	521124	11562	3
2/2014	MI 7	MI 7	TR	123977	505108	243097	521138	11680	4
2/2014	MI 7	MI 7	TR	123977	505108	243097	521142	40477	3
2/2014	MI 7	MI 7	TR	123977	505108	243097	521144	11580	2
2/2014	MI 7	MI 7	TR	123977	505108	243097	521146	11785	4
2/2014	MI 7	MI 7	TR	123977	505108	243097	521162	11748	4
2/2014	MI 7	MI 7	TR	123977	505108	243097	521670	40468	2
2/2014	MI 7	MI 7	TR	123977	505108	243097	523052	467243	7
2/2014	MI 7	MI 7	TR	123979	505038	153808	505108	243097	5
2/2014	MI 7	MI 7	TR	123979	505038	153808	521008	11616	72
2/2014	MI 7	MI 7	TR	123979	505038	153808	521622	110850	72
2/2014	MI 7	MI 7	TR	123979	505108	243097	521690	40892	73
2/2014	MI 7	MI 7	TR	123979	511158	48644	505108	243097	22
2/2014	MI 7	MI 7	TR	123980	505038	153808	521636	22992	3
2/2014	MI 7	MI 7	TR	123984	505108	243097	521118	11578	17
2/2014	MI 7	MI 7	TR	123984	505108	243097	521122	11751	4
2/2014	MI 7	MI 7	TR	123984	505108	243097	521124	11562	3
2/2014	MI 7	MI 7	TR	123984	505108	243097	521138	11680	4

**ANR Pipeline Company
 Transportation Services
 Fuel By Route Analysis**
VASCR351

 Reporting Year: *January - December 2014*
 Production Period: **02/2014**

<u>Production Period</u>	<u>Receipt Segment</u>	<u>Delivery Segment</u>	<u>Service Class</u>	<u>Svc Req Contract</u>	<u>Receipt Location</u>	<u>Receipt Loc Prop</u>	<u>Delivery Location</u>	<u>Delivery Loc Prop</u>	<u>Fuel Quantity</u>
2/2014	MI 7	MI 7	TR	123984	505108	243097	521142	40477	3
2/2014	MI 7	MI 7	TR	123984	505108	243097	521144	11580	2
2/2014	MI 7	MI 7	TR	123984	505108	243097	521146	11785	4
2/2014	MI 7	MI 7	TR	123984	505108	243097	521670	40468	2
2/2014	MI 7	MI 7	TR	123984	505108	243097	523052	467243	8
2/2014	MI 7	MI 7	TR	123992	505108	243097	521118	11578	78
2/2014	MI 7	MI 7	TR	123992	505108	243097	521122	11751	36
2/2014	MI 7	MI 7	TR	123992	505108	243097	521124	11562	18
2/2014	MI 7	MI 7	TR	123992	505108	243097	521138	11680	24
2/2014	MI 7	MI 7	TR	123992	505108	243097	521142	40477	18
2/2014	MI 7	MI 7	TR	123992	505108	243097	521144	11580	12
2/2014	MI 7	MI 7	TR	123992	505108	243097	521146	11785	24
2/2014	MI 7	MI 7	TR	123992	505108	243097	521670	40468	24
2/2014	MI 7	MI 7	TR	123992	505108	243097	523052	467243	28
2/2014	MI 7	MI 7	TR	123993	510005	246067	521636	22992	7
2/2014	MI 7	MI 7	TR	123997	505038	153808	521636	22992	7
2/2014	MI 7	MI 7	TR	124000	505038	153808	505017	139249	105
2/2014	MI 7	MI 7	TR	124000	505038	153808	521142	40477	4
2/2014	MI 7	MI 7	TR	124000	511136	277072	505017	139249	116
2/2014	MI 7	MI 7	TR	124000	511136	277072	521008	11616	7
2/2014	MI 7	MI 7	TR	124000	511136	277072	521116	42078	76
2/2014	MI 7	MI 7	TR	124000	511136	277072	521142	40477	1
2/2014	MI 7	MI 7	TR	124000	511136	277072	521690	40892	84
2/2014	MI 7	MI 7	TR	124005	505108	243097	505038	153808	59
2/2014	MI 7	MI 7	TR	124005	505108	243097	521008	11616	1,856
2/2014	MI 7	MI 7	TR	124008	505038	153808	505108	243097	126
2/2014	MI 7	MI 7	TR	124008	505038	153808	521008	11616	39
2/2014	MI 7	MI 7	TR	124008	505108	243097	521008	11616	153
2/2014	MI 7	MI 7	TR	124008	510029	2610	521008	11616	22
2/2014	MI 7	MI 7	TR	124008	511136	277072	521008	11616	576
2/2014	MI 7	MI 7	TR	124008	511136	277072	521690	40892	72
2/2014	MI 7	MI 7	TR	124010	505038	153808	521008	11616	152
2/2014	MI 7	MI 7	TR	124010	505038	153808	521116	42078	40

**ANR Pipeline Company
 Transportation Services
 Fuel By Route Analysis**
VASCR351

 Reporting Year: *January - December 2014*
 Production Period: **02/2014**

<u>Production Period</u>	<u>Receipt Segment</u>	<u>Delivery Segment</u>	<u>Service Class</u>	<u>Svc Req Contract</u>	<u>Receipt Location</u>	<u>Receipt Loc Prop</u>	<u>Delivery Location</u>	<u>Delivery Loc Prop</u>	<u>Fuel Quantity</u>
2/2014	MI 7	MI 7	TR	124019	511158	48644	521690	40892	20
2/2014	MI 7	MI 7	TR	124051	511136	277072	505038	153808	13
2/2014	MI 7	MI 7	TR	124051	511136	277072	521116	42078	14
2/2014	MI 7	MI 7	TR	124053	511136	277072	521138	11680	3
2/2014	MI 7	MI 7	TR	124053	511136	277072	521670	40468	5
2/2014	MI 7	MI 7	TR	124073	505038	153808	521116	42078	58
2/2014	MI 7	MI 7	TR	124074	511158	48644	505108	243097	46
2/2014	MI 7	MI 7	TS	109155	505038	153808	505038	153808	2
Segment									172,602
2/2014	MI 7	MW 6	TR	750	505038	153808	505014	139246	93
2/2014	MI 7	MW 6	TR	1800	505038	153808	505013	139241	1,018
2/2014	MI 7	MW 6	TR	108985	505038	153808	505005	139233	17
2/2014	MI 7	MW 6	TR	113046	505038	153808	521470	4738	80
2/2014	MI 7	MW 6	TR	118249	505038	153808	505013	139241	37
2/2014	MI 7	MW 6	TR	118249	505108	243097	505013	139241	171
2/2014	MI 7	MW 6	TR	118249	510005	246067	505013	139241	9
2/2014	MI 7	MW 6	TR	120868	505108	243097	521470	4738	13
2/2014	MI 7	MW 6	TR	122582	505038	153808	521482	4741	200
2/2014	MI 7	MW 6	TR	123393	505038	153808	521420	4602	58
2/2014	MI 7	MW 6	TS	109137	505038	153808	521492	4604	64
2/2014	MI 7	MW 6	TS	109139	505038	153808	521424	13215	3
2/2014	MI 7	MW 6	TS	109143	505038	153808	521430	40195	13
2/2014	MI 7	MW 6	TS	109146	505038	153808	521496	4689	19
2/2014	MI 7	MW 6	TS	109148	505038	153808	521566	12977	6
2/2014	MI 7	MW 6	TS	109150	505038	153808	505029	139367	224
2/2014	MI 7	MW 6	TS	109152	505038	153808	521524	3973	27
2/2014	MI 7	MW 6	TS	109153	505038	153808	521422	12976	15
2/2014	MI 7	MW 6	TS	109155	505038	153808	521498	4857	8
2/2014	MI 7	MW 6	TS	109161	505038	153808	521598	4564	8
2/2014	MI 7	MW 6	TS	109163	505038	153808	521502	4747	26
2/2014	MI 7	MW 6	TS	109169	505038	153808	521418	12991	52
2/2014	MI 7	MW 6	TS	109170	505038	153808	521494	4605	21
2/2014	MI 7	MW 6	TS	109171	505038	153808	521428	40193	83

**ANR Pipeline Company
 Transportation Services
 Fuel By Route Analysis**
VASCR351

 Reporting Year: *January - December 2014*
 Production Period: **02/2014**

<u>Production Period</u>	<u>Receipt Segment</u>	<u>Delivery Segment</u>	<u>Service Class</u>	<u>Svc Req Contract</u>	<u>Receipt Location</u>	<u>Receipt Loc Prop</u>	<u>Delivery Location</u>	<u>Delivery Loc Prop</u>	<u>Fuel Quantity</u>
2/2014	MI 7	MW 6	TS	109198	505038	153808	521426	40183	24
2/2014	MI 7	MW 6	TS	109199	505038	153808	521500	4693	25
2/2014	MI 7	MW 6	TS	110863	505038	153808	521608	171759	17
	Segment								2,331
2/2014	MI 7	WI 7	TR	850	505038	153808	505025	139257	1,176
2/2014	MI 7	WI 7	TR	850	505038	153808	521180	28875	2
2/2014	MI 7	WI 7	TR	850	505038	153808	521220	28766	1
2/2014	MI 7	WI 7	TR	850	505038	153808	521246	28844	3
2/2014	MI 7	WI 7	TR	850	505038	153808	521298	28736	2
2/2014	MI 7	WI 7	TR	850	505038	153808	521322	28868	1
2/2014	MI 7	WI 7	TR	850	505038	153808	521328	28763	2
2/2014	MI 7	WI 7	TR	850	505038	153808	521330	28761	2
2/2014	MI 7	WI 7	TR	850	505038	153808	521336	28738	1
2/2014	MI 7	WI 7	TR	850	505038	153808	521350	28660	2
2/2014	MI 7	WI 7	TR	850	505038	153808	521356	28774	1
2/2014	MI 7	WI 7	TR	850	505038	153808	521392	28730	2
2/2014	MI 7	WI 7	TR	850	505038	153808	521676	100052	2
2/2014	MI 7	WI 7	TR	850	505108	243097	505025	139257	648
2/2014	MI 7	WI 7	TR	850	511136	277072	505025	139257	36
2/2014	MI 7	WI 7	TR	1600	505038	153808	505026	139258	5,737
2/2014	MI 7	WI 7	TR	1600	505108	243097	521314	28661	328
2/2014	MI 7	WI 7	TR	1600	511136	277072	521314	28661	410
2/2014	MI 7	WI 7	TR	104405	505108	243097	521314	28661	175
2/2014	MI 7	WI 7	TR	104405	510029	2610	521314	28661	75
2/2014	MI 7	WI 7	TR	104405	511136	277072	521314	28661	200
2/2014	MI 7	WI 7	TR	105424	511136	277072	521168	28834	2
2/2014	MI 7	WI 7	TR	105428	511136	277072	521250	28841	54
2/2014	MI 7	WI 7	TR	105428	511136	277072	521262	36868	100
2/2014	MI 7	WI 7	TR	105429	511136	277072	521250	28841	5
2/2014	MI 7	WI 7	TR	105430	511136	277072	521676	100052	5
2/2014	MI 7	WI 7	TR	106052	505038	153808	521324	28794	140
2/2014	MI 7	WI 7	TR	106054	511136	277072	521178	28883	420
2/2014	MI 7	WI 7	TR	106055	505038	153808	521178	28883	112

ANR Pipeline Company Transportation Services Fuel By Route Analysis

VASCR351

Reporting Year: *January - December 2014*
 Production Period: **02/2014**

<u>Production Period</u>	<u>Receipt Segment</u>	<u>Delivery Segment</u>	<u>Service Class</u>	<u>Svc Req Contract</u>	<u>Receipt Location</u>	<u>Receipt Loc Prop</u>	<u>Delivery Location</u>	<u>Delivery Loc Prop</u>	<u>Fuel Quantity</u>
2/2014	MI 7	WI 7	TR	106055	511136	277072	521178	28883	280
2/2014	MI 7	WI 7	TR	106211	505038	153808	510033	28873	841
2/2014	MI 7	WI 7	TR	106686	511136	277072	521266	28702	21
2/2014	MI 7	WI 7	TR	106955	511136	277072	521172	28846	160
2/2014	MI 7	WI 7	TR	107161	511136	277072	521266	28702	73
2/2014	MI 7	WI 7	TR	107306	511136	277072	521298	28736	56
2/2014	MI 7	WI 7	TR	107478	511136	277072	521324	28794	392
2/2014	MI 7	WI 7	TR	107784	505108	243097	505023	139255	99
2/2014	MI 7	WI 7	TR	107784	510005	246067	505023	139255	95
2/2014	MI 7	WI 7	TR	107784	511136	277072	505023	139255	688
2/2014	MI 7	WI 7	TR	107877	505038	153808	505023	139255	188
2/2014	MI 7	WI 7	TR	107896	510005	246067	505024	139256	1,764
2/2014	MI 7	WI 7	TR	107897	505038	153808	505024	139256	1,910
2/2014	MI 7	WI 7	TR	107897	505108	243097	505024	139256	72
2/2014	MI 7	WI 7	TR	107897	510005	246067	505024	139256	268
2/2014	MI 7	WI 7	TR	107897	511136	277072	505024	139256	487
2/2014	MI 7	WI 7	TR	108014	505108	243097	505023	139255	153
2/2014	MI 7	WI 7	TR	108014	510005	246067	505023	139255	399
2/2014	MI 7	WI 7	TR	108014	511136	277072	505023	139255	783
2/2014	MI 7	WI 7	TR	108179	505038	153808	521650	269472	9
2/2014	MI 7	WI 7	TR	108179	505038	153808	523032	384134	36
2/2014	MI 7	WI 7	TR	108179	505108	243097	523032	384134	728
2/2014	MI 7	WI 7	TR	108283	505108	243097	521310	28743	22
2/2014	MI 7	WI 7	TR	108283	505108	243097	521356	28774	22
2/2014	MI 7	WI 7	TR	108283	510005	246067	521310	28743	22
2/2014	MI 7	WI 7	TR	108283	511136	277072	521310	28743	550
2/2014	MI 7	WI 7	TR	108288	505108	243097	521810	36869	10
2/2014	MI 7	WI 7	TR	108288	510005	246067	521810	36869	5
2/2014	MI 7	WI 7	TR	108288	511136	277072	521810	36869	125
2/2014	MI 7	WI 7	TR	109021	505038	153808	521034	183670	2,699
2/2014	MI 7	WI 7	TR	109022	505038	153808	521610	261574	136
2/2014	MI 7	WI 7	TR	109023	505038	153808	521994	3908	2,088
2/2014	MI 7	WI 7	TR	109024	510005	246067	521034	183670	554

ANR Pipeline Company Transportation Services Fuel By Route Analysis

VASCR351

Reporting Year: *January - December 2014*
 Production Period: 02/2014

<u>Production Period</u>	<u>Receipt Segment</u>	<u>Delivery Segment</u>	<u>Service Class</u>	<u>Svc Req Contract</u>	<u>Receipt Location</u>	<u>Receipt Loc Prop</u>	<u>Delivery Location</u>	<u>Delivery Loc Prop</u>	<u>Fuel Quantity</u>
2/2014	MI 7	WI 7	TR	109025	510005	246067	521610	261574	1,278
2/2014	MI 7	WI 7	TR	109179	511136	277072	521176	28859	4
2/2014	MI 7	WI 7	TR	109182	505108	243097	521250	28841	4
2/2014	MI 7	WI 7	TR	109182	511136	277072	521250	28841	52
2/2014	MI 7	WI 7	TR	109183	505108	243097	521356	28774	15
2/2014	MI 7	WI 7	TR	109183	510005	246067	521356	28774	7
2/2014	MI 7	WI 7	TR	109183	511136	277072	521172	28846	1
2/2014	MI 7	WI 7	TR	109183	511136	277072	521356	28774	174
2/2014	MI 7	WI 7	TR	109218	505038	153808	505023	139255	2,619
2/2014	MI 7	WI 7	TR	109222	505038	153808	505024	139256	2,361
2/2014	MI 7	WI 7	TR	109415	505108	243097	521316	28831	26
2/2014	MI 7	WI 7	TR	109415	511136	277072	521316	28831	338
2/2014	MI 7	WI 7	TR	109610	510005	246067	521392	28730	28
2/2014	MI 7	WI 7	TR	109854	505038	153808	505023	139255	892
2/2014	MI 7	WI 7	TR	109893	505108	243097	521676	100052	2
2/2014	MI 7	WI 7	TR	109893	505108	243097	523034	384136	2
2/2014	MI 7	WI 7	TR	109893	511136	277072	521676	100052	26
2/2014	MI 7	WI 7	TR	109893	511136	277072	523034	384136	20
2/2014	MI 7	WI 7	TR	109950	511136	277072	521676	100052	56
2/2014	MI 7	WI 7	TR	109952	511136	277072	521330	28761	140
2/2014	MI 7	WI 7	TR	109956	511136	277072	521330	28761	7
2/2014	MI 7	WI 7	TR	109974	505038	153808	521172	28846	16
2/2014	MI 7	WI 7	TR	109974	505038	153808	521250	28841	8
2/2014	MI 7	WI 7	TR	109974	505038	153808	523034	384136	446
2/2014	MI 7	WI 7	TR	109974	505230	153728	521172	28846	11
2/2014	MI 7	WI 7	TR	109974	505230	153728	521250	28841	16
2/2014	MI 7	WI 7	TR	109974	510005	246067	523034	384136	108
2/2014	MI 7	WI 7	TR	109974	511136	277072	521172	28846	70
2/2014	MI 7	WI 7	TR	109974	511136	277072	521250	28841	14
2/2014	MI 7	WI 7	TR	109974	511136	277072	523034	384136	1,571
2/2014	MI 7	WI 7	TR	109976	505038	153808	523034	384136	259
2/2014	MI 7	WI 7	TR	110407	505108	243097	521810	36869	6
2/2014	MI 7	WI 7	TR	110407	511136	277072	521810	36869	78

ANR Pipeline Company Transportation Services Fuel By Route Analysis

VASCR351

Reporting Year: *January - December 2014*
 Production Period: **02/2014**

<u>Production Period</u>	<u>Receipt Segment</u>	<u>Delivery Segment</u>	<u>Service Class</u>	<u>Svc Req Contract</u>	<u>Receipt Location</u>	<u>Receipt Loc Prop</u>	<u>Delivery Location</u>	<u>Delivery Loc Prop</u>	<u>Fuel Quantity</u>
2/2014	MI 7	WI 7	TR	110885	511136	277072	521012	40226	6
2/2014	MI 7	WI 7	TR	110885	511136	277072	521172	28846	7
2/2014	MI 7	WI 7	TR	110885	511136	277072	521178	28883	3
2/2014	MI 7	WI 7	TR	110885	511136	277072	521246	28844	6
2/2014	MI 7	WI 7	TR	110885	511136	277072	521266	28702	3
2/2014	MI 7	WI 7	TR	110885	511136	277072	521314	28661	4
2/2014	MI 7	WI 7	TR	110885	511136	277072	521676	100052	3
2/2014	MI 7	WI 7	TR	110885	511136	277072	521784	28720	7
2/2014	MI 7	WI 7	TR	110885	511136	277072	523034	384136	36
2/2014	MI 7	WI 7	TR	110889	510005	246067	521248	28811	3
2/2014	MI 7	WI 7	TR	110889	511136	277072	521248	28811	78
2/2014	MI 7	WI 7	TR	110904	505038	153808	505025	139257	156
2/2014	MI 7	WI 7	TR	110905	505038	153808	505025	139257	492
2/2014	MI 7	WI 7	TR	111061	505108	243097	521330	28761	14
2/2014	MI 7	WI 7	TR	111061	510005	246067	521330	28761	7
2/2014	MI 7	WI 7	TR	111061	511136	277072	521330	28761	175
2/2014	MI 7	WI 7	TR	111119	510029	2610	521012	40226	2
2/2014	MI 7	WI 7	TR	111119	510029	2610	521172	28846	244
2/2014	MI 7	WI 7	TR	111119	510029	2610	521196	28771	6
2/2014	MI 7	WI 7	TR	111119	510029	2610	521226	28881	2
2/2014	MI 7	WI 7	TR	111119	510029	2610	521246	28844	1
2/2014	MI 7	WI 7	TR	111119	510029	2610	521266	28702	4
2/2014	MI 7	WI 7	TR	111119	510029	2610	521322	28868	6
2/2014	MI 7	WI 7	TR	111119	510029	2610	521350	28660	11
2/2014	MI 7	WI 7	TR	111119	511136	277072	521012	40226	3
2/2014	MI 7	WI 7	TR	111119	511136	277072	521168	28834	1
2/2014	MI 7	WI 7	TR	111119	511136	277072	521172	28846	378
2/2014	MI 7	WI 7	TR	111119	511136	277072	521210	28828	1
2/2014	MI 7	WI 7	TR	111119	511136	277072	521226	28881	2
2/2014	MI 7	WI 7	TR	111119	511136	277072	521266	28702	9
2/2014	MI 7	WI 7	TR	111119	511136	277072	521298	28736	1
2/2014	MI 7	WI 7	TR	111119	511136	277072	521314	28661	6
2/2014	MI 7	WI 7	TR	111119	511136	277072	521350	28660	20

**ANR Pipeline Company
 Transportation Services
 Fuel By Route Analysis**
VASCR351

 Reporting Year: *January - December 2014*
 Production Period: 02/2014

<u>Production Period</u>	<u>Receipt Segment</u>	<u>Delivery Segment</u>	<u>Service Class</u>	<u>Svc Req Contract</u>	<u>Receipt Location</u>	<u>Receipt Loc Prop</u>	<u>Delivery Location</u>	<u>Delivery Loc Prop</u>	<u>Fuel Quantity</u>
2/2014	MI 7	WI 7	TR	111200	505108	243097	505025	139257	292
2/2014	MI 7	WI 7	TR	111201	511136	277072	521250	28841	2
2/2014	MI 7	WI 7	TR	111201	511136	277072	521262	36868	8
2/2014	MI 7	WI 7	TR	111202	511136	277072	521172	28846	64
2/2014	MI 7	WI 7	TR	111203	511136	277072	521298	28736	56
2/2014	MI 7	WI 7	TR	111284	510005	246067	505024	139256	56
2/2014	MI 7	WI 7	TR	111284	511136	277072	505024	139256	448
2/2014	MI 7	WI 7	TR	111296	505108	243097	505026	139258	280
2/2014	MI 7	WI 7	TR	111296	511136	277072	505026	139258	1,008
2/2014	MI 7	WI 7	TR	111297	510005	246067	505023	139255	12
2/2014	MI 7	WI 7	TR	111297	511136	277072	505023	139255	1,582
2/2014	MI 7	WI 7	TR	111316	510005	246067	521314	28661	1
2/2014	MI 7	WI 7	TR	111316	510005	246067	521370	28788	51
2/2014	MI 7	WI 7	TR	111403	505108	243097	505025	139257	86
2/2014	MI 7	WI 7	TR	111403	511136	277072	505025	139257	105
2/2014	MI 7	WI 7	TR	111481	510029	2610	521172	28846	1
2/2014	MI 7	WI 7	TR	111481	510029	2610	521226	28881	1
2/2014	MI 7	WI 7	TR	111481	510029	2610	521266	28702	5
2/2014	MI 7	WI 7	TR	111481	511136	277072	521012	40226	4
2/2014	MI 7	WI 7	TR	111481	511136	277072	521168	28834	1
2/2014	MI 7	WI 7	TR	111481	511136	277072	521172	28846	12
2/2014	MI 7	WI 7	TR	111481	511136	277072	521178	28883	6
2/2014	MI 7	WI 7	TR	111481	511136	277072	521196	28771	5
2/2014	MI 7	WI 7	TR	111481	511136	277072	521226	28881	1
2/2014	MI 7	WI 7	TR	111481	511136	277072	521246	28844	6
2/2014	MI 7	WI 7	TR	111481	511136	277072	521266	28702	1
2/2014	MI 7	WI 7	TR	111481	511136	277072	521298	28736	2
2/2014	MI 7	WI 7	TR	111481	511136	277072	521322	28868	6
2/2014	MI 7	WI 7	TR	111481	511136	277072	521350	28660	6
2/2014	MI 7	WI 7	TR	111481	511136	277072	521676	100052	9
2/2014	MI 7	WI 7	TR	111481	511136	277072	521784	28720	11
2/2014	MI 7	WI 7	TR	111718	510029	2610	521012	40226	5
2/2014	MI 7	WI 7	TR	111718	510029	2610	521210	28828	2

ANR Pipeline Company Transportation Services Fuel By Route Analysis

VASCR351

Reporting Year: *January - December 2014*
 Production Period: **02/2014**

<u>Production Period</u>	<u>Receipt Segment</u>	<u>Delivery Segment</u>	<u>Service Class</u>	<u>Svc Req Contract</u>	<u>Receipt Location</u>	<u>Receipt Loc Prop</u>	<u>Delivery Location</u>	<u>Delivery Loc Prop</u>	<u>Fuel Quantity</u>
2/2014	MI 7	WI 7	TR	111718	510029	2610	521246	28844	1
2/2014	MI 7	WI 7	TR	111718	510029	2610	521266	28702	10
2/2014	MI 7	WI 7	TR	111718	510029	2610	521298	28736	2
2/2014	MI 7	WI 7	TR	111718	510029	2610	521350	28660	1
2/2014	MI 7	WI 7	TR	111718	510029	2610	521676	100052	5
2/2014	MI 7	WI 7	TR	111718	511136	277072	521012	40226	13
2/2014	MI 7	WI 7	TR	111718	511136	277072	521168	28834	3
2/2014	MI 7	WI 7	TR	111718	511136	277072	521172	28846	216
2/2014	MI 7	WI 7	TR	111718	511136	277072	521178	28883	19
2/2014	MI 7	WI 7	TR	111718	511136	277072	521180	28875	2
2/2014	MI 7	WI 7	TR	111718	511136	277072	521196	28771	7
2/2014	MI 7	WI 7	TR	111718	511136	277072	521210	28828	8
2/2014	MI 7	WI 7	TR	111718	511136	277072	521226	28881	6
2/2014	MI 7	WI 7	TR	111718	511136	277072	521246	28844	140
2/2014	MI 7	WI 7	TR	111718	511136	277072	521250	28841	194
2/2014	MI 7	WI 7	TR	111718	511136	277072	521266	28702	125
2/2014	MI 7	WI 7	TR	111718	511136	277072	521298	28736	4
2/2014	MI 7	WI 7	TR	111718	511136	277072	521314	28661	6
2/2014	MI 7	WI 7	TR	111718	511136	277072	521322	28868	8
2/2014	MI 7	WI 7	TR	111718	511136	277072	521350	28660	71
2/2014	MI 7	WI 7	TR	111718	511136	277072	521676	100052	154
2/2014	MI 7	WI 7	TR	111718	511136	277072	521784	28720	3
2/2014	MI 7	WI 7	TR	111721	511136	277072	521012	40226	84
2/2014	MI 7	WI 7	TR	111721	511136	277072	521172	28846	93
2/2014	MI 7	WI 7	TR	111721	511136	277072	521176	28859	28
2/2014	MI 7	WI 7	TR	111721	511136	277072	521180	28875	20
2/2014	MI 7	WI 7	TR	111721	511136	277072	521182	28854	56
2/2014	MI 7	WI 7	TR	111721	511136	277072	521200	28679	28
2/2014	MI 7	WI 7	TR	111721	511136	277072	521212	28882	28
2/2014	MI 7	WI 7	TR	111721	511136	277072	521214	40197	56
2/2014	MI 7	WI 7	TR	111721	511136	277072	521218	28865	56
2/2014	MI 7	WI 7	TR	111721	511136	277072	521220	28766	56
2/2014	MI 7	WI 7	TR	111721	511136	277072	521240	28759	20

ANR Pipeline Company Transportation Services Fuel By Route Analysis

VASCR351

Reporting Year: *January - December 2014*
 Production Period: **02/2014**

<u>Production Period</u>	<u>Receipt Segment</u>	<u>Delivery Segment</u>	<u>Service Class</u>	<u>Svc Req Contract</u>	<u>Receipt Location</u>	<u>Receipt Loc Prop</u>	<u>Delivery Location</u>	<u>Delivery Loc Prop</u>	<u>Fuel Quantity</u>
2/2014	MI 7	WI 7	TR	111721	511136	277072	521246	28844	56
2/2014	MI 7	WI 7	TR	111721	511136	277072	521262	36868	169
2/2014	MI 7	WI 7	TR	111721	511136	277072	521266	28702	113
2/2014	MI 7	WI 7	TR	111721	511136	277072	521302	28747	56
2/2014	MI 7	WI 7	TR	111721	511136	277072	521314	28661	56
2/2014	MI 7	WI 7	TR	111721	511136	277072	521318	28829	28
2/2014	MI 7	WI 7	TR	111721	511136	277072	521322	28868	208
2/2014	MI 7	WI 7	TR	111721	511136	277072	521324	28794	28
2/2014	MI 7	WI 7	TR	111721	511136	277072	521330	28761	28
2/2014	MI 7	WI 7	TR	111721	511136	277072	521340	28732	28
2/2014	MI 7	WI 7	TR	111721	511136	277072	521344	28734	28
2/2014	MI 7	WI 7	TR	111721	511136	277072	521350	28660	57
2/2014	MI 7	WI 7	TR	111721	511136	277072	521356	28774	56
2/2014	MI 7	WI 7	TR	111721	511136	277072	521676	100052	2
2/2014	MI 7	WI 7	TR	111721	511136	277072	521786	28798	28
2/2014	MI 7	WI 7	TR	111721	511136	277072	521814	36934	76
2/2014	MI 7	WI 7	TR	111721	511136	277072	523034	384136	28
2/2014	MI 7	WI 7	TR	111730	505038	153808	521172	28846	44
2/2014	MI 7	WI 7	TR	111730	505038	153808	521250	28841	5
2/2014	MI 7	WI 7	TR	111730	505038	153808	523034	384136	68
2/2014	MI 7	WI 7	TR	111730	511136	277072	521172	28846	163
2/2014	MI 7	WI 7	TR	111730	511136	277072	521250	28841	28
2/2014	MI 7	WI 7	TR	111730	511136	277072	521784	28720	28
2/2014	MI 7	WI 7	TR	111730	511136	277072	523034	384136	789
2/2014	MI 7	WI 7	TR	111813	505108	243097	505025	139257	36
2/2014	MI 7	WI 7	TR	111864	505108	243097	505026	139258	702
2/2014	MI 7	WI 7	TR	111910	505038	153808	521172	28846	7
2/2014	MI 7	WI 7	TR	112565	505038	153808	521296	139402	76
2/2014	MI 7	WI 7	TR	112565	505038	153808	521650	269472	220
2/2014	MI 7	WI 7	TR	112565	505038	153808	523032	384134	712
2/2014	MI 7	WI 7	TR	112612	505038	153808	505025	139257	282
2/2014	MI 7	WI 7	TR	112612	505038	153808	521654	284917	684
2/2014	MI 7	WI 7	TR	112901	505108	243097	521292	28806	2

ANR Pipeline Company Transportation Services Fuel By Route Analysis

VASCR351

Reporting Year: *January - December 2014*
 Production Period: **02/2014**

<u>Production Period</u>	<u>Receipt Segment</u>	<u>Delivery Segment</u>	<u>Service Class</u>	<u>Svc Req Contract</u>	<u>Receipt Location</u>	<u>Receipt Loc Prop</u>	<u>Delivery Location</u>	<u>Delivery Loc Prop</u>	<u>Fuel Quantity</u>
2/2014	MI 7	WI 7	TR	112901	511136	277072	521292	28806	26
2/2014	MI 7	WI 7	TR	112906	505108	243097	521204	28672	2
2/2014	MI 7	WI 7	TR	112906	511136	277072	521172	28846	1
2/2014	MI 7	WI 7	TR	112906	511136	277072	521204	28672	9
2/2014	MI 7	WI 7	TR	112958	505108	243097	523047	444972	8
2/2014	MI 7	WI 7	TR	112958	510005	246067	523047	444972	2
2/2014	MI 7	WI 7	TR	112958	511136	277072	523047	444972	102
2/2014	MI 7	WI 7	TR	113018	505038	153808	521262	36868	774
2/2014	MI 7	WI 7	TR	113120	510029	2610	521012	40226	45
2/2014	MI 7	WI 7	TR	113120	510029	2610	521168	28834	21
2/2014	MI 7	WI 7	TR	113120	510029	2610	521178	28883	73
2/2014	MI 7	WI 7	TR	113120	510029	2610	521196	28771	59
2/2014	MI 7	WI 7	TR	113120	510029	2610	521210	28828	17
2/2014	MI 7	WI 7	TR	113120	510029	2610	521238	28836	6
2/2014	MI 7	WI 7	TR	113120	510029	2610	521246	28844	137
2/2014	MI 7	WI 7	TR	113120	510029	2610	521266	28702	59
2/2014	MI 7	WI 7	TR	113120	510029	2610	521298	28736	35
2/2014	MI 7	WI 7	TR	113120	510029	2610	521314	28661	15
2/2014	MI 7	WI 7	TR	113120	510029	2610	521322	28868	91
2/2014	MI 7	WI 7	TR	113120	510029	2610	521350	28660	3
2/2014	MI 7	WI 7	TR	113120	510029	2610	521676	100052	121
2/2014	MI 7	WI 7	TR	113120	510029	2610	521784	28720	258
2/2014	MI 7	WI 7	TR	113120	510029	2610	521786	28798	25
2/2014	MI 7	WI 7	TR	113120	510029	2610	523034	384136	40
2/2014	MI 7	WI 7	TR	113120	511136	277072	521012	40226	61
2/2014	MI 7	WI 7	TR	113120	511136	277072	521168	28834	13
2/2014	MI 7	WI 7	TR	113120	511136	277072	521172	28846	40
2/2014	MI 7	WI 7	TR	113120	511136	277072	521178	28883	40
2/2014	MI 7	WI 7	TR	113120	511136	277072	521196	28771	58
2/2014	MI 7	WI 7	TR	113120	511136	277072	521210	28828	22
2/2014	MI 7	WI 7	TR	113120	511136	277072	521226	28881	3
2/2014	MI 7	WI 7	TR	113120	511136	277072	521230	28819	4
2/2014	MI 7	WI 7	TR	113120	511136	277072	521238	28836	5

**ANR Pipeline Company
 Transportation Services
 Fuel By Route Analysis**

VASCR351

Reporting Year: *January - December 2014*
 Production Period: **02/2014**

<u>Production Period</u>	<u>Receipt Segment</u>	<u>Delivery Segment</u>	<u>Service Class</u>	<u>Svc Req Contract</u>	<u>Receipt Location</u>	<u>Receipt Loc Prop</u>	<u>Delivery Location</u>	<u>Delivery Loc Prop</u>	<u>Fuel Quantity</u>
2/2014	MI 7	WI 7	TR	113120	511136	277072	521246	28844	97
2/2014	MI 7	WI 7	TR	113120	511136	277072	521266	28702	92
2/2014	MI 7	WI 7	TR	113120	511136	277072	521298	28736	41
2/2014	MI 7	WI 7	TR	113120	511136	277072	521314	28661	59
2/2014	MI 7	WI 7	TR	113120	511136	277072	521322	28868	76
2/2014	MI 7	WI 7	TR	113120	511136	277072	521350	28660	18
2/2014	MI 7	WI 7	TR	113120	511136	277072	521676	100052	52
2/2014	MI 7	WI 7	TR	113120	511136	277072	521784	28720	112
2/2014	MI 7	WI 7	TR	113120	511136	277072	521786	28798	4
2/2014	MI 7	WI 7	TR	113120	511136	277072	523034	384136	32
2/2014	MI 7	WI 7	TR	113181	505038	153808	510033	28873	9
2/2014	MI 7	WI 7	TR	113181	505038	153808	521172	28846	82
2/2014	MI 7	WI 7	TR	113181	505038	153808	521266	28702	8
2/2014	MI 7	WI 7	TR	113181	505038	153808	521296	139402	25
2/2014	MI 7	WI 7	TR	113181	505038	153808	523034	384136	22
2/2014	MI 7	WI 7	TR	113181	505108	243097	521172	28846	20
2/2014	MI 7	WI 7	TR	113181	505108	243097	523032	384134	52
2/2014	MI 7	WI 7	TR	113181	505108	243097	523034	384136	120
2/2014	MI 7	WI 7	TR	113181	510005	246067	521266	28702	18
2/2014	MI 7	WI 7	TR	113181	510005	246067	523032	384134	137
2/2014	MI 7	WI 7	TR	113181	511136	277072	523032	384134	23
2/2014	MI 7	WI 7	TR	113181	513022	338686	523032	384134	36
2/2014	MI 7	WI 7	TR	113239	505038	153808	521814	36934	21
2/2014	MI 7	WI 7	TR	113239	511136	277072	521814	36934	172
2/2014	MI 7	WI 7	TR	113240	505038	153808	521814	36934	211
2/2014	MI 7	WI 7	TR	113240	505108	243097	521814	36934	28
2/2014	MI 7	WI 7	TR	113406	511136	277072	505025	139257	273
2/2014	MI 7	WI 7	TR	113479	505038	153808	523034	384136	36
2/2014	MI 7	WI 7	TR	113536	505038	153808	521266	28702	50
2/2014	MI 7	WI 7	TR	113536	505108	243097	521172	28846	78
2/2014	MI 7	WI 7	TR	113536	505108	243097	521196	28771	12
2/2014	MI 7	WI 7	TR	113536	505108	243097	521246	28844	12
2/2014	MI 7	WI 7	TR	113536	505108	243097	521266	28702	95

**ANR Pipeline Company
 Transportation Services
 Fuel By Route Analysis**
VASCR351

 Reporting Year: *January - December 2014*
 Production Period: 02/2014

<u>Production Period</u>	<u>Receipt Segment</u>	<u>Delivery Segment</u>	<u>Service Class</u>	<u>Svc Req Contract</u>	<u>Receipt Location</u>	<u>Receipt Loc Prop</u>	<u>Delivery Location</u>	<u>Delivery Loc Prop</u>	<u>Fuel Quantity</u>
2/2014	MI 7	WI 7	TR	113536	505108	243097	521314	28661	12
2/2014	MI 7	WI 7	TR	113536	505108	243097	521784	28720	12
2/2014	MI 7	WI 7	TR	113679	505038	153808	523035	387791	27
2/2014	MI 7	WI 7	TR	113679	505108	243097	521250	28841	162
2/2014	MI 7	WI 7	TR	113679	505108	243097	523035	387791	54
2/2014	MI 7	WI 7	TR	113680	505108	243097	521250	28841	27
2/2014	MI 7	WI 7	TR	113680	505108	243097	523034	384136	45
2/2014	MI 7	WI 7	TR	113680	505108	243097	523035	387791	63
2/2014	MI 7	WI 7	TR	113680	510029	2610	521250	28841	108
2/2014	MI 7	WI 7	TR	113681	505108	243097	521172	28846	14
2/2014	MI 7	WI 7	TR	113681	505108	243097	521250	28841	27
2/2014	MI 7	WI 7	TR	113681	505108	243097	523034	384136	135
2/2014	MI 7	WI 7	TR	113682	505038	153808	523035	387791	8
2/2014	MI 7	WI 7	TR	113710	505038	153808	505023	139255	36
2/2014	MI 7	WI 7	TR	113710	505108	243097	505023	139255	586
2/2014	MI 7	WI 7	TR	113710	510005	246067	505023	139255	1,303
2/2014	MI 7	WI 7	TR	113710	511136	277072	505023	139255	112
2/2014	MI 7	WI 7	TR	113877	511136	277072	521172	28846	25
2/2014	MI 7	WI 7	TR	113877	511136	277072	521188	28862	28
2/2014	MI 7	WI 7	TR	113877	511136	277072	521238	28836	5
2/2014	MI 7	WI 7	TR	113877	511136	277072	521812	40304	20
2/2014	MI 7	WI 7	TR	113878	511136	277072	521266	28702	84
2/2014	MI 7	WI 7	TR	113879	511136	277072	521350	28660	28
2/2014	MI 7	WI 7	TR	113880	511136	277072	521786	28798	75
2/2014	MI 7	WI 7	TR	113881	511136	277072	521198	28782	28
2/2014	MI 7	WI 7	TR	113882	511136	277072	521374	28662	28
2/2014	MI 7	WI 7	TR	113884	511136	277072	521246	28844	168
2/2014	MI 7	WI 7	TR	113886	511136	277072	521166	40496	56
2/2014	MI 7	WI 7	TR	113889	511136	277072	521178	28883	28
2/2014	MI 7	WI 7	TR	113890	511136	277072	521214	40197	28
2/2014	MI 7	WI 7	TR	113904	511136	277072	521210	28828	56
2/2014	MI 7	WI 7	TR	113906	511136	277072	521344	28734	28
2/2014	MI 7	WI 7	TR	113915	511136	277072	521246	28844	50

**ANR Pipeline Company
 Transportation Services
 Fuel By Route Analysis**
VASCR351

 Reporting Year: *January - December 2014*
 Production Period: **02/2014**

<u>Production Period</u>	<u>Receipt Segment</u>	<u>Delivery Segment</u>	<u>Service Class</u>	<u>Svc Req Contract</u>	<u>Receipt Location</u>	<u>Receipt Loc Prop</u>	<u>Delivery Location</u>	<u>Delivery Loc Prop</u>	<u>Fuel Quantity</u>
2/2014	MI 7	WI 7	TR	113915	511136	277072	521322	28868	28
2/2014	MI 7	WI 7	TR	113919	511136	277072	521168	28834	75
2/2014	MI 7	WI 7	TR	113921	511136	277072	521260	36867	28
2/2014	MI 7	WI 7	TR	113922	511136	277072	521784	28720	189
2/2014	MI 7	WI 7	TR	113924	511136	277072	521814	36934	28
2/2014	MI 7	WI 7	TR	113928	511136	277072	521240	28759	28
2/2014	MI 7	WI 7	TR	113930	511136	277072	521298	28736	84
2/2014	MI 7	WI 7	TR	113933	511136	277072	521204	28672	50
2/2014	MI 7	WI 7	TR	113936	511136	277072	521248	28811	28
2/2014	MI 7	WI 7	TR	113937	511136	277072	523034	384136	84
2/2014	MI 7	WI 7	TR	113944	511136	277072	521314	28661	84
2/2014	MI 7	WI 7	TR	113945	511136	277072	521814	36934	100
2/2014	MI 7	WI 7	TR	113956	511136	277072	521246	28844	28
2/2014	MI 7	WI 7	TR	113960	511136	277072	521370	28788	28
2/2014	MI 7	WI 7	TR	113975	511136	277072	521370	28788	28
2/2014	MI 7	WI 7	TR	113976	511136	277072	521012	40226	53
2/2014	MI 7	WI 7	TR	113981	511136	277072	521374	28662	28
2/2014	MI 7	WI 7	TR	113987	511136	277072	521784	28720	231
2/2014	MI 7	WI 7	TR	113988	511136	277072	521298	28736	28
2/2014	MI 7	WI 7	TR	113994	511136	277072	521784	28720	28
2/2014	MI 7	WI 7	TR	113998	511136	277072	521200	28679	28
2/2014	MI 7	WI 7	TR	113999	511136	277072	521230	28819	28
2/2014	MI 7	WI 7	TR	114000	511136	277072	521174	28778	56
2/2014	MI 7	WI 7	TR	114002	511136	277072	521248	28811	28
2/2014	MI 7	WI 7	TR	114004	511136	277072	521012	40226	42
2/2014	MI 7	WI 7	TR	114005	511136	277072	521676	100052	42
2/2014	MI 7	WI 7	TR	114007	511136	277072	521168	28834	245
2/2014	MI 7	WI 7	TR	114007	511136	277072	521172	28846	28
2/2014	MI 7	WI 7	TR	114009	511136	277072	521178	28883	28
2/2014	MI 7	WI 7	TR	114015	511136	277072	521266	28702	112
2/2014	MI 7	WI 7	TR	114091	510005	246067	505024	139256	87
2/2014	MI 7	WI 7	TR	114091	511136	277072	505024	139256	87
2/2014	MI 7	WI 7	TR	114466	505038	153808	521172	28846	2

**ANR Pipeline Company
 Transportation Services
 Fuel By Route Analysis**
VASCR351

 Reporting Year: *January - December 2014*
 Production Period: 02/2014

<u>Production Period</u>	<u>Receipt Segment</u>	<u>Delivery Segment</u>	<u>Service Class</u>	<u>Svc Req Contract</u>	<u>Receipt Location</u>	<u>Receipt Loc Prop</u>	<u>Delivery Location</u>	<u>Delivery Loc Prop</u>	<u>Fuel Quantity</u>
2/2014	MI 7	WI 7	TR	114466	505038	153808	521314	28661	97
2/2014	MI 7	WI 7	TR	114466	505108	243097	505026	139258	2
2/2014	MI 7	WI 7	TR	114466	505108	243097	521314	28661	12
2/2014	MI 7	WI 7	TR	114466	510005	246067	521172	28846	1
2/2014	MI 7	WI 7	TR	114466	510005	246067	521314	28661	21
2/2014	MI 7	WI 7	TR	114466	511136	277072	521172	28846	4
2/2014	MI 7	WI 7	TR	114466	511136	277072	521314	28661	301
2/2014	MI 7	WI 7	TR	114466	511158	48644	521314	28661	19
2/2014	MI 7	WI 7	TR	114466	511158	48644	523032	384134	2
2/2014	MI 7	WI 7	TR	114490	505038	153808	521164	28842	97
2/2014	MI 7	WI 7	TR	114490	505038	153808	521314	28661	166
2/2014	MI 7	WI 7	TR	114490	505108	243097	521164	28842	20
2/2014	MI 7	WI 7	TR	114490	505108	243097	521314	28661	15
2/2014	MI 7	WI 7	TR	114490	510005	246067	521164	28842	33
2/2014	MI 7	WI 7	TR	114490	510005	246067	521314	28661	70
2/2014	MI 7	WI 7	TR	114490	511136	277072	521164	28842	262
2/2014	MI 7	WI 7	TR	114490	511136	277072	521314	28661	540
2/2014	MI 7	WI 7	TR	114490	513022	338686	521314	28661	13
2/2014	MI 7	WI 7	TR	114505	505108	243097	505026	139258	308
2/2014	MI 7	WI 7	TR	114512	505108	243097	521262	36868	96
2/2014	MI 7	WI 7	TR	114512	511136	277072	521262	36868	174
2/2014	MI 7	WI 7	TR	114668	505038	153808	521256	174788	25
2/2014	MI 7	WI 7	TR	114668	505038	153808	521258	265372	5
2/2014	MI 7	WI 7	TR	114668	505038	153808	521786	28798	105
2/2014	MI 7	WI 7	TR	114671	505038	153808	521172	28846	216
2/2014	MI 7	WI 7	TR	114671	505038	153808	523034	384136	36
2/2014	MI 7	WI 7	TR	114671	505108	243097	521172	28846	103
2/2014	MI 7	WI 7	TR	114671	505108	243097	521250	28841	108
2/2014	MI 7	WI 7	TR	114671	505108	243097	523035	387791	212
2/2014	MI 7	WI 7	TR	114677	505038	153808	521288	28670	104
2/2014	MI 7	WI 7	TR	114677	505108	243097	521288	28670	69
2/2014	MI 7	WI 7	TR	114677	511136	277072	521288	28670	243
2/2014	MI 7	WI 7	TR	114823	505108	243097	521266	28702	8

ANR Pipeline Company Transportation Services Fuel By Route Analysis

VASCR351

 Reporting Year: *January - December 2014*
 Production Period: **02/2014**

<u>Production Period</u>	<u>Receipt Segment</u>	<u>Delivery Segment</u>	<u>Service Class</u>	<u>Svc Req Contract</u>	<u>Receipt Location</u>	<u>Receipt Loc Prop</u>	<u>Delivery Location</u>	<u>Delivery Loc Prop</u>	<u>Fuel Quantity</u>
2/2014	MI 7	WI 7	TR	114823	511136	277072	521266	28702	104
2/2014	MI 7	WI 7	TR	115067	505038	153808	505024	139256	98
2/2014	MI 7	WI 7	TR	115224	511136	277072	521012	40226	28
2/2014	MI 7	WI 7	TR	115275	505038	153808	521172	28846	21
2/2014	MI 7	WI 7	TR	115275	505038	153808	521250	28841	36
2/2014	MI 7	WI 7	TR	115275	505038	153808	523032	384134	18
2/2014	MI 7	WI 7	TR	115823	505038	153808	521172	28846	109
2/2014	MI 7	WI 7	TR	115823	505038	153808	521174	28778	12
2/2014	MI 7	WI 7	TR	115823	505038	153808	521196	28771	6
2/2014	MI 7	WI 7	TR	115823	505038	153808	521230	28819	1
2/2014	MI 7	WI 7	TR	115823	505038	153808	521248	28811	6
2/2014	MI 7	WI 7	TR	115823	505038	153808	521262	36868	11
2/2014	MI 7	WI 7	TR	115823	505038	153808	521266	28702	14
2/2014	MI 7	WI 7	TR	115823	505038	153808	521286	28853	3
2/2014	MI 7	WI 7	TR	115823	505038	153808	521314	28661	14
2/2014	MI 7	WI 7	TR	115823	505038	153808	521316	28831	4
2/2014	MI 7	WI 7	TR	115823	505038	153808	521318	28829	1
2/2014	MI 7	WI 7	TR	115823	505038	153808	521320	28740	1
2/2014	MI 7	WI 7	TR	115823	505038	153808	521324	28794	9
2/2014	MI 7	WI 7	TR	115823	505038	153808	521344	28734	2
2/2014	MI 7	WI 7	TR	115823	505038	153808	521362	28733	3
2/2014	MI 7	WI 7	TR	115823	505038	153808	521374	28662	6
2/2014	MI 7	WI 7	TR	115823	505038	153808	521610	261574	5
2/2014	MI 7	WI 7	TR	115823	505038	153808	521784	28720	5
2/2014	MI 7	WI 7	TR	115823	505038	153808	521786	28798	9
2/2014	MI 7	WI 7	TR	115823	505038	153808	521814	36934	4
2/2014	MI 7	WI 7	TR	115823	505038	153808	523034	384136	10
2/2014	MI 7	WI 7	TR	115823	505108	243097	521172	28846	119
2/2014	MI 7	WI 7	TR	115823	505108	243097	521174	28778	17
2/2014	MI 7	WI 7	TR	115823	505108	243097	521196	28771	33
2/2014	MI 7	WI 7	TR	115823	505108	243097	521230	28819	5
2/2014	MI 7	WI 7	TR	115823	505108	243097	521246	28844	93
2/2014	MI 7	WI 7	TR	115823	505108	243097	521248	28811	12

**ANR Pipeline Company
 Transportation Services
 Fuel By Route Analysis**

VASCR351

Reporting Year: *January - December 2014*
 Production Period: **02/2014**

<u>Production Period</u>	<u>Receipt Segment</u>	<u>Delivery Segment</u>	<u>Service Class</u>	<u>Svc Req Contract</u>	<u>Receipt Location</u>	<u>Receipt Loc Prop</u>	<u>Delivery Location</u>	<u>Delivery Loc Prop</u>	<u>Fuel Quantity</u>
2/2014	MI 7	WI 7	TR	115823	505108	243097	521262	36868	41
2/2014	MI 7	WI 7	TR	115823	505108	243097	521266	28702	63
2/2014	MI 7	WI 7	TR	115823	505108	243097	521286	28853	12
2/2014	MI 7	WI 7	TR	115823	505108	243097	521314	28661	79
2/2014	MI 7	WI 7	TR	115823	505108	243097	521316	28831	15
2/2014	MI 7	WI 7	TR	115823	505108	243097	521318	28829	11
2/2014	MI 7	WI 7	TR	115823	505108	243097	521320	28740	1
2/2014	MI 7	WI 7	TR	115823	505108	243097	521324	28794	30
2/2014	MI 7	WI 7	TR	115823	505108	243097	521338	28700	10
2/2014	MI 7	WI 7	TR	115823	505108	243097	521344	28734	33
2/2014	MI 7	WI 7	TR	115823	505108	243097	521362	28733	8
2/2014	MI 7	WI 7	TR	115823	505108	243097	521374	28662	16
2/2014	MI 7	WI 7	TR	115823	505108	243097	521784	28720	40
2/2014	MI 7	WI 7	TR	115823	505108	243097	521786	28798	26
2/2014	MI 7	WI 7	TR	115823	505108	243097	521814	36934	32
2/2014	MI 7	WI 7	TR	115823	505108	243097	523034	384136	17
2/2014	MI 7	WI 7	TR	115823	511136	277072	521012	40226	4
2/2014	MI 7	WI 7	TR	115823	511136	277072	521172	28846	39
2/2014	MI 7	WI 7	TR	115823	511136	277072	521174	28778	24
2/2014	MI 7	WI 7	TR	115823	511136	277072	521196	28771	12
2/2014	MI 7	WI 7	TR	115823	511136	277072	521230	28819	3
2/2014	MI 7	WI 7	TR	115823	511136	277072	521246	28844	26
2/2014	MI 7	WI 7	TR	115823	511136	277072	521248	28811	9
2/2014	MI 7	WI 7	TR	115823	511136	277072	521262	36868	33
2/2014	MI 7	WI 7	TR	115823	511136	277072	521266	28702	31
2/2014	MI 7	WI 7	TR	115823	511136	277072	521286	28853	5
2/2014	MI 7	WI 7	TR	115823	511136	277072	521314	28661	19
2/2014	MI 7	WI 7	TR	115823	511136	277072	521316	28831	5
2/2014	MI 7	WI 7	TR	115823	511136	277072	521318	28829	1
2/2014	MI 7	WI 7	TR	115823	511136	277072	521320	28740	5
2/2014	MI 7	WI 7	TR	115823	511136	277072	521324	28794	17
2/2014	MI 7	WI 7	TR	115823	511136	277072	521338	28700	5
2/2014	MI 7	WI 7	TR	115823	511136	277072	521344	28734	12

**ANR Pipeline Company
 Transportation Services
 Fuel By Route Analysis**
VASCR351

 Reporting Year: *January - December 2014*
 Production Period: **02/2014**

<u>Production Period</u>	<u>Receipt Segment</u>	<u>Delivery Segment</u>	<u>Service Class</u>	<u>Svc Req Contract</u>	<u>Receipt Location</u>	<u>Receipt Loc Prop</u>	<u>Delivery Location</u>	<u>Delivery Loc Prop</u>	<u>Fuel Quantity</u>
2/2014	MI 7	WI 7	TR	115823	511136	277072	521362	28733	6
2/2014	MI 7	WI 7	TR	115823	511136	277072	521374	28662	15
2/2014	MI 7	WI 7	TR	115823	511136	277072	521784	28720	13
2/2014	MI 7	WI 7	TR	115823	511136	277072	521786	28798	11
2/2014	MI 7	WI 7	TR	115823	511136	277072	521814	36934	16
2/2014	MI 7	WI 7	TR	115823	511136	277072	523034	384136	19
2/2014	MI 7	WI 7	TR	115931	511136	277072	521298	28736	25
2/2014	MI 7	WI 7	TR	115957	505038	153808	505504	854822	154
2/2014	MI 7	WI 7	TR	116064	505038	153808	505025	139257	1,096
2/2014	MI 7	WI 7	TR	117335	505038	153808	505021	139253	3,998
2/2014	MI 7	WI 7	TR	117335	505108	243097	505021	139253	2
2/2014	MI 7	WI 7	TR	117336	505108	243097	521810	36869	64
2/2014	MI 7	WI 7	TR	117336	511136	277072	521810	36869	1,035
2/2014	MI 7	WI 7	TR	117354	505108	243097	521262	36868	56
2/2014	MI 7	WI 7	TR	117354	510005	246067	521262	36868	8
2/2014	MI 7	WI 7	TR	117358	505108	243097	505021	139253	1,669
2/2014	MI 7	WI 7	TR	118149	510005	246067	521676	100052	414
2/2014	MI 7	WI 7	TR	118149	511136	277072	521676	100052	90
2/2014	MI 7	WI 7	TR	118787	505038	153808	505024	139256	285
2/2014	MI 7	WI 7	TR	118793	505038	153808	505023	139255	1,366
2/2014	MI 7	WI 7	TR	118840	510005	246067	505023	139255	90
2/2014	MI 7	WI 7	TR	118840	511136	277072	505023	139255	236
2/2014	MI 7	WI 7	TR	120144	505038	153808	521266	28702	1
2/2014	MI 7	WI 7	TR	120144	505038	153808	521288	28670	4
2/2014	MI 7	WI 7	TR	120144	505108	243097	521172	28846	36
2/2014	MI 7	WI 7	TR	120144	511136	277072	521266	28702	1
2/2014	MI 7	WI 7	TR	120144	511136	277072	521288	28670	16
2/2014	MI 7	WI 7	TR	120880	510005	246067	521396	150407	28
2/2014	MI 7	WI 7	TR	120953	505038	153808	521172	28846	10
2/2014	MI 7	WI 7	TR	120953	505038	153808	521250	28841	141
2/2014	MI 7	WI 7	TR	120953	505038	153808	521266	28702	55
2/2014	MI 7	WI 7	TR	120953	505038	153808	521296	139402	19
2/2014	MI 7	WI 7	TR	120953	505038	153808	523032	384134	13

**ANR Pipeline Company
 Transportation Services
 Fuel By Route Analysis**
VASCR351

 Reporting Year: *January - December 2014*
 Production Period: **02/2014**

<u>Production Period</u>	<u>Receipt Segment</u>	<u>Delivery Segment</u>	<u>Service Class</u>	<u>Svc Req Contract</u>	<u>Receipt Location</u>	<u>Receipt Loc Prop</u>	<u>Delivery Location</u>	<u>Delivery Loc Prop</u>	<u>Fuel Quantity</u>
2/2014	MI 7	WI 7	TR	120953	505038	153808	523034	384136	33
2/2014	MI 7	WI 7	TR	120953	505108	243097	521250	28841	48
2/2014	MI 7	WI 7	TR	120977	505038	153808	523035	387791	72
2/2014	MI 7	WI 7	TR	121099	505038	153808	521164	28842	5
2/2014	MI 7	WI 7	TR	121282	505108	243097	521204	28672	2
2/2014	MI 7	WI 7	TR	121282	511136	277072	521204	28672	26
2/2014	MI 7	WI 7	TR	121284	505108	243097	521202	28682	2
2/2014	MI 7	WI 7	TR	121284	505108	243097	521314	28661	2
2/2014	MI 7	WI 7	TR	121284	511136	277072	521202	28682	26
2/2014	MI 7	WI 7	TR	121284	511136	277072	521314	28661	26
2/2014	MI 7	WI 7	TR	121932	505038	153808	521266	28702	28
2/2014	MI 7	WI 7	TR	121932	505108	243097	521266	28702	13
2/2014	MI 7	WI 7	TR	121932	510005	246067	521266	28702	1
2/2014	MI 7	WI 7	TR	121932	511136	277072	521266	28702	74
2/2014	MI 7	WI 7	TR	121968	505038	153808	521654	284917	18
2/2014	MI 7	WI 7	TR	121981	511136	277072	521280	28684	56
2/2014	MI 7	WI 7	TR	121982	511136	277072	521204	28672	24
2/2014	MI 7	WI 7	TR	121982	511136	277072	521218	28865	31
2/2014	MI 7	WI 7	TR	121983	510005	246067	521164	28842	3
2/2014	MI 7	WI 7	TR	121983	510005	246067	521210	28828	20
2/2014	MI 7	WI 7	TR	121983	510005	246067	521250	28841	81
2/2014	MI 7	WI 7	TR	121984	505108	243097	521266	28702	88
2/2014	MI 7	WI 7	TR	121984	505108	243097	521336	28738	14
2/2014	MI 7	WI 7	TR	121984	511136	277072	521174	28778	1
2/2014	MI 7	WI 7	TR	121984	511136	277072	521266	28702	94
2/2014	MI 7	WI 7	TR	121984	511136	277072	521336	28738	101
2/2014	MI 7	WI 7	TR	121985	505038	153808	521180	28875	3
2/2014	MI 7	WI 7	TR	121985	511136	277072	521180	28875	79
2/2014	MI 7	WI 7	TR	121985	511136	277072	521340	28732	3
2/2014	MI 7	WI 7	TR	121985	511136	277072	521392	28730	56
2/2014	MI 7	WI 7	TR	121987	505038	153808	523034	384136	5
2/2014	MI 7	WI 7	TR	121987	510005	246067	521246	28844	135
2/2014	MI 7	WI 7	TR	121987	511136	277072	523034	384136	10

ANR Pipeline Company Transportation Services Fuel By Route Analysis

VASCR351

Reporting Year: *January - December 2014*
 Production Period: **02/2014**

<u>Production Period</u>	<u>Receipt Segment</u>	<u>Delivery Segment</u>	<u>Service Class</u>	<u>Svc Req Contract</u>	<u>Receipt Location</u>	<u>Receipt Loc Prop</u>	<u>Delivery Location</u>	<u>Delivery Loc Prop</u>	<u>Fuel Quantity</u>
2/2014	MI 7	WI 7	TR	121988	510005	246067	521322	28868	117
2/2014	MI 7	WI 7	TR	121988	510005	246067	521676	100052	21
2/2014	MI 7	WI 7	TR	121988	510005	246067	523034	384136	7
2/2014	MI 7	WI 7	TR	121989	511136	277072	521266	28702	1
2/2014	MI 7	WI 7	TR	121989	511136	277072	521344	28734	55
2/2014	MI 7	WI 7	TR	121990	511136	277072	523034	384136	56
2/2014	MI 7	WI 7	TR	121991	511136	277072	521322	28868	88
2/2014	MI 7	WI 7	TR	121992	510005	246067	521330	28761	111
2/2014	MI 7	WI 7	TR	121993	511136	277072	521270	28676	28
2/2014	MI 7	WI 7	TR	121994	511136	277072	521288	28670	56
2/2014	MI 7	WI 7	TR	121996	511136	277072	521188	28862	28
2/2014	MI 7	WI 7	TR	121999	511136	277072	521356	28774	28
2/2014	MI 7	WI 7	TR	122002	510005	246067	521164	28842	2
2/2014	MI 7	WI 7	TR	122002	510005	246067	521316	28831	15
2/2014	MI 7	WI 7	TR	122014	511136	277072	521314	28661	196
2/2014	MI 7	WI 7	TR	122069	510005	246067	521250	28841	75
2/2014	MI 7	WI 7	TR	122069	511136	277072	521250	28841	75
2/2014	MI 7	WI 7	TR	122086	505108	243097	521012	40226	2
2/2014	MI 7	WI 7	TR	122086	505108	243097	521172	28846	408
2/2014	MI 7	WI 7	TR	122086	505108	243097	521188	28862	5
2/2014	MI 7	WI 7	TR	122086	505108	243097	521196	28771	6
2/2014	MI 7	WI 7	TR	122086	505108	243097	521210	28828	1
2/2014	MI 7	WI 7	TR	122086	505108	243097	521246	28844	25
2/2014	MI 7	WI 7	TR	122086	505108	243097	521250	28841	173
2/2014	MI 7	WI 7	TR	122086	505108	243097	521266	28702	40
2/2014	MI 7	WI 7	TR	122086	505108	243097	521314	28661	957
2/2014	MI 7	WI 7	TR	122086	505108	243097	521316	28831	207
2/2014	MI 7	WI 7	TR	122086	505108	243097	521394	36936	144
2/2014	MI 7	WI 7	TR	122086	505108	243097	521676	100052	254
2/2014	MI 7	WI 7	TR	122086	505108	243097	521784	28720	25
2/2014	MI 7	WI 7	TR	122086	505108	243097	523034	384136	9
2/2014	MI 7	WI 7	TR	122086	510005	246067	521172	28846	51
2/2014	MI 7	WI 7	TR	122086	510005	246067	521246	28844	10

**ANR Pipeline Company
 Transportation Services
 Fuel By Route Analysis**
VASCR351

 Reporting Year: *January - December 2014*
 Production Period: **02/2014**

<u>Production Period</u>	<u>Receipt Segment</u>	<u>Delivery Segment</u>	<u>Service Class</u>	<u>Svc Req Contract</u>	<u>Receipt Location</u>	<u>Receipt Loc Prop</u>	<u>Delivery Location</u>	<u>Delivery Loc Prop</u>	<u>Fuel Quantity</u>
2/2014	MI 7	WI 7	TR	122086	510005	246067	521250	28841	13
2/2014	MI 7	WI 7	TR	122086	510005	246067	521266	28702	7
2/2014	MI 7	WI 7	TR	122086	510005	246067	521314	28661	75
2/2014	MI 7	WI 7	TR	122086	510005	246067	521316	28831	18
2/2014	MI 7	WI 7	TR	122086	510005	246067	521394	36936	11
2/2014	MI 7	WI 7	TR	122086	510005	246067	521676	100052	7
2/2014	MI 7	WI 7	TR	122086	510005	246067	523034	384136	27
2/2014	MI 7	WI 7	TR	122086	511136	277072	521172	28846	66
2/2014	MI 7	WI 7	TR	122086	511136	277072	521196	28771	4
2/2014	MI 7	WI 7	TR	122086	511136	277072	521246	28844	5
2/2014	MI 7	WI 7	TR	122086	511136	277072	521250	28841	14
2/2014	MI 7	WI 7	TR	122086	511136	277072	521266	28702	12
2/2014	MI 7	WI 7	TR	122086	511136	277072	521314	28661	80
2/2014	MI 7	WI 7	TR	122086	511136	277072	521316	28831	18
2/2014	MI 7	WI 7	TR	122086	511136	277072	521394	36936	13
2/2014	MI 7	WI 7	TR	122086	511136	277072	521676	100052	16
2/2014	MI 7	WI 7	TR	122265	510005	246067	510033	28873	10
2/2014	MI 7	WI 7	TR	122265	510005	246067	521012	40226	14
2/2014	MI 7	WI 7	TR	122265	510005	246067	521164	28842	17
2/2014	MI 7	WI 7	TR	122265	510005	246067	521168	28834	17
2/2014	MI 7	WI 7	TR	122265	510005	246067	521174	28778	48
2/2014	MI 7	WI 7	TR	122265	510005	246067	521178	28883	38
2/2014	MI 7	WI 7	TR	122265	510005	246067	521180	28875	111
2/2014	MI 7	WI 7	TR	122265	510005	246067	521190	28825	126
2/2014	MI 7	WI 7	TR	122265	510005	246067	521238	28836	59
2/2014	MI 7	WI 7	TR	122265	510005	246067	521246	28844	2
2/2014	MI 7	WI 7	TR	122265	510005	246067	521250	28841	219
2/2014	MI 7	WI 7	TR	122265	510005	246067	521260	36867	2
2/2014	MI 7	WI 7	TR	122265	510005	246067	521266	28702	144
2/2014	MI 7	WI 7	TR	122265	510005	246067	521322	28868	2
2/2014	MI 7	WI 7	TR	122265	510005	246067	521676	100052	10
2/2014	MI 7	WI 7	TR	122265	510005	246067	523034	384136	101
2/2014	MI 7	WI 7	TR	122266	511136	277072	521164	28842	1

ANR Pipeline Company Transportation Services Fuel By Route Analysis

VASCR351

Reporting Year: *January - December 2014*
 Production Period: **02/2014**

<u>Production Period</u>	<u>Receipt Segment</u>	<u>Delivery Segment</u>	<u>Service Class</u>	<u>Svc Req Contract</u>	<u>Receipt Location</u>	<u>Receipt Loc Prop</u>	<u>Delivery Location</u>	<u>Delivery Loc Prop</u>	<u>Fuel Quantity</u>
2/2014	MI 7	WI 7	TR	122266	511136	277072	521372	11703	140
2/2014	MI 7	WI 7	TR	122267	510005	246067	521260	36867	224
2/2014	MI 7	WI 7	TR	122268	510005	246067	521164	28842	9
2/2014	MI 7	WI 7	TR	122268	510005	246067	521262	36868	104
2/2014	MI 7	WI 7	TR	122268	510005	246067	521812	40304	81
2/2014	MI 7	WI 7	TR	122269	510005	246067	521372	11703	140
2/2014	MI 7	WI 7	TR	122816	505038	153808	523035	387791	24
2/2014	MI 7	WI 7	TR	122837	505038	153808	523042	439345	1
2/2014	MI 7	WI 7	TR	123169	505108	243097	521306	28741	6
2/2014	MI 7	WI 7	TR	123169	511136	277072	521306	28741	78
2/2014	MI 7	WI 7	TR	123170	505108	243097	521356	28774	14
2/2014	MI 7	WI 7	TR	123170	511136	277072	521356	28774	182
2/2014	MI 7	WI 7	TR	123223	505038	153808	505026	139258	350
2/2014	MI 7	WI 7	TR	123223	505038	153808	521172	28846	187
2/2014	MI 7	WI 7	TR	123223	505038	153808	521250	28841	68
2/2014	MI 7	WI 7	TR	123223	505038	153808	523034	384136	54
2/2014	MI 7	WI 7	TR	123223	505108	243097	505026	139258	467
2/2014	MI 7	WI 7	TR	123223	505108	243097	521172	28846	240
2/2014	MI 7	WI 7	TR	123223	505108	243097	521250	28841	10
2/2014	MI 7	WI 7	TR	123223	505108	243097	523032	384134	17
2/2014	MI 7	WI 7	TR	123223	510005	246067	505026	139258	279
2/2014	MI 7	WI 7	TR	123223	510005	246067	510033	28873	3
2/2014	MI 7	WI 7	TR	123223	510005	246067	521172	28846	3
2/2014	MI 7	WI 7	TR	123223	510005	246067	521250	28841	12
2/2014	MI 7	WI 7	TR	123223	511136	277072	505026	139258	309
2/2014	MI 7	WI 7	TR	123223	511136	277072	521172	28846	66
2/2014	MI 7	WI 7	TR	123223	511136	277072	521250	28841	31
2/2014	MI 7	WI 7	TR	123223	511158	48644	521172	28846	122
2/2014	MI 7	WI 7	TR	123223	511158	48644	523032	384134	19
2/2014	MI 7	WI 7	TR	123223	511158	48644	523034	384136	36
2/2014	MI 7	WI 7	TR	123223	513022	338686	505026	139258	29
2/2014	MI 7	WI 7	TR	123224	505038	153808	521172	28846	2
2/2014	MI 7	WI 7	TR	123224	505038	153808	521250	28841	20

ANR Pipeline Company Transportation Services Fuel By Route Analysis

VASCR351

Reporting Year: *January - December 2014*
 Production Period: **02/2014**

<u>Production Period</u>	<u>Receipt Segment</u>	<u>Delivery Segment</u>	<u>Service Class</u>	<u>Svc Req Contract</u>	<u>Receipt Location</u>	<u>Receipt Loc Prop</u>	<u>Delivery Location</u>	<u>Delivery Loc Prop</u>	<u>Fuel Quantity</u>
2/2014	MI 7	WI 7	TR	123224	505038	153808	523032	384134	5
2/2014	MI 7	WI 7	TR	123258	505108	243097	510033	28873	8
2/2014	MI 7	WI 7	TR	123258	505108	243097	521172	28846	5
2/2014	MI 7	WI 7	TR	123258	505108	243097	521246	28844	5
2/2014	MI 7	WI 7	TR	123258	505108	243097	521250	28841	8
2/2014	MI 7	WI 7	TR	123258	511136	277072	510033	28873	80
2/2014	MI 7	WI 7	TR	123258	511136	277072	521172	28846	52
2/2014	MI 7	WI 7	TR	123258	511136	277072	521180	28875	3
2/2014	MI 7	WI 7	TR	123258	511136	277072	521220	28766	3
2/2014	MI 7	WI 7	TR	123258	511136	277072	521246	28844	5
2/2014	MI 7	WI 7	TR	123258	511136	277072	521250	28841	14
2/2014	MI 7	WI 7	TR	123258	511136	277072	521262	36868	2
2/2014	MI 7	WI 7	TR	123258	511136	277072	521266	28702	3
2/2014	MI 7	WI 7	TR	123258	511136	277072	521322	28868	19
2/2014	MI 7	WI 7	TR	123258	511136	277072	521328	28763	3
2/2014	MI 7	WI 7	TR	123258	511136	277072	521330	28761	2
2/2014	MI 7	WI 7	TR	123258	511136	277072	521336	28738	1
2/2014	MI 7	WI 7	TR	123258	511136	277072	521350	28660	2
2/2014	MI 7	WI 7	TR	123258	511136	277072	521356	28774	1
2/2014	MI 7	WI 7	TR	123258	511136	277072	521370	28788	2
2/2014	MI 7	WI 7	TR	123258	511136	277072	521392	28730	2
2/2014	MI 7	WI 7	TR	123258	511136	277072	521676	100052	8
2/2014	MI 7	WI 7	TR	123259	505108	243097	521172	28846	4
2/2014	MI 7	WI 7	TR	123259	505108	243097	521298	28736	3
2/2014	MI 7	WI 7	TR	123259	505108	243097	521328	28763	6
2/2014	MI 7	WI 7	TR	123259	511136	277072	521172	28846	30
2/2014	MI 7	WI 7	TR	123259	511136	277072	521180	28875	57
2/2014	MI 7	WI 7	TR	123259	511136	277072	521182	28854	6
2/2014	MI 7	WI 7	TR	123259	511136	277072	521220	28766	32
2/2014	MI 7	WI 7	TR	123259	511136	277072	521246	28844	49
2/2014	MI 7	WI 7	TR	123259	511136	277072	521250	28841	9
2/2014	MI 7	WI 7	TR	123259	511136	277072	521262	36868	1
2/2014	MI 7	WI 7	TR	123259	511136	277072	521266	28702	14

ANR Pipeline Company Transportation Services Fuel By Route Analysis

VASCR351

Reporting Year: *January - December 2014*
Production Period: **02/2014**

<u>Production Period</u>	<u>Receipt Segment</u>	<u>Delivery Segment</u>	<u>Service Class</u>	<u>Svc Req Contract</u>	<u>Receipt Location</u>	<u>Receipt Loc Prop</u>	<u>Delivery Location</u>	<u>Delivery Loc Prop</u>	<u>Fuel Quantity</u>
2/2014	MI 7	WI 7	TR	123259	511136	277072	521298	28736	79
2/2014	MI 7	WI 7	TR	123259	511136	277072	521322	28868	62
2/2014	MI 7	WI 7	TR	123259	511136	277072	521328	28763	72
2/2014	MI 7	WI 7	TR	123259	511136	277072	521330	28761	29
2/2014	MI 7	WI 7	TR	123259	511136	277072	521336	28738	16
2/2014	MI 7	WI 7	TR	123259	511136	277072	521350	28660	34
2/2014	MI 7	WI 7	TR	123259	511136	277072	521356	28774	22
2/2014	MI 7	WI 7	TR	123259	511136	277072	521370	28788	26
2/2014	MI 7	WI 7	TR	123259	511136	277072	521392	28730	52
2/2014	MI 7	WI 7	TR	123259	511136	277072	521676	100052	66
2/2014	MI 7	WI 7	TR	123260	511136	277072	521172	28846	4
2/2014	MI 7	WI 7	TR	123261	510005	246067	521172	28846	60
2/2014	MI 7	WI 7	TR	123261	511136	277072	521172	28846	10
2/2014	MI 7	WI 7	TR	123261	511136	277072	521250	28841	1
2/2014	MI 7	WI 7	TR	123261	511136	277072	521298	28736	7
2/2014	MI 7	WI 7	TR	123261	511136	277072	521676	100052	2
2/2014	MI 7	WI 7	TR	123263	505108	243097	521288	28670	47
2/2014	MI 7	WI 7	TR	123263	511136	277072	521288	28670	153
2/2014	MI 7	WI 7	TR	123265	505108	243097	521288	28670	222
2/2014	MI 7	WI 7	TR	123265	511136	277072	521288	28670	171
2/2014	MI 7	WI 7	TR	123266	511136	277072	521288	28670	56
2/2014	MI 7	WI 7	TR	123267	505038	153808	521164	28842	33
2/2014	MI 7	WI 7	TR	123267	505038	153808	521180	28875	6
2/2014	MI 7	WI 7	TR	123267	505038	153808	523034	384136	25
2/2014	MI 7	WI 7	TR	123267	510005	246067	521164	28842	7
2/2014	MI 7	WI 7	TR	123267	511136	277072	521164	28842	2
2/2014	MI 7	WI 7	TR	123268	511136	277072	521176	28859	25
2/2014	MI 7	WI 7	TR	123268	511136	277072	521178	28883	14
2/2014	MI 7	WI 7	TR	123268	511136	277072	521180	28875	7
2/2014	MI 7	WI 7	TR	123268	511136	277072	521190	28825	3
2/2014	MI 7	WI 7	TR	123268	511136	277072	521266	28702	54
2/2014	MI 7	WI 7	TR	123268	511136	277072	521324	28794	26
2/2014	MI 7	WI 7	TR	123268	511136	277072	523034	384136	13

**ANR Pipeline Company
 Transportation Services
 Fuel By Route Analysis**
VASCR351

 Reporting Year: *January - December 2014*
 Production Period: **02/2014**

<u>Production Period</u>	<u>Receipt Segment</u>	<u>Delivery Segment</u>	<u>Service Class</u>	<u>Svc Req Contract</u>	<u>Receipt Location</u>	<u>Receipt Loc Prop</u>	<u>Delivery Location</u>	<u>Delivery Loc Prop</u>	<u>Fuel Quantity</u>
2/2014	MI 7	WI 7	TR	123269	510005	246067	521164	28842	3
2/2014	MI 7	WI 7	TR	123269	510005	246067	521174	28778	5
2/2014	MI 7	WI 7	TR	123269	510005	246067	521240	28759	3
2/2014	MI 7	WI 7	TR	123269	510005	246067	521310	28743	95
2/2014	MI 7	WI 7	TR	123269	510005	246067	523034	384136	15
2/2014	MI 7	WI 7	TR	123270	511136	277072	521190	28825	28
2/2014	MI 7	WI 7	TR	123271	510005	246067	521306	28741	56
2/2014	MI 7	WI 7	TR	123272	505038	153808	521164	28842	4
2/2014	MI 7	WI 7	TR	123272	505038	153808	521178	28883	3
2/2014	MI 7	WI 7	TR	123272	505038	153808	521190	28825	2
2/2014	MI 7	WI 7	TR	123272	505038	153808	521266	28702	7
2/2014	MI 7	WI 7	TR	123272	510005	246067	521164	28842	7
2/2014	MI 7	WI 7	TR	123272	511136	277072	521178	28883	11
2/2014	MI 7	WI 7	TR	123272	511136	277072	521266	28702	2
2/2014	MI 7	WI 7	TR	123272	511136	277072	521324	28794	1
2/2014	MI 7	WI 7	TR	123273	505038	153808	521266	28702	77
2/2014	MI 7	WI 7	TR	123275	505038	153808	521164	28842	5
2/2014	MI 7	WI 7	TR	123275	505038	153808	521174	28778	29
2/2014	MI 7	WI 7	TR	123276	505038	153808	521012	40226	48
2/2014	MI 7	WI 7	TR	123277	505038	153808	521262	36868	17
2/2014	MI 7	WI 7	TR	123278	505038	153808	521250	28841	56
2/2014	MI 7	WI 7	TR	123280	505038	153808	521164	28842	10
2/2014	MI 7	WI 7	TR	123280	505038	153808	521178	28883	36
2/2014	MI 7	WI 7	TR	123280	505038	153808	521266	28702	2
2/2014	MI 7	WI 7	TR	123280	505038	153808	521310	28743	10
2/2014	MI 7	WI 7	TR	123280	510005	246067	521164	28842	2
2/2014	MI 7	WI 7	TR	123281	505038	153808	521246	28844	10
2/2014	MI 7	WI 7	TR	123282	505038	153808	521164	28842	16
2/2014	MI 7	WI 7	TR	123282	505038	153808	521174	28778	5
2/2014	MI 7	WI 7	TR	123282	505038	153808	521190	28825	11
2/2014	MI 7	WI 7	TR	123282	505038	153808	523034	384136	17
2/2014	MI 7	WI 7	TR	123282	511136	277072	523034	384136	5
2/2014	MI 7	WI 7	TR	123283	505038	153808	521164	28842	5

**ANR Pipeline Company
 Transportation Services
 Fuel By Route Analysis**
VASCR351

 Reporting Year: *January - December 2014*
 Production Period: **02/2014**

<u>Production Period</u>	<u>Receipt Segment</u>	<u>Delivery Segment</u>	<u>Service Class</u>	<u>Svc Req Contract</u>	<u>Receipt Location</u>	<u>Receipt Loc Prop</u>	<u>Delivery Location</u>	<u>Delivery Loc Prop</u>	<u>Fuel Quantity</u>
2/2014	MI 7	WI 7	TR	123283	505038	153808	521174	28778	75
2/2014	MI 7	WI 7	TR	123283	505038	153808	521180	28875	1
2/2014	MI 7	WI 7	TR	123283	505038	153808	521190	28825	2
2/2014	MI 7	WI 7	TR	123283	505038	153808	521288	28670	36
2/2014	MI 7	WI 7	TR	123283	505038	153808	523034	384136	2
2/2014	MI 7	WI 7	TR	123284	505038	153808	521164	28842	18
2/2014	MI 7	WI 7	TR	123284	505038	153808	521174	28778	7
2/2014	MI 7	WI 7	TR	123284	505038	153808	521178	28883	13
2/2014	MI 7	WI 7	TR	123284	505038	153808	521180	28875	4
2/2014	MI 7	WI 7	TR	123284	505038	153808	521190	28825	4
2/2014	MI 7	WI 7	TR	123284	505038	153808	521218	28865	1
2/2014	MI 7	WI 7	TR	123284	505038	153808	521230	28819	1
2/2014	MI 7	WI 7	TR	123284	505038	153808	521316	28831	43
2/2014	MI 7	WI 7	TR	123284	505038	153808	523034	384136	20
2/2014	MI 7	WI 7	TR	123284	505108	243097	521164	28842	11
2/2014	MI 7	WI 7	TR	123284	511136	277072	521174	28778	9
2/2014	MI 7	WI 7	TR	123284	511136	277072	521178	28883	11
2/2014	MI 7	WI 7	TR	123284	511136	277072	521180	28875	5
2/2014	MI 7	WI 7	TR	123284	511136	277072	521190	28825	15
2/2014	MI 7	WI 7	TR	123284	511136	277072	523034	384136	2
2/2014	MI 7	WI 7	TR	123285	505038	153808	521180	28875	4
2/2014	MI 7	WI 7	TR	123285	505038	153808	521190	28825	10
2/2014	MI 7	WI 7	TR	123285	505038	153808	521266	28702	8
2/2014	MI 7	WI 7	TR	123285	505038	153808	521356	28774	4
2/2014	MI 7	WI 7	TR	123285	511136	277072	523034	384136	3
2/2014	MI 7	WI 7	TR	123286	505038	153808	521180	28875	31
2/2014	MI 7	WI 7	TR	123287	505038	153808	521164	28842	1
2/2014	MI 7	WI 7	TR	123287	505038	153808	521174	28778	4
2/2014	MI 7	WI 7	TR	123287	505038	153808	521176	28859	4
2/2014	MI 7	WI 7	TR	123287	505038	153808	521178	28883	3
2/2014	MI 7	WI 7	TR	123287	505038	153808	521266	28702	6
2/2014	MI 7	WI 7	TR	123288	505038	153808	521650	269472	36
2/2014	MI 7	WI 7	TR	123288	505038	153808	523032	384134	36

ANR Pipeline Company Transportation Services Fuel By Route Analysis
--

VASCR351

 Reporting Year: *January - December 2014*
 Production Period: **02/2014**

<u>Production Period</u>	<u>Receipt Segment</u>	<u>Delivery Segment</u>	<u>Service Class</u>	<u>Svc Req Contract</u>	<u>Receipt Location</u>	<u>Receipt Loc Prop</u>	<u>Delivery Location</u>	<u>Delivery Loc Prop</u>	<u>Fuel Quantity</u>
2/2014	MI 7	WI 7	TR	123288	505108	243097	523034	384136	54
2/2014	MI 7	WI 7	TR	123288	505108	243097	523035	387791	26
2/2014	MI 7	WI 7	TR	123291	505038	153808	521296	139402	36
2/2014	MI 7	WI 7	TR	123291	505108	243097	521296	139402	97
2/2014	MI 7	WI 7	TR	123291	505108	243097	523035	387791	12
2/2014	MI 7	WI 7	TR	123291	510029	2610	521650	269472	8
2/2014	MI 7	WI 7	TR	123294	505038	153808	523035	387791	19
2/2014	MI 7	WI 7	TR	123294	505108	243097	523035	387791	6
2/2014	MI 7	WI 7	TR	123308	511136	277072	521314	28661	1
2/2014	MI 7	WI 7	TR	123308	511136	277072	521814	36934	49
2/2014	MI 7	WI 7	TR	123397	505108	243097	521266	28702	56
2/2014	MI 7	WI 7	TR	123397	510005	246067	521266	28702	21
2/2014	MI 7	WI 7	TR	123495	505108	243097	521012	40226	22
2/2014	MI 7	WI 7	TR	123495	505108	243097	521168	28834	11
2/2014	MI 7	WI 7	TR	123495	505108	243097	521172	28846	42
2/2014	MI 7	WI 7	TR	123495	505108	243097	521180	28875	21
2/2014	MI 7	WI 7	TR	123495	505108	243097	521188	28862	73
2/2014	MI 7	WI 7	TR	123495	505108	243097	521198	28782	12
2/2014	MI 7	WI 7	TR	123495	505108	243097	521210	28828	34
2/2014	MI 7	WI 7	TR	123495	505108	243097	521314	28661	4
2/2014	MI 7	WI 7	TR	123495	505108	243097	521610	261574	21
2/2014	MI 7	WI 7	TR	123495	505108	243097	521676	100052	102
2/2014	MI 7	WI 7	TR	123495	505108	243097	521810	36869	38
2/2014	MI 7	WI 7	TR	123495	510005	246067	521012	40226	1
2/2014	MI 7	WI 7	TR	123495	510005	246067	521188	28862	9
2/2014	MI 7	WI 7	TR	123495	510005	246067	521676	100052	9
2/2014	MI 7	WI 7	TR	123495	511136	277072	521012	40226	17
2/2014	MI 7	WI 7	TR	123495	511136	277072	521168	28834	7
2/2014	MI 7	WI 7	TR	123495	511136	277072	521172	28846	36
2/2014	MI 7	WI 7	TR	123495	511136	277072	521180	28875	10
2/2014	MI 7	WI 7	TR	123495	511136	277072	521188	28862	52
2/2014	MI 7	WI 7	TR	123495	511136	277072	521198	28782	7
2/2014	MI 7	WI 7	TR	123495	511136	277072	521210	28828	21

**ANR Pipeline Company
 Transportation Services
 Fuel By Route Analysis**
VASCR351

 Reporting Year: *January - December 2014*
 Production Period: **02/2014**

<u>Production Period</u>	<u>Receipt Segment</u>	<u>Delivery Segment</u>	<u>Service Class</u>	<u>Svc Req Contract</u>	<u>Receipt Location</u>	<u>Receipt Loc Prop</u>	<u>Delivery Location</u>	<u>Delivery Loc Prop</u>	<u>Fuel Quantity</u>
2/2014	MI 7	WI 7	TR	123495	511136	277072	521610	261574	28
2/2014	MI 7	WI 7	TR	123495	511136	277072	521676	100052	14
2/2014	MI 7	WI 7	TR	123495	511136	277072	521810	36869	47
2/2014	MI 7	WI 7	TR	123605	505108	243097	521322	28868	168
2/2014	MI 7	WI 7	TR	123609	505108	243097	521266	28702	39
2/2014	MI 7	WI 7	TR	123631	505038	153808	523035	387791	281
2/2014	MI 7	WI 7	TR	123631	505108	243097	521296	139402	44
2/2014	MI 7	WI 7	TR	123631	505108	243097	523034	384136	72
2/2014	MI 7	WI 7	TR	123631	505108	243097	523035	387791	8
2/2014	MI 7	WI 7	TR	123631	505230	153728	523035	387791	36
2/2014	MI 7	WI 7	TR	123631	510005	246067	523035	387791	41
2/2014	MI 7	WI 7	TR	123631	511136	277072	523035	387791	11
2/2014	MI 7	WI 7	TR	123643	505038	153808	521164	28842	16
2/2014	MI 7	WI 7	TR	123643	505038	153808	521266	28702	7
2/2014	MI 7	WI 7	TR	123643	511136	277072	521164	28842	8
2/2014	MI 7	WI 7	TR	123648	505038	153808	523034	384136	5
2/2014	MI 7	WI 7	TR	123648	511136	277072	521164	28842	5
2/2014	MI 7	WI 7	TR	123648	511136	277072	521316	28831	123
2/2014	MI 7	WI 7	TR	123704	505108	243097	510033	28873	11
2/2014	MI 7	WI 7	TR	123704	505108	243097	521178	28883	403
2/2014	MI 7	WI 7	TR	123704	511136	277072	521178	28883	235
2/2014	MI 7	WI 7	TR	123739	505038	153808	510033	28873	1
2/2014	MI 7	WI 7	TR	123739	505038	153808	521172	28846	79
2/2014	MI 7	WI 7	TR	123739	505038	153808	521250	28841	30
2/2014	MI 7	WI 7	TR	123739	505108	243097	521172	28846	34
2/2014	MI 7	WI 7	TR	123739	505108	243097	521784	28720	3
2/2014	MI 7	WI 7	TR	123739	510005	246067	510033	28873	119
2/2014	MI 7	WI 7	TR	123739	510005	246067	510041	11661	54
2/2014	MI 7	WI 7	TR	123739	510005	246067	521012	40226	12
2/2014	MI 7	WI 7	TR	123739	510005	246067	521172	28846	7
2/2014	MI 7	WI 7	TR	123739	510005	246067	521174	28778	6
2/2014	MI 7	WI 7	TR	123739	510005	246067	521178	28883	6
2/2014	MI 7	WI 7	TR	123739	510005	246067	521200	28679	4

**ANR Pipeline Company
 Transportation Services
 Fuel By Route Analysis**
VASCR351

 Reporting Year: *January - December 2014*
 Production Period: **02/2014**

<u>Production Period</u>	<u>Receipt Segment</u>	<u>Delivery Segment</u>	<u>Service Class</u>	<u>Svc Req Contract</u>	<u>Receipt Location</u>	<u>Receipt Loc Prop</u>	<u>Delivery Location</u>	<u>Delivery Loc Prop</u>	<u>Fuel Quantity</u>
2/2014	MI 7	WI 7	TR	123739	510005	246067	521202	28682	2
2/2014	MI 7	WI 7	TR	123739	510005	246067	521204	28672	2
2/2014	MI 7	WI 7	TR	123739	510005	246067	521250	28841	122
2/2014	MI 7	WI 7	TR	123739	510005	246067	521266	28702	13
2/2014	MI 7	WI 7	TR	123739	510005	246067	521268	40497	6
2/2014	MI 7	WI 7	TR	123739	510005	246067	521314	28661	1
2/2014	MI 7	WI 7	TR	123739	510005	246067	521336	28738	3
2/2014	MI 7	WI 7	TR	123739	510005	246067	521676	100052	17
2/2014	MI 7	WI 7	TR	123739	510005	246067	521784	28720	9
2/2014	MI 7	WI 7	TR	123739	510005	246067	521814	36934	13
2/2014	MI 7	WI 7	TR	123739	511136	277072	510033	28873	142
2/2014	MI 7	WI 7	TR	123739	511136	277072	510041	11661	19
2/2014	MI 7	WI 7	TR	123739	511136	277072	521012	40226	94
2/2014	MI 7	WI 7	TR	123739	511136	277072	521164	28842	3
2/2014	MI 7	WI 7	TR	123739	511136	277072	521172	28846	177
2/2014	MI 7	WI 7	TR	123739	511136	277072	521174	28778	31
2/2014	MI 7	WI 7	TR	123739	511136	277072	521176	28859	24
2/2014	MI 7	WI 7	TR	123739	511136	277072	521178	28883	7
2/2014	MI 7	WI 7	TR	123739	511136	277072	521186	42139	40
2/2014	MI 7	WI 7	TR	123739	511136	277072	521200	28679	22
2/2014	MI 7	WI 7	TR	123739	511136	277072	521202	28682	15
2/2014	MI 7	WI 7	TR	123739	511136	277072	521204	28672	56
2/2014	MI 7	WI 7	TR	123739	511136	277072	521214	40197	11
2/2014	MI 7	WI 7	TR	123739	511136	277072	521218	28865	26
2/2014	MI 7	WI 7	TR	123739	511136	277072	521240	28759	54
2/2014	MI 7	WI 7	TR	123739	511136	277072	521242	139405	5
2/2014	MI 7	WI 7	TR	123739	511136	277072	521250	28841	16
2/2014	MI 7	WI 7	TR	123739	511136	277072	521262	36868	84
2/2014	MI 7	WI 7	TR	123739	511136	277072	521266	28702	48
2/2014	MI 7	WI 7	TR	123739	511136	277072	521268	40497	25
2/2014	MI 7	WI 7	TR	123739	511136	277072	521288	28670	25
2/2014	MI 7	WI 7	TR	123739	511136	277072	521310	28743	5
2/2014	MI 7	WI 7	TR	123739	511136	277072	521314	28661	5

**ANR Pipeline Company
 Transportation Services
 Fuel By Route Analysis**

VASCR351

Reporting Year: *January - December 2014*
 Production Period: 02/2014

<u>Production Period</u>	<u>Receipt Segment</u>	<u>Delivery Segment</u>	<u>Service Class</u>	<u>Svc Req Contract</u>	<u>Receipt Location</u>	<u>Receipt Loc Prop</u>	<u>Delivery Location</u>	<u>Delivery Loc Prop</u>	<u>Fuel Quantity</u>
2/2014	MI 7	WI 7	TR	123739	511136	277072	521336	28738	15
2/2014	MI 7	WI 7	TR	123739	511136	277072	521676	100052	6
2/2014	MI 7	WI 7	TR	123739	511136	277072	521784	28720	54
2/2014	MI 7	WI 7	TR	123739	511136	277072	521814	36934	59
2/2014	MI 7	WI 7	TR	123739	511136	277072	523032	384134	42
2/2014	MI 7	WI 7	TR	123739	511158	48644	521250	28841	8
2/2014	MI 7	WI 7	TR	123739	511158	48644	523032	384134	1
2/2014	MI 7	WI 7	TR	123759	505038	153808	521172	28846	4
2/2014	MI 7	WI 7	TR	123759	505108	243097	521034	183670	26
2/2014	MI 7	WI 7	TR	123759	505108	243097	521172	28846	116
2/2014	MI 7	WI 7	TR	123759	505108	243097	521250	28841	21
2/2014	MI 7	WI 7	TR	123759	505108	243097	523034	384136	2
2/2014	MI 7	WI 7	TR	123759	511136	277072	521034	183670	13
2/2014	MI 7	WI 7	TR	123759	511136	277072	521172	28846	10
2/2014	MI 7	WI 7	TR	123759	511136	277072	521174	28778	6
2/2014	MI 7	WI 7	TR	123759	511136	277072	521196	28771	3
2/2014	MI 7	WI 7	TR	123759	511136	277072	521246	28844	10
2/2014	MI 7	WI 7	TR	123759	511136	277072	521248	28811	2
2/2014	MI 7	WI 7	TR	123759	511136	277072	521262	36868	10
2/2014	MI 7	WI 7	TR	123759	511136	277072	521266	28702	12
2/2014	MI 7	WI 7	TR	123759	511136	277072	521286	28853	1
2/2014	MI 7	WI 7	TR	123759	511136	277072	521314	28661	9
2/2014	MI 7	WI 7	TR	123759	511136	277072	521316	28831	1
2/2014	MI 7	WI 7	TR	123759	511136	277072	521320	28740	1
2/2014	MI 7	WI 7	TR	123759	511136	277072	521324	28794	4
2/2014	MI 7	WI 7	TR	123759	511136	277072	521338	28700	1
2/2014	MI 7	WI 7	TR	123759	511136	277072	521344	28734	3
2/2014	MI 7	WI 7	TR	123759	511136	277072	521362	28733	1
2/2014	MI 7	WI 7	TR	123759	511136	277072	521374	28662	3
2/2014	MI 7	WI 7	TR	123759	511136	277072	521786	28798	3
2/2014	MI 7	WI 7	TR	123759	511136	277072	521814	36934	4
2/2014	MI 7	WI 7	TR	123759	511136	277072	523034	384136	2
2/2014	MI 7	WI 7	TR	123765	505038	153808	521172	28846	17

**ANR Pipeline Company
 Transportation Services
 Fuel By Route Analysis**
VASCR351

 Reporting Year: *January - December 2014*
 Production Period: **02/2014**

<u>Production Period</u>	<u>Receipt Segment</u>	<u>Delivery Segment</u>	<u>Service Class</u>	<u>Svc Req Contract</u>	<u>Receipt Location</u>	<u>Receipt Loc Prop</u>	<u>Delivery Location</u>	<u>Delivery Loc Prop</u>	<u>Fuel Quantity</u>
2/2014	MI 7	WI 7	TR	123765	505038	153808	521252	28779	55
2/2014	MI 7	WI 7	TR	123765	505038	153808	521784	28720	88
2/2014	MI 7	WI 7	TR	123770	511136	277072	510041	11661	54
2/2014	MI 7	WI 7	TR	123800	511136	277072	521164	28842	6
2/2014	MI 7	WI 7	TR	123832	510005	246067	521784	28720	3
2/2014	MI 7	WI 7	TR	123832	511136	277072	521784	28720	1
2/2014	MI 7	WI 7	TR	123836	505108	243097	521230	28819	2
2/2014	MI 7	WI 7	TR	123836	505108	243097	521330	28761	3
2/2014	MI 7	WI 7	TR	123836	505108	243097	521372	11703	12
2/2014	MI 7	WI 7	TR	123836	511136	277072	521164	28842	34
2/2014	MI 7	WI 7	TR	123836	511136	277072	521174	28778	16
2/2014	MI 7	WI 7	TR	123836	511136	277072	521188	28862	11
2/2014	MI 7	WI 7	TR	123836	511136	277072	521190	28825	11
2/2014	MI 7	WI 7	TR	123836	511136	277072	521218	28865	7
2/2014	MI 7	WI 7	TR	123836	511136	277072	521230	28819	44
2/2014	MI 7	WI 7	TR	123836	511136	277072	521330	28761	34
2/2014	MI 7	WI 7	TR	123836	511136	277072	521372	11703	116
2/2014	MI 7	WI 7	TR	123836	511136	277072	523034	384136	6
2/2014	MI 7	WI 7	TR	123857	510005	246067	505026	139258	1
2/2014	MI 7	WI 7	TR	123857	510005	246067	521172	28846	3
2/2014	MI 7	WI 7	TR	123857	511136	277072	505026	139258	30
2/2014	MI 7	WI 7	TR	123857	511136	277072	521172	28846	9
2/2014	MI 7	WI 7	TR	123857	511136	277072	523032	384134	12
2/2014	MI 7	WI 7	TR	123858	510005	246067	505026	139258	2
2/2014	MI 7	WI 7	TR	123858	510005	246067	521172	28846	28
2/2014	MI 7	WI 7	TR	123858	511136	277072	505026	139258	251
2/2014	MI 7	WI 7	TR	123858	511136	277072	521172	28846	111
2/2014	MI 7	WI 7	TR	123858	511136	277072	521314	28661	9
2/2014	MI 7	WI 7	TR	123858	511136	277072	523032	384134	92
2/2014	MI 7	WI 7	TR	123910	505038	153808	521172	28846	172
2/2014	MI 7	WI 7	TR	123910	505038	153808	521252	28779	142
2/2014	MI 7	WI 7	TR	123910	505038	153808	521336	28738	142
2/2014	MI 7	WI 7	TR	123910	505038	153808	521784	28720	91

**ANR Pipeline Company
 Transportation Services
 Fuel By Route Analysis**

VASCR351

Reporting Year: *January - December 2014*
 Production Period: **02/2014**

<u>Production Period</u>	<u>Receipt Segment</u>	<u>Delivery Segment</u>	<u>Service Class</u>	<u>Svc Req Contract</u>	<u>Receipt Location</u>	<u>Receipt Loc Prop</u>	<u>Delivery Location</u>	<u>Delivery Loc Prop</u>	<u>Fuel Quantity</u>
2/2014	MI 7	WI 7	TR	123910	505108	243097	521252	28779	12
2/2014	MI 7	WI 7	TR	123910	505108	243097	521336	28738	2
2/2014	MI 7	WI 7	TR	123910	510005	246067	521172	28846	25
2/2014	MI 7	WI 7	TR	123910	510005	246067	521252	28779	72
2/2014	MI 7	WI 7	TR	123910	510005	246067	521336	28738	15
2/2014	MI 7	WI 7	TR	123910	510005	246067	521784	28720	9
2/2014	MI 7	WI 7	TR	123910	511136	277072	521172	28846	1
2/2014	MI 7	WI 7	TR	123911	505108	243097	521172	28846	45
2/2014	MI 7	WI 7	TR	123911	505108	243097	521610	261574	36
2/2014	MI 7	WI 7	TR	123911	505108	243097	521784	28720	102
2/2014	MI 7	WI 7	TR	123911	511136	277072	521172	28846	56
2/2014	MI 7	WI 7	TR	123911	511136	277072	521610	261574	36
2/2014	MI 7	WI 7	TR	123911	511136	277072	521784	28720	233
2/2014	MI 7	WI 7	TR	123911	511136	277072	521812	40304	4
2/2014	MI 7	WI 7	TR	123917	505038	153808	521252	28779	30
2/2014	MI 7	WI 7	TR	123917	505038	153808	521784	28720	17
2/2014	MI 7	WI 7	TR	123917	510005	246067	521784	28720	19
2/2014	MI 7	WI 7	TR	123923	505038	153808	521250	28841	15
2/2014	MI 7	WI 7	TR	123923	505108	243097	521250	28841	6
2/2014	MI 7	WI 7	TR	123923	505108	243097	523032	384134	24
2/2014	MI 7	WI 7	TR	123923	505108	243097	523034	384136	42
2/2014	MI 7	WI 7	TR	123923	510005	246067	521172	28846	8
2/2014	MI 7	WI 7	TR	123923	510005	246067	521266	28702	12
2/2014	MI 7	WI 7	TR	123923	510005	246067	523032	384134	36
2/2014	MI 7	WI 7	TR	123932	505108	243097	521172	28846	36
2/2014	MI 7	WI 7	TR	123932	505108	243097	521250	28841	84
2/2014	MI 7	WI 7	TR	123932	505108	243097	521650	269472	18
2/2014	MI 7	WI 7	TR	123932	505108	243097	523032	384134	261
2/2014	MI 7	WI 7	TR	123932	505108	243097	523034	384136	27
2/2014	MI 7	WI 7	TR	123933	505108	243097	521172	28846	36
2/2014	MI 7	WI 7	TR	123933	505108	243097	521296	139402	35
2/2014	MI 7	WI 7	TR	123933	505108	243097	521650	269472	54
2/2014	MI 7	WI 7	TR	123933	505108	243097	523032	384134	436

**ANR Pipeline Company
 Transportation Services
 Fuel By Route Analysis**

VASCR351

Reporting Year: *January - December 2014*
 Production Period: **02/2014**

<u>Production Period</u>	<u>Receipt Segment</u>	<u>Delivery Segment</u>	<u>Service Class</u>	<u>Svc Req Contract</u>	<u>Receipt Location</u>	<u>Receipt Loc Prop</u>	<u>Delivery Location</u>	<u>Delivery Loc Prop</u>	<u>Fuel Quantity</u>
2/2014	MI 7	WI 7	TR	123934	505108	243097	521172	28846	18
2/2014	MI 7	WI 7	TR	123934	505108	243097	521250	28841	54
2/2014	MI 7	WI 7	TR	123934	505108	243097	523032	384134	69
2/2014	MI 7	WI 7	TR	123935	511136	277072	521164	28842	26
2/2014	MI 7	WI 7	TR	123937	505038	153808	521314	28661	74
2/2014	MI 7	WI 7	TR	123937	505108	243097	521266	28702	28
2/2014	MI 7	WI 7	TR	123937	505108	243097	521314	28661	1,156
2/2014	MI 7	WI 7	TR	123959	511136	277072	521164	28842	8
2/2014	MI 7	WI 7	TR	123959	511136	277072	521316	28831	15
2/2014	MI 7	WI 7	TR	124000	511136	277072	521784	28720	93
2/2014	MI 7	WI 7	TR	124010	505038	153808	521172	28846	4
2/2014	MI 7	WI 7	TR	124010	505038	153808	521250	28841	148
2/2014	MI 7	WI 7	TR	124010	510005	246067	521172	28846	20
2/2014	MI 7	WI 7	TR	124053	511136	277072	521174	28778	8
2/2014	MI 7	WI 7	TR	124053	511136	277072	521190	28825	1
2/2014	MI 7	WI 7	TR	124053	511136	277072	523034	384136	4
2/2014	MI 7	WI 7	TS	108864	505038	153808	521392	28730	136
2/2014	MI 7	WI 7	TS	108872	505038	153808	521396	150407	37
2/2014	MI 7	WI 7	TS	121185	505038	153808	521172	28846	30
2/2014	MI 7	WI 7	TS	121185	505038	153808	521250	28841	20
2/2014	MI 7	WI 7	TS	121185	505038	153808	521784	28720	24
	Segment								95,968
2/2014	ML 0	ML 0	TR	109511	501120	206051	505058	216158	784
2/2014	ML 0	ML 0	TR	115275	510042	174669	505410	378512	102
2/2014	ML 0	ML 0	TR	123711	513000	307110	505058	216158	128
2/2014	ML 0	ML 0	TR	123712	513000	307110	505058	216158	136
	Segment								1,150
2/2014	MW 5	MW 6	TR	114767	513067	696539	521608	171759	336
	Segment								336
2/2014	MW 6	MI 7	TR	750	505014	139246	505038	153808	2
2/2014	MW 6	MI 7	TR	1800	505013	139241	505038	153808	94
2/2014	MW 6	MI 7	TR	108985	505005	139233	505038	153808	4

**ANR Pipeline Company
 Transportation Services
 Fuel By Route Analysis**

VASCR351

Reporting Year: *January - December 2014*
 Production Period: **02/2014**

<u>Production Period</u>	<u>Receipt Segment</u>	<u>Delivery Segment</u>	<u>Service Class</u>	<u>Svc Req Contract</u>	<u>Receipt Location</u>	<u>Receipt Loc Prop</u>	<u>Delivery Location</u>	<u>Delivery Loc Prop</u>	<u>Fuel Quantity</u>
2/2014	SE 2	ME 2	TR	106309	505002	103565	521594	20666	128
2/2014	SE 2	ME 2	TR	120643	505002	103565	523069	1055519	108
	Segment								236
2/2014	SE 2	ME 3	TR	113546	505002	103565	521528	4351	3,087
2/2014	SE 2	ME 3	TR	114490	505002	103565	521010	40186	198
2/2014	SE 2	ME 3	TR	114490	505002	103565	521092	4475	27
2/2014	SE 2	ME 3	TR	114490	505002	103565	521552	16265	11
2/2014	SE 2	ME 3	TR	114490	505002	103565	521620	16118	41
2/2014	SE 2	ME 3	TR	114490	505002	103565	521626	40184	156
2/2014	SE 2	ME 3	TR	114586	505002	103565	520026	38843	2,226
2/2014	SE 2	ME 3	TR	115747	505002	103565	521620	16118	334
2/2014	SE 2	ME 3	TR	118761	505002	103565	520024	21906	15,410
2/2014	SE 2	ME 3	TR	119817	505002	103565	521552	16265	8
2/2014	SE 2	ME 3	TR	121075	505002	103565	521620	16118	205
2/2014	SE 2	ME 3	TR	122018	505002	103565	520026	38843	285
2/2014	SE 2	ME 3	TR	122299	505002	103565	505392	356048	965
2/2014	SE 2	ME 3	TR	122305	505002	103565	505392	356048	303
2/2014	SE 2	ME 3	TR	122333	505002	103565	505392	356048	266
2/2014	SE 2	ME 3	TR	122831	505002	103565	505392	356048	122
2/2014	SE 2	ME 3	TR	123330	505002	103565	521626	40184	111
2/2014	SE 2	ME 3	TR	123335	505002	103565	521626	40184	10
2/2014	SE 2	ME 3	TR	123344	505002	103565	521626	40184	364
2/2014	SE 2	ME 3	TR	123352	505002	103565	521540	4223	28
2/2014	SE 2	ME 3	TR	123479	505002	103565	521626	40184	420
2/2014	SE 2	ME 3	TR	123480	505002	103565	521540	4223	28
2/2014	SE 2	ME 3	TR	123480	505002	103565	521626	40184	192
2/2014	SE 2	ME 3	TR	123542	505002	103565	521626	40184	331
2/2014	SE 2	ME 3	TR	123545	505002	103565	521540	4223	28
2/2014	SE 2	ME 3	TR	123575	505002	103565	521092	4475	676
2/2014	SE 2	ME 3	TR	123886	505002	103565	520018	22986	445
2/2014	SE 2	ME 3	TR	123886	505002	103565	520024	21906	58
2/2014	SE 2	ME 3	TR	123886	505002	103565	520026	38843	184
2/2014	SE 2	ME 3	TR	123897	505002	103565	520026	38843	420

ANR Pipeline Company Transportation Services Fuel By Route Analysis

VASCR351

Reporting Year: *January - December 2014*
 Production Period: **02/2014**

<u>Production Period</u>	<u>Receipt Segment</u>	<u>Delivery Segment</u>	<u>Service Class</u>	<u>Svc Req Contract</u>	<u>Receipt Location</u>	<u>Receipt Loc Prop</u>	<u>Delivery Location</u>	<u>Delivery Loc Prop</u>	<u>Fuel Quantity</u>
2/2014	SE 2	ME 3	TR	123901	505002	103565	520026	38843	336
2/2014	SE 2	ME 3	TR	123924	505002	103565	520026	38843	184
	Segment								27,459
2/2014	SE 2	MI 7	TR	114490	505002	103565	521008	11616	119
2/2014	SE 2	MI 7	TR	114490	505002	103565	521030	282436	392
2/2014	SE 2	MI 7	TR	114490	505002	103565	521116	42078	2,148
2/2014	SE 2	MI 7	TR	114490	505002	103565	521622	110850	6,580
2/2014	SE 2	MI 7	TR	114490	505002	103565	521624	4375	66
2/2014	SE 2	MI 7	TR	114723	505002	103565	521116	42078	470
2/2014	SE 2	MI 7	TR	114746	505002	103565	521116	42078	470
2/2014	SE 2	MI 7	TR	115747	505002	103565	521622	110850	87
2/2014	SE 2	MI 7	TR	116556	505002	103565	521690	40892	470
2/2014	SE 2	MI 7	TR	117783	505002	103565	505108	243097	412
2/2014	SE 2	MI 7	TR	117783	505002	103565	521116	42078	59
2/2014	SE 2	MI 7	TR	118088	505002	103565	505108	243097	235
2/2014	SE 2	MI 7	TR	118088	505002	103565	521116	42078	235
2/2014	SE 2	MI 7	TR	119817	505002	103565	521622	110850	275
2/2014	SE 2	MI 7	TR	119817	505002	103565	521636	22992	118
2/2014	SE 2	MI 7	TR	119817	505002	103565	521670	40468	68
2/2014	SE 2	MI 7	TR	120114	505002	103565	521116	42078	470
2/2014	SE 2	MI 7	TR	121099	505002	103565	521030	282436	470
2/2014	SE 2	MI 7	TR	122299	505002	103565	505020	139252	155
2/2014	SE 2	MI 7	TR	122305	505002	103565	505020	139252	22
2/2014	SE 2	MI 7	TR	122333	505002	103565	505020	139252	42
2/2014	SE 2	MI 7	TR	123335	505002	103565	521932	138744	211
2/2014	SE 2	MI 7	TR	123335	505002	103565	521948	4492	24
2/2014	SE 2	MI 7	TR	123340	505002	103565	521948	4492	26
2/2014	SE 2	MI 7	TR	123352	505002	103565	521932	138744	446
2/2014	SE 2	MI 7	TR	123352	505002	103565	521948	4492	583
2/2014	SE 2	MI 7	TR	123480	505002	103565	521948	4492	57
2/2014	SE 2	MI 7	TR	123481	505002	103565	521948	4492	28
2/2014	SE 2	MI 7	TR	123487	505002	103565	521948	4492	28
2/2014	SE 2	MI 7	TR	123542	505002	103565	521932	138744	96

ANR Pipeline Company Transportation Services Fuel By Route Analysis

VASCR351

 Reporting Year: *January - December 2014*
 Production Period: **02/2014**

<u>Production Period</u>	<u>Receipt Segment</u>	<u>Delivery Segment</u>	<u>Service Class</u>	<u>Svc Req Contract</u>	<u>Receipt Location</u>	<u>Receipt Loc Prop</u>	<u>Delivery Location</u>	<u>Delivery Loc Prop</u>	<u>Fuel Quantity</u>
2/2014	SE 2	MI 7	TR	123543	505002	103565	521932	138744	952
2/2014	SE 2	MI 7	TR	123549	505002	103565	521138	11680	56
	Segment								15,870
2/2014	SE 2	SE 1	TR	108649	505002	103565	505276	325427	442
2/2014	SE 2	SE 1	TR	112268	505002	103565	522141	314210	21
2/2014	SE 2	SE 1	TR	112268	505002	103565	523064	766185	274
2/2014	SE 2	SE 1	TR	112605	505002	103565	521036	186899	17
2/2014	SE 2	SE 1	TR	113156	505002	103565	521036	186899	48
2/2014	SE 2	SE 1	TR	113650	505002	103565	521036	186899	280
2/2014	SE 2	SE 1	TR	114386	505002	103565	521036	186899	1,050
2/2014	SE 2	SE 1	TR	114490	505002	103565	521036	186899	8
2/2014	SE 2	SE 1	TR	114632	505002	103565	505276	325427	342
2/2014	SE 2	SE 1	TR	114872	505002	103565	521036	186899	1,879
2/2014	SE 2	SE 1	TR	115455	505002	103565	523064	766185	35
2/2014	SE 2	SE 1	TR	115602	505002	103565	521036	186899	352
2/2014	SE 2	SE 1	TR	115656	505002	103565	521036	186899	20
2/2014	SE 2	SE 1	TR	115656	505002	103565	523064	766185	89
2/2014	SE 2	SE 1	TR	115726	505002	103565	523064	766185	208
2/2014	SE 2	SE 1	TR	115727	505002	103565	523064	766185	106
2/2014	SE 2	SE 1	TR	120086	505002	103565	521036	186899	9
2/2014	SE 2	SE 1	TR	120095	505002	103565	521036	186899	113
2/2014	SE 2	SE 1	TR	120139	505002	103565	523064	766185	247
2/2014	SE 2	SE 1	TR	120716	505002	103565	523064	766185	163
2/2014	SE 2	SE 1	TR	120917	505002	103565	521036	186899	592
2/2014	SE 2	SE 1	TR	120969	505002	103565	505276	325427	270
2/2014	SE 2	SE 1	TR	121075	505002	103565	523064	766185	8
2/2014	SE 2	SE 1	TR	121099	505002	103565	521036	186899	13
2/2014	SE 2	SE 1	TR	122080	505002	103565	521036	186899	126
2/2014	SE 2	SE 1	TR	122080	505002	103565	523064	766185	291
2/2014	SE 2	SE 1	TR	123145	505002	103565	521036	186899	179
2/2014	SE 2	SE 1	TR	123641	505002	103565	521036	186899	42
2/2014	SE 2	SE 1	TR	123641	505002	103565	523064	766185	4,093
2/2014	SE 2	SE 1	TR	123865	505002	103565	521036	186899	1,305

ANR Pipeline Company Transportation Services Fuel By Route Analysis

VASCR351

Reporting Year: *January - December 2014*
 Production Period: **02/2014**

<u>Production Period</u>	<u>Receipt Segment</u>	<u>Delivery Segment</u>	<u>Service Class</u>	<u>Svc Req Contract</u>	<u>Receipt Location</u>	<u>Receipt Loc Prop</u>	<u>Delivery Location</u>	<u>Delivery Loc Prop</u>	<u>Fuel Quantity</u>
2/2014	SE 2	SE 1	TR	123928	505002	103565	521036	186899	1,916
2/2014	SE 2	SE 1	TR	123929	505002	103565	521036	186899	20
2/2014	SE 2	SE 1	TR	123930	505002	103565	521036	186899	7
2/2014	SE 2	SE 1	TR	123941	505002	103565	521036	186899	19
2/2014	SE 2	SE 1	TR	123941	505002	103565	523064	766185	358
Segment									14,942
2/2014	SE 2	SE 2	TR	106777	505002	103565	522130	38295	175
2/2014	SE 2	SE 2	TR	109726	505545	1250766	521632	42593	21
2/2014	SE 2	SE 2	TR	109726	505545	1250766	523050	467240	3
2/2014	SE 2	SE 2	TR	112268	505002	103565	522110	10410	259
2/2014	SE 2	SE 2	TR	112268	505545	1250766	520004	10369	111
2/2014	SE 2	SE 2	TR	112832	505002	103565	523050	467240	980
2/2014	SE 2	SE 2	TR	113399	505002	103565	523063	742883	75
2/2014	SE 2	SE 2	TR	113480	505002	103565	523017	322045	290
2/2014	SE 2	SE 2	TR	113490	505002	103565	523017	322045	678
2/2014	SE 2	SE 2	TR	113490	505264	68285	523017	322045	135
2/2014	SE 2	SE 2	TR	114386	505002	103565	520004	10369	1,176
2/2014	SE 2	SE 2	TR	114872	505002	103565	520004	10369	1,112
2/2014	SE 2	SE 2	TR	114872	505002	103565	523063	742883	1,278
2/2014	SE 2	SE 2	TR	115419	505002	103565	520004	10369	88
2/2014	SE 2	SE 2	TR	115420	505002	103565	521632	42593	6
2/2014	SE 2	SE 2	TR	115420	505002	103565	523018	322625	490
2/2014	SE 2	SE 2	TR	115455	505002	103565	523018	322625	51
2/2014	SE 2	SE 2	TR	115456	505002	103565	523018	322625	123
2/2014	SE 2	SE 2	TR	115457	505002	103565	523018	322625	901
2/2014	SE 2	SE 2	TR	115522	505002	103565	523050	467240	2,464
2/2014	SE 2	SE 2	TR	115602	505002	103565	520006	40317	105
2/2014	SE 2	SE 2	TR	115602	505002	103565	521632	42593	103
2/2014	SE 2	SE 2	TR	115602	505002	103565	523050	467240	84
2/2014	SE 2	SE 2	TR	115621	505002	103565	523063	742883	35
2/2014	SE 2	SE 2	TR	115726	505002	103565	520004	10369	1,041
2/2014	SE 2	SE 2	TR	115726	505002	103565	523050	467240	6
2/2014	SE 2	SE 2	TR	115726	505002	103565	523063	742883	706

**ANR Pipeline Company
 Transportation Services
 Fuel By Route Analysis**

VASCR351

Reporting Year: *January - December 2014*
 Production Period: **02/2014**

<u>Production Period</u>	<u>Receipt Segment</u>	<u>Delivery Segment</u>	<u>Service Class</u>	<u>Svc Req Contract</u>	<u>Receipt Location</u>	<u>Receipt Loc Prop</u>	<u>Delivery Location</u>	<u>Delivery Loc Prop</u>	<u>Fuel Quantity</u>
2/2014	SE 2	SE 2	TR	115727	505002	103565	520004	10369	630
2/2014	SE 2	SE 2	TR	115727	505002	103565	523050	467240	109
2/2014	SE 2	SE 2	TR	115727	505002	103565	523063	742883	642
2/2014	SE 2	SE 2	TR	116490	505002	103565	523050	467240	1,708
2/2014	SE 2	SE 2	TR	116837	505002	103565	523063	742883	636
2/2014	SE 2	SE 2	TR	120095	505002	103565	521632	42593	1,742
2/2014	SE 2	SE 2	TR	120104	505002	103565	522130	38295	169
2/2014	SE 2	SE 2	TR	120104	510023	233907	522130	38295	7
2/2014	SE 2	SE 2	TR	120114	505002	103565	523063	742883	825
2/2014	SE 2	SE 2	TR	120139	505002	103565	523063	742883	220
2/2014	SE 2	SE 2	TR	120616	505002	103565	521002	43613	40
2/2014	SE 2	SE 2	TR	120616	505002	103565	521662	233620	527
2/2014	SE 2	SE 2	TR	120616	505002	103565	523075	1387567	794
2/2014	SE 2	SE 2	TR	120917	505002	103565	523063	742883	4
2/2014	SE 2	SE 2	TR	120948	505002	103565	520004	10369	7
2/2014	SE 2	SE 2	TR	120948	505002	103565	520009	10111	3,528
2/2014	SE 2	SE 2	TR	120948	505002	103565	521632	42593	1,469
2/2014	SE 2	SE 2	TR	120948	505002	103565	522110	10410	1,307
2/2014	SE 2	SE 2	TR	120948	505002	103565	522130	38295	173
2/2014	SE 2	SE 2	TR	120948	505002	103565	523050	467240	57
2/2014	SE 2	SE 2	TR	120969	505002	103565	520004	10369	248
2/2014	SE 2	SE 2	TR	120969	505545	1250766	523050	467240	33
2/2014	SE 2	SE 2	TR	121086	505002	103565	523063	742883	115
2/2014	SE 2	SE 2	TR	121148	505002	103565	521662	233620	91
2/2014	SE 2	SE 2	TR	121975	505002	103565	523017	322045	3,140
2/2014	SE 2	SE 2	TR	122080	505002	103565	520004	10369	312
2/2014	SE 2	SE 2	TR	122080	505002	103565	521002	43613	159
2/2014	SE 2	SE 2	TR	122080	505002	103565	523050	467240	743
2/2014	SE 2	SE 2	TR	122903	505002	103565	521632	42593	28
2/2014	SE 2	SE 2	TR	122903	505002	103565	522110	10410	56
2/2014	SE 2	SE 2	TR	123048	505002	103565	523072	1261146	28
2/2014	SE 2	SE 2	TR	123145	505002	103565	521632	42593	3
2/2014	SE 2	SE 2	TR	123145	505002	103565	523018	322625	584

ANR Pipeline Company Transportation Services Fuel By Route Analysis

VASCR351

Reporting Year: *January - December 2014*
 Production Period: **02/2014**

<u>Production Period</u>	<u>Receipt Segment</u>	<u>Delivery Segment</u>	<u>Service Class</u>	<u>Svc Req Contract</u>	<u>Receipt Location</u>	<u>Receipt Loc Prop</u>	<u>Delivery Location</u>	<u>Delivery Loc Prop</u>	<u>Fuel Quantity</u>
2/2014	SW 1	WI 7	TR	123257	513057	482503	523034	384136	99
2/2014	SW 1	WI 7	TR	123257	513096	1261065	523034	384136	122
	Segment								221
2/2014	SW 3	MI 7	TR	120977	522132	153896	523008	312117	477
	Segment								477
2/2014	SW 3	SW 1	TR	120629	502214	179887	523061	737783	580
	Segment								580
2/2014	SW 3	SW 3	TR	121091	512478	261212	523067	951568	3
	Segment								3
2/2014	SW 4	ME 3	TR	1650	505003	103702	505008	139236	1,568
2/2014	SW 4	ME 3	TR	15350	505003	103702	521534	138745	2,296
2/2014	SW 4	ME 3	TR	110885	505003	103702	521010	40186	941
2/2014	SW 4	ME 3	TR	110885	505003	103702	521620	16118	508
2/2014	SW 4	ME 3	TR	110885	505003	103702	521626	40184	42
2/2014	SW 4	ME 3	TR	110948	505003	103702	505007	139235	1,108
2/2014	SW 4	ME 3	TR	114591	505003	103702	520026	38843	795
2/2014	SW 4	ME 3	TR	121091	505003	103702	521620	16118	2
2/2014	SW 4	ME 3	TR	123547	505003	103702	521540	4223	28
	Segment								7,288
2/2014	SW 4	MI 7	TR	108181	505003	103702	505038	153808	2,606
2/2014	SW 4	MI 7	TR	108304	505003	103702	505030	139369	14,280
2/2014	SW 4	MI 7	TR	109422	505003	103702	505018	139250	6,664
2/2014	SW 4	MI 7	TR	109511	505003	103702	521016	4196	489
2/2014	SW 4	MI 7	TR	109511	505003	103702	521104	40849	41,472
2/2014	SW 4	MI 7	TR	109511	505003	103702	521116	42078	36
2/2014	SW 4	MI 7	TR	109511	505003	103702	521118	11578	371
2/2014	SW 4	MI 7	TR	109511	505003	103702	521636	22992	3,848
2/2014	SW 4	MI 7	TR	109511	505003	103702	521670	40468	442
2/2014	SW 4	MI 7	TR	109511	505003	103702	521932	138744	510
2/2014	SW 4	MI 7	TR	110109	505003	103702	521932	138744	32
2/2014	SW 4	MI 7	TR	110185	505003	103702	505108	243097	121

ANR Pipeline Company Transportation Services Fuel By Route Analysis

VASCR351

Reporting Year: *January - December 2014*
 Production Period: **02/2014**

<u>Production Period</u>	<u>Receipt Segment</u>	<u>Delivery Segment</u>	<u>Service Class</u>	<u>Svc Req Contract</u>	<u>Receipt Location</u>	<u>Receipt Loc Prop</u>	<u>Delivery Location</u>	<u>Delivery Loc Prop</u>	<u>Fuel Quantity</u>
2/2014	SW 4	MI 7	TR	110505	505003	103702	521080	138675	48
2/2014	SW 4	MI 7	TR	110505	505003	103702	521116	42078	4,437
2/2014	SW 4	MI 7	TR	110505	505003	103702	521142	40477	186
2/2014	SW 4	MI 7	TR	110505	505003	103702	521160	11590	107
2/2014	SW 4	MI 7	TR	110505	505003	103702	521932	138744	349
2/2014	SW 4	MI 7	TR	110505	505003	103702	521948	4492	3
2/2014	SW 4	MI 7	TR	110506	505003	103702	521116	42078	4,760
2/2014	SW 4	MI 7	TR	110507	505003	103702	521116	42078	476
2/2014	SW 4	MI 7	TR	110884	505003	103702	505108	243097	16,108
2/2014	SW 4	MI 7	TR	110884	505003	103702	521008	11616	5,606
2/2014	SW 4	MI 7	TR	110884	505003	103702	521690	40892	1,170
2/2014	SW 4	MI 7	TR	110885	505003	103702	521008	11616	2,205
2/2014	SW 4	MI 7	TR	110885	505003	103702	521080	138675	544
2/2014	SW 4	MI 7	TR	110885	505003	103702	521098	108641	3,780
2/2014	SW 4	MI 7	TR	110885	505003	103702	521116	42078	2,480
2/2014	SW 4	MI 7	TR	110885	505003	103702	521118	11578	510
2/2014	SW 4	MI 7	TR	110885	505003	103702	521122	11751	213
2/2014	SW 4	MI 7	TR	110885	505003	103702	521124	11562	230
2/2014	SW 4	MI 7	TR	110885	505003	103702	521138	11680	213
2/2014	SW 4	MI 7	TR	110885	505003	103702	521622	110850	2,582
2/2014	SW 4	MI 7	TR	110885	505003	103702	521636	22992	8,924
2/2014	SW 4	MI 7	TR	110885	505003	103702	521670	40468	247
2/2014	SW 4	MI 7	TR	110885	505003	103702	521678	140834	170
2/2014	SW 4	MI 7	TR	110885	505003	103702	521948	4492	235
2/2014	SW 4	MI 7	TR	110885	505003	103702	521962	139401	1,192
2/2014	SW 4	MI 7	TR	110889	505003	103702	521118	11578	18
2/2014	SW 4	MI 7	TR	110949	505003	103702	505028	139366	2,465
2/2014	SW 4	MI 7	TR	110956	505003	103702	505108	243097	5,321
2/2014	SW 4	MI 7	TR	110956	505003	103702	521016	4196	1,734
2/2014	SW 4	MI 7	TR	110956	505003	103702	521080	138675	6,885
2/2014	SW 4	MI 7	TR	110956	505003	103702	521098	108641	38
2/2014	SW 4	MI 7	TR	110956	505003	103702	521116	42078	497
2/2014	SW 4	MI 7	TR	110956	505003	103702	521932	138744	621

ANR Pipeline Company Transportation Services Fuel By Route Analysis

VASCR351

Reporting Year: *January - December 2014*
 Production Period: **02/2014**

<u>Production Period</u>	<u>Receipt Segment</u>	<u>Delivery Segment</u>	<u>Service Class</u>	<u>Svc Req Contract</u>	<u>Receipt Location</u>	<u>Receipt Loc Prop</u>	<u>Delivery Location</u>	<u>Delivery Loc Prop</u>	<u>Fuel Quantity</u>
2/2014	SW 4	MI 7	TR	110956	505003	103702	521985	278172	170
2/2014	SW 4	MI 7	TR	113056	505003	103702	505108	243097	1,593
2/2014	SW 4	MI 7	TR	113056	505003	103702	521008	11616	8,496
2/2014	SW 4	MI 7	TR	113056	505003	103702	523008	312117	4,779
2/2014	SW 4	MI 7	TR	113372	505003	103702	505108	243097	220
2/2014	SW 4	MI 7	TR	113372	505003	103702	521080	138675	2,568
2/2014	SW 4	MI 7	TR	113372	505003	103702	521116	42078	3,681
2/2014	SW 4	MI 7	TR	113372	505003	103702	521146	11785	66
2/2014	SW 4	MI 7	TR	113372	505003	103702	521622	110850	324
2/2014	SW 4	MI 7	TR	113372	505003	103702	521636	22992	34
2/2014	SW 4	MI 7	TR	113372	505003	103702	521962	139401	34
2/2014	SW 4	MI 7	TR	113372	505003	103702	521985	278172	252
2/2014	SW 4	MI 7	TR	113679	505003	103702	505038	153808	850
2/2014	SW 4	MI 7	TR	113679	505003	103702	521008	11616	1,020
2/2014	SW 4	MI 7	TR	113679	505003	103702	523008	312117	2,806
2/2014	SW 4	MI 7	TR	113681	505003	103702	505038	153808	269
2/2014	SW 4	MI 7	TR	113681	505003	103702	521008	11616	150
2/2014	SW 4	MI 7	TR	113681	505003	103702	523008	312117	336
2/2014	SW 4	MI 7	TR	113682	505003	103702	505038	153808	623
2/2014	SW 4	MI 7	TR	113682	505003	103702	521008	11616	340
2/2014	SW 4	MI 7	TR	113682	505003	103702	521690	40892	340
2/2014	SW 4	MI 7	TR	113682	505003	103702	523008	312117	3,108
2/2014	SW 4	MI 7	TR	114497	505003	103702	505108	243097	705
2/2014	SW 4	MI 7	TR	114497	505003	103702	521030	282436	68
2/2014	SW 4	MI 7	TR	115269	505003	103702	521080	138675	23,741
2/2014	SW 4	MI 7	TR	118145	505003	103702	521116	42078	1,023
2/2014	SW 4	MI 7	TR	118145	505003	103702	521622	110850	2,210
2/2014	SW 4	MI 7	TR	118145	505003	103702	521962	139401	11,641
2/2014	SW 4	MI 7	TR	120977	505003	103702	505038	153808	1,516
2/2014	SW 4	MI 7	TR	120977	505003	103702	523008	312117	1,541
2/2014	SW 4	MI 7	TR	122011	505003	103702	505038	153808	149
2/2014	SW 4	MI 7	TR	122011	505003	103702	505108	243097	16,735
2/2014	SW 4	MI 7	TR	122011	505003	103702	521008	11616	12,211

ANR Pipeline Company Transportation Services Fuel By Route Analysis

VASCR351

 Reporting Year: *January - December 2014*
 Production Period: **02/2014**

<u>Production Period</u>	<u>Receipt Segment</u>	<u>Delivery Segment</u>	<u>Service Class</u>	<u>Svc Req Contract</u>	<u>Receipt Location</u>	<u>Receipt Loc Prop</u>	<u>Delivery Location</u>	<u>Delivery Loc Prop</u>	<u>Fuel Quantity</u>
2/2014	SW 4	MI 7	TR	122011	505003	103702	521116	42078	16,306
2/2014	SW 4	MI 7	TR	122247	505003	103702	521102	11674	3,859
2/2014	SW 4	MI 7	TR	122247	505003	103702	521106	11747	3,859
2/2014	SW 4	MI 7	TR	122247	505003	103702	521110	11803	6,562
2/2014	SW 4	MI 7	TR	122262	505003	103702	505038	153808	328
2/2014	SW 4	MI 7	TR	122262	505003	103702	505108	243097	3,517
2/2014	SW 4	MI 7	TR	122262	505003	103702	521116	42078	13,886
2/2014	SW 4	MI 7	TR	122262	505003	103702	521636	22992	1,323
2/2014	SW 4	MI 7	TR	122271	505003	103702	505038	153808	1,197
2/2014	SW 4	MI 7	TR	122271	505003	103702	505108	243097	23,140
2/2014	SW 4	MI 7	TR	122271	505003	103702	521690	40892	7,128
2/2014	SW 4	MI 7	TR	122271	505003	103702	523008	312117	7,202
2/2014	SW 4	MI 7	TR	122495	505003	103702	521098	108641	9,191
2/2014	SW 4	MI 7	TR	122694	505003	103702	521008	11616	858
2/2014	SW 4	MI 7	TR	122694	505003	103702	521016	4196	6,932
2/2014	SW 4	MI 7	TR	122694	505003	103702	521080	138675	1,360
2/2014	SW 4	MI 7	TR	122694	505003	103702	521690	40892	8,908
2/2014	SW 4	MI 7	TR	122694	505003	103702	523025	338685	313
2/2014	SW 4	MI 7	TR	123257	505003	103702	505038	153808	33
2/2014	SW 4	MI 7	TR	123257	505003	103702	505108	243097	220
2/2014	SW 4	MI 7	TR	123257	505003	103702	510005	246067	92
2/2014	SW 4	MI 7	TR	123257	505003	103702	521116	42078	195
2/2014	SW 4	MI 7	TR	123257	505003	103702	521636	22992	546
2/2014	SW 4	MI 7	TR	123257	505003	103702	521932	138744	916
2/2014	SW 4	MI 7	TR	123257	513042	385402	510005	246067	68
2/2014	SW 4	MI 7	TR	123257	513042	385402	521116	42078	1
2/2014	SW 4	MI 7	TR	123257	513042	385402	521636	22992	232
2/2014	SW 4	MI 7	TR	123257	513042	385402	521932	138744	1
2/2014	SW 4	MI 7	TR	123319	505003	103702	521932	138744	84
2/2014	SW 4	MI 7	TR	123343	505003	103702	521948	4492	56
2/2014	SW 4	MI 7	TR	123433	505003	103702	521948	4492	24
2/2014	SW 4	MI 7	TR	123485	505003	103702	521948	4492	28
2/2014	SW 4	MI 7	TR	123492	505003	103702	521948	4492	28

ANR Pipeline Company Transportation Services Fuel By Route Analysis

VASCR351

Reporting Year: *January - December 2014*
 Production Period: **02/2014**

<u>Production Period</u>	<u>Receipt Segment</u>	<u>Delivery Segment</u>	<u>Service Class</u>	<u>Svc Req Contract</u>	<u>Receipt Location</u>	<u>Receipt Loc Prop</u>	<u>Delivery Location</u>	<u>Delivery Loc Prop</u>	<u>Fuel Quantity</u>
2/2014	SW 4	MI 7	TR	123529	505003	103702	521932	138744	23
2/2014	SW 4	MI 7	TR	123552	505003	103702	521138	11680	112
2/2014	SW 4	MI 7	TR	123713	505003	103702	521008	11616	10,739
2/2014	SW 4	MI 7	TR	123713	505003	103702	521074	40470	3,138
2/2014	SW 4	MI 7	TR	123713	505003	103702	521080	138675	401
2/2014	SW 4	MI 7	TR	123881	505003	103702	521080	138675	331
2/2014	SW 4	MI 7	TR	123881	505003	103702	521624	4375	1,876
2/2014	SW 4	MI 7	TR	123881	505003	103702	521932	138744	4,805
2/2014	SW 4	MI 7	TR	123894	505003	103702	521622	110850	789
2/2014	SW 4	MI 7	TR	123894	510011	16435	521622	110850	3,892
2/2014	SW 4	MI 7	TR	123912	505003	103702	505017	139249	874
2/2014	SW 4	MI 7	TR	123912	505003	103702	521016	4196	162
2/2014	SW 4	MI 7	TR	123912	505003	103702	521678	140834	972
Segment									395,331
2/2014	SW 4	MW 5	TR	111657	505003	103702	521656	284918	920
2/2014	SW 4	MW 5	TR	121091	505003	103702	521408	12999	27
2/2014	SW 4	MW 5	TR	121091	505003	103702	521600	40285	18
2/2014	SW 4	MW 5	TR	122926	505003	103702	521600	40285	3
2/2014	SW 4	MW 5	TR	123262	505003	103702	521408	12999	111
2/2014	SW 4	MW 5	TR	123495	505003	103702	521600	40285	26
2/2014	SW 4	MW 5	TR	123495	505003	103702	521656	284918	257
2/2014	SW 4	MW 5	TS	109136	505003	103702	521596	5227	60
2/2014	SW 4	MW 5	TS	109144	505003	103702	521398	5588	53
2/2014	SW 4	MW 5	TS	109149	505003	103702	505015	139247	282
Segment									1,757
2/2014	SW 4	MW 6	TR	200	505003	103702	505013	139241	10,323
2/2014	SW 4	MW 6	TR	200	505003	103702	521434	4619	1,539
2/2014	SW 4	MW 6	TR	200	505003	103702	521470	4738	137
2/2014	SW 4	MW 6	TR	200	505003	103702	521482	4741	112
2/2014	SW 4	MW 6	TR	700	505003	103702	505014	139246	1,593
2/2014	SW 4	MW 6	TR	19750	505003	103702	521440	4616	2,262
2/2014	SW 4	MW 6	TR	108861	505003	103702	521498	4857	646

ANR Pipeline Company Transportation Services Fuel By Route Analysis

VASCR351

Reporting Year: *January - December 2014*
 Production Period: **02/2014**

<u>Production Period</u>	<u>Receipt Segment</u>	<u>Delivery Segment</u>	<u>Service Class</u>	<u>Svc Req Contract</u>	<u>Receipt Location</u>	<u>Receipt Loc Prop</u>	<u>Delivery Location</u>	<u>Delivery Loc Prop</u>	<u>Fuel Quantity</u>
2/2014	SW 4	MW 6	TR	108986	505003	103702	505005	139233	1,776
2/2014	SW 4	MW 6	TR	108986	505003	103702	521658	3605	74
2/2014	SW 4	MW 6	TR	110109	505003	103702	521482	4741	3,316
2/2014	SW 4	MW 6	TR	110185	505003	103702	505013	139241	3,852
2/2014	SW 4	MW 6	TR	110185	505003	103702	521086	103709	148
2/2014	SW 4	MW 6	TR	110185	505003	103702	521470	4738	3,054
2/2014	SW 4	MW 6	TR	110185	505003	103702	521482	4741	1,021
2/2014	SW 4	MW 6	TR	110291	505003	103702	521438	4614	3,371
2/2014	SW 4	MW 6	TR	110889	505003	103702	521470	4738	659
2/2014	SW 4	MW 6	TR	110956	505003	103702	521400	13135	93
2/2014	SW 4	MW 6	TR	110956	505003	103702	521420	4602	340
2/2014	SW 4	MW 6	TR	110956	505003	103702	521432	4691	187
2/2014	SW 4	MW 6	TR	110956	505003	103702	521434	4619	56
2/2014	SW 4	MW 6	TR	110956	505003	103702	521470	4738	184
2/2014	SW 4	MW 6	TR	110956	505003	103702	521482	4741	435
2/2014	SW 4	MW 6	TR	110956	505003	103702	521506	3797	89
2/2014	SW 4	MW 6	TR	113155	505003	103702	521470	4738	3,023
2/2014	SW 4	MW 6	TR	116236	505003	103702	521438	4614	4,003
2/2014	SW 4	MW 6	TR	120554	505003	103702	521400	13135	111
2/2014	SW 4	MW 6	TR	120554	505003	103702	521420	4602	193
2/2014	SW 4	MW 6	TR	120554	505003	103702	521470	4738	332
2/2014	SW 4	MW 6	TR	121091	505003	103702	521400	13135	19
2/2014	SW 4	MW 6	TR	121212	505003	103702	521428	40193	1,159
2/2014	SW 4	MW 6	TR	122580	505003	103702	521482	4741	2,538
2/2014	SW 4	MW 6	TR	122926	505003	103702	521420	4602	133
2/2014	SW 4	MW 6	TR	123257	505003	103702	521400	13135	5
2/2014	SW 4	MW 6	TR	123257	505003	103702	521482	4741	192
2/2014	SW 4	MW 6	TR	123390	505003	103702	521420	4602	2,890
2/2014	SW 4	MW 6	TR	123495	505003	103702	521400	13135	531
2/2014	SW 4	MW 6	TR	123495	505003	103702	521420	4602	1,547
2/2014	SW 4	MW 6	TR	123495	505003	103702	521434	4619	3,100
2/2014	SW 4	MW 6	TR	123881	505003	103702	521400	13135	323
2/2014	SW 4	MW 6	TR	123881	505003	103702	521426	40183	28

ANR Pipeline Company Transportation Services Fuel By Route Analysis

VASCR351

Reporting Year: *January - December 2014*
 Production Period: **02/2014**

<u>Production Period</u>	<u>Receipt Segment</u>	<u>Delivery Segment</u>	<u>Service Class</u>	<u>Svc Req Contract</u>	<u>Receipt Location</u>	<u>Receipt Loc Prop</u>	<u>Delivery Location</u>	<u>Delivery Loc Prop</u>	<u>Fuel Quantity</u>
2/2014	SW 4	MW 6	TR	123881	505003	103702	521434	4619	90
2/2014	SW 4	MW 6	TR	123881	505003	103702	521482	4741	1,351
2/2014	SW 4	MW 6	TR	123881	505003	103702	521608	171759	112
2/2014	SW 4	MW 6	TR	123912	505003	103702	521506	3797	28
2/2014	SW 4	MW 6	TS	109137	505003	103702	521492	4604	266
2/2014	SW 4	MW 6	TS	109139	505003	103702	521424	13215	141
2/2014	SW 4	MW 6	TS	109142	505003	103702	521526	3969	164
2/2014	SW 4	MW 6	TS	109143	505003	103702	521430	40195	557
2/2014	SW 4	MW 6	TS	109146	505003	103702	521496	4689	130
2/2014	SW 4	MW 6	TS	109148	505003	103702	521566	12977	585
2/2014	SW 4	MW 6	TS	109150	505003	103702	505029	139367	332
2/2014	SW 4	MW 6	TS	109152	505003	103702	521524	3973	1,308
2/2014	SW 4	MW 6	TS	109153	505003	103702	521422	12976	168
2/2014	SW 4	MW 6	TS	109155	505003	103702	521498	4857	88
2/2014	SW 4	MW 6	TS	109161	505003	103702	521598	4564	69
2/2014	SW 4	MW 6	TS	109162	505003	103702	521504	4856	28
2/2014	SW 4	MW 6	TS	109163	505003	103702	521502	4747	32
2/2014	SW 4	MW 6	TS	109169	505003	103702	521418	12991	560
2/2014	SW 4	MW 6	TS	109170	505003	103702	521494	4605	587
2/2014	SW 4	MW 6	TS	109171	505003	103702	521428	40193	139
2/2014	SW 4	MW 6	TS	109198	505003	103702	521426	40183	172
2/2014	SW 4	MW 6	TS	109199	505003	103702	521500	4693	101
2/2014	SW 4	MW 6	TS	110863	505003	103702	521608	171759	640
Segment									63,042
2/2014	SW 4	SW 1	TR	118265	505003	103702	522124	158286	459
2/2014	SW 4	SW 1	TR	118778	505003	103702	523062	738789	97
2/2014	SW 4	SW 1	TR	120673	505003	103702	523061	737783	65
2/2014	SW 4	SW 1	TR	120703	505003	103702	523076	1388911	94
2/2014	SW 4	SW 1	TR	123983	505003	103702	523061	737783	141
Segment									856
2/2014	SW 4	SW 3	TR	120721	505003	103702	522132	153896	91
2/2014	SW 4	SW 3	TR	120977	505003	103702	523067	951568	115

ANR Pipeline Company Transportation Services Fuel By Route Analysis

VASCR351

Reporting Year: *January - December 2014*
 Production Period: **02/2014**

<u>Production Period</u>	<u>Receipt Segment</u>	<u>Delivery Segment</u>	<u>Service Class</u>	<u>Svc Req Contract</u>	<u>Receipt Location</u>	<u>Receipt Loc Prop</u>	<u>Delivery Location</u>	<u>Delivery Loc Prop</u>	<u>Fuel Quantity</u>
2/2014	SW 4	SW 3	TR	121091	505003	103702	523067	951568	2,336
2/2014	SW 4	SW 3	TR	121091	505228	153722	523067	951568	1
2/2014	SW 4	SW 3	TR	121091	512452	217696	523067	951568	4
	Segment								2,547
2/2014	SW 4	SW 4	TR	113652	510011	16435	513042	385402	149
2/2014	SW 4	SW 4	TR	115621	505003	103702	521020	34887	342
2/2014	SW 4	SW 4	TR	115706	510034	187481	521642	237023	312
2/2014	SW 4	SW 4	TR	118088	505003	103702	521020	34887	357
2/2014	SW 4	SW 4	TR	120948	505003	103702	513042	385402	1
2/2014	SW 4	SW 4	TR	120977	505003	103702	513042	385402	164
2/2014	SW 4	SW 4	TR	120977	505003	103702	521020	34887	2,523
2/2014	SW 4	SW 4	TR	121086	505003	103702	521020	34887	56
2/2014	SW 4	SW 4	TR	121091	505003	103702	513042	385402	19
2/2014	SW 4	SW 4	TR	121091	505003	103702	521020	34887	1,798
2/2014	SW 4	SW 4	TR	121091	505003	103702	521040	234898	27
2/2014	SW 4	SW 4	TR	123915	505003	103702	521664	174769	122
2/2014	SW 4	SW 4	TR	123945	505003	103702	521020	34887	846
2/2014	SW 4	SW 4	TR	123950	505003	103702	521020	34887	94
2/2014	SW 4	SW 4	TR	123955	505003	103702	521020	34887	332
2/2014	SW 4	SW 4	TR	123963	505003	103702	521020	34887	1,944
2/2014	SW 4	SW 4	TR	123969	505003	103702	521020	34887	1,308
2/2014	SW 4	SW 4	TR	123971	505003	103702	521020	34887	33
2/2014	SW 4	SW 4	TR	123974	505003	103702	521020	34887	283
2/2014	SW 4	SW 4	TR	123975	505003	103702	521020	34887	3,656
2/2014	SW 4	SW 4	TR	123978	505003	103702	521020	34887	114
2/2014	SW 4	SW 4	TR	123981	505003	103702	521020	34887	136
2/2014	SW 4	SW 4	TR	123985	505003	103702	521020	34887	343
2/2014	SW 4	SW 4	TR	124012	505003	103702	521020	34887	4,328
2/2014	SW 4	SW 4	TR	124012	505228	153722	521020	34887	45
2/2014	SW 4	SW 4	TR	124015	505003	103702	521020	34887	71
2/2014	SW 4	SW 4	TR	124018	505003	103702	521020	34887	2,148
2/2014	SW 4	SW 4	TR	124021	505003	103702	521020	34887	1,819

ANR Pipeline Company Transportation Services Fuel By Route Analysis

VASCR351

 Reporting Year: *January - December 2014*
 Production Period: 02/2014

<u>Production Period</u>	<u>Receipt Segment</u>	<u>Delivery Segment</u>	<u>Service Class</u>	<u>Svc Req Contract</u>	<u>Receipt Location</u>	<u>Receipt Loc Prop</u>	<u>Delivery Location</u>	<u>Delivery Loc Prop</u>	<u>Fuel Quantity</u>
									23,370
2/2014	SW 4	SW 5	TR	120629	510034	187481	522116	278352	205
									205
2/2014	SW 4	WI 7	TR	800	505003	103702	505025	139257	11,620
2/2014	SW 4	WI 7	TR	5450	505003	103702	505026	139258	64,251
2/2014	SW 4	WI 7	TR	104845	505003	103702	505025	139257	6,571
2/2014	SW 4	WI 7	TR	107873	505003	103702	521172	28846	13,972
2/2014	SW 4	WI 7	TR	107893	505003	103702	505024	139256	7,382
2/2014	SW 4	WI 7	TR	108181	505003	103702	523032	384134	6,901
2/2014	SW 4	WI 7	TR	108268	505003	103702	505016	139248	9,520
2/2014	SW 4	WI 7	TR	108863	505003	103702	521392	28730	385
2/2014	SW 4	WI 7	TR	109665	505003	103702	521370	28788	168
2/2014	SW 4	WI 7	TR	109975	505003	103702	523034	384136	9,520
2/2014	SW 4	WI 7	TR	110885	505003	103702	510041	11661	1,021
2/2014	SW 4	WI 7	TR	110885	505003	103702	521012	40226	58
2/2014	SW 4	WI 7	TR	110885	505003	103702	521172	28846	6,636
2/2014	SW 4	WI 7	TR	110885	505003	103702	521174	28778	77
2/2014	SW 4	WI 7	TR	110885	505003	103702	521178	28883	67
2/2014	SW 4	WI 7	TR	110885	505003	103702	521246	28844	233
2/2014	SW 4	WI 7	TR	110885	505003	103702	521250	28841	2,040
2/2014	SW 4	WI 7	TR	110885	505003	103702	521266	28702	649
2/2014	SW 4	WI 7	TR	110885	505003	103702	521314	28661	6,078
2/2014	SW 4	WI 7	TR	110885	505003	103702	521324	28794	51
2/2014	SW 4	WI 7	TR	110885	505003	103702	521676	100052	121
2/2014	SW 4	WI 7	TR	110885	505003	103702	521784	28720	682
2/2014	SW 4	WI 7	TR	110885	505003	103702	523034	384136	2,380
2/2014	SW 4	WI 7	TR	110889	505003	103702	521172	28846	2
2/2014	SW 4	WI 7	TR	110889	505003	103702	521174	28778	2
2/2014	SW 4	WI 7	TR	110889	505003	103702	521188	28862	2
2/2014	SW 4	WI 7	TR	110889	505003	103702	521198	28782	4
2/2014	SW 4	WI 7	TR	110889	505003	103702	521200	28679	6
2/2014	SW 4	WI 7	TR	110889	505003	103702	521248	28811	3,920

ANR Pipeline Company Transportation Services Fuel By Route Analysis

VASCR351

Reporting Year: *January - December 2014*
 Production Period: **02/2014**

<u>Production Period</u>	<u>Receipt Segment</u>	<u>Delivery Segment</u>	<u>Service Class</u>	<u>Svc Req Contract</u>	<u>Receipt Location</u>	<u>Receipt Loc Prop</u>	<u>Delivery Location</u>	<u>Delivery Loc Prop</u>	<u>Fuel Quantity</u>
2/2014	SW 4	WI 7	TR	110889	505003	103702	521252	28779	19
2/2014	SW 4	WI 7	TR	110889	505003	103702	521288	28670	9
2/2014	SW 4	WI 7	TR	110889	505003	103702	521336	28738	5
2/2014	SW 4	WI 7	TR	110889	505003	103702	521356	28774	4
2/2014	SW 4	WI 7	TR	110956	505003	103702	521012	40226	68
2/2014	SW 4	WI 7	TR	110956	505003	103702	521168	28834	14
2/2014	SW 4	WI 7	TR	110956	505003	103702	521172	28846	861
2/2014	SW 4	WI 7	TR	110956	505003	103702	521196	28771	57
2/2014	SW 4	WI 7	TR	110956	505003	103702	521210	28828	47
2/2014	SW 4	WI 7	TR	110956	505003	103702	521226	28881	16
2/2014	SW 4	WI 7	TR	110956	505003	103702	521230	28819	9
2/2014	SW 4	WI 7	TR	110956	505003	103702	521246	28844	87
2/2014	SW 4	WI 7	TR	110956	505003	103702	521250	28841	61
2/2014	SW 4	WI 7	TR	110956	505003	103702	521266	28702	306
2/2014	SW 4	WI 7	TR	110956	505003	103702	521276	28701	9
2/2014	SW 4	WI 7	TR	110956	505003	103702	521298	28736	54
2/2014	SW 4	WI 7	TR	110956	505003	103702	521314	28661	66
2/2014	SW 4	WI 7	TR	110956	505003	103702	521322	28868	188
2/2014	SW 4	WI 7	TR	110956	505003	103702	521350	28660	148
2/2014	SW 4	WI 7	TR	110956	505003	103702	521676	100052	42
2/2014	SW 4	WI 7	TR	110956	505003	103702	521758	28855	9
2/2014	SW 4	WI 7	TR	110956	505003	103702	521784	28720	127
2/2014	SW 4	WI 7	TR	112883	505003	103702	505024	139256	5,320
2/2014	SW 4	WI 7	TR	112891	505003	103702	521172	28846	9,594
2/2014	SW 4	WI 7	TR	112923	505003	103702	521172	28846	14,476
2/2014	SW 4	WI 7	TR	112924	505003	103702	505024	139256	7,840
2/2014	SW 4	WI 7	TR	113238	505003	103702	521814	36934	923
2/2014	SW 4	WI 7	TR	114497	505003	103702	521172	28846	278
2/2014	SW 4	WI 7	TR	114497	505003	103702	521176	28859	2,818
2/2014	SW 4	WI 7	TR	114497	505003	103702	521246	28844	1,969
2/2014	SW 4	WI 7	TR	114497	505003	103702	521266	28702	4,512
2/2014	SW 4	WI 7	TR	114497	505003	103702	521314	28661	3,881
2/2014	SW 4	WI 7	TR	114497	505003	103702	523032	384134	33

**ANR Pipeline Company
 Transportation Services
 Fuel By Route Analysis**
VASCR351

 Reporting Year: *January - December 2014*
 Production Period: **02/2014**

<u>Production Period</u>	<u>Receipt Segment</u>	<u>Delivery Segment</u>	<u>Service Class</u>	<u>Svc Req Contract</u>	<u>Receipt Location</u>	<u>Receipt Loc Prop</u>	<u>Delivery Location</u>	<u>Delivery Loc Prop</u>	<u>Fuel Quantity</u>
2/2014	SW 4	WI 7	TR	117331	505003	103702	505021	139253	10,126
2/2014	SW 4	WI 7	TR	122067	505003	103702	521108	11702	13,328
2/2014	SW 4	WI 7	TR	123152	505003	103702	521012	40226	2,468
2/2014	SW 4	WI 7	TR	123152	505003	103702	521164	28842	3
2/2014	SW 4	WI 7	TR	123152	505003	103702	521174	28778	44
2/2014	SW 4	WI 7	TR	123152	505003	103702	521178	28883	175
2/2014	SW 4	WI 7	TR	123152	505003	103702	521246	28844	1,677
2/2014	SW 4	WI 7	TR	123152	505003	103702	521250	28841	2,296
2/2014	SW 4	WI 7	TR	123152	505003	103702	521314	28661	158
2/2014	SW 4	WI 7	TR	123152	505003	103702	521786	28798	287
2/2014	SW 4	WI 7	TR	123152	505003	103702	523034	384136	18
2/2014	SW 4	WI 7	TR	123257	505003	103702	521610	261574	281
2/2014	SW 4	WI 7	TR	123257	505003	103702	523034	384136	105
2/2014	SW 4	WI 7	TR	123495	505003	103702	521012	40226	184
2/2014	SW 4	WI 7	TR	123495	505003	103702	521168	28834	50
2/2014	SW 4	WI 7	TR	123495	505003	103702	521172	28846	430
2/2014	SW 4	WI 7	TR	123495	505003	103702	521180	28875	137
2/2014	SW 4	WI 7	TR	123495	505003	103702	521188	28862	1,009
2/2014	SW 4	WI 7	TR	123495	505003	103702	521198	28782	120
2/2014	SW 4	WI 7	TR	123495	505003	103702	521210	28828	224
2/2014	SW 4	WI 7	TR	123495	505003	103702	521218	28865	10
2/2014	SW 4	WI 7	TR	123495	505003	103702	521676	100052	883
2/2014	SW 4	WI 7	TR	123495	505003	103702	521810	36869	252
2/2014	SW 4	WI 7	TR	123649	505003	103702	521316	28831	671
2/2014	SW 4	WI 7	TR	123894	505003	103702	521172	28846	260
2/2014	SW 4	WI 7	TR	123894	505003	103702	521296	139402	1,300
2/2014	SW 4	WI 7	TR	123894	510011	16435	521296	139402	260
2/2014	SW 4	WI 7	TR	123894	510011	16435	521650	269472	260
2/2014	SW 4	WI 7	TR	123912	505003	103702	521172	28846	4,551
2/2014	SW 4	WI 7	TR	123912	505003	103702	521174	28778	623
2/2014	SW 4	WI 7	TR	123912	505003	103702	521178	28883	27
2/2014	SW 4	WI 7	TR	123912	505003	103702	521180	28875	849
2/2014	SW 4	WI 7	TR	123912	505003	103702	521182	28854	513

ANR Pipeline Company Transportation Services Fuel By Route Analysis

VASCR351

Reporting Year: *January - December 2014*
 Production Period: **02/2014**

<u>Production Period</u>	<u>Receipt Segment</u>	<u>Delivery Segment</u>	<u>Service Class</u>	<u>Svc Req Contract</u>	<u>Receipt Location</u>	<u>Receipt Loc Prop</u>	<u>Delivery Location</u>	<u>Delivery Loc Prop</u>	<u>Fuel Quantity</u>
2/2014	SW 4	WI 7	TR	123912	505003	103702	521186	42139	54
2/2014	SW 4	WI 7	TR	123912	505003	103702	521188	28862	25
2/2014	SW 4	WI 7	TR	123912	505003	103702	521190	28825	189
2/2014	SW 4	WI 7	TR	123912	505003	103702	521198	28782	51
2/2014	SW 4	WI 7	TR	123912	505003	103702	521200	28679	334
2/2014	SW 4	WI 7	TR	123912	505003	103702	521210	28828	54
2/2014	SW 4	WI 7	TR	123912	505003	103702	521218	28865	127
2/2014	SW 4	WI 7	TR	123912	505003	103702	521230	28819	44
2/2014	SW 4	WI 7	TR	123912	505003	103702	521246	28844	888
2/2014	SW 4	WI 7	TR	123912	505003	103702	521248	28811	1,054
2/2014	SW 4	WI 7	TR	123912	505003	103702	521250	28841	806
2/2014	SW 4	WI 7	TR	123912	505003	103702	521252	28779	414
2/2014	SW 4	WI 7	TR	123912	505003	103702	521260	36867	700
2/2014	SW 4	WI 7	TR	123912	505003	103702	521262	36868	928
2/2014	SW 4	WI 7	TR	123912	505003	103702	521266	28702	261
2/2014	SW 4	WI 7	TR	123912	505003	103702	521288	28670	113
2/2014	SW 4	WI 7	TR	123912	505003	103702	521298	28736	1,078
2/2014	SW 4	WI 7	TR	123912	505003	103702	521314	28661	682
2/2014	SW 4	WI 7	TR	123912	505003	103702	521316	28831	124
2/2014	SW 4	WI 7	TR	123912	505003	103702	521320	28740	81
2/2014	SW 4	WI 7	TR	123912	505003	103702	521322	28868	103
2/2014	SW 4	WI 7	TR	123912	505003	103702	521324	28794	199
2/2014	SW 4	WI 7	TR	123912	505003	103702	521330	28761	270
2/2014	SW 4	WI 7	TR	123912	505003	103702	521336	28738	627
2/2014	SW 4	WI 7	TR	123912	505003	103702	521356	28774	41
2/2014	SW 4	WI 7	TR	123912	505003	103702	521358	28776	81
2/2014	SW 4	WI 7	TR	123912	505003	103702	521374	28662	364
2/2014	SW 4	WI 7	TR	123912	505003	103702	521784	28720	170
2/2014	SW 4	WI 7	TR	123912	505003	103702	521812	40304	2,529
2/2014	SW 4	WI 7	TR	123912	505003	103702	521814	36934	1,246
2/2014	SW 4	WI 7	TR	123912	505003	103702	523041	395460	1,059
2/2014	SW 4	WI 7	TS	108864	505003	103702	521392	28730	1,813
2/2014	SW 4	WI 7	TS	108872	505003	103702	521396	150407	388

**ANR Pipeline Company
 Transportation Services
 Fuel By Route Analysis**
VASCR351

 Reporting Year: *January - December 2014*
 Production Period: **02/2014**

<u>Production Period</u>	<u>Receipt Segment</u>	<u>Delivery Segment</u>	<u>Service Class</u>	<u>Svc Req Contract</u>	<u>Receipt Location</u>	<u>Receipt Loc Prop</u>	<u>Delivery Location</u>	<u>Delivery Loc Prop</u>	<u>Fuel Quantity</u>
									268,645
2/2014	WI 7	MI 7	TR	109218	505023	139255	505038	153808	18
2/2014	WI 7	MI 7	TR	109974	521250	28841	505038	153808	11
2/2014	WI 7	MI 7	TR	109974	523034	384136	505038	153808	54
2/2014	WI 7	MI 7	TR	110885	510041	11661	521118	11578	4
2/2014	WI 7	MI 7	TR	110885	510041	11661	521670	40468	4
2/2014	WI 7	MI 7	TR	112565	523032	384134	505038	153808	18
2/2014	WI 7	MI 7	TR	113543	510041	11661	511136	277072	6
2/2014	WI 7	MI 7	TR	113652	510006	28808	505108	243097	51
2/2014	WI 7	MI 7	TR	114466	510033	28873	521030	282436	12
2/2014	WI 7	MI 7	TR	115275	510033	28873	521030	282436	36
2/2014	WI 7	MI 7	TR	122177	510006	28808	505108	243097	31
2/2014	WI 7	MI 7	TR	122177	510006	28808	521932	138744	46
2/2014	WI 7	MI 7	TR	123224	510033	28873	521030	282436	14
2/2014	WI 7	MI 7	TR	123832	510041	11661	505108	243097	20
2/2014	WI 7	MI 7	TR	123832	510041	11661	521016	4196	81
2/2014	WI 7	MI 7	TS	121185	521172	28846	505038	153808	20
2/2014	WI 7	MI 7	TS	121185	521250	28841	505038	153808	2
2/2014	WI 7	MI 7	TS	121185	521784	28720	505038	153808	1
									429
2/2014	WI 7	WI 7	TR	107784	510006	28808	505023	139255	87
2/2014	WI 7	WI 7	TR	107873	510033	28873	505023	139255	1,131
2/2014	WI 7	WI 7	TR	107893	510033	28873	521676	100052	158
2/2014	WI 7	WI 7	TR	109974	521172	28846	521784	28720	10
2/2014	WI 7	WI 7	TR	109974	523034	384136	521172	28846	7
2/2014	WI 7	WI 7	TR	109974	523034	384136	521784	28720	47
2/2014	WI 7	WI 7	TR	109974	523034	384136	521786	28798	13
2/2014	WI 7	WI 7	TR	111730	523034	384136	521172	28846	11
2/2014	WI 7	WI 7	TR	111972	510041	11661	521012	40226	84
2/2014	WI 7	WI 7	TR	112565	521650	269472	521296	139402	47
2/2014	WI 7	WI 7	TR	112883	510033	28873	521676	100052	108
2/2014	WI 7	WI 7	TR	112891	510033	28873	505023	139255	652

ANR Pipeline Company Transportation Services Fuel By Route Analysis

VASCR351

Reporting Year: *January - December 2014*
 Production Period: **02/2014**

<u>Production Period</u>	<u>Receipt Segment</u>	<u>Delivery Segment</u>	<u>Service Class</u>	<u>Svc Req Contract</u>	<u>Receipt Location</u>	<u>Receipt Loc Prop</u>	<u>Delivery Location</u>	<u>Delivery Loc Prop</u>	<u>Fuel Quantity</u>
2/2014	W1 7	W1 7	TR	112923	510033	28873	505023	139255	466
2/2014	W1 7	W1 7	TR	112924	510033	28873	521676	100052	108
2/2014	W1 7	W1 7	TR	114466	510033	28873	521314	28661	106
2/2014	W1 7	W1 7	TR	114490	510033	28873	521164	28842	84
2/2014	W1 7	W1 7	TR	114490	510033	28873	521314	28661	183
2/2014	W1 7	W1 7	TR	114497	510006	28808	510033	28873	19
2/2014	W1 7	W1 7	TR	114497	510006	28808	521176	28859	55
2/2014	W1 7	W1 7	TR	114497	510006	28808	521246	28844	12
2/2014	W1 7	W1 7	TR	114497	510006	28808	521266	28702	15
2/2014	W1 7	W1 7	TR	114497	510006	28808	521314	28661	6
2/2014	W1 7	W1 7	TR	114497	510006	28808	523032	384134	15
2/2014	W1 7	W1 7	TR	114497	510033	28873	521176	28859	10
2/2014	W1 7	W1 7	TR	114497	510033	28873	521246	28844	4
2/2014	W1 7	W1 7	TR	114497	510033	28873	521266	28702	10
2/2014	W1 7	W1 7	TR	114497	510033	28873	521314	28661	6
2/2014	W1 7	W1 7	TR	114668	523034	384136	521256	174788	14
2/2014	W1 7	W1 7	TR	114668	523034	384136	521258	265372	6
2/2014	W1 7	W1 7	TR	114668	523034	384136	521786	28798	21
2/2014	W1 7	W1 7	TR	117336	510041	11661	521262	36868	123
2/2014	W1 7	W1 7	TR	122002	510033	28873	521178	28883	19
2/2014	W1 7	W1 7	TR	122002	510033	28873	521324	28794	148
2/2014	W1 7	W1 7	TR	122002	510041	11661	521314	28661	64
2/2014	W1 7	W1 7	TR	122248	510033	28873	521108	11702	2,128
2/2014	W1 7	W1 7	TR	122265	510033	28873	521324	28794	5
2/2014	W1 7	W1 7	TR	123223	510006	28808	505026	139258	203
2/2014	W1 7	W1 7	TR	123223	510006	28808	510033	28873	227
2/2014	W1 7	W1 7	TR	123223	510006	28808	510041	11661	13
2/2014	W1 7	W1 7	TR	123223	510033	28873	505026	139258	1,589
2/2014	W1 7	W1 7	TR	123739	510006	28808	521012	40226	26
2/2014	W1 7	W1 7	TR	123739	510006	28808	521172	28846	9
2/2014	W1 7	W1 7	TR	123739	510006	28808	521174	28778	12
2/2014	W1 7	W1 7	TR	123739	510006	28808	521176	28859	8
2/2014	W1 7	W1 7	TR	123739	510006	28808	521186	42139	20

ANR Pipeline Company Transportation Services Fuel By Route Analysis

VASCR351

Reporting Year: *January - December 2014*
 Production Period: **02/2014**

<u>Production Period</u>	<u>Receipt Segment</u>	<u>Delivery Segment</u>	<u>Service Class</u>	<u>Svc Req Contract</u>	<u>Receipt Location</u>	<u>Receipt Loc Prop</u>	<u>Delivery Location</u>	<u>Delivery Loc Prop</u>	<u>Fuel Quantity</u>
2/2014	WI 7	WI 7	TR	123739	510006	28808	521200	28679	7
2/2014	WI 7	WI 7	TR	123739	510006	28808	521202	28682	5
2/2014	WI 7	WI 7	TR	123739	510006	28808	521204	28672	26
2/2014	WI 7	WI 7	TR	123739	510006	28808	521214	40197	4
2/2014	WI 7	WI 7	TR	123739	510006	28808	521218	28865	14
2/2014	WI 7	WI 7	TR	123739	510006	28808	521240	28759	6
2/2014	WI 7	WI 7	TR	123739	510006	28808	521242	139405	5
2/2014	WI 7	WI 7	TR	123739	510006	28808	521246	28844	4
2/2014	WI 7	WI 7	TR	123739	510006	28808	521262	36868	24
2/2014	WI 7	WI 7	TR	123739	510006	28808	521266	28702	8
2/2014	WI 7	WI 7	TR	123739	510006	28808	521268	40497	8
2/2014	WI 7	WI 7	TR	123739	510006	28808	521288	28670	14
2/2014	WI 7	WI 7	TR	123739	510006	28808	521336	28738	4
2/2014	WI 7	WI 7	TR	123739	510006	28808	521784	28720	8
2/2014	WI 7	WI 7	TR	123739	510006	28808	521814	36934	22
2/2014	WI 7	WI 7	TR	123739	510033	28873	521012	40226	18
2/2014	WI 7	WI 7	TR	123739	510033	28873	521172	28846	125
2/2014	WI 7	WI 7	TR	123739	510033	28873	521174	28778	15
2/2014	WI 7	WI 7	TR	123739	510033	28873	521176	28859	24
2/2014	WI 7	WI 7	TR	123739	510033	28873	521178	28883	17
2/2014	WI 7	WI 7	TR	123739	510033	28873	521186	42139	30
2/2014	WI 7	WI 7	TR	123739	510033	28873	521200	28679	10
2/2014	WI 7	WI 7	TR	123739	510033	28873	521202	28682	6
2/2014	WI 7	WI 7	TR	123739	510033	28873	521204	28672	19
2/2014	WI 7	WI 7	TR	123739	510033	28873	521214	40197	2
2/2014	WI 7	WI 7	TR	123739	510033	28873	521218	28865	16
2/2014	WI 7	WI 7	TR	123739	510033	28873	521240	28759	58
2/2014	WI 7	WI 7	TR	123739	510033	28873	521242	139405	3
2/2014	WI 7	WI 7	TR	123739	510033	28873	521246	28844	3
2/2014	WI 7	WI 7	TR	123739	510033	28873	521262	36868	36
2/2014	WI 7	WI 7	TR	123739	510033	28873	521266	28702	35
2/2014	WI 7	WI 7	TR	123739	510033	28873	521268	40497	11
2/2014	WI 7	WI 7	TR	123739	510033	28873	521288	28670	10

ANR Pipeline Company Transportation Services Fuel By Route Analysis

VASCR351

Reporting Year: *January - December 2014*
Production Period: **02/2014**

<u>Production Period</u>	<u>Receipt Segment</u>	<u>Delivery Segment</u>	<u>Service Class</u>	<u>Svc Req Contract</u>	<u>Receipt Location</u>	<u>Receipt Loc Prop</u>	<u>Delivery Location</u>	<u>Delivery Loc Prop</u>	<u>Fuel Quantity</u>
2/2014	WI 7	WI 7	TR	123739	510033	28873	521310	28743	8
2/2014	WI 7	WI 7	TR	123739	510033	28873	521336	28738	6
2/2014	WI 7	WI 7	TR	123739	510033	28873	521784	28720	9
2/2014	WI 7	WI 7	TR	123739	510033	28873	521814	36934	24
2/2014	WI 7	WI 7	TR	123857	510006	28808	505026	139258	12
2/2014	WI 7	WI 7	TR	123857	510006	28808	510033	28873	24
2/2014	WI 7	WI 7	TR	123857	510006	28808	521250	28841	12
2/2014	WI 7	WI 7	TR	123857	510006	28808	523032	384134	18
2/2014	WI 7	WI 7	TR	123857	510033	28873	505026	139258	34
2/2014	WI 7	WI 7	TR	123858	510006	28808	505026	139258	170
2/2014	WI 7	WI 7	TR	123858	510006	28808	510033	28873	233
2/2014	WI 7	WI 7	TR	123858	510006	28808	521250	28841	112
2/2014	WI 7	WI 7	TR	123858	510006	28808	523032	384134	203
2/2014	WI 7	WI 7	TR	123858	510033	28873	505026	139258	322
2/2014	WI 7	WI 7	TR	123911	510041	11661	521784	28720	19
2/2014	WI 7	WI 7	TR	123912	510041	11661	521172	28846	30
2/2014	WI 7	WI 7	TR	123912	510041	11661	521174	28778	12
2/2014	WI 7	WI 7	TR	123912	510041	11661	521180	28875	3
2/2014	WI 7	WI 7	TR	123912	510041	11661	521182	28854	2
2/2014	WI 7	WI 7	TR	123912	510041	11661	521190	28825	1
2/2014	WI 7	WI 7	TR	123912	510041	11661	521200	28679	7
2/2014	WI 7	WI 7	TR	123912	510041	11661	521218	28865	2
2/2014	WI 7	WI 7	TR	123912	510041	11661	521246	28844	10
2/2014	WI 7	WI 7	TR	123912	510041	11661	521248	28811	7
2/2014	WI 7	WI 7	TR	123912	510041	11661	521250	28841	4
2/2014	WI 7	WI 7	TR	123912	510041	11661	521252	28779	1
2/2014	WI 7	WI 7	TR	123912	510041	11661	521260	36867	15
2/2014	WI 7	WI 7	TR	123912	510041	11661	521262	36868	4
2/2014	WI 7	WI 7	TR	123912	510041	11661	521266	28702	12
2/2014	WI 7	WI 7	TR	123912	510041	11661	521288	28670	1
2/2014	WI 7	WI 7	TR	123912	510041	11661	521298	28736	11
2/2014	WI 7	WI 7	TR	123912	510041	11661	521314	28661	12
2/2014	WI 7	WI 7	TR	123912	510041	11661	521316	28831	4

**ANR Pipeline Company
Transportation Services
Fuel By Route Analysis**

VASCR351

Reporting Year: *January - December 2014*
Production Period: **02/2014**

<u>Production Period</u>	<u>Receipt Segment</u>	<u>Delivery Segment</u>	<u>Service Class</u>	<u>Svc Req Contract</u>	<u>Receipt Location</u>	<u>Receipt Loc Prop</u>	<u>Delivery Location</u>	<u>Delivery Loc Prop</u>	<u>Fuel Quantity</u>
2/2014	WI 7	WI 7	TR	123912	510041	11661	521322	28868	3
2/2014	WI 7	WI 7	TR	123912	510041	11661	521324	28794	4
2/2014	WI 7	WI 7	TR	123912	510041	11661	521330	28761	1
2/2014	WI 7	WI 7	TR	123912	510041	11661	521336	28738	4
2/2014	WI 7	WI 7	TR	123912	510041	11661	521374	28662	6
2/2014	WI 7	WI 7	TR	123912	510041	11661	521812	40304	19
2/2014	WI 7	WI 7	TR	123912	510041	11661	521814	36934	23
2/2014	WI 7	WI 7	TR	123912	510041	11661	523041	395460	22
2/2014	WI 7	WI 7	TR	124000	510041	11661	521784	28720	19
2/2014	WI 7	WI 7	TR	124010	510033	28873	521172	28846	18
2/2014	WI 7	WI 7	TR	124010	510033	28873	521250	28841	18
	Segment								10,167
	Total for 02/2014								1,762,424

ANR Pipeline Company Transportation Services Fuel By Route Analysis

VASCR351

Reporting Year: *January - December 2014*
 Production Period: **03/2014**

<u>Production Period</u>	<u>Receipt Segment</u>	<u>Delivery Segment</u>	<u>Service Class</u>	<u>Svc Req Contract</u>	<u>Receipt Location</u>	<u>Receipt Loc Prop</u>	<u>Delivery Location</u>	<u>Delivery Loc Prop</u>	<u>Fuel Quantity</u>
3/2014	ME 2	ME 2	TR	104491	513084	803184	521982	283195	459
3/2014	ME 2	ME 2	TR	104491	513090	927982	521982	283195	155
3/2014	ME 2	ME 2	TR	106309	513001	305431	521594	20666	60
3/2014	ME 2	ME 2	TR	114655	505226	153719	521044	261572	240
3/2014	ME 2	ME 2	TR	114655	513083	803183	521044	261572	326
3/2014	ME 2	ME 2	TR	114656	513083	803183	521044	261572	392
3/2014	ME 2	ME 2	TR	120508	513090	927982	523043	416969	146
3/2014	ME 2	ME 2	TR	121148	505226	153719	523066	781395	115
3/2014	ME 2	ME 2	TR	121148	513001	305431	523066	781395	110
3/2014	ME 2	ME 2	TR	121148	513083	803183	523066	781395	23
3/2014	ME 2	ME 2	TR	121721	513084	803184	521536	20046	232
3/2014	ME 2	ME 2	TR	121721	513084	803184	523066	781395	108
3/2014	ME 2	ME 2	TR	123706	513084	803184	521668	22975	220
3/2014	ME 2	ME 2	TR	124091	513083	803183	523066	781395	15
3/2014	ME 2	ME 2	TR	124091	513084	803184	523066	781395	77
3/2014	ME 2	ME 2	TS	102722	513084	803184	505126	267228	362
3/2014	ME 2	ME 2	TS	102722	513090	927982	505126	267228	417
3/2014	ME 2	ME 2	TS	109197	513083	803183	505060	221444	116
3/2014	ME 2	ME 2	TS	109197	513084	803184	505060	221444	142
	Segment								3,715
3/2014	ME 2	ME 3	TR	108031	513084	803184	521688	153708	1,621
3/2014	ME 2	ME 3	TR	109950	513066	702777	521638	153767	279
3/2014	ME 2	ME 3	TR	109952	513066	702777	521638	153767	819
3/2014	ME 2	ME 3	TR	111963	513084	803184	521626	40184	8,550
3/2014	ME 2	ME 3	TR	113401	513066	702777	521638	153767	279
3/2014	ME 2	ME 3	TR	118249	513084	803184	505564	1389346	2,438
3/2014	ME 2	ME 3	TR	118249	513084	803184	520027	295956	27
3/2014	ME 2	ME 3	TR	118863	513090	927982	521986	277052	37
3/2014	ME 2	ME 3	TR	120144	513083	803183	505238	174721	572
3/2014	ME 2	ME 3	TR	120144	513083	803183	521626	40184	182
3/2014	ME 2	ME 3	TR	120144	513084	803184	505238	174721	1,830
3/2014	ME 2	ME 3	TR	120144	513084	803184	520027	295956	92
3/2014	ME 2	ME 3	TR	120144	513084	803184	521010	40186	163

ANR Pipeline Company Transportation Services Fuel By Route Analysis

VASCR351

Reporting Year: *January - December 2014*
 Production Period: **03/2014**

<u>Production Period</u>	<u>Receipt Segment</u>	<u>Delivery Segment</u>	<u>Service Class</u>	<u>Svc Req Contract</u>	<u>Receipt Location</u>	<u>Receipt Loc Prop</u>	<u>Delivery Location</u>	<u>Delivery Loc Prop</u>	<u>Fuel Quantity</u>
3/2014	ME 2	ME 3	TR	120144	513084	803184	521528	4351	71
3/2014	ME 2	ME 3	TR	120144	513084	803184	521534	138745	57
3/2014	ME 2	ME 3	TR	120144	513084	803184	521626	40184	1,320
3/2014	ME 2	ME 3	TR	120815	513084	803184	505490	755893	817
3/2014	ME 2	ME 3	TR	120953	513084	803184	521626	40184	1,584
3/2014	ME 2	ME 3	TR	121721	513084	803184	521092	4475	37
3/2014	ME 2	ME 3	TR	121899	513084	803184	505008	139236	279
3/2014	ME 2	ME 3	TR	122288	513066	702777	505392	356048	51
3/2014	ME 2	ME 3	TR	122293	513084	803184	521552	16265	512
3/2014	ME 2	ME 3	TR	122299	513084	803184	505392	356048	717
3/2014	ME 2	ME 3	TR	122305	513084	803184	505392	356048	516
3/2014	ME 2	ME 3	TR	122311	513084	803184	521552	16265	430
3/2014	ME 2	ME 3	TR	122311	513090	927982	521552	16265	84
3/2014	ME 2	ME 3	TR	122315	513084	803184	505392	356048	634
3/2014	ME 2	ME 3	TR	122321	513084	803184	521552	16265	51
3/2014	ME 2	ME 3	TR	122321	513084	803184	521626	40184	6
3/2014	ME 2	ME 3	TR	122335	513090	927982	505392	356048	543
3/2014	ME 2	ME 3	TR	122360	513083	803183	505392	356048	201
3/2014	ME 2	ME 3	TR	122370	513084	803184	521552	16265	56
3/2014	ME 2	ME 3	TR	122456	513066	702777	521010	40186	121
3/2014	ME 2	ME 3	TR	122456	513084	803184	521010	40186	12,753
3/2014	ME 2	ME 3	TR	123135	513066	702777	521010	40186	1,314
3/2014	ME 2	ME 3	TR	123135	513066	702777	521626	40184	192
3/2014	ME 2	ME 3	TR	123135	513084	803184	521010	40186	3,401
3/2014	ME 2	ME 3	TR	123136	513066	702777	520005	15672	1,701
3/2014	ME 2	ME 3	TR	123136	513066	702777	520027	295956	1,297
3/2014	ME 2	ME 3	TR	123136	513066	702777	521010	40186	8,882
3/2014	ME 2	ME 3	TR	123136	513066	702777	521032	138747	432
3/2014	ME 2	ME 3	TR	123136	513066	702777	521530	4274	64
3/2014	ME 2	ME 3	TR	123136	513084	803184	520005	15672	299
3/2014	ME 2	ME 3	TR	123136	513084	803184	520027	295956	728
3/2014	ME 2	ME 3	TR	123136	513084	803184	521010	40186	1,468
3/2014	ME 2	ME 3	TR	123136	513084	803184	521530	4274	47

**ANR Pipeline Company
 Transportation Services
 Fuel By Route Analysis**

VASCR351

Reporting Year: *January - December 2014*
 Production Period: 03/2014

<u>Production Period</u>	<u>Receipt Segment</u>	<u>Delivery Segment</u>	<u>Service Class</u>	<u>Svc Req Contract</u>	<u>Receipt Location</u>	<u>Receipt Loc Prop</u>	<u>Delivery Location</u>	<u>Delivery Loc Prop</u>	<u>Fuel Quantity</u>
3/2014	ME 2	ME 3	TR	123136	513090	927982	521010	40186	84
3/2014	ME 2	ME 3	TR	123137	513066	702777	520027	295956	211
3/2014	ME 2	ME 3	TR	123137	513066	702777	521530	4274	5
3/2014	ME 2	ME 3	TR	123137	513084	803184	505012	139240	242
3/2014	ME 2	ME 3	TR	123137	513084	803184	520027	295956	448
3/2014	ME 2	ME 3	TR	123137	513084	803184	521530	4274	25
3/2014	ME 2	ME 3	TR	123312	505233	154017	521626	40184	31
3/2014	ME 2	ME 3	TR	123321	513090	927982	521626	40184	53
3/2014	ME 2	ME 3	TR	123361	505233	154017	521626	40184	62
3/2014	ME 2	ME 3	TR	123459	513084	803184	521626	40184	84
3/2014	ME 2	ME 3	TR	123460	513084	803184	521626	40184	28
3/2014	ME 2	ME 3	TR	123467	513084	803184	521626	40184	10
3/2014	ME 2	ME 3	TR	123537	505233	154017	521626	40184	31
3/2014	ME 2	ME 3	TR	123572	513090	927982	521010	40186	102
3/2014	ME 2	ME 3	TR	123572	513090	927982	521572	40455	12
3/2014	ME 2	ME 3	TR	123572	513090	927982	521620	16118	216
3/2014	ME 2	ME 3	TR	123572	513090	927982	521626	40184	1,829
3/2014	ME 2	ME 3	TR	123604	513084	803184	521626	40184	124
3/2014	ME 2	ME 3	TR	123637	513084	803184	521552	16265	52
3/2014	ME 2	ME 3	TR	123686	513084	803184	521552	16265	164
3/2014	ME 2	ME 3	TR	123715	513084	803184	520005	15672	174
3/2014	ME 2	ME 3	TR	123739	513066	702777	521620	16118	728
3/2014	ME 2	ME 3	TR	123739	513090	927982	521010	40186	21
3/2014	ME 2	ME 3	TR	123739	513090	927982	521528	4351	3
3/2014	ME 2	ME 3	TR	123739	513090	927982	521620	16118	4,720
3/2014	ME 2	ME 3	TR	123739	513090	927982	521626	40184	479
3/2014	ME 2	ME 3	TR	123739	513090	927982	521986	277052	141
3/2014	ME 2	ME 3	TR	123759	513066	702777	521626	40184	1,667
3/2014	ME 2	ME 3	TR	123759	513084	803184	521626	40184	1,022
3/2014	ME 2	ME 3	TR	124047	513084	803184	521626	40184	40
3/2014	ME 2	ME 3	TR	124048	513001	305431	521010	40186	110
3/2014	ME 2	ME 3	TR	124048	513001	305431	521620	16118	683
3/2014	ME 2	ME 3	TR	124048	513084	803184	521010	40186	688

**ANR Pipeline Company
 Transportation Services
 Fuel By Route Analysis**
VASCR351

 Reporting Year: *January - December 2014*
 Production Period: **03/2014**

<u>Production Period</u>	<u>Receipt Segment</u>	<u>Delivery Segment</u>	<u>Service Class</u>	<u>Svc Req Contract</u>	<u>Receipt Location</u>	<u>Receipt Loc Prop</u>	<u>Delivery Location</u>	<u>Delivery Loc Prop</u>	<u>Fuel Quantity</u>
3/2014	ME 2	ME 3	TR	124048	513084	803184	521620	16118	1,906
3/2014	ME 2	ME 3	TR	124070	513084	803184	521626	40184	36
3/2014	ME 2	ME 3	TR	124080	513084	803184	521010	40186	2,486
3/2014	ME 2	ME 3	TS	109138	513084	803184	505011	139239	1,146
3/2014	ME 2	ME 3	TS	109145	513084	803184	521560	4481	58
3/2014	ME 2	ME 3	TS	109157	513084	803184	521568	4280	158
3/2014	ME 2	ME 3	TS	109190	513084	803184	505009	139237	838
Segment									78,471
3/2014	ME 2	MI 7	TR	820	513084	803184	505038	153808	1,016
3/2014	ME 2	MI 7	TR	106308	521594	20666	505038	153808	118
3/2014	ME 2	MI 7	TR	110024	513090	927982	505018	139250	9,579
3/2014	ME 2	MI 7	TR	113042	513084	803184	521080	138675	6,286
3/2014	ME 2	MI 7	TR	113042	513090	927982	521080	138675	1,382
3/2014	ME 2	MI 7	TR	113650	513084	803184	505038	153808	841
3/2014	ME 2	MI 7	TR	113650	513084	803184	521116	42078	1,854
3/2014	ME 2	MI 7	TR	113650	513084	803184	521932	138744	9,301
3/2014	ME 2	MI 7	TR	113650	513084	803184	521948	4492	4,743
3/2014	ME 2	MI 7	TR	114490	513066	702777	505038	153808	2
3/2014	ME 2	MI 7	TR	114490	513066	702777	521116	42078	3
3/2014	ME 2	MI 7	TR	115270	513083	803183	521080	138675	1,447
3/2014	ME 2	MI 7	TR	115270	513084	803184	521080	138675	558
3/2014	ME 2	MI 7	TR	115270	513090	927982	521080	138675	8,132
3/2014	ME 2	MI 7	TR	115272	513083	803183	521080	138675	13,756
3/2014	ME 2	MI 7	TR	115272	513084	803184	521080	138675	78
3/2014	ME 2	MI 7	TR	115272	513090	927982	521080	138675	8,039
3/2014	ME 2	MI 7	TR	115940	513083	803183	521102	11674	2,387
3/2014	ME 2	MI 7	TR	115940	513084	803184	521102	11674	10,943
3/2014	ME 2	MI 7	TR	115940	513084	803184	521106	11747	12,524
3/2014	ME 2	MI 7	TR	115940	513090	927982	521102	11674	2,666
3/2014	ME 2	MI 7	TR	115940	513090	927982	521106	11747	3,441
3/2014	ME 2	MI 7	TR	115942	513066	702777	521102	11674	71
3/2014	ME 2	MI 7	TR	115942	513090	927982	521102	11674	6,313
3/2014	ME 2	MI 7	TR	115942	513090	927982	521106	11747	6,386

ANR Pipeline Company Transportation Services Fuel By Route Analysis

VASCR351

Reporting Year: *January - December 2014*
 Production Period: 03/2014

<u>Production Period</u>	<u>Receipt Segment</u>	<u>Delivery Segment</u>	<u>Service Class</u>	<u>Svc Req Contract</u>	<u>Receipt Location</u>	<u>Receipt Loc Prop</u>	<u>Delivery Location</u>	<u>Delivery Loc Prop</u>	<u>Fuel Quantity</u>
3/2014	ME 2	MI 7	TR	117783	513090	927982	521116	42078	206
3/2014	ME 2	MI 7	TR	117783	513090	927982	521690	40892	1,030
3/2014	ME 2	MI 7	TR	118249	513084	803184	521116	42078	3,472
3/2014	ME 2	MI 7	TR	120144	513083	803183	505038	153808	30
3/2014	ME 2	MI 7	TR	120144	513084	803184	505038	153808	343
3/2014	ME 2	MI 7	TR	120144	513084	803184	521008	11616	69
3/2014	ME 2	MI 7	TR	120144	513084	803184	521074	40470	471
3/2014	ME 2	MI 7	TR	120144	513084	803184	521116	42078	251
3/2014	ME 2	MI 7	TR	120144	513084	803184	521118	11578	497
3/2014	ME 2	MI 7	TR	120144	513084	803184	521122	11751	224
3/2014	ME 2	MI 7	TR	120144	513084	803184	521124	11562	880
3/2014	ME 2	MI 7	TR	120144	513084	803184	521138	11680	1,351
3/2014	ME 2	MI 7	TR	120144	513084	803184	521636	22992	104
3/2014	ME 2	MI 7	TR	120144	513084	803184	521670	40468	2,848
3/2014	ME 2	MI 7	TR	120144	513084	803184	521932	138744	495
3/2014	ME 2	MI 7	TR	120144	513084	803184	521942	198847	294
3/2014	ME 2	MI 7	TR	120721	513062	490940	505108	243097	23
3/2014	ME 2	MI 7	TR	120953	513084	803184	505038	153808	2,089
3/2014	ME 2	MI 7	TR	120953	513084	803184	521690	40892	412
3/2014	ME 2	MI 7	TR	122288	513066	702777	521098	108641	27
3/2014	ME 2	MI 7	TR	122293	513084	803184	505020	139252	18
3/2014	ME 2	MI 7	TR	122299	513084	803184	505020	139252	386
3/2014	ME 2	MI 7	TR	122305	513084	803184	505020	139252	23
3/2014	ME 2	MI 7	TR	122315	513084	803184	505020	139252	239
3/2014	ME 2	MI 7	TR	122321	513084	803184	521932	138744	22
3/2014	ME 2	MI 7	TR	122335	513090	927982	505020	139252	61
3/2014	ME 2	MI 7	TR	122335	513090	927982	521622	110850	14
3/2014	ME 2	MI 7	TR	122337	513090	927982	505020	139252	15
3/2014	ME 2	MI 7	TR	122337	513090	927982	521622	110850	10
3/2014	ME 2	MI 7	TR	123313	505233	154017	521932	138744	31
3/2014	ME 2	MI 7	TR	123316	505233	154017	521932	138744	93
3/2014	ME 2	MI 7	TR	123320	513090	927982	521948	4492	56
3/2014	ME 2	MI 7	TR	123321	513090	927982	521932	138744	2

ANR Pipeline Company Transportation Services Fuel By Route Analysis

VASCR351

 Reporting Year: *January - December 2014*
 Production Period: **03/2014**

<u>Production Period</u>	<u>Receipt Segment</u>	<u>Delivery Segment</u>	<u>Service Class</u>	<u>Svc Req Contract</u>	<u>Receipt Location</u>	<u>Receipt Loc Prop</u>	<u>Delivery Location</u>	<u>Delivery Loc Prop</u>	<u>Fuel Quantity</u>
3/2014	ME 2	MI 7	TR	123321	513090	927982	521948	4492	104
3/2014	ME 2	MI 7	TR	123360	505233	154017	521932	138744	62
3/2014	ME 2	MI 7	TR	123459	513084	803184	505038	153808	33
3/2014	ME 2	MI 7	TR	123459	513084	803184	521932	138744	82
3/2014	ME 2	MI 7	TR	123459	513084	803184	521948	4492	61
3/2014	ME 2	MI 7	TR	123460	513084	803184	505038	153808	36
3/2014	ME 2	MI 7	TR	123460	513084	803184	521932	138744	24
3/2014	ME 2	MI 7	TR	123460	513084	803184	521948	4492	94
3/2014	ME 2	MI 7	TR	123467	513084	803184	521932	138744	21
3/2014	ME 2	MI 7	TR	123496	513001	305431	521932	138744	5
3/2014	ME 2	MI 7	TR	123496	513084	803184	521932	138744	31
3/2014	ME 2	MI 7	TR	123538	505233	154017	521932	138744	93
3/2014	ME 2	MI 7	TR	123566	513084	803184	521588	40481	2,542
3/2014	ME 2	MI 7	TR	123715	513084	803184	521008	11616	26,699
3/2014	ME 2	MI 7	TR	123715	513084	803184	521116	42078	4,337
3/2014	ME 2	MI 7	TR	123715	513084	803184	521636	22992	740
3/2014	ME 2	MI 7	TR	123715	513084	803184	521690	40892	1,068
3/2014	ME 2	MI 7	TR	123715	513084	803184	521932	138744	5,299
3/2014	ME 2	MI 7	TR	123731	513084	803184	521008	11616	9,448
3/2014	ME 2	MI 7	TR	123731	513084	803184	521116	42078	412
3/2014	ME 2	MI 7	TR	123731	513084	803184	521932	138744	6,105
3/2014	ME 2	MI 7	TR	123739	513066	702777	505038	153808	772
3/2014	ME 2	MI 7	TR	123739	513066	702777	521008	11616	206
3/2014	ME 2	MI 7	TR	123739	513066	702777	521030	282436	1,136
3/2014	ME 2	MI 7	TR	123739	513066	702777	521074	40470	2
3/2014	ME 2	MI 7	TR	123739	513066	702777	521116	42078	11,575
3/2014	ME 2	MI 7	TR	123739	513066	702777	521118	11578	244
3/2014	ME 2	MI 7	TR	123739	513066	702777	521122	11751	132
3/2014	ME 2	MI 7	TR	123739	513066	702777	521124	11562	110
3/2014	ME 2	MI 7	TR	123739	513066	702777	521138	11680	138
3/2014	ME 2	MI 7	TR	123739	513066	702777	521142	40477	7
3/2014	ME 2	MI 7	TR	123739	513066	702777	521144	11580	5
3/2014	ME 2	MI 7	TR	123739	513066	702777	521146	11785	9

**ANR Pipeline Company
 Transportation Services
 Fuel By Route Analysis**

VASCR351

Reporting Year: *January - December 2014*
 Production Period: **03/2014**

<u>Production Period</u>	<u>Receipt Segment</u>	<u>Delivery Segment</u>	<u>Service Class</u>	<u>Svc Req Contract</u>	<u>Receipt Location</u>	<u>Receipt Loc Prop</u>	<u>Delivery Location</u>	<u>Delivery Loc Prop</u>	<u>Fuel Quantity</u>
3/2014	ME 2	MI 7	TR	123739	513066	702777	521162	11748	21
3/2014	ME 2	MI 7	TR	123739	513066	702777	521670	40468	148
3/2014	ME 2	MI 7	TR	123739	513066	702777	521948	4492	248
3/2014	ME 2	MI 7	TR	123739	513066	702777	521962	139401	103
3/2014	ME 2	MI 7	TR	123739	513066	702777	521985	278172	41
3/2014	ME 2	MI 7	TR	123739	513090	927982	505038	153808	484
3/2014	ME 2	MI 7	TR	123739	513090	927982	505108	243097	21
3/2014	ME 2	MI 7	TR	123739	513090	927982	521008	11616	150
3/2014	ME 2	MI 7	TR	123739	513090	927982	521030	282436	2,206
3/2014	ME 2	MI 7	TR	123739	513090	927982	521074	40470	181
3/2014	ME 2	MI 7	TR	123739	513090	927982	521098	108641	429
3/2014	ME 2	MI 7	TR	123739	513090	927982	521116	42078	5,142
3/2014	ME 2	MI 7	TR	123739	513090	927982	521118	11578	13
3/2014	ME 2	MI 7	TR	123739	513090	927982	521122	11751	42
3/2014	ME 2	MI 7	TR	123739	513090	927982	521124	11562	42
3/2014	ME 2	MI 7	TR	123739	513090	927982	521138	11680	42
3/2014	ME 2	MI 7	TR	123739	513090	927982	521142	40477	113
3/2014	ME 2	MI 7	TR	123739	513090	927982	521144	11580	32
3/2014	ME 2	MI 7	TR	123739	513090	927982	521156	11572	58
3/2014	ME 2	MI 7	TR	123739	513090	927982	521622	110850	144
3/2014	ME 2	MI 7	TR	123739	513090	927982	521636	22992	325
3/2014	ME 2	MI 7	TR	123739	513090	927982	521670	40468	32
3/2014	ME 2	MI 7	TR	123759	513066	702777	521074	40470	993
3/2014	ME 2	MI 7	TR	123759	513066	702777	521116	42078	622
3/2014	ME 2	MI 7	TR	123759	513066	702777	521118	11578	72
3/2014	ME 2	MI 7	TR	123759	513066	702777	521142	40477	937
3/2014	ME 2	MI 7	TR	123759	513066	702777	521144	11580	843
3/2014	ME 2	MI 7	TR	123759	513066	702777	521162	11748	1,526
3/2014	ME 2	MI 7	TR	123759	513066	702777	521932	138744	1,067
3/2014	ME 2	MI 7	TR	123759	513066	702777	523052	467243	798
3/2014	ME 2	MI 7	TR	123759	513084	803184	505038	153808	2
3/2014	ME 2	MI 7	TR	123759	513084	803184	521008	11616	504
3/2014	ME 2	MI 7	TR	123759	513084	803184	521074	40470	461

ANR Pipeline Company Transportation Services Fuel By Route Analysis

VASCR351

Reporting Year: *January - December 2014*
Production Period: **03/2014**

<u>Production Period</u>	<u>Receipt Segment</u>	<u>Delivery Segment</u>	<u>Service Class</u>	<u>Svc Req Contract</u>	<u>Receipt Location</u>	<u>Receipt Loc Prop</u>	<u>Delivery Location</u>	<u>Delivery Loc Prop</u>	<u>Fuel Quantity</u>
3/2014	ME 2	MI 7	TR	123759	513084	803184	521116	42078	22
3/2014	ME 2	MI 7	TR	123759	513084	803184	521118	11578	254
3/2014	ME 2	MI 7	TR	123759	513084	803184	521122	11751	12
3/2014	ME 2	MI 7	TR	123759	513084	803184	521124	11562	23
3/2014	ME 2	MI 7	TR	123759	513084	803184	521138	11680	129
3/2014	ME 2	MI 7	TR	123759	513084	803184	521142	40477	237
3/2014	ME 2	MI 7	TR	123759	513084	803184	521144	11580	374
3/2014	ME 2	MI 7	TR	123759	513084	803184	521146	11785	407
3/2014	ME 2	MI 7	TR	123759	513084	803184	521152	11589	36
3/2014	ME 2	MI 7	TR	123759	513084	803184	521156	11572	305
3/2014	ME 2	MI 7	TR	123759	513084	803184	521162	11748	404
3/2014	ME 2	MI 7	TR	123759	513084	803184	521636	22992	107
3/2014	ME 2	MI 7	TR	123759	513084	803184	521670	40468	224
3/2014	ME 2	MI 7	TR	123759	513084	803184	521932	138744	3,549
3/2014	ME 2	MI 7	TR	123759	513084	803184	521962	139401	897
3/2014	ME 2	MI 7	TR	123759	513084	803184	523052	467243	525
3/2014	ME 2	MI 7	TR	123761	513084	803184	505108	243097	1,196
3/2014	ME 2	MI 7	TR	123761	513084	803184	521008	11616	2,999
3/2014	ME 2	MI 7	TR	123761	513084	803184	521116	42078	8,331
3/2014	ME 2	MI 7	TR	123761	513084	803184	521690	40892	206
3/2014	ME 2	MI 7	TR	123761	513090	927982	505108	243097	40
3/2014	ME 2	MI 7	TR	123763	513054	467676	521116	42078	372
3/2014	ME 2	MI 7	TR	123763	513084	803184	505108	243097	1,243
3/2014	ME 2	MI 7	TR	123763	513084	803184	521116	42078	17,542
3/2014	ME 2	MI 7	TR	123764	513084	803184	521942	198847	4,464
3/2014	ME 2	MI 7	TR	123766	513083	803183	521116	42078	6,386
3/2014	ME 2	MI 7	TR	123767	513084	803184	521116	42078	12,772
3/2014	ME 2	MI 7	TR	123770	513084	803184	521116	42078	19,778
3/2014	ME 2	MI 7	TR	123770	513090	927982	521116	42078	12,183
3/2014	ME 2	MI 7	TR	124024	513001	305431	521636	22992	1,460
3/2014	ME 2	MI 7	TR	124024	513084	803184	521636	22992	7,592
3/2014	ME 2	MI 7	TR	124047	513084	803184	521932	138744	207
3/2014	ME 2	MI 7	TR	124048	513001	305431	521116	42078	300

**ANR Pipeline Company
 Transportation Services
 Fuel By Route Analysis**

VASCR351

Reporting Year: *January - December 2014*
 Production Period: 03/2014

<u>Production Period</u>	<u>Receipt Segment</u>	<u>Delivery Segment</u>	<u>Service Class</u>	<u>Svc Req Contract</u>	<u>Receipt Location</u>	<u>Receipt Loc Prop</u>	<u>Delivery Location</u>	<u>Delivery Loc Prop</u>	<u>Fuel Quantity</u>
3/2014	ME 2	MI 7	TR	124048	513001	305431	521622	110850	1,345
3/2014	ME 2	MI 7	TR	124048	513084	803184	521074	40470	244
3/2014	ME 2	MI 7	TR	124048	513084	803184	521116	42078	4,828
3/2014	ME 2	MI 7	TR	124048	513084	803184	521118	11578	496
3/2014	ME 2	MI 7	TR	124048	513084	803184	521122	11751	84
3/2014	ME 2	MI 7	TR	124048	513084	803184	521124	11562	84
3/2014	ME 2	MI 7	TR	124048	513084	803184	521138	11680	84
3/2014	ME 2	MI 7	TR	124048	513084	803184	521142	40477	136
3/2014	ME 2	MI 7	TR	124048	513084	803184	521144	11580	15
3/2014	ME 2	MI 7	TR	124048	513084	803184	521146	11785	12
3/2014	ME 2	MI 7	TR	124048	513084	803184	521156	11572	79
3/2014	ME 2	MI 7	TR	124048	513084	803184	521622	110850	2,167
3/2014	ME 2	MI 7	TR	124048	513084	803184	521636	22992	1,236
3/2014	ME 2	MI 7	TR	124048	513084	803184	521670	40468	492
3/2014	ME 2	MI 7	TR	124048	513084	803184	521962	139401	242
3/2014	ME 2	MI 7	TR	124048	513084	803184	523052	467243	4
3/2014	ME 2	MI 7	TR	124070	513084	803184	505017	139249	10,817
3/2014	ME 2	MI 7	TR	124070	513084	803184	521008	11616	73
3/2014	ME 2	MI 7	TR	124070	513084	803184	521116	42078	1,524
3/2014	ME 2	MI 7	TR	124070	513084	803184	521122	11751	174
3/2014	ME 2	MI 7	TR	124070	513084	803184	521124	11562	162
3/2014	ME 2	MI 7	TR	124070	513084	803184	521138	11680	6
3/2014	ME 2	MI 7	TR	124070	513084	803184	521144	11580	3
3/2014	ME 2	MI 7	TR	124070	513084	803184	521146	11785	1
3/2014	ME 2	MI 7	TR	124070	513084	803184	521152	11589	6
3/2014	ME 2	MI 7	TR	124070	513084	803184	521670	40468	5
3/2014	ME 2	MI 7	TR	124070	513084	803184	521690	40892	801
3/2014	ME 2	MI 7	TR	124070	513084	803184	521932	138744	5
3/2014	ME 2	MI 7	TR	124070	513084	803184	521948	4492	372
3/2014	ME 2	MI 7	TR	124070	513084	803184	521962	139401	681
3/2014	ME 2	MI 7	TR	124082	513001	305431	521116	42078	824
3/2014	ME 2	MI 7	TR	124082	513084	803184	521074	40470	50
3/2014	ME 2	MI 7	TR	124082	513084	803184	521116	42078	6,447

ANR Pipeline Company Transportation Services Fuel By Route Analysis

VASCR351

Reporting Year: *January - December 2014*
 Production Period: **03/2014**

<u>Production Period</u>	<u>Receipt Segment</u>	<u>Delivery Segment</u>	<u>Service Class</u>	<u>Svc Req Contract</u>	<u>Receipt Location</u>	<u>Receipt Loc Prop</u>	<u>Delivery Location</u>	<u>Delivery Loc Prop</u>	<u>Fuel Quantity</u>
3/2014	ME 2	MI 7	TR	124082	513084	803184	521118	11578	21
3/2014	ME 2	MI 7	TR	124082	513084	803184	521142	40477	68
3/2014	ME 2	MI 7	TR	124082	513084	803184	521144	11580	3
3/2014	ME 2	MI 7	TR	124082	513084	803184	521146	11785	2
3/2014	ME 2	MI 7	TR	124082	513084	803184	521156	11572	47
3/2014	ME 2	MI 7	TR	124082	513084	803184	521622	110850	2,211
3/2014	ME 2	MI 7	TR	124082	513084	803184	521636	22992	1,594
3/2014	ME 2	MI 7	TR	124082	513084	803184	521670	40468	21
3/2014	ME 2	MI 7	TR	124082	513084	803184	521690	40892	21
3/2014	ME 2	MI 7	TR	124082	513084	803184	521962	139401	26
Segment									359,515
3/2014	ME 2	MW 6	TR	116494	513090	927982	505005	139233	912
3/2014	ME 2	MW 6	TR	116494	513090	927982	521658	3605	41
3/2014	ME 2	MW 6	TR	118249	513084	803184	505013	139241	31
Segment									984
3/2014	ME 2	SW 3	TR	120721	513062	490940	505039	153905	53
Segment									53
3/2014	ME 2	WI 7	TR	820	513084	803184	505025	139257	6,983
3/2014	ME 2	WI 7	TR	113237	513090	927982	521814	36934	310
3/2014	ME 2	WI 7	TR	120144	513083	803183	521172	28846	30
3/2014	ME 2	WI 7	TR	120144	513084	803184	521172	28846	280
3/2014	ME 2	WI 7	TR	120144	513084	803184	521288	28670	200
3/2014	ME 2	WI 7	TR	123739	513090	927982	521172	28846	316
3/2014	ME 2	WI 7	TR	123759	513066	702777	521012	40226	14
3/2014	ME 2	WI 7	TR	123759	513066	702777	521034	183670	205
3/2014	ME 2	WI 7	TR	123759	513066	702777	521172	28846	3,148
3/2014	ME 2	WI 7	TR	123759	513066	702777	521174	28778	554
3/2014	ME 2	WI 7	TR	123759	513066	702777	521196	28771	648
3/2014	ME 2	WI 7	TR	123759	513066	702777	521204	28672	352
3/2014	ME 2	WI 7	TR	123759	513066	702777	521230	28819	26
3/2014	ME 2	WI 7	TR	123759	513066	702777	521246	28844	1,058
3/2014	ME 2	WI 7	TR	123759	513066	702777	521248	28811	165

ANR Pipeline Company Transportation Services Fuel By Route Analysis

VASCR351

Reporting Year: *January - December 2014*
 Production Period: **03/2014**

<u>Production Period</u>	<u>Receipt Segment</u>	<u>Delivery Segment</u>	<u>Service Class</u>	<u>Svc Req Contract</u>	<u>Receipt Location</u>	<u>Receipt Loc Prop</u>	<u>Delivery Location</u>	<u>Delivery Loc Prop</u>	<u>Fuel Quantity</u>
3/2014	ME 2	WI 7	TR	123759	513066	702777	521262	36868	1,022
3/2014	ME 2	WI 7	TR	123759	513066	702777	521266	28702	685
3/2014	ME 2	WI 7	TR	123759	513066	702777	521286	28853	172
3/2014	ME 2	WI 7	TR	123759	513066	702777	521314	28661	997
3/2014	ME 2	WI 7	TR	123759	513066	702777	521316	28831	202
3/2014	ME 2	WI 7	TR	123759	513066	702777	521318	28829	87
3/2014	ME 2	WI 7	TR	123759	513066	702777	521320	28740	10
3/2014	ME 2	WI 7	TR	123759	513066	702777	521322	28868	700
3/2014	ME 2	WI 7	TR	123759	513066	702777	521324	28794	708
3/2014	ME 2	WI 7	TR	123759	513066	702777	521338	28700	167
3/2014	ME 2	WI 7	TR	123759	513066	702777	521344	28734	392
3/2014	ME 2	WI 7	TR	123759	513066	702777	521362	28733	145
3/2014	ME 2	WI 7	TR	123759	513066	702777	521374	28662	219
3/2014	ME 2	WI 7	TR	123759	513066	702777	521676	100052	66
3/2014	ME 2	WI 7	TR	123759	513066	702777	521784	28720	146
3/2014	ME 2	WI 7	TR	123759	513066	702777	521814	36934	451
3/2014	ME 2	WI 7	TR	123759	513066	702777	523034	384136	791
3/2014	ME 2	WI 7	TR	123759	513084	803184	521610	261574	312
	Segment								21,561
3/2014	ME 3	ME 3	TR	110505	513085	742252	520005	15672	217
3/2014	ME 3	ME 3	TR	110505	513085	742252	520018	22986	33
3/2014	MF 3	MF 3	TR	110505	513085	742252	520027	295956	1,100
3/2014	ME 3	ME 3	TR	110506	513085	742252	520005	15672	406
3/2014	ME 3	ME 3	TR	110506	513085	742252	520018	22986	21
3/2014	ME 3	ME 3	TR	110506	513085	742252	520027	295956	713
3/2014	ME 3	ME 3	TR	110507	513085	742252	520005	15672	1,985
3/2014	ME 3	ME 3	TR	110507	513085	742252	520027	295956	436
3/2014	ME 3	ME 3	TR	110507	513085	742252	521552	16265	244
3/2014	ME 3	ME 3	TR	110884	513085	742252	521620	16118	2,919
3/2014	ME 3	ME 3	TR	110885	510038	48639	505564	1389346	358
3/2014	ME 3	ME 3	TR	110885	510038	48639	520018	22986	289
3/2014	ME 3	ME 3	TR	110885	510038	48639	520027	295956	17
3/2014	ME 3	ME 3	TR	110885	510038	48639	521010	40186	7

ANR Pipeline Company Transportation Services Fuel By Route Analysis

VASCR351

Reporting Year: *January - December 2014*
 Production Period: 03/2014

<u>Production Period</u>	<u>Receipt Segment</u>	<u>Delivery Segment</u>	<u>Service Class</u>	<u>Svc Req Contract</u>	<u>Receipt Location</u>	<u>Receipt Loc Prop</u>	<u>Delivery Location</u>	<u>Delivery Loc Prop</u>	<u>Fuel Quantity</u>
3/2014	ME 3	ME 3	TR	110885	510038	48639	521528	4351	304
3/2014	ME 3	ME 3	TR	110885	510038	48639	521530	4274	34
3/2014	ME 3	ME 3	TR	110885	510038	48639	521552	16265	3
3/2014	ME 3	ME 3	TR	110885	510038	48639	521572	40455	509
3/2014	ME 3	ME 3	TR	110885	510038	48639	521576	40189	17
3/2014	ME 3	ME 3	TR	110885	510038	48639	521620	16118	834
3/2014	ME 3	ME 3	TR	110885	510038	48639	521626	40184	595
3/2014	ME 3	ME 3	TR	110885	513085	742252	520018	22986	221
3/2014	ME 3	ME 3	TR	110885	513085	742252	520027	295956	55
3/2014	ME 3	ME 3	TR	110885	513085	742252	521010	40186	1
3/2014	ME 3	ME 3	TR	110885	513085	742252	521528	4351	223
3/2014	ME 3	ME 3	TR	110885	513085	742252	521530	4274	26
3/2014	ME 3	ME 3	TR	110885	513085	742252	521534	138745	84
3/2014	ME 3	ME 3	TR	110885	513085	742252	521572	40455	415
3/2014	ME 3	ME 3	TR	110885	513085	742252	521576	40189	13
3/2014	ME 3	ME 3	TR	110885	513085	742252	521620	16118	579
3/2014	ME 3	ME 3	TR	110885	513085	742252	521626	40184	348
3/2014	ME 3	ME 3	TR	115126	505227	153721	505564	1389346	11
3/2014	ME 3	ME 3	TR	118863	505227	153721	521986	277052	336
3/2014	ME 3	ME 3	TR	118863	513085	742252	521986	277052	41
3/2014	ME 3	ME 3	TR	119817	513085	742252	521620	16118	30
3/2014	ME 3	ME 3	TR	120104	510038	48639	521010	40186	9
3/2014	ME 3	ME 3	TR	120815	505227	153721	523006	314730	47
3/2014	ME 3	ME 3	TR	122284	513085	742252	520027	295956	56
3/2014	ME 3	ME 3	TR	122284	513085	742252	521092	4475	61
3/2014	ME 3	ME 3	TR	122284	513085	742252	521552	16265	290
3/2014	ME 3	ME 3	TR	122286	513085	742252	520027	295956	30
3/2014	ME 3	ME 3	TR	122286	513085	742252	521092	4475	59
3/2014	ME 3	ME 3	TR	123058	505227	153721	523038	398767	31
3/2014	ME 3	ME 3	TR	123288	513085	742252	521620	16118	2,913
3/2014	ME 3	ME 3	TR	123291	513085	742252	521620	16118	1,314
3/2014	ME 3	ME 3	TR	123294	513085	742252	521620	16118	420
3/2014	ME 3	ME 3	TR	123400	513085	742252	520027	295956	124

**ANR Pipeline Company
 Transportation Services
 Fuel By Route Analysis**
VASCR351

 Reporting Year: *January - December 2014*
 Production Period: **03/2014**

<u>Production Period</u>	<u>Receipt Segment</u>	<u>Delivery Segment</u>	<u>Service Class</u>	<u>Svc Req Contract</u>	<u>Receipt Location</u>	<u>Receipt Loc Prop</u>	<u>Delivery Location</u>	<u>Delivery Loc Prop</u>	<u>Fuel Quantity</u>
3/2014	ME 3	ME 3	TR	123840	513085	742252	520005	15672	304
3/2014	ME 3	ME 3	TR	123840	513085	742252	521572	40455	24
3/2014	ME 3	ME 3	TR	123840	513085	742252	521620	16118	211
3/2014	ME 3	ME 3	TR	123840	513085	742252	521626	40184	1,334
3/2014	ME 3	ME 3	TR	123998	513085	742252	521620	16118	26
3/2014	ME 3	ME 3	TR	124010	513085	742252	523006	314730	41
3/2014	ME 3	ME 3	TR	124064	510038	48639	520027	295956	137
3/2014	ME 3	ME 3	TR	124064	510038	48639	521092	4475	8
3/2014	ME 3	ME 3	TR	124073	513085	742252	521620	16118	336
3/2014	ME 3	ME 3	TR	124093	513125	1387755	520005	15672	1,055
3/2014	ME 3	ME 3	TR	124094	513125	1387755	520005	15672	198
	Segment								22,452
3/2014	ME 3	MI 7	TR	1700	505008	139236	505038	153808	35
3/2014	ME 3	MI 7	TR	15400	505032	139374	505038	153808	37
3/2014	ME 3	MI 7	TR	15400	521534	138745	505038	153808	11
3/2014	ME 3	MI 7	TR	110884	513085	742252	521008	11616	1,117
3/2014	ME 3	MI 7	TR	110884	513085	742252	521116	42078	2,421
3/2014	ME 3	MI 7	TR	110885	505227	153721	521118	11578	15
3/2014	ME 3	MI 7	TR	110885	510008	38224	521118	11578	102
3/2014	ME 3	MI 7	TR	110885	510008	38224	521124	11562	12
3/2014	ME 3	MI 7	TR	110885	510008	38224	521138	11680	33
3/2014	ME 3	MI 7	TR	110885	510008	38224	521142	40477	36
3/2014	ME 3	MI 7	TR	110885	510008	38224	521144	11580	30
3/2014	ME 3	MI 7	TR	110885	510008	38224	521146	11785	48
3/2014	ME 3	MI 7	TR	110885	510008	38224	521670	40468	57
3/2014	ME 3	MI 7	TR	110885	510038	48639	505038	153808	101
3/2014	ME 3	MI 7	TR	110885	510038	48639	521098	108641	4,386
3/2014	ME 3	MI 7	TR	110885	510038	48639	521116	42078	1,389
3/2014	ME 3	MI 7	TR	110885	510038	48639	521122	11751	8
3/2014	ME 3	MI 7	TR	110885	510038	48639	521124	11562	16
3/2014	ME 3	MI 7	TR	110885	510038	48639	521138	11680	33
3/2014	ME 3	MI 7	TR	110885	510038	48639	521142	40477	22
3/2014	ME 3	MI 7	TR	110885	510038	48639	521144	11580	20

**ANR Pipeline Company
 Transportation Services
 Fuel By Route Analysis**
VASCR351

 Reporting Year: *January - December 2014*
 Production Period: **03/2014**

<u>Production Period</u>	<u>Receipt Segment</u>	<u>Delivery Segment</u>	<u>Service Class</u>	<u>Svc Req Contract</u>	<u>Receipt Location</u>	<u>Receipt Loc Prop</u>	<u>Delivery Location</u>	<u>Delivery Loc Prop</u>	<u>Fuel Quantity</u>
3/2014	ME 3	MI 7	TR	110885	510038	48639	521146	11785	38
3/2014	ME 3	MI 7	TR	110885	510038	48639	521622	110850	158
3/2014	ME 3	MI 7	TR	110885	510038	48639	521932	138744	56
3/2014	ME 3	MI 7	TR	110885	510038	48639	521962	139401	221
3/2014	ME 3	MI 7	TR	110885	513085	742252	505038	153808	21
3/2014	ME 3	MI 7	TR	110885	513085	742252	521098	108641	2,024
3/2014	ME 3	MI 7	TR	110885	513085	742252	521116	42078	877
3/2014	ME 3	MI 7	TR	110885	513085	742252	521122	11751	45
3/2014	ME 3	MI 7	TR	110885	513085	742252	521124	11562	45
3/2014	ME 3	MI 7	TR	110885	513085	742252	521138	11680	60
3/2014	ME 3	MI 7	TR	110885	513085	742252	521142	40477	42
3/2014	ME 3	MI 7	TR	110885	513085	742252	521144	11580	45
3/2014	ME 3	MI 7	TR	110885	513085	742252	521146	11785	75
3/2014	ME 3	MI 7	TR	110885	513085	742252	521622	110850	191
3/2014	ME 3	MI 7	TR	110885	513085	742252	521962	139401	135
3/2014	ME 3	MI 7	TR	110889	510038	48639	521074	40470	14
3/2014	ME 3	MI 7	TR	110889	510038	48639	521116	42078	135
3/2014	ME 3	MI 7	TR	110889	510038	48639	521138	11680	2
3/2014	ME 3	MI 7	TR	110889	510038	48639	521636	22992	8
3/2014	ME 3	MI 7	TR	110889	510038	48639	521670	40468	6
3/2014	ME 3	MI 7	TR	110889	513085	742252	521074	40470	109
3/2014	ME 3	MI 7	TR	110889	513085	742252	521116	42078	1,271
3/2014	ME 3	MI 7	TR	110889	513085	742252	521138	11680	60
3/2014	ME 3	MI 7	TR	110889	513085	742252	521636	22992	81
3/2014	ME 3	MI 7	TR	110889	513085	742252	521670	40468	34
3/2014	ME 3	MI 7	TR	111288	505007	139235	505038	153808	14
3/2014	ME 3	MI 7	TR	111928	513085	742252	521116	42078	394
3/2014	ME 3	MI 7	TR	111928	513085	742252	521622	110850	56
3/2014	ME 3	MI 7	TR	111928	513085	742252	521690	40892	316
3/2014	ME 3	MI 7	TR	113399	510038	48639	505108	243097	63
3/2014	ME 3	MI 7	TR	113399	510038	48639	521992	40419	309
3/2014	ME 3	MI 7	TR	113536	513085	742252	521622	110850	118
3/2014	ME 3	MI 7	TR	113877	510038	48639	521118	11578	110

ANR Pipeline Company Transportation Services Fuel By Route Analysis

VASCR351

Reporting Year: *January - December 2014*
 Production Period: **03/2014**

<u>Production Period</u>	<u>Receipt Segment</u>	<u>Delivery Segment</u>	<u>Service Class</u>	<u>Svc Req Contract</u>	<u>Receipt Location</u>	<u>Receipt Loc Prop</u>	<u>Delivery Location</u>	<u>Delivery Loc Prop</u>	<u>Fuel Quantity</u>
3/2014	ME 3	MI 7	TR	113877	510038	48639	521962	139401	30
3/2014	ME 3	MI 7	TR	113877	513085	742252	521962	139401	167
3/2014	ME 3	MI 7	TR	113878	510038	48639	521116	42078	8
3/2014	ME 3	MI 7	TR	113878	510038	48639	521118	11578	149
3/2014	ME 3	MI 7	TR	113878	510038	48639	521156	11572	9
3/2014	ME 3	MI 7	TR	113878	513085	742252	521116	42078	2
3/2014	ME 3	MI 7	TR	113878	513085	742252	521118	11578	98
3/2014	ME 3	MI 7	TR	113878	513085	742252	521142	40477	26
3/2014	ME 3	MI 7	TR	113878	513085	742252	521156	11572	14
3/2014	ME 3	MI 7	TR	113880	510038	48639	521118	11578	82
3/2014	ME 3	MI 7	TR	113880	510038	48639	521142	40477	1
3/2014	ME 3	MI 7	TR	113880	510038	48639	521670	40468	67
3/2014	ME 3	MI 7	TR	113880	513085	742252	521118	11578	56
3/2014	ME 3	MI 7	TR	113880	513085	742252	521142	40477	14
3/2014	ME 3	MI 7	TR	113880	513085	742252	521670	40468	56
3/2014	ME 3	MI 7	TR	113884	510038	48639	521074	40470	266
3/2014	ME 3	MI 7	TR	113884	510038	48639	521962	139401	33
3/2014	ME 3	MI 7	TR	113884	513085	742252	521074	40470	224
3/2014	ME 3	MI 7	TR	113884	513085	742252	521962	139401	28
3/2014	ME 3	MI 7	TR	113886	510038	48639	521156	11572	28
3/2014	ME 3	MI 7	TR	113886	510038	48639	521670	40468	55
3/2014	ME 3	MI 7	TR	113886	513085	742252	521156	11572	70
3/2014	ME 3	MI 7	TR	113904	510038	48639	521116	42078	23
3/2014	ME 3	MI 7	TR	113904	510038	48639	521156	11572	6
3/2014	ME 3	MI 7	TR	113904	510038	48639	521670	40468	55
3/2014	ME 3	MI 7	TR	113904	513085	742252	521116	42078	4
3/2014	ME 3	MI 7	TR	113904	513085	742252	521142	40477	12
3/2014	ME 3	MI 7	TR	113904	513085	742252	521156	11572	14
3/2014	ME 3	MI 7	TR	113904	513085	742252	521636	22992	40
3/2014	ME 3	MI 7	TR	113915	510038	48639	521116	42078	23
3/2014	ME 3	MI 7	TR	113915	510038	48639	521670	40468	128
3/2014	ME 3	MI 7	TR	113915	513085	742252	521116	42078	4
3/2014	ME 3	MI 7	TR	113915	513085	742252	521142	40477	52

ANR Pipeline Company Transportation Services Fuel By Route Analysis

VASCR351

Reporting Year: *January - December 2014*
 Production Period: **03/2014**

<u>Production Period</u>	<u>Receipt Segment</u>	<u>Delivery Segment</u>	<u>Service Class</u>	<u>Svc Req Contract</u>	<u>Receipt Location</u>	<u>Receipt Loc Prop</u>	<u>Delivery Location</u>	<u>Delivery Loc Prop</u>	<u>Fuel Quantity</u>
3/2014	ME 3	MI 7	TR	113915	513085	742252	521670	40468	70
3/2014	ME 3	MI 7	TR	113919	510038	48639	521670	40468	17
3/2014	ME 3	MI 7	TR	113919	510038	48639	521962	139401	117
3/2014	ME 3	MI 7	TR	113919	513085	742252	521670	40468	14
3/2014	ME 3	MI 7	TR	113919	513085	742252	521962	139401	98
3/2014	ME 3	MI 7	TR	113922	510038	48639	521116	42078	48
3/2014	ME 3	MI 7	TR	113922	510038	48639	521142	40477	161
3/2014	ME 3	MI 7	TR	113922	510038	48639	521144	11580	104
3/2014	ME 3	MI 7	TR	113922	510038	48639	521146	11785	35
3/2014	ME 3	MI 7	TR	113922	510038	48639	521156	11572	63
3/2014	ME 3	MI 7	TR	113922	510038	48639	521636	22992	8
3/2014	ME 3	MI 7	TR	113922	510038	48639	521962	139401	139
3/2014	ME 3	MI 7	TR	113922	513085	742252	521142	40477	32
3/2014	ME 3	MI 7	TR	113922	513085	742252	521144	11580	68
3/2014	ME 3	MI 7	TR	113922	513085	742252	521146	11785	20
3/2014	ME 3	MI 7	TR	113922	513085	742252	521156	11572	20
3/2014	ME 3	MI 7	TR	113922	513085	742252	521636	22992	48
3/2014	ME 3	MI 7	TR	113922	513085	742252	521962	139401	110
3/2014	ME 3	MI 7	TR	113930	510038	48639	521116	42078	17
3/2014	ME 3	MI 7	TR	113930	510038	48639	521962	139401	176
3/2014	ME 3	MI 7	TR	113930	513085	742252	521962	139401	100
3/2014	ME 3	MI 7	TR	113933	510038	48639	521116	42078	10
3/2014	ME 3	MI 7	TR	113933	510038	48639	521962	139401	106
3/2014	ME 3	MI 7	TR	113933	513085	742252	521962	139401	60
3/2014	ME 3	MI 7	TR	113936	510038	48639	521116	42078	60
3/2014	ME 3	MI 7	TR	113936	510038	48639	521962	139401	18
3/2014	ME 3	MI 7	TR	113936	513085	742252	521116	42078	30
3/2014	ME 3	MI 7	TR	113936	513085	742252	521962	139401	10
3/2014	ME 3	MI 7	TR	113937	510038	48639	521116	42078	195
3/2014	ME 3	MI 7	TR	113937	513085	742252	521116	42078	100
3/2014	ME 3	MI 7	TR	113944	510038	48639	521116	42078	155
3/2014	ME 3	MI 7	TR	113944	513085	742252	521116	42078	80
3/2014	ME 3	MI 7	TR	113945	510038	48639	521116	42078	195

ANR Pipeline Company Transportation Services Fuel By Route Analysis
--

VASCR351

 Reporting Year: *January - December 2014*
 Production Period: **03/2014**

<u>Production Period</u>	<u>Receipt Segment</u>	<u>Delivery Segment</u>	<u>Service Class</u>	<u>Svc Req Contract</u>	<u>Receipt Location</u>	<u>Receipt Loc Prop</u>	<u>Delivery Location</u>	<u>Delivery Loc Prop</u>	<u>Fuel Quantity</u>
3/2014	ME 3	MI 7	TR	113945	513085	742252	521116	42078	100
3/2014	ME 3	MI 7	TR	113976	510038	48639	521116	42078	117
3/2014	ME 3	MI 7	TR	113976	513085	742252	521116	42078	60
3/2014	ME 3	MI 7	TR	113987	510038	48639	521116	42078	575
3/2014	ME 3	MI 7	TR	113987	513085	742252	521116	42078	455
3/2014	ME 3	MI 7	TR	114015	510038	48639	521116	42078	181
3/2014	ME 3	MI 7	TR	114015	513085	742252	521116	42078	143
3/2014	ME 3	MI 7	TR	118903	513085	742252	521116	42078	17,422
3/2014	ME 3	MI 7	TR	119817	513085	742252	521690	40892	557
3/2014	ME 3	MI 7	TR	120953	510038	48639	505038	153808	782
3/2014	ME 3	MI 7	TR	121075	513085	742252	521008	11616	41
3/2014	ME 3	MI 7	TR	121099	513085	742252	521690	40892	38
3/2014	ME 3	MI 7	TR	122177	510008	38224	521690	40892	64
3/2014	ME 3	MI 7	TR	122977	510008	38224	505038	153808	73
3/2014	ME 3	MI 7	TR	122977	510008	38224	521636	22992	27
3/2014	ME 3	MI 7	TR	122977	513085	742252	505038	153808	170
3/2014	ME 3	MI 7	TR	122977	513085	742252	521116	42078	109
3/2014	ME 3	MI 7	TR	122977	513085	742252	521636	22992	84
3/2014	ME 3	MI 7	TR	123137	505012	139240	505038	153808	366
3/2014	ME 3	MI 7	TR	123302	513085	742252	521116	42078	143
3/2014	ME 3	MI 7	TR	123597	510008	38224	521948	4492	11
3/2014	ME 3	MI 7	TR	123840	513085	742252	505108	243097	48
3/2014	ME 3	MI 7	TR	123840	513085	742252	521008	11616	1
3/2014	ME 3	MI 7	TR	123840	513085	742252	521116	42078	3,570
3/2014	ME 3	MI 7	TR	123840	513085	742252	521122	11751	16
3/2014	ME 3	MI 7	TR	123840	513085	742252	521124	11562	15
3/2014	ME 3	MI 7	TR	123840	513085	742252	521138	11680	18
3/2014	ME 3	MI 7	TR	123840	513085	742252	521670	40468	15
3/2014	ME 3	MI 7	TR	123840	513085	742252	521690	40892	3
3/2014	ME 3	MI 7	TR	123840	513085	742252	521948	4492	123
3/2014	ME 3	MI 7	TR	123840	513085	742252	521962	139401	205
3/2014	ME 3	MI 7	TR	123843	513085	742252	521116	42078	3,472
3/2014	ME 3	MI 7	TR	123979	513085	742252	505108	243097	56

**ANR Pipeline Company
 Transportation Services
 Fuel By Route Analysis**

VASCR351

Reporting Year: *January - December 2014*
 Production Period: **03/2014**

<u>Production Period</u>	<u>Receipt Segment</u>	<u>Delivery Segment</u>	<u>Service Class</u>	<u>Svc Req Contract</u>	<u>Receipt Location</u>	<u>Receipt Loc Prop</u>	<u>Delivery Location</u>	<u>Delivery Loc Prop</u>	<u>Fuel Quantity</u>
3/2014	ME 3	MI 7	TR	123979	513085	742252	521008	11616	2,456
3/2014	ME 3	MI 7	TR	123979	513085	742252	521116	42078	401
3/2014	ME 3	MI 7	TR	123979	513085	742252	521690	40892	2,545
3/2014	ME 3	MI 7	TR	123998	513085	742252	521116	42078	18
3/2014	ME 3	MI 7	TR	123998	513085	742252	521118	11578	3
3/2014	ME 3	MI 7	TR	123998	513085	742252	521622	110850	22
3/2014	ME 3	MI 7	TR	123998	513085	742252	521690	40892	37
3/2014	ME 3	MI 7	TR	124010	513085	742252	505038	153808	3,266
3/2014	ME 3	MI 7	TR	124010	513085	742252	505108	243097	44
3/2014	ME 3	MI 7	TR	124010	513085	742252	521008	11616	501
3/2014	ME 3	MI 7	TR	124010	513085	742252	521016	4196	18
3/2014	ME 3	MI 7	TR	124010	513085	742252	521030	282436	1,143
3/2014	ME 3	MI 7	TR	124010	513085	742252	521116	42078	8,356
3/2014	ME 3	MI 7	TR	124016	510008	38224	521116	42078	1,029
3/2014	ME 3	MI 7	TR	124016	510038	48639	521116	42078	1,730
3/2014	ME 3	MI 7	TR	124019	513085	742252	505108	243097	223
3/2014	ME 3	MI 7	TR	124019	513085	742252	521008	11616	2,888
3/2014	ME 3	MI 7	TR	124019	513085	742252	521116	42078	56
3/2014	ME 3	MI 7	TR	124019	513085	742252	521690	40892	2,253
3/2014	ME 3	MI 7	TR	124073	513085	742252	505038	153808	1
3/2014	ME 3	MI 7	TR	124073	513085	742252	505108	243097	188
3/2014	ME 3	MI 7	TR	124073	513085	742252	521008	11616	12,541
3/2014	ME 3	MI 7	TR	124073	513085	742252	521116	42078	1,284
3/2014	ME 3	MI 7	TR	124073	513085	742252	521690	40892	2,164
3/2014	ME 3	MI 7	TR	124074	513085	742252	521008	11616	1,771
3/2014	ME 3	MI 7	TR	124074	513085	742252	521116	42078	25
3/2014	ME 3	MI 7	TR	124074	513085	742252	521690	40892	862
3/2014	ME 3	MI 7	TR	124079	513085	742252	505108	243097	6
3/2014	ME 3	MI 7	TR	124079	513085	742252	510005	246067	2,083
3/2014	ME 3	MI 7	TR	124079	513085	742252	521116	42078	30,346
3/2014	ME 3	MI 7	TR	124093	513125	1387755	505038	153808	289
3/2014	ME 3	MI 7	TR	124093	513125	1387755	521014	153852	26
3/2014	ME 3	MI 7	TR	124093	513125	1387755	521116	42078	1,110

**ANR Pipeline Company
 Transportation Services
 Fuel By Route Analysis**
VASCR351

 Reporting Year: *January - December 2014*
 Production Period: **03/2014**

<u>Production Period</u>	<u>Receipt Segment</u>	<u>Delivery Segment</u>	<u>Service Class</u>	<u>Svc Req Contract</u>	<u>Receipt Location</u>	<u>Receipt Loc Prop</u>	<u>Delivery Location</u>	<u>Delivery Loc Prop</u>	<u>Fuel Quantity</u>
3/2014	ME 3	MI 7	TR	124093	513125	1387755	521604	150409	674
3/2014	ME 3	MI 7	TR	124093	513125	1387755	521962	139401	761
3/2014	ME 3	MI 7	TR	124094	510008	38224	521962	139401	167
3/2014	ME 3	MI 7	TR	124094	513085	742252	521014	153852	89
3/2014	ME 3	MI 7	TR	124094	513125	1387755	505038	153808	92
3/2014	ME 3	MI 7	TR	124094	513125	1387755	521008	11616	3
3/2014	ME 3	MI 7	TR	124094	513125	1387755	521116	42078	994
3/2014	ME 3	MI 7	TR	124094	513125	1387755	521604	150409	551
3/2014	ME 3	MI 7	TR	124094	513125	1387755	521962	139401	201
3/2014	ME 3	MI 7	TR	124162	513085	742252	521116	42078	3,233
3/2014	ME 3	MI 7	TS	120642	505563	1389347	505038	153808	45
Segment									136,945
3/2014	ME 3	WI 7	TR	123840	513085	742252	521172	28846	285
3/2014	ME 3	WI 7	TR	123840	513085	742252	521248	28811	334
3/2014	ME 3	WI 7	TR	123840	513085	742252	521784	28720	281
3/2014	ME 3	WI 7	TR	124010	513085	742252	521172	28846	699
3/2014	ME 3	WI 7	TR	124010	513085	742252	521250	28841	1,116
Segment									2,715
3/2014	MI 7	ME 3	TR	1700	505038	153808	505008	139236	64
3/2014	MI 7	ME 3	TR	15400	505038	153808	505032	139374	51
3/2014	MI 7	ME 3	TR	15400	505038	153808	521534	138745	84
3/2014	MI 7	ME 3	TR	109718	505038	153808	520005	15672	2,836
3/2014	MI 7	ME 3	TR	109956	511136	277072	521638	153767	201
3/2014	MI 7	ME 3	TR	110885	505038	153808	505564	1389346	1
3/2014	MI 7	ME 3	TR	110885	505038	153808	521528	4351	5
3/2014	MI 7	ME 3	TR	110885	505038	153808	521620	16118	6
3/2014	MI 7	ME 3	TR	110885	505108	243097	521528	4351	1
3/2014	MI 7	ME 3	TR	110885	510005	246067	505564	1389346	14
3/2014	MI 7	ME 3	TR	110885	510005	246067	521620	16118	11
3/2014	MI 7	ME 3	TR	110885	511128	139396	521528	4351	7
3/2014	MI 7	ME 3	TR	110885	511128	139396	521620	16118	10
3/2014	MI 7	ME 3	TR	110885	511136	277072	520018	22986	7

ANR Pipeline Company Transportation Services Fuel By Route Analysis

VASCR351

 Reporting Year: *January - December 2014*
 Production Period: **03/2014**

<u>Production Period</u>	<u>Receipt Segment</u>	<u>Delivery Segment</u>	<u>Service Class</u>	<u>Svc Req Contract</u>	<u>Receipt Location</u>	<u>Receipt Loc Prop</u>	<u>Delivery Location</u>	<u>Delivery Loc Prop</u>	<u>Fuel Quantity</u>
3/2014	MI 7	ME 3	TR	110885	511136	277072	520027	295956	1
3/2014	MI 7	ME 3	TR	110885	511136	277072	521530	4274	1
3/2014	MI 7	ME 3	TR	110885	511136	277072	521572	40455	14
3/2014	MI 7	ME 3	TR	110885	511136	277072	521620	16118	5
3/2014	MI 7	ME 3	TR	110885	511136	277072	521626	40184	50
3/2014	MI 7	ME 3	TR	111116	505038	153808	520015	108796	1
3/2014	MI 7	ME 3	TR	111116	505038	153808	520027	295956	1
3/2014	MI 7	ME 3	TR	111116	505038	153808	521620	16118	28
3/2014	MI 7	ME 3	TR	111116	505038	153808	521626	40184	3
3/2014	MI 7	ME 3	TR	111288	505038	153808	505007	139235	33
3/2014	MI 7	ME 3	TR	111415	505038	153808	521626	40184	40
3/2014	MI 7	ME 3	TR	111481	505038	153808	521010	40186	128
3/2014	MI 7	ME 3	TR	111481	505038	153808	521626	40184	151
3/2014	MI 7	ME 3	TR	111481	511136	277072	521010	40186	6
3/2014	MI 7	ME 3	TR	111481	511136	277072	521626	40184	68
3/2014	MI 7	ME 3	TR	111928	511158	48644	521010	40186	3
3/2014	MI 7	ME 3	TR	112835	505038	153808	505238	174721	126
3/2014	MI 7	ME 3	TR	112835	505038	153808	505564	1389346	77
3/2014	MI 7	ME 3	TR	112835	505038	153808	520015	108796	23
3/2014	MI 7	ME 3	TR	112835	505038	153808	520018	22986	11
3/2014	MI 7	ME 3	TR	112835	505038	153808	520027	295956	24
3/2014	MI 7	ME 3	TR	112835	505038	153808	521010	40186	238
3/2014	MI 7	ME 3	TR	112835	505038	153808	521092	4475	32
3/2014	MI 7	ME 3	TR	112835	505038	153808	521528	4351	7
3/2014	MI 7	ME 3	TR	112835	505038	153808	521534	138745	7
3/2014	MI 7	ME 3	TR	112835	505038	153808	521540	4223	22
3/2014	MI 7	ME 3	TR	112835	505038	153808	521552	16265	48
3/2014	MI 7	ME 3	TR	112835	505038	153808	521626	40184	308
3/2014	MI 7	ME 3	TR	112835	511136	277072	505564	1389346	154
3/2014	MI 7	ME 3	TR	112835	511136	277072	520018	22986	13
3/2014	MI 7	ME 3	TR	112835	511136	277072	521010	40186	2
3/2014	MI 7	ME 3	TR	112835	511136	277072	521092	4475	7
3/2014	MI 7	ME 3	TR	112835	511136	277072	521534	138745	3

ANR Pipeline Company Transportation Services Fuel By Route Analysis

VASCR351

Reporting Year: *January - December 2014*
 Production Period: **03/2014**

<u>Production Period</u>	<u>Receipt Segment</u>	<u>Delivery Segment</u>	<u>Service Class</u>	<u>Svc Req Contract</u>	<u>Receipt Location</u>	<u>Receipt Loc Prop</u>	<u>Delivery Location</u>	<u>Delivery Loc Prop</u>	<u>Fuel Quantity</u>
3/2014	MI 7	ME 3	TR	112835	511136	277072	521540	4223	13
3/2014	MI 7	ME 3	TR	112835	511136	277072	521552	16265	22
3/2014	MI 7	ME 3	TR	112835	511136	277072	521626	40184	432
3/2014	MI 7	ME 3	TR	113120	505038	153808	505238	174721	306
3/2014	MI 7	ME 3	TR	113120	505038	153808	505564	1389346	110
3/2014	MI 7	ME 3	TR	113120	505038	153808	520015	108796	39
3/2014	MI 7	ME 3	TR	113120	505038	153808	520018	22986	8
3/2014	MI 7	ME 3	TR	113120	505038	153808	520027	295956	44
3/2014	MI 7	ME 3	TR	113120	505038	153808	521010	40186	442
3/2014	MI 7	ME 3	TR	113120	505038	153808	521534	138745	10
3/2014	MI 7	ME 3	TR	113120	505038	153808	521626	40184	553
3/2014	MI 7	ME 3	TR	113120	510029	2610	521010	40186	55
3/2014	MI 7	ME 3	TR	113120	510029	2610	521626	40184	18
3/2014	MI 7	ME 3	TR	113120	511136	277072	505238	174721	72
3/2014	MI 7	ME 3	TR	113120	511136	277072	520015	108796	6
3/2014	MI 7	ME 3	TR	113120	511136	277072	520027	295956	6
3/2014	MI 7	ME 3	TR	113120	511136	277072	521010	40186	41
3/2014	MI 7	ME 3	TR	113120	511136	277072	521626	40184	224
3/2014	MI 7	ME 3	TR	113181	505038	153808	521552	16265	3
3/2014	MI 7	ME 3	TR	113181	510005	246067	521552	16265	6
3/2014	MI 7	ME 3	TR	113536	510005	246067	521620	16118	5
3/2014	MI 7	ME 3	TR	113679	505038	153808	521620	16118	56
3/2014	MI 7	ME 3	TR	118863	505108	243097	521986	277052	4
3/2014	MI 7	ME 3	TR	119817	510005	246067	520027	295956	3
3/2014	MI 7	ME 3	TR	119817	510005	246067	521552	16265	4
3/2014	MI 7	ME 3	TR	119817	510005	246067	521620	16118	50
3/2014	MI 7	ME 3	TR	119817	511136	277072	521620	16118	30
3/2014	MI 7	ME 3	TR	120977	505038	153808	520005	15672	88
3/2014	MI 7	ME 3	TR	122029	505038	153808	521010	40186	148
3/2014	MI 7	ME 3	TR	122029	505038	153808	521626	40184	207
3/2014	MI 7	ME 3	TR	122029	511136	277072	521010	40186	444
3/2014	MI 7	ME 3	TR	122029	511136	277072	521626	40184	36
3/2014	MI 7	ME 3	TR	122086	505038	153808	521620	16118	13

ANR Pipeline Company Transportation Services Fuel By Route Analysis

VASCR351

Reporting Year: *January - December 2014*
 Production Period: **03/2014**

<u>Production Period</u>	<u>Receipt Segment</u>	<u>Delivery Segment</u>	<u>Service Class</u>	<u>Svc Req Contract</u>	<u>Receipt Location</u>	<u>Receipt Loc Prop</u>	<u>Delivery Location</u>	<u>Delivery Loc Prop</u>	<u>Fuel Quantity</u>
3/2014	MI 7	ME 3	TR	123137	505038	153808	505012	139240	2,208
3/2014	MI 7	ME 3	TR	123137	505038	153808	520005	15672	108
3/2014	MI 7	ME 3	TR	123137	505038	153808	521626	40184	40
3/2014	MI 7	ME 3	TR	123269	510005	246067	521638	153767	49
3/2014	MI 7	ME 3	TR	123288	505038	153808	521620	16118	177
3/2014	MI 7	ME 3	TR	123288	505108	243097	521620	16118	380
3/2014	MI 7	ME 3	TR	123288	510005	246067	521620	16118	485
3/2014	MI 7	ME 3	TR	123288	511136	277072	521620	16118	858
3/2014	MI 7	ME 3	TR	123291	505038	153808	521620	16118	109
3/2014	MI 7	ME 3	TR	123291	505108	243097	521620	16118	194
3/2014	MI 7	ME 3	TR	123291	510005	246067	521620	16118	90
3/2014	MI 7	ME 3	TR	123291	511136	277072	521620	16118	301
3/2014	MI 7	ME 3	TR	123294	505038	153808	521620	16118	45
3/2014	MI 7	ME 3	TR	123294	505108	243097	521620	16118	76
3/2014	MI 7	ME 3	TR	123294	510005	246067	521620	16118	38
3/2014	MI 7	ME 3	TR	123294	511136	277072	521620	16118	133
3/2014	MI 7	ME 3	TR	123336	505038	153808	521626	40184	1
3/2014	MI 7	ME 3	TR	123407	505038	153808	521626	40184	37
3/2014	MI 7	ME 3	TR	123417	505038	153808	521626	40184	7
3/2014	MI 7	ME 3	TR	123418	505038	153808	521626	40184	1
3/2014	MI 7	ME 3	TR	123489	505038	153808	521626	40184	6
3/2014	MI 7	ME 3	TR	123490	505038	153808	521626	40184	1
3/2014	MI 7	ME 3	TR	123544	505038	153808	521626	40184	1
3/2014	MI 7	ME 3	TR	123979	505038	153808	521620	16118	1
3/2014	MI 7	ME 3	TR	123998	511136	277072	520027	295956	18
3/2014	MI 7	ME 3	TR	123998	511136	277072	521552	16265	1
3/2014	MI 7	ME 3	TR	123998	511136	277072	521620	16118	71
3/2014	MI 7	ME 3	TR	123998	513022	338686	520027	295956	6
3/2014	MI 7	ME 3	TR	123998	513022	338686	521620	16118	5
3/2014	MI 7	ME 3	TR	124042	505108	243097	521626	40184	11
3/2014	MI 7	ME 3	TR	124093	505038	153808	520005	15672	21
3/2014	MI 7	ME 3	TR	124094	505038	153808	520005	15672	3
3/2014	MI 7	ME 3	TR	124094	511136	277072	520005	15672	2

ANR Pipeline Company Transportation Services Fuel By Route Analysis

VASCR351

Reporting Year: *January - December 2014*
 Production Period: **03/2014**

<u>Production Period</u>	<u>Receipt Segment</u>	<u>Delivery Segment</u>	<u>Service Class</u>	<u>Svc Req Contract</u>	<u>Receipt Location</u>	<u>Receipt Loc Prop</u>	<u>Delivery Location</u>	<u>Delivery Loc Prop</u>	<u>Fuel Quantity</u>
3/2014	MI 7	ME 3	TR	124094	511162	153853	520005	15672	19
3/2014	MI 7	ME 3	TS	109138	505038	153808	505011	139239	42
3/2014	MI 7	ME 3	TS	109157	505038	153808	505010	139238	1
3/2014	MI 7	ME 3	TS	109190	505038	153808	505009	139237	11
3/2014	MI 7	ME 3	TS	120642	505038	153808	505563	1389347	10
	Segment								13,998
3/2014	MI 7	MI 7	TR	750	505038	153808	521116	42078	32
3/2014	MI 7	MI 7	TR	1800	505038	153808	505108	243097	72
3/2014	MI 7	MI 7	TR	1800	505038	153808	521116	42078	214
3/2014	MI 7	MI 7	TR	1800	505038	153808	521932	138744	6
3/2014	MI 7	MI 7	TR	104405	505038	153808	521008	11616	198
3/2014	MI 7	MI 7	TR	107897	510005	246067	505038	153808	77
3/2014	MI 7	MI 7	TR	107897	511136	277072	505038	153808	11
3/2014	MI 7	MI 7	TR	107898	505038	153808	521008	11616	180
3/2014	MI 7	MI 7	TR	108283	505038	153808	521116	42078	20
3/2014	MI 7	MI 7	TR	108283	505038	153808	521636	22992	18
3/2014	MI 7	MI 7	TR	108283	505038	153808	521690	40892	15
3/2014	MI 7	MI 7	TR	108283	510005	246067	505038	153808	54
3/2014	MI 7	MI 7	TR	108283	510005	246067	521008	11616	6
3/2014	MI 7	MI 7	TR	108283	510005	246067	521690	40892	22
3/2014	MI 7	MI 7	TR	108288	505038	153808	521636	22992	5
3/2014	MI 7	MI 7	TR	108288	510005	246067	505038	153808	5
3/2014	MI 7	MI 7	TR	108288	510005	246067	521008	11616	1
3/2014	MI 7	MI 7	TR	108288	510005	246067	521690	40892	6
3/2014	MI 7	MI 7	TR	109014	505038	153808	505131	295958	454
3/2014	MI 7	MI 7	TR	109014	505038	153808	521016	4196	1,306
3/2014	MI 7	MI 7	TR	109014	505131	295958	505038	153808	1,484
3/2014	MI 7	MI 7	TR	109023	505038	153808	523059	703495	425
3/2014	MI 7	MI 7	TR	109179	510005	246067	505038	153808	1
3/2014	MI 7	MI 7	TR	109182	510005	246067	505038	153808	2
3/2014	MI 7	MI 7	TR	109182	510005	246067	521690	40892	1
3/2014	MI 7	MI 7	TR	109183	505038	153808	521636	22992	7
3/2014	MI 7	MI 7	TR	109183	510005	246067	505038	153808	7

**ANR Pipeline Company
 Transportation Services
 Fuel By Route Analysis**
VASCR351

 Reporting Year: *January - December 2014*
 Production Period: **03/2014**

<u>Production Period</u>	<u>Receipt Segment</u>	<u>Delivery Segment</u>	<u>Service Class</u>	<u>Svc Req Contract</u>	<u>Receipt Location</u>	<u>Receipt Loc Prop</u>	<u>Delivery Location</u>	<u>Delivery Loc Prop</u>	<u>Fuel Quantity</u>
3/2014	MI 7	MI 7	TR	109183	510005	246067	521690	40892	9
3/2014	MI 7	MI 7	TR	109511	511144	48642	521008	11616	512
3/2014	MI 7	MI 7	TR	109595	505038	153808	505019	139251	220
3/2014	MI 7	MI 7	TR	109893	510005	246067	505038	153808	1
3/2014	MI 7	MI 7	TR	109920	505038	153808	521962	139401	8
3/2014	MI 7	MI 7	TR	109920	511136	277072	521604	150409	14
3/2014	MI 7	MI 7	TR	109920	511162	153853	505019	139251	458
3/2014	MI 7	MI 7	TR	109920	511162	153853	521074	40470	2
3/2014	MI 7	MI 7	TR	109920	511162	153853	521116	42078	99
3/2014	MI 7	MI 7	TR	109920	511162	153853	521604	150409	76
3/2014	MI 7	MI 7	TR	109920	511162	153853	521690	40892	1
3/2014	MI 7	MI 7	TR	109956	511136	277072	505038	153808	8
3/2014	MI 7	MI 7	TR	109974	510005	246067	505038	153808	18
3/2014	MI 7	MI 7	TR	109974	511136	277072	505038	153808	72
3/2014	MI 7	MI 7	TR	110019	505038	153808	505018	139250	1,926
3/2014	MI 7	MI 7	TR	110022	505038	153808	521636	22992	141
3/2014	MI 7	MI 7	TR	110407	510005	246067	505038	153808	3
3/2014	MI 7	MI 7	TR	110407	510005	246067	521690	40892	4
3/2014	MI 7	MI 7	TR	110884	505038	153808	521008	11616	32
3/2014	MI 7	MI 7	TR	110884	505038	153808	521690	40892	31
3/2014	MI 7	MI 7	TR	110884	511158	48644	505108	243097	156
3/2014	MI 7	MI 7	TR	110884	511158	48644	521690	40892	34
3/2014	MI 7	MI 7	TR	110885	505038	153808	505108	243097	119
3/2014	MI 7	MI 7	TR	110885	505038	153808	521098	108641	28
3/2014	MI 7	MI 7	TR	110885	505038	153808	521116	42078	12
3/2014	MI 7	MI 7	TR	110885	505038	153808	521122	11751	6
3/2014	MI 7	MI 7	TR	110885	505038	153808	521124	11562	7
3/2014	MI 7	MI 7	TR	110885	505038	153808	521138	11680	7
3/2014	MI 7	MI 7	TR	110885	505038	153808	521142	40477	4
3/2014	MI 7	MI 7	TR	110885	505038	153808	521144	11580	3
3/2014	MI 7	MI 7	TR	110885	505038	153808	521146	11785	5
3/2014	MI 7	MI 7	TR	110885	505038	153808	521622	110850	1
3/2014	MI 7	MI 7	TR	110885	505038	153808	521670	40468	2

ANR Pipeline Company Transportation Services Fuel By Route Analysis

VASCR351

Reporting Year: *January - December 2014*
 Production Period: **03/2014**

<u>Production Period</u>	<u>Receipt Segment</u>	<u>Delivery Segment</u>	<u>Service Class</u>	<u>Svc Req Contract</u>	<u>Receipt Location</u>	<u>Receipt Loc Prop</u>	<u>Delivery Location</u>	<u>Delivery Loc Prop</u>	<u>Fuel Quantity</u>
3/2014	MI 7	MI 7	TR	110885	505038	153808	521690	40892	305
3/2014	MI 7	MI 7	TR	110885	505038	153808	521932	138744	28
3/2014	MI 7	MI 7	TR	110885	505038	153808	521962	139401	75
3/2014	MI 7	MI 7	TR	110885	505108	243097	505038	153808	13
3/2014	MI 7	MI 7	TR	110885	505108	243097	521690	40892	11
3/2014	MI 7	MI 7	TR	110885	505108	243097	521962	139401	7
3/2014	MI 7	MI 7	TR	110885	510005	246067	505038	153808	83
3/2014	MI 7	MI 7	TR	110885	510005	246067	521008	11616	47
3/2014	MI 7	MI 7	TR	110885	510005	246067	521098	108641	22
3/2014	MI 7	MI 7	TR	110885	510005	246067	521116	42078	144
3/2014	MI 7	MI 7	TR	110885	510005	246067	521118	11578	6
3/2014	MI 7	MI 7	TR	110885	510005	246067	521122	11751	44
3/2014	MI 7	MI 7	TR	110885	510005	246067	521124	11562	36
3/2014	MI 7	MI 7	TR	110885	510005	246067	521138	11680	53
3/2014	MI 7	MI 7	TR	110885	510005	246067	521142	40477	39
3/2014	MI 7	MI 7	TR	110885	510005	246067	521144	11580	36
3/2014	MI 7	MI 7	TR	110885	510005	246067	521146	11785	60
3/2014	MI 7	MI 7	TR	110885	510005	246067	521636	22992	2
3/2014	MI 7	MI 7	TR	110885	510005	246067	521670	40468	13
3/2014	MI 7	MI 7	TR	110885	510005	246067	521690	40892	18
3/2014	MI 7	MI 7	TR	110885	510005	246067	521962	139401	14
3/2014	MI 7	MI 7	TR	110885	511128	139396	521098	108641	48
3/2014	MI 7	MI 7	TR	110885	511128	139396	521116	42078	13
3/2014	MI 7	MI 7	TR	110885	511128	139396	521622	110850	1
3/2014	MI 7	MI 7	TR	110885	511136	277072	505038	153808	12
3/2014	MI 7	MI 7	TR	110885	511136	277072	521098	108641	43
3/2014	MI 7	MI 7	TR	110885	511136	277072	521116	42078	102
3/2014	MI 7	MI 7	TR	110885	511136	277072	521124	11562	9
3/2014	MI 7	MI 7	TR	110885	511136	277072	521622	110850	1
3/2014	MI 7	MI 7	TR	110885	511136	277072	521690	40892	8
3/2014	MI 7	MI 7	TR	110885	511144	48642	521122	11751	2
3/2014	MI 7	MI 7	TR	110885	511158	48644	521690	40892	18
3/2014	MI 7	MI 7	TR	110889	505038	153808	521118	11578	21

ANR Pipeline Company Transportation Services Fuel By Route Analysis

VASCR351

Reporting Year: *January - December 2014*
 Production Period: **03/2014**

<u>Production Period</u>	<u>Receipt Segment</u>	<u>Delivery Segment</u>	<u>Service Class</u>	<u>Svc Req Contract</u>	<u>Receipt Location</u>	<u>Receipt Loc Prop</u>	<u>Delivery Location</u>	<u>Delivery Loc Prop</u>	<u>Fuel Quantity</u>
3/2014	MI 7	MI 7	TR	110889	505038	153808	521122	11751	61
3/2014	MI 7	MI 7	TR	110889	505038	153808	521124	11562	3
3/2014	MI 7	MI 7	TR	110889	505038	153808	521142	40477	20
3/2014	MI 7	MI 7	TR	110889	505038	153808	521162	11748	16
3/2014	MI 7	MI 7	TR	110889	505038	153808	521690	40892	182
3/2014	MI 7	MI 7	TR	110889	505038	153808	523052	467243	81
3/2014	MI 7	MI 7	TR	110889	510005	246067	521690	40892	3
3/2014	MI 7	MI 7	TR	110956	505038	153808	521008	11616	950
3/2014	MI 7	MI 7	TR	110956	505038	153808	521098	108641	17
3/2014	MI 7	MI 7	TR	110956	505038	153808	521116	42078	844
3/2014	MI 7	MI 7	TR	110956	505038	153808	521690	40892	6
3/2014	MI 7	MI 7	TR	111061	505038	153808	521636	22992	7
3/2014	MI 7	MI 7	TR	111061	510005	246067	505038	153808	7
3/2014	MI 7	MI 7	TR	111061	510005	246067	521690	40892	9
3/2014	MI 7	MI 7	TR	111113	505038	153808	521158	11581	332
3/2014	MI 7	MI 7	TR	111113	505038	153808	521160	11590	158
3/2014	MI 7	MI 7	TR	111113	505038	153808	521670	40468	197
3/2014	MI 7	MI 7	TR	111113	505038	153808	521962	139401	64
3/2014	MI 7	MI 7	TR	111116	505038	153808	521016	4196	18
3/2014	MI 7	MI 7	TR	111116	505038	153808	521116	42078	205
3/2014	MI 7	MI 7	TR	111119	505038	153808	521116	42078	208
3/2014	MI 7	MI 7	TR	111119	505038	153808	521622	110850	63
3/2014	MI 7	MI 7	TR	111119	505038	153808	521690	40892	23
3/2014	MI 7	MI 7	TR	111287	505035	139385	505038	153808	1,252
3/2014	MI 7	MI 7	TR	111287	505038	153808	505035	139385	548
3/2014	MI 7	MI 7	TR	111310	505038	153808	505028	139366	101
3/2014	MI 7	MI 7	TR	111330	505038	153808	521624	4375	920
3/2014	MI 7	MI 7	TR	111481	505038	153808	521008	11616	548
3/2014	MI 7	MI 7	TR	111481	505038	153808	521080	138675	50
3/2014	MI 7	MI 7	TR	111481	505038	153808	521116	42078	398
3/2014	MI 7	MI 7	TR	111481	505038	153808	521932	138744	6
3/2014	MI 7	MI 7	TR	111481	505108	243097	521008	11616	14
3/2014	MI 7	MI 7	TR	111481	511136	277072	521008	11616	10

**ANR Pipeline Company
 Transportation Services
 Fuel By Route Analysis**
VASCR351

 Reporting Year: *January - December 2014*
 Production Period: **03/2014**

<u>Production Period</u>	<u>Receipt Segment</u>	<u>Delivery Segment</u>	<u>Service Class</u>	<u>Svc Req Contract</u>	<u>Receipt Location</u>	<u>Receipt Loc Prop</u>	<u>Delivery Location</u>	<u>Delivery Loc Prop</u>	<u>Fuel Quantity</u>
3/2014	MI 7	MI 7	TR	111481	511136	277072	521116	42078	263
3/2014	MI 7	MI 7	TR	111493	511144	48642	505033	139382	11,439
3/2014	MI 7	MI 7	TR	111719	505038	153808	521116	42078	924
3/2014	MI 7	MI 7	TR	111719	505038	153808	521122	11751	6
3/2014	MI 7	MI 7	TR	111719	505038	153808	521670	40468	15
3/2014	MI 7	MI 7	TR	111719	511136	277072	521116	42078	516
3/2014	MI 7	MI 7	TR	111720	505038	153808	521074	40470	20
3/2014	MI 7	MI 7	TR	111720	505038	153808	521116	42078	182
3/2014	MI 7	MI 7	TR	111720	505038	153808	521118	11578	119
3/2014	MI 7	MI 7	TR	111720	505038	153808	521122	11751	35
3/2014	MI 7	MI 7	TR	111720	505038	153808	521124	11562	65
3/2014	MI 7	MI 7	TR	111720	505038	153808	521138	11680	119
3/2014	MI 7	MI 7	TR	111720	505038	153808	521142	40477	99
3/2014	MI 7	MI 7	TR	111720	505038	153808	521144	11580	68
3/2014	MI 7	MI 7	TR	111720	505038	153808	521146	11785	31
3/2014	MI 7	MI 7	TR	111720	505038	153808	521152	11589	117
3/2014	MI 7	MI 7	TR	111720	505038	153808	521622	110850	145
3/2014	MI 7	MI 7	TR	111720	505038	153808	521670	40468	75
3/2014	MI 7	MI 7	TR	111720	505038	153808	521690	40892	34
3/2014	MI 7	MI 7	TR	111720	505038	153808	521932	138744	550
3/2014	MI 7	MI 7	TR	111720	505038	153808	521962	139401	213
3/2014	MI 7	MI 7	TR	111720	511136	277072	521116	42078	95
3/2014	MI 7	MI 7	TR	111720	511136	277072	521622	110850	29
3/2014	MI 7	MI 7	TR	111720	511136	277072	521690	40892	2
3/2014	MI 7	MI 7	TR	111720	511136	277072	521962	139401	1
3/2014	MI 7	MI 7	TR	111730	510005	246067	505038	153808	54
3/2014	MI 7	MI 7	TR	111910	505038	153808	521138	11680	3
3/2014	MI 7	MI 7	TR	111910	505038	153808	521636	22992	14
3/2014	MI 7	MI 7	TR	111910	505038	153808	521962	139401	10
3/2014	MI 7	MI 7	TR	111910	511136	277072	505038	153808	14
3/2014	MI 7	MI 7	TR	111910	511136	277072	521008	11616	48
3/2014	MI 7	MI 7	TR	111910	511136	277072	521116	42078	44
3/2014	MI 7	MI 7	TR	111910	511136	277072	521124	11562	31

**ANR Pipeline Company
 Transportation Services
 Fuel By Route Analysis**

VASCR351

Reporting Year: *January - December 2014*
 Production Period: **03/2014**

<u>Production Period</u>	<u>Receipt Segment</u>	<u>Delivery Segment</u>	<u>Service Class</u>	<u>Svc Req Contract</u>	<u>Receipt Location</u>	<u>Receipt Loc Prop</u>	<u>Delivery Location</u>	<u>Delivery Loc Prop</u>	<u>Fuel Quantity</u>
3/2014	MI 7	MI 7	TR	111910	511136	277072	521138	11680	59
3/2014	MI 7	MI 7	TR	111910	511136	277072	521678	140834	31
3/2014	MI 7	MI 7	TR	111910	511136	277072	521962	139401	112
3/2014	MI 7	MI 7	TR	111928	505108	243097	521116	42078	74
3/2014	MI 7	MI 7	TR	111928	505108	243097	521622	110850	18
3/2014	MI 7	MI 7	TR	111928	505108	243097	521690	40892	113
3/2014	MI 7	MI 7	TR	111928	505108	243097	521962	139401	3
3/2014	MI 7	MI 7	TR	111928	510005	246067	521116	42078	165
3/2014	MI 7	MI 7	TR	111928	510005	246067	521622	110850	81
3/2014	MI 7	MI 7	TR	111928	510005	246067	521690	40892	90
3/2014	MI 7	MI 7	TR	111928	511158	48644	505038	153808	7
3/2014	MI 7	MI 7	TR	111928	511158	48644	505108	243097	60
3/2014	MI 7	MI 7	TR	111928	511158	48644	521098	108641	24
3/2014	MI 7	MI 7	TR	111928	511158	48644	521116	42078	47
3/2014	MI 7	MI 7	TR	111928	511158	48644	521118	11578	5
3/2014	MI 7	MI 7	TR	111928	511158	48644	521622	110850	423
3/2014	MI 7	MI 7	TR	111928	511158	48644	521670	40468	3
3/2014	MI 7	MI 7	TR	111928	511158	48644	521690	40892	18
3/2014	MI 7	MI 7	TR	111928	511158	48644	521948	4492	12
3/2014	MI 7	MI 7	TR	111928	511158	48644	521962	139401	14
3/2014	MI 7	MI 7	TR	111973	511158	48644	521124	11562	217
3/2014	MI 7	MI 7	TR	112059	505038	153808	505108	243097	11
3/2014	MI 7	MI 7	TR	112117	510005	246067	505038	153808	4
3/2014	MI 7	MI 7	TR	112117	510005	246067	521116	42078	10
3/2014	MI 7	MI 7	TR	112117	510005	246067	521122	11751	36
3/2014	MI 7	MI 7	TR	112117	510005	246067	521144	11580	36
3/2014	MI 7	MI 7	TR	112117	510005	246067	521146	11785	18
3/2014	MI 7	MI 7	TR	112117	510005	246067	521604	150409	90
3/2014	MI 7	MI 7	TR	112117	510005	246067	521636	22992	46
3/2014	MI 7	MI 7	TR	112117	510005	246067	521962	139401	38
3/2014	MI 7	MI 7	TR	112117	510005	246067	523052	467243	55
3/2014	MI 7	MI 7	TR	112117	511136	277072	505038	153808	10
3/2014	MI 7	MI 7	TR	112117	511136	277072	521116	42078	29

ANR Pipeline Company Transportation Services Fuel By Route Analysis

VASCR351

Reporting Year: *January - December 2014*
 Production Period: **03/2014**

<u>Production Period</u>	<u>Receipt Segment</u>	<u>Delivery Segment</u>	<u>Service Class</u>	<u>Svc Req Contract</u>	<u>Receipt Location</u>	<u>Receipt Loc Prop</u>	<u>Delivery Location</u>	<u>Delivery Loc Prop</u>	<u>Fuel Quantity</u>
3/2014	MI 7	MI 7	TR	112117	511136	277072	521122	11751	25
3/2014	MI 7	MI 7	TR	112117	511136	277072	521144	11580	25
3/2014	MI 7	MI 7	TR	112117	511136	277072	521604	150409	95
3/2014	MI 7	MI 7	TR	112117	511136	277072	521690	40892	10
3/2014	MI 7	MI 7	TR	112117	511136	277072	521962	139401	4
3/2014	MI 7	MI 7	TR	112117	511136	277072	523052	467243	38
3/2014	MI 7	MI 7	TR	112165	505108	243097	521636	22992	353
3/2014	MI 7	MI 7	TR	112165	510005	246067	521636	22992	1,606
3/2014	MI 7	MI 7	TR	112165	510029	2610	521636	22992	118
3/2014	MI 7	MI 7	TR	112165	511136	277072	521636	22992	3,519
3/2014	MI 7	MI 7	TR	112807	505038	153808	521008	11616	990
3/2014	MI 7	MI 7	TR	112817	505017	139249	505038	153808	60
3/2014	MI 7	MI 7	TR	112817	505038	153808	505017	139249	355
3/2014	MI 7	MI 7	TR	112818	505038	153808	505017	139249	685
3/2014	MI 7	MI 7	TR	112834	505038	153808	505108	243097	247
3/2014	MI 7	MI 7	TR	112834	505038	153808	521008	11616	7
3/2014	MI 7	MI 7	TR	112834	505038	153808	521016	4196	36
3/2014	MI 7	MI 7	TR	112834	505038	153808	521080	138675	86
3/2014	MI 7	MI 7	TR	112834	505038	153808	521116	42078	3,064
3/2014	MI 7	MI 7	TR	112834	505038	153808	521138	11680	69
3/2014	MI 7	MI 7	TR	112834	505038	153808	521156	11572	141
3/2014	MI 7	MI 7	TR	112834	505038	153808	521158	11581	3
3/2014	MI 7	MI 7	TR	112834	505038	153808	521622	110850	11
3/2014	MI 7	MI 7	TR	112834	505038	153808	521636	22992	13
3/2014	MI 7	MI 7	TR	112834	505038	153808	521670	40468	88
3/2014	MI 7	MI 7	TR	112834	505038	153808	521690	40892	436
3/2014	MI 7	MI 7	TR	112834	505038	153808	521932	138744	85
3/2014	MI 7	MI 7	TR	112834	505038	153808	521948	4492	250
3/2014	MI 7	MI 7	TR	112834	505038	153808	521962	139401	6
3/2014	MI 7	MI 7	TR	112834	511136	277072	521116	42078	268
3/2014	MI 7	MI 7	TR	112835	505038	153808	521008	11616	401
3/2014	MI 7	MI 7	TR	112835	511136	277072	521116	42078	9
3/2014	MI 7	MI 7	TR	112839	505038	153808	521008	11616	1,360

**ANR Pipeline Company
 Transportation Services
 Fuel By Route Analysis**
VASCR351

 Reporting Year: *January - December 2014*
 Production Period: **03/2014**

<u>Production Period</u>	<u>Receipt Segment</u>	<u>Delivery Segment</u>	<u>Service Class</u>	<u>Svc Req Contract</u>	<u>Receipt Location</u>	<u>Receipt Loc Prop</u>	<u>Delivery Location</u>	<u>Delivery Loc Prop</u>	<u>Fuel Quantity</u>
3/2014	MI 7	MI 7	TR	112958	505038	153808	521636	22992	1
3/2014	MI 7	MI 7	TR	112958	510005	246067	505038	153808	4
3/2014	MI 7	MI 7	TR	112958	510005	246067	521690	40892	5
3/2014	MI 7	MI 7	TR	113046	505038	153808	521116	42078	34
3/2014	MI 7	MI 7	TR	113120	505038	153808	521008	11616	653
3/2014	MI 7	MI 7	TR	113120	505038	153808	521116	42078	181
3/2014	MI 7	MI 7	TR	113120	511136	277072	521116	42078	33
3/2014	MI 7	MI 7	TR	113181	505038	153808	505108	243097	18
3/2014	MI 7	MI 7	TR	113181	505038	153808	521116	42078	163
3/2014	MI 7	MI 7	TR	113181	505038	153808	521138	11680	64
3/2014	MI 7	MI 7	TR	113181	505038	153808	521690	40892	66
3/2014	MI 7	MI 7	TR	113181	505038	153808	521932	138744	5
3/2014	MI 7	MI 7	TR	113181	505108	243097	505038	153808	22
3/2014	MI 7	MI 7	TR	113181	510005	246067	505038	153808	19
3/2014	MI 7	MI 7	TR	113181	510005	246067	521116	42078	168
3/2014	MI 7	MI 7	TR	113181	511136	277072	505038	153808	126
3/2014	MI 7	MI 7	TR	113336	505038	153808	521985	278172	1
3/2014	MI 7	MI 7	TR	113336	505108	243097	505038	153808	13
3/2014	MI 7	MI 7	TR	113372	505038	153808	521008	11616	30
3/2014	MI 7	MI 7	TR	113372	505038	153808	521080	138675	6
3/2014	MI 7	MI 7	TR	113372	505038	153808	521116	42078	21
3/2014	MI 7	MI 7	TR	113372	511136	277072	521116	42078	51
3/2014	MI 7	MI 7	TR	113498	505038	153808	521008	11616	124
3/2014	MI 7	MI 7	TR	113536	505038	153808	521116	42078	105
3/2014	MI 7	MI 7	TR	113536	505038	153808	521678	140834	33
3/2014	MI 7	MI 7	TR	113536	505108	243097	505038	153808	4
3/2014	MI 7	MI 7	TR	113536	505108	243097	521116	42078	57
3/2014	MI 7	MI 7	TR	113536	505108	243097	521678	140834	59
3/2014	MI 7	MI 7	TR	113536	505108	243097	521690	40892	1
3/2014	MI 7	MI 7	TR	113536	510005	246067	505038	153808	21
3/2014	MI 7	MI 7	TR	113536	510005	246067	521116	42078	463
3/2014	MI 7	MI 7	TR	113536	510005	246067	521622	110850	18
3/2014	MI 7	MI 7	TR	113536	510005	246067	521678	140834	253

**ANR Pipeline Company
 Transportation Services
 Fuel By Route Analysis**
VASCR351

 Reporting Year: *January - December 2014*
 Production Period: **03/2014**

<u>Production Period</u>	<u>Receipt Segment</u>	<u>Delivery Segment</u>	<u>Service Class</u>	<u>Svc Req Contract</u>	<u>Receipt Location</u>	<u>Receipt Loc Prop</u>	<u>Delivery Location</u>	<u>Delivery Loc Prop</u>	<u>Fuel Quantity</u>
3/2014	MI 7	MI 7	TR	113536	511128	139396	521116	42078	24
3/2014	MI 7	MI 7	TR	113536	511128	139396	521678	140834	7
3/2014	MI 7	MI 7	TR	113536	511136	277072	505038	153808	28
3/2014	MI 7	MI 7	TR	113536	511136	277072	521116	42078	1,273
3/2014	MI 7	MI 7	TR	113536	511136	277072	521622	110850	6
3/2014	MI 7	MI 7	TR	113536	511136	277072	521678	140834	173
3/2014	MI 7	MI 7	TR	113536	511136	277072	521690	40892	5
3/2014	MI 7	MI 7	TR	113536	511144	48642	521678	140834	18
3/2014	MI 7	MI 7	TR	113543	505038	153808	521118	11578	25
3/2014	MI 7	MI 7	TR	113543	505038	153808	521622	110850	68
3/2014	MI 7	MI 7	TR	113543	505038	153808	521670	40468	11
3/2014	MI 7	MI 7	TR	113543	505108	243097	505038	153808	113
3/2014	MI 7	MI 7	TR	113543	505108	243097	521622	110850	239
3/2014	MI 7	MI 7	TR	113543	510005	246067	505038	153808	24
3/2014	MI 7	MI 7	TR	113543	510005	246067	521118	11578	219
3/2014	MI 7	MI 7	TR	113543	510005	246067	521622	110850	323
3/2014	MI 7	MI 7	TR	113543	510005	246067	521636	22992	7
3/2014	MI 7	MI 7	TR	113543	510005	246067	521670	40468	112
3/2014	MI 7	MI 7	TR	113543	511136	277072	505038	153808	75
3/2014	MI 7	MI 7	TR	113543	511136	277072	521098	108641	7
3/2014	MI 7	MI 7	TR	113543	511136	277072	521118	11578	129
3/2014	MI 7	MI 7	TR	113543	511136	277072	521122	11751	4
3/2014	MI 7	MI 7	TR	113543	511136	277072	521124	11562	4
3/2014	MI 7	MI 7	TR	113543	511136	277072	521138	11680	4
3/2014	MI 7	MI 7	TR	113543	511136	277072	521622	110850	176
3/2014	MI 7	MI 7	TR	113543	511136	277072	521636	22992	4
3/2014	MI 7	MI 7	TR	113543	511136	277072	521670	40468	59
3/2014	MI 7	MI 7	TR	113543	511144	48642	505108	243097	32
3/2014	MI 7	MI 7	TR	113543	511144	48642	521118	11578	13
3/2014	MI 7	MI 7	TR	113543	511144	48642	521670	40468	6
3/2014	MI 7	MI 7	TR	113679	505038	153808	521008	11616	36
3/2014	MI 7	MI 7	TR	113679	505038	153808	523008	312117	163
3/2014	MI 7	MI 7	TR	113679	510005	246067	523008	312117	68

**ANR Pipeline Company
 Transportation Services
 Fuel By Route Analysis**

VASCR351

Reporting Year: *January - December 2014*
 Production Period: **03/2014**

<u>Production Period</u>	<u>Receipt Segment</u>	<u>Delivery Segment</u>	<u>Service Class</u>	<u>Svc Req Contract</u>	<u>Receipt Location</u>	<u>Receipt Loc Prop</u>	<u>Delivery Location</u>	<u>Delivery Loc Prop</u>	<u>Fuel Quantity</u>
3/2014	MI 7	MI 7	TR	113679	511136	277072	505038	153808	46
3/2014	MI 7	MI 7	TR	113679	511136	277072	521008	11616	180
3/2014	MI 7	MI 7	TR	113679	511136	277072	521622	110850	207
3/2014	MI 7	MI 7	TR	113679	511136	277072	521690	40892	90
3/2014	MI 7	MI 7	TR	113679	511136	277072	523008	312117	134
3/2014	MI 7	MI 7	TR	113680	505038	153808	521622	110850	165
3/2014	MI 7	MI 7	TR	113680	505038	153808	523008	312117	41
3/2014	MI 7	MI 7	TR	113680	511136	277072	521622	110850	1,230
3/2014	MI 7	MI 7	TR	113681	505038	153808	521008	11616	10
3/2014	MI 7	MI 7	TR	113681	505038	153808	521098	108641	135
3/2014	MI 7	MI 7	TR	113681	505038	153808	523008	312117	113
3/2014	MI 7	MI 7	TR	113681	510005	246067	521690	40892	5
3/2014	MI 7	MI 7	TR	113681	510005	246067	523008	312117	4
3/2014	MI 7	MI 7	TR	113681	511136	277072	505038	153808	132
3/2014	MI 7	MI 7	TR	113681	511136	277072	505415	384818	192
3/2014	MI 7	MI 7	TR	113681	511136	277072	521008	11616	180
3/2014	MI 7	MI 7	TR	113681	511136	277072	521098	108641	90
3/2014	MI 7	MI 7	TR	113681	511136	277072	521622	110850	54
3/2014	MI 7	MI 7	TR	113681	511136	277072	521690	40892	40
3/2014	MI 7	MI 7	TR	113681	511136	277072	523008	312117	292
3/2014	MI 7	MI 7	TR	113682	505038	153808	521008	11616	18
3/2014	MI 7	MI 7	TR	113682	505038	153808	523008	312117	136
3/2014	MI 7	MI 7	TR	113682	510005	246067	523008	312117	29
3/2014	MI 7	MI 7	TR	113682	511136	277072	505038	153808	36
3/2014	MI 7	MI 7	TR	113682	511136	277072	505415	384818	36
3/2014	MI 7	MI 7	TR	113682	511136	277072	521008	11616	91
3/2014	MI 7	MI 7	TR	113682	511136	277072	523008	312117	167
3/2014	MI 7	MI 7	TR	113709	505038	153808	523065	769472	931
3/2014	MI 7	MI 7	TR	114122	511158	48644	521124	11562	248
3/2014	MI 7	MI 7	TR	114466	505038	153808	521008	11616	58
3/2014	MI 7	MI 7	TR	114466	505038	153808	521030	282436	24
3/2014	MI 7	MI 7	TR	114466	505038	153808	521690	40892	33
3/2014	MI 7	MI 7	TR	114466	505108	243097	521690	40892	6

**ANR Pipeline Company
 Transportation Services
 Fuel By Route Analysis**

VASCR351

Reporting Year: *January - December 2014*
 Production Period: 03/2014

<u>Production Period</u>	<u>Receipt Segment</u>	<u>Delivery Segment</u>	<u>Service Class</u>	<u>Svc Req Contract</u>	<u>Receipt Location</u>	<u>Receipt Loc Prop</u>	<u>Delivery Location</u>	<u>Delivery Loc Prop</u>	<u>Fuel Quantity</u>
3/2014	MI 7	MI 7	TR	114466	510005	246067	505038	153808	168
3/2014	MI 7	MI 7	TR	114466	510005	246067	521030	282436	36
3/2014	MI 7	MI 7	TR	114466	510005	246067	521690	40892	46
3/2014	MI 7	MI 7	TR	114466	511136	277072	521030	282436	8
3/2014	MI 7	MI 7	TR	114466	511136	277072	521690	40892	8
3/2014	MI 7	MI 7	TR	114466	511158	48644	505038	153808	78
3/2014	MI 7	MI 7	TR	114490	505038	153808	521008	11616	146
3/2014	MI 7	MI 7	TR	114490	505038	153808	521016	4196	33
3/2014	MI 7	MI 7	TR	114490	505038	153808	521030	282436	100
3/2014	MI 7	MI 7	TR	114490	505038	153808	521622	110850	14
3/2014	MI 7	MI 7	TR	114490	505038	153808	521690	40892	97
3/2014	MI 7	MI 7	TR	114490	510005	246067	505038	153808	450
3/2014	MI 7	MI 7	TR	114490	510005	246067	521008	11616	18
3/2014	MI 7	MI 7	TR	114490	510005	246067	521030	282436	135
3/2014	MI 7	MI 7	TR	114490	510005	246067	521690	40892	237
3/2014	MI 7	MI 7	TR	114490	511136	277072	521008	11616	29
3/2014	MI 7	MI 7	TR	114490	511136	277072	521030	282436	7
3/2014	MI 7	MI 7	TR	114490	511136	277072	521690	40892	7
3/2014	MI 7	MI 7	TR	114490	511158	48644	505038	153808	216
3/2014	MI 7	MI 7	TR	114490	511158	48644	521690	40892	55
3/2014	MI 7	MI 7	TR	114497	505038	153808	521008	11616	125
3/2014	MI 7	MI 7	TR	114497	505038	153808	521016	4196	21
3/2014	MI 7	MI 7	TR	114497	505038	153808	521030	282436	108
3/2014	MI 7	MI 7	TR	114497	505038	153808	521690	40892	108
3/2014	MI 7	MI 7	TR	114497	510005	246067	505038	153808	481
3/2014	MI 7	MI 7	TR	114497	510005	246067	521008	11616	98
3/2014	MI 7	MI 7	TR	114497	510005	246067	521030	282436	160
3/2014	MI 7	MI 7	TR	114497	510005	246067	521690	40892	208
3/2014	MI 7	MI 7	TR	114497	511136	277072	505038	153808	73
3/2014	MI 7	MI 7	TR	114497	511136	277072	521030	282436	12
3/2014	MI 7	MI 7	TR	114497	511158	48644	505038	153808	174
3/2014	MI 7	MI 7	TR	114567	505230	153728	505137	320550	58
3/2014	MI 7	MI 7	TR	114604	505230	153728	523029	360888	7

ANR Pipeline Company Transportation Services Fuel By Route Analysis

VASCR351

Reporting Year: *January - December 2014*
 Production Period: **03/2014**

<u>Production Period</u>	<u>Receipt Segment</u>	<u>Delivery Segment</u>	<u>Service Class</u>	<u>Svc Req Contract</u>	<u>Receipt Location</u>	<u>Receipt Loc Prop</u>	<u>Delivery Location</u>	<u>Delivery Loc Prop</u>	<u>Fuel Quantity</u>
3/2014	MI 7	MI 7	TR	114671	505038	153808	505415	384818	51
3/2014	MI 7	MI 7	TR	114671	505038	153808	521008	11616	243
3/2014	MI 7	MI 7	TR	114671	505038	153808	523008	312117	814
3/2014	MI 7	MI 7	TR	114671	505108	243097	505038	153808	116
3/2014	MI 7	MI 7	TR	114671	505108	243097	505137	320550	45
3/2014	MI 7	MI 7	TR	114671	505108	243097	505415	384818	127
3/2014	MI 7	MI 7	TR	114671	505108	243097	521008	11616	70
3/2014	MI 7	MI 7	TR	114671	505108	243097	521116	42078	10
3/2014	MI 7	MI 7	TR	114671	505108	243097	523008	312117	49
3/2014	MI 7	MI 7	TR	114671	510005	246067	505038	153808	111
3/2014	MI 7	MI 7	TR	114671	510005	246067	505137	320550	10
3/2014	MI 7	MI 7	TR	114671	510005	246067	505415	384818	40
3/2014	MI 7	MI 7	TR	114671	510005	246067	521008	11616	219
3/2014	MI 7	MI 7	TR	114671	510005	246067	521116	42078	47
3/2014	MI 7	MI 7	TR	114671	510005	246067	523008	312117	412
3/2014	MI 7	MI 7	TR	114671	510029	2610	521116	42078	20
3/2014	MI 7	MI 7	TR	114671	510029	2610	523008	312117	20
3/2014	MI 7	MI 7	TR	114671	511136	277072	505038	153808	208
3/2014	MI 7	MI 7	TR	114671	511136	277072	505137	320550	59
3/2014	MI 7	MI 7	TR	114671	511136	277072	505415	384818	500
3/2014	MI 7	MI 7	TR	114671	511136	277072	521008	11616	414
3/2014	MI 7	MI 7	TR	114671	511136	277072	521116	42078	39
3/2014	MI 7	MI 7	TR	114671	511136	277072	521622	110850	10
3/2014	MI 7	MI 7	TR	114671	511136	277072	521690	40892	20
3/2014	MI 7	MI 7	TR	114671	511136	277072	523008	312117	610
3/2014	MI 7	MI 7	TR	114824	505038	153808	521606	216654	9
3/2014	MI 7	MI 7	TR	114824	505108	243097	521606	216654	5
3/2014	MI 7	MI 7	TR	114824	505230	153728	521606	216654	9
3/2014	MI 7	MI 7	TR	115038	505038	153808	505108	243097	64
3/2014	MI 7	MI 7	TR	115038	505038	153808	510005	246067	20
3/2014	MI 7	MI 7	TR	115038	505038	153808	521016	4196	90
3/2014	MI 7	MI 7	TR	115038	511136	277072	521636	22992	11
3/2014	MI 7	MI 7	TR	115038	511136	277072	521690	40892	70

**ANR Pipeline Company
 Transportation Services
 Fuel By Route Analysis**
VASCR351

 Reporting Year: *January - December 2014*
 Production Period: **03/2014**

<u>Production Period</u>	<u>Receipt Segment</u>	<u>Delivery Segment</u>	<u>Service Class</u>	<u>Svc Req Contract</u>	<u>Receipt Location</u>	<u>Receipt Loc Prop</u>	<u>Delivery Location</u>	<u>Delivery Loc Prop</u>	<u>Fuel Quantity</u>
3/2014	MI 7	MI 7	TR	115059	505038	153808	505108	243097	26
3/2014	MI 7	MI 7	TR	115059	505038	153808	510005	246067	31
3/2014	MI 7	MI 7	TR	115059	505038	153808	521016	4196	45
3/2014	MI 7	MI 7	TR	115059	505038	153808	521636	22992	29
3/2014	MI 7	MI 7	TR	115059	505038	153808	521690	40892	175
3/2014	MI 7	MI 7	TR	115059	505038	153808	521932	138744	45
3/2014	MI 7	MI 7	TR	115059	510005	246067	505038	153808	229
3/2014	MI 7	MI 7	TR	115059	510005	246067	521690	40892	67
3/2014	MI 7	MI 7	TR	115059	511136	277072	521690	40892	67
3/2014	MI 7	MI 7	TR	115059	513022	338686	505038	153808	117
3/2014	MI 7	MI 7	TR	115059	513022	338686	521690	40892	44
3/2014	MI 7	MI 7	TR	115064	511136	277072	505038	153808	61
3/2014	MI 7	MI 7	TR	115064	511136	277072	521014	153852	1
3/2014	MI 7	MI 7	TR	115064	511136	277072	521116	42078	80
3/2014	MI 7	MI 7	TR	115064	511136	277072	521118	11578	75
3/2014	MI 7	MI 7	TR	115064	511136	277072	521122	11751	42
3/2014	MI 7	MI 7	TR	115064	511136	277072	521124	11562	27
3/2014	MI 7	MI 7	TR	115064	511136	277072	521138	11680	47
3/2014	MI 7	MI 7	TR	115064	511136	277072	521142	40477	32
3/2014	MI 7	MI 7	TR	115064	511136	277072	521144	11580	18
3/2014	MI 7	MI 7	TR	115064	511136	277072	521146	11785	14
3/2014	MI 7	MI 7	TR	115064	511136	277072	521152	11589	97
3/2014	MI 7	MI 7	TR	115064	511136	277072	521160	11590	28
3/2014	MI 7	MI 7	TR	115064	511136	277072	521604	150409	20
3/2014	MI 7	MI 7	TR	115064	511136	277072	521636	22992	12
3/2014	MI 7	MI 7	TR	115064	511136	277072	521670	40468	93
3/2014	MI 7	MI 7	TR	115064	511136	277072	521962	139401	91
3/2014	MI 7	MI 7	TR	115211	505038	153808	521604	150409	85
3/2014	MI 7	MI 7	TR	115211	505038	153808	521962	139401	6
3/2014	MI 7	MI 7	TR	115211	521604	150409	505038	153808	40
3/2014	MI 7	MI 7	TR	115275	505038	153808	521016	4196	8
3/2014	MI 7	MI 7	TR	115275	505038	153808	521030	282436	144
3/2014	MI 7	MI 7	TR	115275	505038	153808	521690	40892	36

**ANR Pipeline Company
 Transportation Services
 Fuel By Route Analysis**

VASCR351

Reporting Year: *January - December 2014*
 Production Period: 03/2014

<u>Production Period</u>	<u>Receipt Segment</u>	<u>Delivery Segment</u>	<u>Service Class</u>	<u>Svc Req Contract</u>	<u>Receipt Location</u>	<u>Receipt Loc Prop</u>	<u>Delivery Location</u>	<u>Delivery Loc Prop</u>	<u>Fuel Quantity</u>
3/2014	MI 7	MI 7	TR	115275	510005	246067	505038	153808	36
3/2014	MI 7	MI 7	TR	115275	511136	277072	521030	282436	36
3/2014	MI 7	MI 7	TR	115823	505038	153808	521008	11616	200
3/2014	MI 7	MI 7	TR	115823	505038	153808	521116	42078	7
3/2014	MI 7	MI 7	TR	115823	505038	153808	521636	22992	4
3/2014	MI 7	MI 7	TR	115823	505038	153808	521932	138744	126
3/2014	MI 7	MI 7	TR	115823	505038	153808	521942	198847	14
3/2014	MI 7	MI 7	TR	115823	511136	277072	505038	153808	36
3/2014	MI 7	MI 7	TR	115823	511136	277072	521008	11616	485
3/2014	MI 7	MI 7	TR	115823	511136	277072	521636	22992	42
3/2014	MI 7	MI 7	TR	115823	511136	277072	521942	198847	2
3/2014	MI 7	MI 7	TR	115963	505038	153808	521116	42078	40
3/2014	MI 7	MI 7	TR	115963	505038	153808	521144	11580	1
3/2014	MI 7	MI 7	TR	115963	505038	153808	521604	150409	39
3/2014	MI 7	MI 7	TR	115963	505038	153808	521622	110850	3
3/2014	MI 7	MI 7	TR	115963	505038	153808	521636	22992	1
3/2014	MI 7	MI 7	TR	115963	505038	153808	521962	139401	105
3/2014	MI 7	MI 7	TR	116170	505038	153808	505108	243097	712
3/2014	MI 7	MI 7	TR	116995	505038	153808	521008	11616	17
3/2014	MI 7	MI 7	TR	116995	505108	243097	521008	11616	486
3/2014	MI 7	MI 7	TR	116995	511158	48644	505038	153808	18
3/2014	MI 7	MI 7	TR	118088	510005	246067	505038	153808	55
3/2014	MI 7	MI 7	TR	118148	510005	246067	505038	153808	27
3/2014	MI 7	MI 7	TR	118148	510005	246067	521116	42078	4
3/2014	MI 7	MI 7	TR	118148	510005	246067	521588	40481	124
3/2014	MI 7	MI 7	TR	118148	510005	246067	521604	150409	46
3/2014	MI 7	MI 7	TR	118148	510005	246067	521622	110850	432
3/2014	MI 7	MI 7	TR	118148	510005	246067	521636	22992	11
3/2014	MI 7	MI 7	TR	118148	511136	277072	505038	153808	39
3/2014	MI 7	MI 7	TR	118148	511136	277072	521008	11616	10
3/2014	MI 7	MI 7	TR	118148	511136	277072	521014	153852	11
3/2014	MI 7	MI 7	TR	118148	511136	277072	521074	40470	30
3/2014	MI 7	MI 7	TR	118148	511136	277072	521098	108641	3

**ANR Pipeline Company
 Transportation Services
 Fuel By Route Analysis**
VASCR351

 Reporting Year: *January - December 2014*
 Production Period: **03/2014**

<u>Production Period</u>	<u>Receipt Segment</u>	<u>Delivery Segment</u>	<u>Service Class</u>	<u>Svc Req Contract</u>	<u>Receipt Location</u>	<u>Receipt Loc Prop</u>	<u>Delivery Location</u>	<u>Delivery Loc Prop</u>	<u>Fuel Quantity</u>
3/2014	MI 7	MI 7	TR	118148	511136	277072	521116	42078	74
3/2014	MI 7	MI 7	TR	118148	511136	277072	521118	11578	3
3/2014	MI 7	MI 7	TR	118148	511136	277072	521122	11751	1
3/2014	MI 7	MI 7	TR	118148	511136	277072	521124	11562	2
3/2014	MI 7	MI 7	TR	118148	511136	277072	521138	11680	1
3/2014	MI 7	MI 7	TR	118148	511136	277072	521142	40477	1
3/2014	MI 7	MI 7	TR	118148	511136	277072	521144	11580	1
3/2014	MI 7	MI 7	TR	118148	511136	277072	521152	11589	29
3/2014	MI 7	MI 7	TR	118148	511136	277072	521588	40481	28
3/2014	MI 7	MI 7	TR	118148	511136	277072	521604	150409	119
3/2014	MI 7	MI 7	TR	118148	511136	277072	521622	110850	679
3/2014	MI 7	MI 7	TR	118148	511136	277072	521636	22992	200
3/2014	MI 7	MI 7	TR	118148	511136	277072	521670	40468	3
3/2014	MI 7	MI 7	TR	118148	511136	277072	521962	139401	2
3/2014	MI 7	MI 7	TR	118231	505108	243097	505541	1181282	134
3/2014	MI 7	MI 7	TR	118249	505038	153808	521116	42078	5
3/2014	MI 7	MI 7	TR	118268	510005	246067	521118	11578	91
3/2014	MI 7	MI 7	TR	118268	510005	246067	521122	11751	73
3/2014	MI 7	MI 7	TR	118268	510005	246067	521124	11562	55
3/2014	MI 7	MI 7	TR	118268	510005	246067	521138	11680	91
3/2014	MI 7	MI 7	TR	118268	510005	246067	521142	40477	91
3/2014	MI 7	MI 7	TR	118268	510005	246067	521144	11580	18
3/2014	MI 7	MI 7	TR	118268	510005	246067	521160	11590	127
3/2014	MI 7	MI 7	TR	118268	510005	246067	521670	40468	127
3/2014	MI 7	MI 7	TR	118268	511136	277072	521118	11578	64
3/2014	MI 7	MI 7	TR	118268	511136	277072	521122	11751	51
3/2014	MI 7	MI 7	TR	118268	511136	277072	521124	11562	38
3/2014	MI 7	MI 7	TR	118268	511136	277072	521138	11680	64
3/2014	MI 7	MI 7	TR	118268	511136	277072	521142	40477	51
3/2014	MI 7	MI 7	TR	118268	511136	277072	521144	11580	25
3/2014	MI 7	MI 7	TR	118268	511136	277072	521160	11590	89
3/2014	MI 7	MI 7	TR	118268	511136	277072	521670	40468	89
3/2014	MI 7	MI 7	TR	119817	510005	246067	521622	110850	14

ANR Pipeline Company Transportation Services Fuel By Route Analysis

VASCR351

Reporting Year: *January - December 2014*
 Production Period: **03/2014**

<u>Production Period</u>	<u>Receipt Segment</u>	<u>Delivery Segment</u>	<u>Service Class</u>	<u>Svc Req Contract</u>	<u>Receipt Location</u>	<u>Receipt Loc Prop</u>	<u>Delivery Location</u>	<u>Delivery Loc Prop</u>	<u>Fuel Quantity</u>
3/2014	MI 7	MI 7	TR	119817	511136	277072	521116	42078	6
3/2014	MI 7	MI 7	TR	119817	511136	277072	521622	110850	12
3/2014	MI 7	MI 7	TR	119817	511136	277072	521690	40892	52
3/2014	MI 7	MI 7	TR	119958	505038	153808	523014	318733	198
3/2014	MI 7	MI 7	TR	119958	505230	153728	523014	318733	88
3/2014	MI 7	MI 7	TR	119963	505038	153808	521058	282435	10
3/2014	MI 7	MI 7	TR	119963	505230	153728	521058	282435	30
3/2014	MI 7	MI 7	TR	119970	505108	243097	520021	40785	25
3/2014	MI 7	MI 7	TR	119970	505108	243097	523074	1292925	6
3/2014	MI 7	MI 7	TR	119973	505230	153728	523074	1292925	62
3/2014	MI 7	MI 7	TR	119990	505038	153808	521008	11616	162
3/2014	MI 7	MI 7	TR	120144	505038	153808	521008	11616	62
3/2014	MI 7	MI 7	TR	120144	505038	153808	521138	11680	5
3/2014	MI 7	MI 7	TR	120144	505038	153808	521636	22992	128
3/2014	MI 7	MI 7	TR	120144	505038	153808	521670	40468	13
3/2014	MI 7	MI 7	TR	120144	510005	246067	505038	153808	25
3/2014	MI 7	MI 7	TR	120144	511136	277072	521008	11616	48
3/2014	MI 7	MI 7	TR	120590	505108	243097	505038	153808	15
3/2014	MI 7	MI 7	TR	120590	505108	243097	521008	11616	941
3/2014	MI 7	MI 7	TR	120592	505038	153808	520021	40785	4,339
3/2014	MI 7	MI 7	TR	120802	511136	277072	505038	153808	283
3/2014	MI 7	MI 7	TR	120903	505038	153808	523008	312117	307
3/2014	MI 7	MI 7	TR	120903	510005	246067	523008	312117	41
3/2014	MI 7	MI 7	TR	120903	510029	2610	523008	312117	52
3/2014	MI 7	MI 7	TR	120903	511136	277072	523008	312117	625
3/2014	MI 7	MI 7	TR	120903	513022	338686	523008	312117	22
3/2014	MI 7	MI 7	TR	120953	505038	153808	521116	42078	4
3/2014	MI 7	MI 7	TR	120953	505038	153808	521690	40892	42
3/2014	MI 7	MI 7	TR	120953	505038	153808	521932	138744	7
3/2014	MI 7	MI 7	TR	120953	510005	246067	521116	42078	3
3/2014	MI 7	MI 7	TR	120977	510005	246067	505038	153808	81
3/2014	MI 7	MI 7	TR	121075	505038	153808	521690	40892	45
3/2014	MI 7	MI 7	TR	121075	505108	243097	521008	11616	48

ANR Pipeline Company Transportation Services Fuel By Route Analysis

VASCR351

 Reporting Year: *January - December 2014*
 Production Period: **03/2014**

<u>Production Period</u>	<u>Receipt Segment</u>	<u>Delivery Segment</u>	<u>Service Class</u>	<u>Svc Req Contract</u>	<u>Receipt Location</u>	<u>Receipt Loc Prop</u>	<u>Delivery Location</u>	<u>Delivery Loc Prop</u>	<u>Fuel Quantity</u>
3/2014	MI 7	MI 7	TR	121075	511158	48644	521690	40892	58
3/2014	MI 7	MI 7	TR	121099	511176	44783	505038	153808	17
3/2014	MI 7	MI 7	TR	121099	511178	40476	505038	153808	31
3/2014	MI 7	MI 7	TR	121099	513050	463539	505038	153808	31
3/2014	MI 7	MI 7	TR	121282	510005	246067	505038	153808	1
3/2014	MI 7	MI 7	TR	121284	510005	246067	505038	153808	1
3/2014	MI 7	MI 7	TR	121284	510005	246067	521690	40892	1
3/2014	MI 7	MI 7	TR	121984	511136	277072	521074	40470	80
3/2014	MI 7	MI 7	TR	121984	511136	277072	521142	40477	49
3/2014	MI 7	MI 7	TR	121984	511136	277072	521144	11580	114
3/2014	MI 7	MI 7	TR	121984	511136	277072	521146	11785	1
3/2014	MI 7	MI 7	TR	121984	511136	277072	521154	11574	18
3/2014	MI 7	MI 7	TR	121985	511136	277072	521074	40470	2
3/2014	MI 7	MI 7	TR	121986	511136	277072	505038	153808	1
3/2014	MI 7	MI 7	TR	121986	511136	277072	521074	40470	97
3/2014	MI 7	MI 7	TR	121986	511136	277072	521142	40477	1
3/2014	MI 7	MI 7	TR	121986	511136	277072	521144	11580	11
3/2014	MI 7	MI 7	TR	121988	510005	246067	521074	40470	13
3/2014	MI 7	MI 7	TR	121988	510005	246067	521142	40477	33
3/2014	MI 7	MI 7	TR	121988	510005	246067	521144	11580	13
3/2014	MI 7	MI 7	TR	121989	511136	277072	521074	40470	8
3/2014	MI 7	MI 7	TR	121989	511136	277072	521144	11580	1
3/2014	MI 7	MI 7	TR	121991	505038	153808	521116	42078	38
3/2014	MI 7	MI 7	TR	121991	511136	277072	505038	153808	14
3/2014	MI 7	MI 7	TR	121991	511136	277072	521074	40470	25
3/2014	MI 7	MI 7	TR	121991	511136	277072	521142	40477	2
3/2014	MI 7	MI 7	TR	121991	511136	277072	521144	11580	4
3/2014	MI 7	MI 7	TR	121991	511136	277072	521154	11574	8
3/2014	MI 7	MI 7	TR	121992	510005	246067	521154	11574	3
3/2014	MI 7	MI 7	TR	122002	510005	246067	505038	153808	3
3/2014	MI 7	MI 7	TR	122002	510005	246067	521074	40470	384
3/2014	MI 7	MI 7	TR	122002	510005	246067	521142	40477	12
3/2014	MI 7	MI 7	TR	122002	510005	246067	521144	11580	49

**ANR Pipeline Company
 Transportation Services
 Fuel By Route Analysis**
VASCR351

 Reporting Year: *January - December 2014*
 Production Period: **03/2014**

<u>Production Period</u>	<u>Receipt Segment</u>	<u>Delivery Segment</u>	<u>Service Class</u>	<u>Svc Req Contract</u>	<u>Receipt Location</u>	<u>Receipt Loc Prop</u>	<u>Delivery Location</u>	<u>Delivery Loc Prop</u>	<u>Fuel Quantity</u>
3/2014	MI 7	MI 7	TR	122002	510005	246067	521154	11574	10
3/2014	MI 7	MI 7	TR	122002	510005	246067	521162	11748	4
3/2014	MI 7	MI 7	TR	122006	511162	153853	505017	139249	981
3/2014	MI 7	MI 7	TR	122011	505038	153808	505108	243097	25
3/2014	MI 7	MI 7	TR	122011	505038	153808	521008	11616	549
3/2014	MI 7	MI 7	TR	122011	505038	153808	521116	42078	14
3/2014	MI 7	MI 7	TR	122011	511158	48644	505038	153808	65
3/2014	MI 7	MI 7	TR	122065	511136	277072	521104	40849	2,808
3/2014	MI 7	MI 7	TR	122065	511136	277072	521690	40892	180
3/2014	MI 7	MI 7	TR	122065	511136	277072	521704	40832	2,592
3/2014	MI 7	MI 7	TR	122069	505038	153808	523025	338685	25
3/2014	MI 7	MI 7	TR	122086	505038	153808	521014	153852	122
3/2014	MI 7	MI 7	TR	122086	505038	153808	521016	4196	138
3/2014	MI 7	MI 7	TR	122086	505038	153808	521074	40470	3
3/2014	MI 7	MI 7	TR	122086	505038	153808	521116	42078	76
3/2014	MI 7	MI 7	TR	122086	505038	153808	521118	11578	49
3/2014	MI 7	MI 7	TR	122086	505038	153808	521122	11751	12
3/2014	MI 7	MI 7	TR	122086	505038	153808	521124	11562	10
3/2014	MI 7	MI 7	TR	122086	505038	153808	521138	11680	120
3/2014	MI 7	MI 7	TR	122086	505038	153808	521142	40477	29
3/2014	MI 7	MI 7	TR	122086	505038	153808	521144	11580	1
3/2014	MI 7	MI 7	TR	122086	505038	153808	521146	11785	2
3/2014	MI 7	MI 7	TR	122086	505038	153808	521162	11748	24
3/2014	MI 7	MI 7	TR	122086	505038	153808	521636	22992	75
3/2014	MI 7	MI 7	TR	122086	505038	153808	521670	40468	10
3/2014	MI 7	MI 7	TR	122086	505038	153808	521690	40892	54
3/2014	MI 7	MI 7	TR	122086	505038	153808	521932	138744	84
3/2014	MI 7	MI 7	TR	122086	505038	153808	521948	4492	19
3/2014	MI 7	MI 7	TR	122086	505038	153808	523059	703495	14
3/2014	MI 7	MI 7	TR	122086	505108	243097	521014	153852	132
3/2014	MI 7	MI 7	TR	122086	505108	243097	521116	42078	67
3/2014	MI 7	MI 7	TR	122086	505108	243097	521118	11578	18
3/2014	MI 7	MI 7	TR	122086	505108	243097	521138	11680	55

**ANR Pipeline Company
Transportation Services
Fuel By Route Analysis**

VASCR351

Reporting Year: *January - December 2014*
 Production Period: **03/2014**

<u>Production Period</u>	<u>Receipt Segment</u>	<u>Delivery Segment</u>	<u>Service Class</u>	<u>Svc Req Contract</u>	<u>Receipt Location</u>	<u>Receipt Loc Prop</u>	<u>Delivery Location</u>	<u>Delivery Loc Prop</u>	<u>Fuel Quantity</u>
3/2014	MI 7	MI 7	TR	122086	505108	243097	521142	40477	28
3/2014	MI 7	MI 7	TR	122086	505108	243097	521162	11748	20
3/2014	MI 7	MI 7	TR	122086	505108	243097	521636	22992	232
3/2014	MI 7	MI 7	TR	122086	505108	243097	521690	40892	6
3/2014	MI 7	MI 7	TR	122086	505108	243097	521948	4492	14
3/2014	MI 7	MI 7	TR	122086	510005	246067	505038	153808	102
3/2014	MI 7	MI 7	TR	122086	510005	246067	521014	153852	34
3/2014	MI 7	MI 7	TR	122086	510005	246067	521118	11578	12
3/2014	MI 7	MI 7	TR	122086	510005	246067	521124	11562	4
3/2014	MI 7	MI 7	TR	122086	510005	246067	521138	11680	47
3/2014	MI 7	MI 7	TR	122086	510005	246067	521142	40477	11
3/2014	MI 7	MI 7	TR	122086	510005	246067	521162	11748	9
3/2014	MI 7	MI 7	TR	122086	510005	246067	521636	22992	281
3/2014	MI 7	MI 7	TR	122086	510005	246067	521690	40892	193
3/2014	MI 7	MI 7	TR	122086	510005	246067	521948	4492	5
3/2014	MI 7	MI 7	TR	122086	511136	277072	505038	153808	3
3/2014	MI 7	MI 7	TR	122086	511136	277072	521008	11616	19
3/2014	MI 7	MI 7	TR	122086	511136	277072	521014	153852	251
3/2014	MI 7	MI 7	TR	122086	511136	277072	521116	42078	93
3/2014	MI 7	MI 7	TR	122086	511136	277072	521118	11578	71
3/2014	MI 7	MI 7	TR	122086	511136	277072	521124	11562	22
3/2014	MI 7	MI 7	TR	122086	511136	277072	521138	11680	279
3/2014	MI 7	MI 7	TR	122086	511136	277072	521142	40477	45
3/2014	MI 7	MI 7	TR	122086	511136	277072	521162	11748	40
3/2014	MI 7	MI 7	TR	122086	511136	277072	521636	22992	194
3/2014	MI 7	MI 7	TR	122086	511136	277072	521690	40892	274
3/2014	MI 7	MI 7	TR	122086	511136	277072	521948	4492	24
3/2014	MI 7	MI 7	TR	122086	511158	48644	505038	153808	789
3/2014	MI 7	MI 7	TR	122086	511158	48644	521116	42078	5
3/2014	MI 7	MI 7	TR	122086	511158	48644	521690	40892	49
3/2014	MI 7	MI 7	TR	122171	505038	153808	505108	243097	367
3/2014	MI 7	MI 7	TR	122171	505038	153808	521008	11616	138
3/2014	MI 7	MI 7	TR	122174	505038	153808	505108	243097	5

**ANR Pipeline Company
 Transportation Services
 Fuel By Route Analysis**

VASCR351

Reporting Year: *January - December 2014*
 Production Period: 03/2014

<u>Production Period</u>	<u>Receipt Segment</u>	<u>Delivery Segment</u>	<u>Service Class</u>	<u>Svc Req Contract</u>	<u>Receipt Location</u>	<u>Receipt Loc Prop</u>	<u>Delivery Location</u>	<u>Delivery Loc Prop</u>	<u>Fuel Quantity</u>
3/2014	MI 7	MI 7	TR	122177	505108	243097	521116	42078	533
3/2014	MI 7	MI 7	TR	122177	505108	243097	521690	40892	1
3/2014	MI 7	MI 7	TR	122177	511136	277072	521116	42078	14
3/2014	MI 7	MI 7	TR	122264	505038	153808	521016	4196	9
3/2014	MI 7	MI 7	TR	122264	505108	243097	521690	40892	7
3/2014	MI 7	MI 7	TR	122265	505038	153808	521636	22992	46
3/2014	MI 7	MI 7	TR	122265	510005	246067	505038	153808	7
3/2014	MI 7	MI 7	TR	122266	505123	261474	521144	11580	31
3/2014	MI 7	MI 7	TR	122266	511136	277072	521144	11580	3
3/2014	MI 7	MI 7	TR	122269	510005	246067	505038	153808	2
3/2014	MI 7	MI 7	TR	122271	505038	153808	521690	40892	42
3/2014	MI 7	MI 7	TR	122816	505038	153808	521008	11616	42
3/2014	MI 7	MI 7	TR	122816	505038	153808	523008	312117	36
3/2014	MI 7	MI 7	TR	122816	505108	243097	521008	11616	36
3/2014	MI 7	MI 7	TR	122816	510005	246067	521008	11616	17
3/2014	MI 7	MI 7	TR	122816	511136	277072	505038	153808	9
3/2014	MI 7	MI 7	TR	122816	511136	277072	521008	11616	259
3/2014	MI 7	MI 7	TR	122816	511136	277072	523008	312117	16
3/2014	MI 7	MI 7	TR	122837	505038	153808	521030	282436	2,637
3/2014	MI 7	MI 7	TR	122837	505038	153808	521985	278172	4
3/2014	MI 7	MI 7	TR	122837	505108	243097	521030	282436	28
3/2014	MI 7	MI 7	TR	122837	510005	246067	521030	282436	17
3/2014	MI 7	MI 7	TR	122954	505038	153808	505108	243097	558
3/2014	MI 7	MI 7	TR	122954	505038	153808	521116	42078	15
3/2014	MI 7	MI 7	TR	122977	505038	153808	521690	40892	38
3/2014	MI 7	MI 7	TR	122977	510005	246067	505038	153808	8
3/2014	MI 7	MI 7	TR	123137	505038	153808	521116	42078	33
3/2014	MI 7	MI 7	TR	123152	505038	153808	521142	40477	3
3/2014	MI 7	MI 7	TR	123152	511158	48644	505038	153808	18
3/2014	MI 7	MI 7	TR	123152	511158	48644	521142	40477	59
3/2014	MI 7	MI 7	TR	123223	505038	153808	510005	246067	13
3/2014	MI 7	MI 7	TR	123223	505038	153808	521008	11616	116
3/2014	MI 7	MI 7	TR	123223	505038	153808	521016	4196	103

ANR Pipeline Company Transportation Services Fuel By Route Analysis

VASCR351

Reporting Year: *January - December 2014*
 Production Period: 03/2014

<u>Production Period</u>	<u>Receipt Segment</u>	<u>Delivery Segment</u>	<u>Service Class</u>	<u>Svc Req Contract</u>	<u>Receipt Location</u>	<u>Receipt Loc Prop</u>	<u>Delivery Location</u>	<u>Delivery Loc Prop</u>	<u>Fuel Quantity</u>
3/2014	MI 7	MI 7	TR	123223	505038	153808	521030	282436	207
3/2014	MI 7	MI 7	TR	123223	505038	153808	521690	40892	61
3/2014	MI 7	MI 7	TR	123223	505038	153808	521985	278172	4
3/2014	MI 7	MI 7	TR	123223	510005	246067	505038	153808	565
3/2014	MI 7	MI 7	TR	123223	510005	246067	521008	11616	69
3/2014	MI 7	MI 7	TR	123223	510005	246067	521030	282436	108
3/2014	MI 7	MI 7	TR	123223	510005	246067	521690	40892	66
3/2014	MI 7	MI 7	TR	123223	511136	277072	505038	153808	92
3/2014	MI 7	MI 7	TR	123223	511136	277072	521030	282436	23
3/2014	MI 7	MI 7	TR	123223	511136	277072	521690	40892	1
3/2014	MI 7	MI 7	TR	123223	511158	48644	505038	153808	637
3/2014	MI 7	MI 7	TR	123224	505038	153808	521030	282436	84
3/2014	MI 7	MI 7	TR	123224	505038	153808	521690	40892	28
3/2014	MI 7	MI 7	TR	123224	510005	246067	505038	153808	38
3/2014	MI 7	MI 7	TR	123257	511136	277072	521690	40892	17
3/2014	MI 7	MI 7	TR	123267	511136	277072	521636	22992	7
3/2014	MI 7	MI 7	TR	123268	511136	277072	521074	40470	18
3/2014	MI 7	MI 7	TR	123268	511136	277072	521146	11785	2
3/2014	MI 7	MI 7	TR	123269	510005	246067	521142	40477	5
3/2014	MI 7	MI 7	TR	123269	510005	246067	521154	11574	2
3/2014	MI 7	MI 7	TR	123272	511136	277072	521636	22992	7
3/2014	MI 7	MI 7	TR	123273	511136	277072	505038	153808	4
3/2014	MI 7	MI 7	TR	123273	511136	277072	521636	22992	3
3/2014	MI 7	MI 7	TR	123282	505038	153808	521008	11616	15
3/2014	MI 7	MI 7	TR	123283	505038	153808	505108	243097	9
3/2014	MI 7	MI 7	TR	123283	505038	153808	521008	11616	27
3/2014	MI 7	MI 7	TR	123283	505038	153808	521636	22992	17
3/2014	MI 7	MI 7	TR	123283	511136	277072	521074	40470	8
3/2014	MI 7	MI 7	TR	123283	511136	277072	521142	40477	11
3/2014	MI 7	MI 7	TR	123283	511136	277072	521144	11580	1
3/2014	MI 7	MI 7	TR	123283	511136	277072	521146	11785	4
3/2014	MI 7	MI 7	TR	123283	511136	277072	521154	11574	17
3/2014	MI 7	MI 7	TR	123283	511136	277072	521158	11581	21

**ANR Pipeline Company
 Transportation Services
 Fuel By Route Analysis**
VASCR351

 Reporting Year: *January - December 2014*
 Production Period: **03/2014**

<u>Production Period</u>	<u>Receipt Segment</u>	<u>Delivery Segment</u>	<u>Service Class</u>	<u>Svc Req Contract</u>	<u>Receipt Location</u>	<u>Receipt Loc Prop</u>	<u>Delivery Location</u>	<u>Delivery Loc Prop</u>	<u>Fuel Quantity</u>
3/2014	MI 7	MI 7	TR	123283	511158	48644	505038	153808	18
3/2014	MI 7	MI 7	TR	123284	505038	153808	521008	11616	9
3/2014	MI 7	MI 7	TR	123284	511136	277072	505038	153808	9
3/2014	MI 7	MI 7	TR	123284	511136	277072	521074	40470	12
3/2014	MI 7	MI 7	TR	123284	511136	277072	521124	11562	3
3/2014	MI 7	MI 7	TR	123284	511136	277072	521142	40477	13
3/2014	MI 7	MI 7	TR	123284	511136	277072	521146	11785	21
3/2014	MI 7	MI 7	TR	123284	511136	277072	521154	11574	4
3/2014	MI 7	MI 7	TR	123284	511136	277072	521156	11572	12
3/2014	MI 7	MI 7	TR	123284	511136	277072	521162	11748	21
3/2014	MI 7	MI 7	TR	123286	505038	153808	521116	42078	1
3/2014	MI 7	MI 7	TR	123288	505038	153808	521008	11616	9
3/2014	MI 7	MI 7	TR	123288	505038	153808	523008	312117	218
3/2014	MI 7	MI 7	TR	123288	510005	246067	505038	153808	38
3/2014	MI 7	MI 7	TR	123288	510005	246067	521008	11616	92
3/2014	MI 7	MI 7	TR	123288	511136	277072	505038	153808	134
3/2014	MI 7	MI 7	TR	123288	511136	277072	521008	11616	122
3/2014	MI 7	MI 7	TR	123288	511136	277072	523008	312117	94
3/2014	MI 7	MI 7	TR	123291	505038	153808	521008	11616	31
3/2014	MI 7	MI 7	TR	123291	505038	153808	523008	312117	180
3/2014	MI 7	MI 7	TR	123291	505108	243097	523008	312117	20
3/2014	MI 7	MI 7	TR	123291	510005	246067	521008	11616	14
3/2014	MI 7	MI 7	TR	123291	511136	277072	505038	153808	86
3/2014	MI 7	MI 7	TR	123291	511136	277072	521008	11616	282
3/2014	MI 7	MI 7	TR	123291	511136	277072	523008	312117	231
3/2014	MI 7	MI 7	TR	123294	505038	153808	521008	11616	12
3/2014	MI 7	MI 7	TR	123294	505038	153808	523008	312117	76
3/2014	MI 7	MI 7	TR	123294	505108	243097	523008	312117	12
3/2014	MI 7	MI 7	TR	123294	511136	277072	505038	153808	104
3/2014	MI 7	MI 7	TR	123294	511136	277072	521008	11616	139
3/2014	MI 7	MI 7	TR	123294	511136	277072	523008	312117	7
3/2014	MI 7	MI 7	TR	123315	505038	153808	521932	138744	31
3/2014	MI 7	MI 7	TR	123318	505038	153808	521948	4492	31

**ANR Pipeline Company
 Transportation Services
 Fuel By Route Analysis**
VASCR351

 Reporting Year: *January - December 2014*
 Production Period: 03/2014

<u>Production Period</u>	<u>Receipt Segment</u>	<u>Delivery Segment</u>	<u>Service Class</u>	<u>Svc Req Contract</u>	<u>Receipt Location</u>	<u>Receipt Loc Prop</u>	<u>Delivery Location</u>	<u>Delivery Loc Prop</u>	<u>Fuel Quantity</u>
3/2014	MI 7	MI 7	TR	123362	505038	153808	521932	138744	31
3/2014	MI 7	MI 7	TR	123403	505038	153808	521932	138744	31
3/2014	MI 7	MI 7	TR	123407	505038	153808	521932	138744	4
3/2014	MI 7	MI 7	TR	123407	505038	153808	521948	4492	1
3/2014	MI 7	MI 7	TR	123419	505038	153808	521948	4492	17
3/2014	MI 7	MI 7	TR	123422	505038	153808	521948	4492	11
3/2014	MI 7	MI 7	TR	123489	505038	153808	521636	22992	16
3/2014	MI 7	MI 7	TR	123489	505038	153808	521932	138744	3
3/2014	MI 7	MI 7	TR	123490	505038	153808	521932	138744	3
3/2014	MI 7	MI 7	TR	123495	505038	153808	521636	22992	2
3/2014	MI 7	MI 7	TR	123495	505038	153808	521690	40892	72
3/2014	MI 7	MI 7	TR	123495	505108	243097	521636	22992	13
3/2014	MI 7	MI 7	TR	123495	510005	246067	505038	153808	5
3/2014	MI 7	MI 7	TR	123495	510005	246067	521116	42078	201
3/2014	MI 7	MI 7	TR	123495	510005	246067	521622	110850	38
3/2014	MI 7	MI 7	TR	123495	510005	246067	521636	22992	367
3/2014	MI 7	MI 7	TR	123495	510005	246067	521690	40892	4
3/2014	MI 7	MI 7	TR	123495	511136	277072	521116	42078	24
3/2014	MI 7	MI 7	TR	123495	511136	277072	521622	110850	52
3/2014	MI 7	MI 7	TR	123495	511136	277072	521636	22992	108
3/2014	MI 7	MI 7	TR	123539	505038	153808	521932	138744	31
3/2014	MI 7	MI 7	TR	123631	505038	153808	505415	384818	120
3/2014	MI 7	MI 7	TR	123631	505038	153808	521008	11616	62
3/2014	MI 7	MI 7	TR	123631	505038	153808	521098	108641	27
3/2014	MI 7	MI 7	TR	123631	505038	153808	521116	42078	3
3/2014	MI 7	MI 7	TR	123631	505038	153808	521622	110850	231
3/2014	MI 7	MI 7	TR	123631	505038	153808	521690	40892	31
3/2014	MI 7	MI 7	TR	123631	505038	153808	523008	312117	120
3/2014	MI 7	MI 7	TR	123631	505108	243097	505038	153808	65
3/2014	MI 7	MI 7	TR	123631	510005	246067	505038	153808	33
3/2014	MI 7	MI 7	TR	123631	510005	246067	521008	11616	91
3/2014	MI 7	MI 7	TR	123631	511136	277072	505038	153808	291
3/2014	MI 7	MI 7	TR	123631	511136	277072	521008	11616	472

**ANR Pipeline Company
 Transportation Services
 Fuel By Route Analysis**
VASCR351

 Reporting Year: *January - December 2014*
 Production Period: **03/2014**

<u>Production Period</u>	<u>Receipt Segment</u>	<u>Delivery Segment</u>	<u>Service Class</u>	<u>Svc Req Contract</u>	<u>Receipt Location</u>	<u>Receipt Loc Prop</u>	<u>Delivery Location</u>	<u>Delivery Loc Prop</u>	<u>Fuel Quantity</u>
3/2014	MI 7	MI 7	TR	123631	511136	277072	521690	40892	19
3/2014	MI 7	MI 7	TR	123631	511136	277072	523008	312117	455
3/2014	MI 7	MI 7	TR	123643	511136	277072	521074	40470	11
3/2014	MI 7	MI 7	TR	123648	511136	277072	521074	40470	16
3/2014	MI 7	MI 7	TR	123648	511136	277072	521142	40477	4
3/2014	MI 7	MI 7	TR	123648	511136	277072	521144	11580	3
3/2014	MI 7	MI 7	TR	123715	505108	243097	521008	11616	4
3/2014	MI 7	MI 7	TR	123736	511136	277072	521116	42078	28
3/2014	MI 7	MI 7	TR	123739	505038	153808	505108	243097	13
3/2014	MI 7	MI 7	TR	123739	505038	153808	521008	11616	306
3/2014	MI 7	MI 7	TR	123739	505038	153808	521030	282436	155
3/2014	MI 7	MI 7	TR	123739	505038	153808	521636	22992	22
3/2014	MI 7	MI 7	TR	123739	505038	153808	521690	40892	167
3/2014	MI 7	MI 7	TR	123739	505038	153808	521985	278172	161
3/2014	MI 7	MI 7	TR	123739	510005	246067	505038	153808	562
3/2014	MI 7	MI 7	TR	123739	510005	246067	521008	11616	584
3/2014	MI 7	MI 7	TR	123739	510005	246067	521030	282436	120
3/2014	MI 7	MI 7	TR	123739	510005	246067	521690	40892	147
3/2014	MI 7	MI 7	TR	123739	511136	277072	521030	282436	21
3/2014	MI 7	MI 7	TR	123739	511158	48644	505038	153808	247
3/2014	MI 7	MI 7	TR	123739	513022	338686	505038	153808	1
3/2014	MI 7	MI 7	TR	123739	513022	338686	521030	282436	11
3/2014	MI 7	MI 7	TR	123759	505038	153808	521008	11616	65
3/2014	MI 7	MI 7	TR	123759	505108	243097	505038	153808	6
3/2014	MI 7	MI 7	TR	123761	505038	153808	521690	40892	48
3/2014	MI 7	MI 7	TR	123761	505108	243097	521008	11616	37
3/2014	MI 7	MI 7	TR	123761	505108	243097	521690	40892	228
3/2014	MI 7	MI 7	TR	123761	511136	277072	521008	11616	72
3/2014	MI 7	MI 7	TR	123761	511136	277072	521690	40892	143
3/2014	MI 7	MI 7	TR	123763	505038	153808	505108	243097	676
3/2014	MI 7	MI 7	TR	123763	505038	153808	521690	40892	18
3/2014	MI 7	MI 7	TR	123763	505108	243097	505038	153808	1
3/2014	MI 7	MI 7	TR	123763	505108	243097	521690	40892	25

ANR Pipeline Company Transportation Services Fuel By Route Analysis

VASCR351

 Reporting Year: *January - December 2014*
 Production Period: **03/2014**

<u>Production Period</u>	<u>Receipt Segment</u>	<u>Delivery Segment</u>	<u>Service Class</u>	<u>Svc Req Contract</u>	<u>Receipt Location</u>	<u>Receipt Loc Prop</u>	<u>Delivery Location</u>	<u>Delivery Loc Prop</u>	<u>Fuel Quantity</u>
3/2014	MI 7	MI 7	TR	123770	505038	153808	521098	108641	2
3/2014	MI 7	MI 7	TR	123770	505038	153808	521622	110850	19
3/2014	MI 7	MI 7	TR	123770	505038	153808	521636	22992	18
3/2014	MI 7	MI 7	TR	123770	505038	153808	521932	138744	153
3/2014	MI 7	MI 7	TR	123770	505108	243097	505038	153808	11
3/2014	MI 7	MI 7	TR	123770	505108	243097	521008	11616	47
3/2014	MI 7	MI 7	TR	123770	505108	243097	521622	110850	16
3/2014	MI 7	MI 7	TR	123770	505108	243097	521636	22992	9
3/2014	MI 7	MI 7	TR	123770	510005	246067	505038	153808	38
3/2014	MI 7	MI 7	TR	123770	510005	246067	521622	110850	305
3/2014	MI 7	MI 7	TR	123770	511136	277072	505038	153808	122
3/2014	MI 7	MI 7	TR	123770	511136	277072	521098	108641	9
3/2014	MI 7	MI 7	TR	123770	511136	277072	521622	110850	185
3/2014	MI 7	MI 7	TR	123770	511136	277072	521636	22992	36
3/2014	MI 7	MI 7	TR	123840	505038	153808	521118	11578	6
3/2014	MI 7	MI 7	TR	123840	505038	153808	521122	11751	43
3/2014	MI 7	MI 7	TR	123840	505038	153808	521124	11562	43
3/2014	MI 7	MI 7	TR	123840	505038	153808	521690	40892	33
3/2014	MI 7	MI 7	TR	123840	510005	246067	521116	42078	410
3/2014	MI 7	MI 7	TR	123840	510005	246067	521122	11751	5
3/2014	MI 7	MI 7	TR	123840	510005	246067	521124	11562	5
3/2014	MI 7	MI 7	TR	123840	510005	246067	521690	40892	504
3/2014	MI 7	MI 7	TR	123840	510005	246067	521962	139401	1
3/2014	MI 7	MI 7	TR	123840	511136	277072	521690	40892	25
3/2014	MI 7	MI 7	TR	123894	505038	153808	523008	312117	139
3/2014	MI 7	MI 7	TR	123894	511136	277072	521622	110850	196
3/2014	MI 7	MI 7	TR	123948	505038	153808	521008	11616	6
3/2014	MI 7	MI 7	TR	123948	505038	153808	521074	40470	9
3/2014	MI 7	MI 7	TR	123948	505038	153808	521116	42078	32
3/2014	MI 7	MI 7	TR	123948	505038	153808	521118	11578	13
3/2014	MI 7	MI 7	TR	123948	505038	153808	521120	11795	8
3/2014	MI 7	MI 7	TR	123948	505038	153808	521122	11751	34
3/2014	MI 7	MI 7	TR	123948	505038	153808	521124	11562	11

ANR Pipeline Company Transportation Services Fuel By Route Analysis

VASCR351

Reporting Year: *January - December 2014*
 Production Period: **03/2014**

<u>Production Period</u>	<u>Receipt Segment</u>	<u>Delivery Segment</u>	<u>Service Class</u>	<u>Svc Req Contract</u>	<u>Receipt Location</u>	<u>Receipt Loc Prop</u>	<u>Delivery Location</u>	<u>Delivery Loc Prop</u>	<u>Fuel Quantity</u>
3/2014	MI 7	MI 7	TR	123948	505038	153808	521138	11680	15
3/2014	MI 7	MI 7	TR	123948	505038	153808	521140	11749	16
3/2014	MI 7	MI 7	TR	123948	505038	153808	521142	40477	33
3/2014	MI 7	MI 7	TR	123948	505038	153808	521144	11580	6
3/2014	MI 7	MI 7	TR	123948	505038	153808	521146	11785	3
3/2014	MI 7	MI 7	TR	123948	505038	153808	521156	11572	6
3/2014	MI 7	MI 7	TR	123948	505038	153808	521160	11590	6
3/2014	MI 7	MI 7	TR	123948	505038	153808	521162	11748	51
3/2014	MI 7	MI 7	TR	123948	505038	153808	521636	22992	5
3/2014	MI 7	MI 7	TR	123948	505038	153808	521670	40468	18
3/2014	MI 7	MI 7	TR	123948	505038	153808	521932	138744	8
3/2014	MI 7	MI 7	TR	123948	505108	243097	521116	42078	13
3/2014	MI 7	MI 7	TR	123948	505108	243097	521636	22992	11
3/2014	MI 7	MI 7	TR	123948	510005	246067	505038	153808	20
3/2014	MI 7	MI 7	TR	123948	510005	246067	521074	40470	91
3/2014	MI 7	MI 7	TR	123948	510005	246067	521116	42078	324
3/2014	MI 7	MI 7	TR	123948	510005	246067	521118	11578	111
3/2014	MI 7	MI 7	TR	123948	510005	246067	521120	11795	33
3/2014	MI 7	MI 7	TR	123948	510005	246067	521122	11751	138
3/2014	MI 7	MI 7	TR	123948	510005	246067	521124	11562	55
3/2014	MI 7	MI 7	TR	123948	510005	246067	521138	11680	115
3/2014	MI 7	MI 7	TR	123948	510005	246067	521140	11749	66
3/2014	MI 7	MI 7	TR	123948	510005	246067	521142	40477	91
3/2014	MI 7	MI 7	TR	123948	510005	246067	521144	11580	56
3/2014	MI 7	MI 7	TR	123948	510005	246067	521146	11785	28
3/2014	MI 7	MI 7	TR	123948	510005	246067	521156	11572	56
3/2014	MI 7	MI 7	TR	123948	510005	246067	521160	11590	70
3/2014	MI 7	MI 7	TR	123948	510005	246067	521162	11748	180
3/2014	MI 7	MI 7	TR	123948	510005	246067	521606	216654	20
3/2014	MI 7	MI 7	TR	123948	510005	246067	521636	22992	404
3/2014	MI 7	MI 7	TR	123948	510005	246067	521670	40468	140
3/2014	MI 7	MI 7	TR	123948	510005	246067	521678	140834	126
3/2014	MI 7	MI 7	TR	123948	510005	246067	521690	40892	734

ANR Pipeline Company Transportation Services Fuel By Route Analysis

VASCR351

 Reporting Year: *January - December 2014*
 Production Period: **03/2014**

<u>Production Period</u>	<u>Receipt Segment</u>	<u>Delivery Segment</u>	<u>Service Class</u>	<u>Svc Req Contract</u>	<u>Receipt Location</u>	<u>Receipt Loc Prop</u>	<u>Delivery Location</u>	<u>Delivery Loc Prop</u>	<u>Fuel Quantity</u>
3/2014	MI 7	MI 7	TR	123948	510005	246067	521962	139401	4
3/2014	MI 7	MI 7	TR	123948	510005	246067	523052	467243	12
3/2014	MI 7	MI 7	TR	123948	511136	277072	521116	42078	27
3/2014	MI 7	MI 7	TR	123951	505038	153808	521008	11616	116
3/2014	MI 7	MI 7	TR	123951	505108	243097	505038	153808	249
3/2014	MI 7	MI 7	TR	123951	505108	243097	521008	11616	4,310
3/2014	MI 7	MI 7	TR	123951	505108	243097	521116	42078	90
3/2014	MI 7	MI 7	TR	123951	510005	246067	521008	11616	118
3/2014	MI 7	MI 7	TR	123951	511136	277072	505038	153808	43
3/2014	MI 7	MI 7	TR	123951	511136	277072	521008	11616	683
3/2014	MI 7	MI 7	TR	123951	511136	277072	521636	22992	27
3/2014	MI 7	MI 7	TR	123979	505108	243097	521008	11616	256
3/2014	MI 7	MI 7	TR	123979	505108	243097	521636	22992	8
3/2014	MI 7	MI 7	TR	123979	505108	243097	521690	40892	71
3/2014	MI 7	MI 7	TR	123986	505038	153808	521116	42078	49
3/2014	MI 7	MI 7	TR	123986	505038	153808	521146	11785	13
3/2014	MI 7	MI 7	TR	123986	505038	153808	521154	11574	1
3/2014	MI 7	MI 7	TR	123986	505038	153808	521162	11748	12
3/2014	MI 7	MI 7	TR	123986	505038	153808	521636	22992	48
3/2014	MI 7	MI 7	TR	123986	505038	153808	521690	40892	2
3/2014	MI 7	MI 7	TR	123986	505108	243097	521116	42078	18
3/2014	MI 7	MI 7	TR	123986	505108	243097	521636	22992	15
3/2014	MI 7	MI 7	TR	123986	511136	277072	505038	153808	171
3/2014	MI 7	MI 7	TR	123986	511136	277072	521074	40470	31
3/2014	MI 7	MI 7	TR	123986	511136	277072	521116	42078	141
3/2014	MI 7	MI 7	TR	123986	511136	277072	521142	40477	34
3/2014	MI 7	MI 7	TR	123986	511136	277072	521144	11580	22
3/2014	MI 7	MI 7	TR	123986	511136	277072	521146	11785	78
3/2014	MI 7	MI 7	TR	123986	511136	277072	521154	11574	85
3/2014	MI 7	MI 7	TR	123986	511136	277072	521156	11572	53
3/2014	MI 7	MI 7	TR	123986	511136	277072	521158	11581	81
3/2014	MI 7	MI 7	TR	123986	511136	277072	521162	11748	68
3/2014	MI 7	MI 7	TR	123986	511136	277072	521636	22992	237

**ANR Pipeline Company
 Transportation Services
 Fuel By Route Analysis**
VASCR351

 Reporting Year: *January - December 2014*
 Production Period: **03/2014**

<u>Production Period</u>	<u>Receipt Segment</u>	<u>Delivery Segment</u>	<u>Service Class</u>	<u>Svc Req Contract</u>	<u>Receipt Location</u>	<u>Receipt Loc Prop</u>	<u>Delivery Location</u>	<u>Delivery Loc Prop</u>	<u>Fuel Quantity</u>
3/2014	MI 7	MI 7	TR	123986	511136	277072	521962	139401	124
3/2014	MI 7	MI 7	TR	123987	505038	153808	521116	42078	81
3/2014	MI 7	MI 7	TR	123987	511136	277072	521116	42078	756
3/2014	MI 7	MI 7	TR	123988	505038	153808	521008	11616	40
3/2014	MI 7	MI 7	TR	123988	505038	153808	521622	110850	72
3/2014	MI 7	MI 7	TR	123988	505038	153808	521690	40892	29
3/2014	MI 7	MI 7	TR	123988	505108	243097	521122	11751	2
3/2014	MI 7	MI 7	TR	123988	510005	246067	521008	11616	49
3/2014	MI 7	MI 7	TR	123988	510005	246067	521116	42078	138
3/2014	MI 7	MI 7	TR	123988	510005	246067	521122	11751	1
3/2014	MI 7	MI 7	TR	123988	510005	246067	521622	110850	216
3/2014	MI 7	MI 7	TR	123988	510005	246067	521636	22992	560
3/2014	MI 7	MI 7	TR	123988	510005	246067	521690	40892	952
3/2014	MI 7	MI 7	TR	123989	505108	243097	521636	22992	100
3/2014	MI 7	MI 7	TR	123989	510005	246067	521636	22992	1,423
3/2014	MI 7	MI 7	TR	123989	511136	277072	521636	22992	4,832
3/2014	MI 7	MI 7	TR	123991	505038	153808	521008	11616	54
3/2014	MI 7	MI 7	TR	123991	505038	153808	521622	110850	14
3/2014	MI 7	MI 7	TR	123991	505038	153808	521636	22992	35
3/2014	MI 7	MI 7	TR	123991	510005	246067	521008	11616	162
3/2014	MI 7	MI 7	TR	123991	510005	246067	521116	42078	230
3/2014	MI 7	MI 7	TR	123991	510005	246067	521622	110850	202
3/2014	MI 7	MI 7	TR	123991	510005	246067	521636	22992	509
3/2014	MI 7	MI 7	TR	123991	510005	246067	521690	40892	342
3/2014	MI 7	MI 7	TR	123991	511136	277072	521690	40892	108
3/2014	MI 7	MI 7	TR	123998	511136	277072	521116	42078	8
3/2014	MI 7	MI 7	TR	123998	511136	277072	521118	11578	19
3/2014	MI 7	MI 7	TR	123998	511136	277072	521124	11562	1
3/2014	MI 7	MI 7	TR	123998	511136	277072	521138	11680	2
3/2014	MI 7	MI 7	TR	123998	511136	277072	521622	110850	31
3/2014	MI 7	MI 7	TR	123998	511136	277072	521670	40468	14
3/2014	MI 7	MI 7	TR	123998	511136	277072	521690	40892	26
3/2014	MI 7	MI 7	TR	123998	513022	338686	521116	42078	2

ANR Pipeline Company Transportation Services Fuel By Route Analysis

VASCR351

 Reporting Year: *January - December 2014*
 Production Period: **03/2014**

<u>Production Period</u>	<u>Receipt Segment</u>	<u>Delivery Segment</u>	<u>Service Class</u>	<u>Svc Req Contract</u>	<u>Receipt Location</u>	<u>Receipt Loc Prop</u>	<u>Delivery Location</u>	<u>Delivery Loc Prop</u>	<u>Fuel Quantity</u>
3/2014	MI 7	MI 7	TR	123998	513022	338686	521118	11578	16
3/2014	MI 7	MI 7	TR	123998	513022	338686	521122	11751	5
3/2014	MI 7	MI 7	TR	123998	513022	338686	521124	11562	5
3/2014	MI 7	MI 7	TR	123998	513022	338686	521138	11680	17
3/2014	MI 7	MI 7	TR	123998	513022	338686	521670	40468	17
3/2014	MI 7	MI 7	TR	124010	505038	153808	505108	243097	78
3/2014	MI 7	MI 7	TR	124010	505038	153808	510005	246067	91
3/2014	MI 7	MI 7	TR	124010	505038	153808	521030	282436	202
3/2014	MI 7	MI 7	TR	124010	505038	153808	521690	40892	53
3/2014	MI 7	MI 7	TR	124010	510005	246067	505038	153808	68
3/2014	MI 7	MI 7	TR	124010	510005	246067	521008	11616	210
3/2014	MI 7	MI 7	TR	124010	510005	246067	521030	282436	203
3/2014	MI 7	MI 7	TR	124010	510005	246067	521690	40892	463
3/2014	MI 7	MI 7	TR	124010	511136	277072	505038	153808	35
3/2014	MI 7	MI 7	TR	124010	511158	48644	505038	153808	840
3/2014	MI 7	MI 7	TR	124010	511158	48644	521030	282436	27
3/2014	MI 7	MI 7	TR	124017	505038	153808	521116	42078	37
3/2014	MI 7	MI 7	TR	124017	505038	153808	521138	11680	16
3/2014	MI 7	MI 7	TR	124017	505038	153808	521690	40892	29
3/2014	MI 7	MI 7	TR	124017	505038	153808	521932	138744	27
3/2014	MI 7	MI 7	TR	124017	505108	243097	505038	153808	5
3/2014	MI 7	MI 7	TR	124017	505108	243097	521138	11680	2
3/2014	MI 7	MI 7	TR	124017	505108	243097	521690	40892	1
3/2014	MI 7	MI 7	TR	124017	510005	246067	521116	42078	20
3/2014	MI 7	MI 7	TR	124017	511136	277072	505038	153808	58
3/2014	MI 7	MI 7	TR	124019	505108	243097	521008	11616	81
3/2014	MI 7	MI 7	TR	124019	511136	277072	521690	40892	71
3/2014	MI 7	MI 7	TR	124042	505038	153808	505108	243097	14
3/2014	MI 7	MI 7	TR	124042	505038	153808	521116	42078	36
3/2014	MI 7	MI 7	TR	124042	505038	153808	521622	110850	7
3/2014	MI 7	MI 7	TR	124042	505038	153808	521932	138744	18
3/2014	MI 7	MI 7	TR	124042	505108	243097	505038	153808	37
3/2014	MI 7	MI 7	TR	124042	505108	243097	521116	42078	23

ANR Pipeline Company Transportation Services Fuel By Route Analysis

VASCR351

 Reporting Year: *January - December 2014*
 Production Period: **03/2014**

<u>Production Period</u>	<u>Receipt Segment</u>	<u>Delivery Segment</u>	<u>Service Class</u>	<u>Svc Req Contract</u>	<u>Receipt Location</u>	<u>Receipt Loc Prop</u>	<u>Delivery Location</u>	<u>Delivery Loc Prop</u>	<u>Fuel Quantity</u>
3/2014	MI 7	MI 7	TR	124042	505108	243097	521118	11578	34
3/2014	MI 7	MI 7	TR	124042	505108	243097	521622	110850	36
3/2014	MI 7	MI 7	TR	124042	510005	246067	505038	153808	88
3/2014	MI 7	MI 7	TR	124042	511136	277072	505038	153808	217
3/2014	MI 7	MI 7	TR	124042	511136	277072	521622	110850	5
3/2014	MI 7	MI 7	TR	124045	505038	153808	505108	243097	4
3/2014	MI 7	MI 7	TR	124045	505038	153808	521116	42078	33
3/2014	MI 7	MI 7	TR	124045	505038	153808	521138	11680	6
3/2014	MI 7	MI 7	TR	124045	505038	153808	521690	40892	79
3/2014	MI 7	MI 7	TR	124045	505038	153808	521932	138744	29
3/2014	MI 7	MI 7	TR	124045	505108	243097	505038	153808	25
3/2014	MI 7	MI 7	TR	124045	510005	246067	521116	42078	75
3/2014	MI 7	MI 7	TR	124045	511136	277072	505038	153808	93
3/2014	MI 7	MI 7	TR	124068	511136	277072	521142	40477	1
3/2014	MI 7	MI 7	TR	124068	511136	277072	521144	11580	8
3/2014	MI 7	MI 7	TR	124069	505108	243097	505017	139249	1,071
3/2014	MI 7	MI 7	TR	124069	511136	277072	505017	139249	944
3/2014	MI 7	MI 7	TR	124070	505038	153808	505017	139249	22
3/2014	MI 7	MI 7	TR	124070	505038	153808	521690	40892	140
3/2014	MI 7	MI 7	TR	124070	510005	246067	505017	139249	159
3/2014	MI 7	MI 7	TR	124070	510005	246067	521008	11616	5
3/2014	MI 7	MI 7	TR	124070	510005	246067	521122	11751	70
3/2014	MI 7	MI 7	TR	124070	510005	246067	521124	11562	70
3/2014	MI 7	MI 7	TR	124070	510005	246067	521690	40892	599
3/2014	MI 7	MI 7	TR	124070	511136	277072	505017	139249	11
3/2014	MI 7	MI 7	TR	124070	511136	277072	521118	11578	1
3/2014	MI 7	MI 7	TR	124070	511136	277072	521122	11751	5
3/2014	MI 7	MI 7	TR	124070	511136	277072	521124	11562	6
3/2014	MI 7	MI 7	TR	124070	511136	277072	521142	40477	1
3/2014	MI 7	MI 7	TR	124070	511136	277072	521690	40892	121
3/2014	MI 7	MI 7	TR	124071	505038	153808	505017	139249	983
3/2014	MI 7	MI 7	TR	124071	505038	153808	521622	110850	72
3/2014	MI 7	MI 7	TR	124071	505038	153808	521678	140834	586

ANR Pipeline Company Transportation Services Fuel By Route Analysis

VASCR351

 Reporting Year: *January - December 2014*
 Production Period: **03/2014**

<u>Production Period</u>	<u>Receipt Segment</u>	<u>Delivery Segment</u>	<u>Service Class</u>	<u>Svc Req Contract</u>	<u>Receipt Location</u>	<u>Receipt Loc Prop</u>	<u>Delivery Location</u>	<u>Delivery Loc Prop</u>	<u>Fuel Quantity</u>
3/2014	MI 7	MI 7	TR	124071	510005	246067	505017	139249	769
3/2014	MI 7	MI 7	TR	124071	510005	246067	521678	140834	200
3/2014	MI 7	MI 7	TR	124071	511136	277072	505017	139249	106
3/2014	MI 7	MI 7	TR	124073	505038	153808	521690	40892	105
3/2014	MI 7	MI 7	TR	124073	505108	243097	521008	11616	244
3/2014	MI 7	MI 7	TR	124073	505108	243097	521636	22992	18
3/2014	MI 7	MI 7	TR	124073	505108	243097	521690	40892	16
3/2014	MI 7	MI 7	TR	124073	511158	48644	521690	40892	23
3/2014	MI 7	MI 7	TR	124074	505038	153808	521690	40892	29
3/2014	MI 7	MI 7	TR	124074	505108	243097	521690	40892	205
3/2014	MI 7	MI 7	TR	124074	511136	277072	521690	40892	18
3/2014	MI 7	MI 7	TR	124079	505108	243097	521116	42078	114
3/2014	MI 7	MI 7	TR	124093	505038	153808	521116	42078	17
3/2014	MI 7	MI 7	TR	124093	505038	153808	521604	150409	28
3/2014	MI 7	MI 7	TR	124093	505038	153808	521962	139401	45
3/2014	MI 7	MI 7	TR	124093	511136	277072	521604	150409	42
3/2014	MI 7	MI 7	TR	124093	511162	153853	521116	42078	18
3/2014	MI 7	MI 7	TR	124093	511162	153853	521962	139401	18
3/2014	MI 7	MI 7	TR	124094	505038	153808	521116	42078	2
3/2014	MI 7	MI 7	TR	124094	505038	153808	521604	150409	7
3/2014	MI 7	MI 7	TR	124094	505038	153808	521690	40892	44
3/2014	MI 7	MI 7	TR	124094	505038	153808	521962	139401	40
3/2014	MI 7	MI 7	TR	124094	511136	277072	505038	153808	4
3/2014	MI 7	MI 7	TR	124094	511136	277072	521014	153852	18
3/2014	MI 7	MI 7	TR	124094	511136	277072	521116	42078	39
3/2014	MI 7	MI 7	TR	124094	511136	277072	521604	150409	278
3/2014	MI 7	MI 7	TR	124094	511136	277072	521636	22992	9
3/2014	MI 7	MI 7	TR	124094	511136	277072	521962	139401	58
3/2014	MI 7	MI 7	TR	124094	511162	153853	521116	42078	11
3/2014	MI 7	MI 7	TR	124094	511162	153853	521690	40892	53
3/2014	MI 7	MI 7	TR	124117	505038	153808	521636	22992	11
3/2014	MI 7	MI 7	TR	124148	510005	246067	505038	153808	21
3/2014	MI 7	MI 7	TR	124148	510005	246067	521116	42078	14

**ANR Pipeline Company
 Transportation Services
 Fuel By Route Analysis**

VASCR351

Reporting Year: *January - December 2014*
 Production Period: **03/2014**

<u>Production Period</u>	<u>Receipt Segment</u>	<u>Delivery Segment</u>	<u>Service Class</u>	<u>Svc Req Contract</u>	<u>Receipt Location</u>	<u>Receipt Loc Prop</u>	<u>Delivery Location</u>	<u>Delivery Loc Prop</u>	<u>Fuel Quantity</u>
3/2014	MI 7	MI 7	TR	124154	505038	153808	505108	243097	21
3/2014	MI 7	MI 7	TR	124162	505108	243097	521116	42078	30
3/2014	MI 7	MI 7	TR	124163	505038	153808	521636	22992	9
3/2014	MI 7	MI 7	TR	124164	505038	153808	505108	243097	17
3/2014	MI 7	MI 7	TR	124185	510005	246067	521636	22992	219
3/2014	MI 7	MI 7	TR	124185	511136	277072	521636	22992	73
3/2014	MI 7	MI 7	TS	109138	505038	153808	505038	153808	1
3/2014	MI 7	MI 7	TS	109155	505038	153808	505038	153808	9
3/2014	MI 7	MI 7	TS	109171	505038	153808	505038	153808	3
	Segment								148,362
3/2014	MI 7	MW 6	TR	750	505038	153808	505014	139246	34
3/2014	MI 7	MW 6	TR	1800	505038	153808	505013	139241	488
3/2014	MI 7	MW 6	TR	108985	505038	153808	505005	139233	40
3/2014	MI 7	MW 6	TR	113046	505038	153808	521470	4738	31
3/2014	MI 7	MW 6	TR	118249	505038	153808	505013	139241	7
3/2014	MI 7	MW 6	TR	120868	505108	243097	521434	4619	5
3/2014	MI 7	MW 6	TR	120868	505108	243097	521470	4738	5
3/2014	MI 7	MW 6	TR	122582	505038	153808	521482	4741	176
3/2014	MI 7	MW 6	TR	123393	505038	153808	521420	4602	29
3/2014	MI 7	MW 6	TS	109137	505038	153808	521492	4604	31
3/2014	MI 7	MW 6	TS	109139	505038	153808	521424	13215	10
3/2014	MI 7	MW 6	TS	109143	505038	153808	521430	40195	5
3/2014	MI 7	MW 6	TS	109146	505038	153808	521496	4689	1
3/2014	MI 7	MW 6	TS	109148	505038	153808	521566	12977	2
3/2014	MI 7	MW 6	TS	109150	505038	153808	505029	139367	107
3/2014	MI 7	MW 6	TS	109152	505038	153808	521524	3973	55
3/2014	MI 7	MW 6	TS	109153	505038	153808	521422	12976	22
3/2014	MI 7	MW 6	TS	109155	505038	153808	521498	4857	1
3/2014	MI 7	MW 6	TS	109163	505038	153808	521502	4747	5
3/2014	MI 7	MW 6	TS	109169	505038	153808	521418	12991	21
3/2014	MI 7	MW 6	TS	109170	505038	153808	521494	4605	10
3/2014	MI 7	MW 6	TS	109171	505038	153808	521428	40193	23
3/2014	MI 7	MW 6	TS	109198	505038	153808	521426	40183	7

**ANR Pipeline Company
 Transportation Services
 Fuel By Route Analysis**
VASCR351

 Reporting Year: *January - December 2014*
 Production Period: **03/2014**

<u>Production Period</u>	<u>Receipt Segment</u>	<u>Delivery Segment</u>	<u>Service Class</u>	<u>Svc Req Contract</u>	<u>Receipt Location</u>	<u>Receipt Loc Prop</u>	<u>Delivery Location</u>	<u>Delivery Loc Prop</u>	<u>Fuel Quantity</u>
3/2014	MI 7	MW 6	TS	109199	505038	153808	521500	4693	7
3/2014	MI 7	MW 6	TS	110863	505038	153808	521608	171759	26
		Segment							1,148
3/2014	MI 7	WI 7	TR	850	505038	153808	505025	139257	514
3/2014	MI 7	WI 7	TR	850	505108	243097	505025	139257	84
3/2014	MI 7	WI 7	TR	1600	505038	153808	505026	139258	3,084
3/2014	MI 7	WI 7	TR	1600	505108	243097	505026	139258	135
3/2014	MI 7	WI 7	TR	1600	511136	277072	505026	139258	135
3/2014	MI 7	WI 7	TR	105424	511136	277072	521250	28841	1
3/2014	MI 7	WI 7	TR	105428	511136	277072	521250	28841	1
3/2014	MI 7	WI 7	TR	105428	511136	277072	521262	36868	209
3/2014	MI 7	WI 7	TR	105429	511136	277072	521250	28841	4
3/2014	MI 7	WI 7	TR	105430	511136	277072	521676	100052	1
3/2014	MI 7	WI 7	TR	106052	511136	277072	521324	28794	155
3/2014	MI 7	WI 7	TR	106054	511136	277072	521178	28883	465
3/2014	MI 7	WI 7	TR	106055	505038	153808	521178	28883	279
3/2014	MI 7	WI 7	TR	106055	511136	277072	521178	28883	62
3/2014	MI 7	WI 7	TR	106211	505038	153808	510033	28873	880
3/2014	MI 7	WI 7	TR	106686	511136	277072	521266	28702	32
3/2014	MI 7	WI 7	TR	106955	511136	277072	521172	28846	80
3/2014	MI 7	WI 7	TR	107161	511136	277072	521266	28702	88
3/2014	MI 7	WI 7	TR	107306	511136	277072	521298	28736	62
3/2014	MI 7	WI 7	TR	107478	511136	277072	521324	28794	434
3/2014	MI 7	WI 7	TR	107784	505108	243097	505023	139255	434
3/2014	MI 7	WI 7	TR	107784	511136	277072	505023	139255	1,116
3/2014	MI 7	WI 7	TR	107877	505038	153808	505023	139255	882
3/2014	MI 7	WI 7	TR	107896	510005	246067	505024	139256	1,953
3/2014	MI 7	WI 7	TR	107897	505038	153808	505024	139256	1,116
3/2014	MI 7	WI 7	TR	107897	505108	243097	505024	139256	654
3/2014	MI 7	WI 7	TR	107897	510005	246067	505024	139256	1,001
3/2014	MI 7	WI 7	TR	107897	511136	277072	505024	139256	1,106
3/2014	MI 7	WI 7	TR	108014	505108	243097	505023	139255	124
3/2014	MI 7	WI 7	TR	108014	510005	246067	505023	139255	1,116

**ANR Pipeline Company
 Transportation Services
 Fuel By Route Analysis**
VASCR351

 Reporting Year: *January - December 2014*
 Production Period: **03/2014**

<u>Production Period</u>	<u>Receipt Segment</u>	<u>Delivery Segment</u>	<u>Service Class</u>	<u>Svc Req Contract</u>	<u>Receipt Location</u>	<u>Receipt Loc Prop</u>	<u>Delivery Location</u>	<u>Delivery Loc Prop</u>	<u>Fuel Quantity</u>
3/2014	MI 7	WI 7	TR	108014	511136	277072	505023	139255	580
3/2014	MI 7	WI 7	TR	108179	505038	153808	523032	384134	24
3/2014	MI 7	WI 7	TR	108179	505108	243097	523032	384134	144
3/2014	MI 7	WI 7	TR	108283	511136	277072	521310	28743	682
3/2014	MI 7	WI 7	TR	108288	511136	277072	521198	28782	6
3/2014	MI 7	WI 7	TR	108288	511136	277072	521810	36869	147
3/2014	MI 7	WI 7	TR	109021	505038	153808	521034	183670	968
3/2014	MI 7	WI 7	TR	109022	505038	153808	521610	261574	209
3/2014	MI 7	WI 7	TR	109023	505038	153808	521994	3908	615
3/2014	MI 7	WI 7	TR	109024	510005	246067	521034	183670	122
3/2014	MI 7	WI 7	TR	109025	510005	246067	521610	261574	1,759
3/2014	MI 7	WI 7	TR	109179	511136	277072	521176	28859	31
3/2014	MI 7	WI 7	TR	109182	511136	277072	521250	28841	62
3/2014	MI 7	WI 7	TR	109183	511136	277072	521172	28846	14
3/2014	MI 7	WI 7	TR	109183	511136	277072	521356	28774	203
3/2014	MI 7	WI 7	TR	109218	505038	153808	505023	139255	330
3/2014	MI 7	WI 7	TR	109218	510005	246067	505023	139255	54
3/2014	MI 7	WI 7	TR	109222	505038	153808	505024	139256	1,300
3/2014	MI 7	WI 7	TR	109415	511136	277072	521316	28831	403
3/2014	MI 7	WI 7	TR	109610	510005	246067	521392	28730	31
3/2014	MI 7	WI 7	TR	109854	505038	153808	505023	139255	993
3/2014	MI 7	WI 7	TR	109893	511136	277072	521676	100052	31
3/2014	MI 7	WI 7	TR	109893	511136	277072	523034	384136	22
3/2014	MI 7	WI 7	TR	109950	511136	277072	521676	100052	62
3/2014	MI 7	WI 7	TR	109952	511136	277072	521330	28761	155
3/2014	MI 7	WI 7	TR	109956	511136	277072	521330	28761	11
3/2014	MI 7	WI 7	TR	109974	505038	153808	521172	28846	16
3/2014	MI 7	WI 7	TR	109974	505038	153808	523034	384136	469
3/2014	MI 7	WI 7	TR	109974	505108	243097	521172	28846	35
3/2014	MI 7	WI 7	TR	109974	505108	243097	521250	28841	3
3/2014	MI 7	WI 7	TR	109974	505108	243097	521784	28720	3
3/2014	MI 7	WI 7	TR	109974	505108	243097	523034	384136	165
3/2014	MI 7	WI 7	TR	109974	505230	153728	521172	28846	23

**ANR Pipeline Company
 Transportation Services
 Fuel By Route Analysis**
VASCR351

 Reporting Year: *January - December 2014*
 Production Period: 03/2014

<u>Production Period</u>	<u>Receipt Segment</u>	<u>Delivery Segment</u>	<u>Service Class</u>	<u>Svc Req Contract</u>	<u>Receipt Location</u>	<u>Receipt Loc Prop</u>	<u>Delivery Location</u>	<u>Delivery Loc Prop</u>	<u>Fuel Quantity</u>
3/2014	MI 7	WI 7	TR	109974	505230	153728	521250	28841	8
3/2014	MI 7	WI 7	TR	109974	505230	153728	521784	28720	1
3/2014	MI 7	WI 7	TR	109974	510005	246067	521172	28846	58
3/2014	MI 7	WI 7	TR	109974	510005	246067	521250	28841	5
3/2014	MI 7	WI 7	TR	109974	510005	246067	521784	28720	4
3/2014	MI 7	WI 7	TR	109974	510005	246067	523034	384136	566
3/2014	MI 7	WI 7	TR	109974	511136	277072	521172	28846	63
3/2014	MI 7	WI 7	TR	109974	511136	277072	521250	28841	11
3/2014	MI 7	WI 7	TR	109974	511136	277072	521784	28720	13
3/2014	MI 7	WI 7	TR	109974	511136	277072	523034	384136	240
3/2014	MI 7	WI 7	TR	109976	505038	153808	523034	384136	303
3/2014	MI 7	WI 7	TR	110407	511136	277072	521810	36869	93
3/2014	MI 7	WI 7	TR	110885	505038	153808	521186	42139	2
3/2014	MI 7	WI 7	TR	110885	505038	153808	523034	384136	1
3/2014	MI 7	WI 7	TR	110885	511136	277072	521172	28846	5
3/2014	MI 7	WI 7	TR	110904	505038	153808	505025	139257	444
3/2014	MI 7	WI 7	TR	110904	505038	153808	521654	284917	24
3/2014	MI 7	WI 7	TR	110905	505038	153808	505025	139257	415
3/2014	MI 7	WI 7	TR	110905	505038	153808	521654	284917	24
3/2014	MI 7	WI 7	TR	111061	511136	277072	521330	28761	217
3/2014	MI 7	WI 7	TR	111119	505038	153808	521176	28859	1
3/2014	MI 7	WI 7	TR	111119	505038	153808	521178	28883	5
3/2014	MI 7	WI 7	TR	111119	505038	153808	521196	28771	4
3/2014	MI 7	WI 7	TR	111119	505038	153808	521246	28844	4
3/2014	MI 7	WI 7	TR	111119	505038	153808	521298	28736	2
3/2014	MI 7	WI 7	TR	111119	505038	153808	521314	28661	2
3/2014	MI 7	WI 7	TR	111119	505038	153808	521676	100052	5
3/2014	MI 7	WI 7	TR	111119	505038	153808	521784	28720	2
3/2014	MI 7	WI 7	TR	111119	505108	243097	521012	40226	5
3/2014	MI 7	WI 7	TR	111119	505108	243097	521172	28846	11
3/2014	MI 7	WI 7	TR	111119	505108	243097	521350	28660	2
3/2014	MI 7	WI 7	TR	111119	510029	2610	521012	40226	12
3/2014	MI 7	WI 7	TR	111119	510029	2610	521168	28834	4

**ANR Pipeline Company
 Transportation Services
 Fuel By Route Analysis**
VASCR351

 Reporting Year: *January - December 2014*
 Production Period: **03/2014**

<u>Production Period</u>	<u>Receipt Segment</u>	<u>Delivery Segment</u>	<u>Service Class</u>	<u>Svc Req Contract</u>	<u>Receipt Location</u>	<u>Receipt Loc Prop</u>	<u>Delivery Location</u>	<u>Delivery Loc Prop</u>	<u>Fuel Quantity</u>
3/2014	MI 7	WI 7	TR	111119	510029	2610	521172	28846	25
3/2014	MI 7	WI 7	TR	111119	510029	2610	521178	28883	6
3/2014	MI 7	WI 7	TR	111119	510029	2610	521196	28771	10
3/2014	MI 7	WI 7	TR	111119	510029	2610	521210	28828	3
3/2014	MI 7	WI 7	TR	111119	510029	2610	521226	28881	1
3/2014	MI 7	WI 7	TR	111119	510029	2610	521246	28844	4
3/2014	MI 7	WI 7	TR	111119	510029	2610	521266	28702	5
3/2014	MI 7	WI 7	TR	111119	510029	2610	521298	28736	7
3/2014	MI 7	WI 7	TR	111119	510029	2610	521314	28661	3
3/2014	MI 7	WI 7	TR	111119	510029	2610	521322	28868	6
3/2014	MI 7	WI 7	TR	111119	510029	2610	521350	28660	4
3/2014	MI 7	WI 7	TR	111119	510029	2610	521676	100052	5
3/2014	MI 7	WI 7	TR	111119	510029	2610	521786	28798	3
3/2014	MI 7	WI 7	TR	111119	511136	277072	521012	40226	10
3/2014	MI 7	WI 7	TR	111119	511136	277072	521172	28846	232
3/2014	MI 7	WI 7	TR	111119	511136	277072	521174	28778	4
3/2014	MI 7	WI 7	TR	111119	511136	277072	521176	28859	5
3/2014	MI 7	WI 7	TR	111119	511136	277072	521178	28883	13
3/2014	MI 7	WI 7	TR	111119	511136	277072	521186	42139	3
3/2014	MI 7	WI 7	TR	111119	511136	277072	521196	28771	12
3/2014	MI 7	WI 7	TR	111119	511136	277072	521210	28828	7
3/2014	MI 7	WI 7	TR	111119	511136	277072	521226	28881	12
3/2014	MI 7	WI 7	TR	111119	511136	277072	521246	28844	7
3/2014	MI 7	WI 7	TR	111119	511136	277072	521266	28702	47
3/2014	MI 7	WI 7	TR	111119	511136	277072	521298	28736	3
3/2014	MI 7	WI 7	TR	111119	511136	277072	521314	28661	23
3/2014	MI 7	WI 7	TR	111119	511136	277072	521324	28794	3
3/2014	MI 7	WI 7	TR	111119	511136	277072	521350	28660	53
3/2014	MI 7	WI 7	TR	111119	511136	277072	521676	100052	12
3/2014	MI 7	WI 7	TR	111119	511136	277072	521784	28720	4
3/2014	MI 7	WI 7	TR	111119	511136	277072	521786	28798	2
3/2014	MI 7	WI 7	TR	111119	511136	277072	521814	36934	37
3/2014	MI 7	WI 7	TR	111200	505108	243097	505025	139257	98

**ANR Pipeline Company
 Transportation Services
 Fuel By Route Analysis**

VASCR351

**Reporting Year: January - December 2014
 Production Period: 03/2014**

<u>Production Period</u>	<u>Receipt Segment</u>	<u>Delivery Segment</u>	<u>Service Class</u>	<u>Svc Req Contract</u>	<u>Receipt Location</u>	<u>Receipt Loc Prop</u>	<u>Delivery Location</u>	<u>Delivery Loc Prop</u>	<u>Fuel Quantity</u>
3/2014	MI 7	WI 7	TR	111201	511136	277072	521250	28841	14
3/2014	MI 7	WI 7	TR	111201	511136	277072	521262	36868	2
3/2014	MI 7	WI 7	TR	111202	511136	277072	521172	28846	23
3/2014	MI 7	WI 7	TR	111203	511136	277072	521298	28736	56
3/2014	MI 7	WI 7	TR	111284	510005	246067	505024	139256	62
3/2014	MI 7	WI 7	TR	111284	511136	277072	505024	139256	496
3/2014	MI 7	WI 7	TR	111296	505108	243097	505026	139258	1,116
3/2014	MI 7	WI 7	TR	111297	505108	243097	505023	139255	836
3/2014	MI 7	WI 7	TR	111297	511136	277072	505023	139255	1,271
3/2014	MI 7	WI 7	TR	111316	510005	246067	521370	28788	55
3/2014	MI 7	WI 7	TR	111481	511136	277072	523034	384136	5
3/2014	MI 7	WI 7	TR	111718	511136	277072	521012	40226	48
3/2014	MI 7	WI 7	TR	111718	511136	277072	521168	28834	13
3/2014	MI 7	WI 7	TR	111718	511136	277072	521172	28846	79
3/2014	MI 7	WI 7	TR	111718	511136	277072	521174	28778	1
3/2014	MI 7	WI 7	TR	111718	511136	277072	521176	28859	23
3/2014	MI 7	WI 7	TR	111718	511136	277072	521178	28883	82
3/2014	MI 7	WI 7	TR	111718	511136	277072	521186	42139	18
3/2014	MI 7	WI 7	TR	111718	511136	277072	521196	28771	72
3/2014	MI 7	WI 7	TR	111718	511136	277072	521210	28828	18
3/2014	MI 7	WI 7	TR	111718	511136	277072	521226	28881	3
3/2014	MI 7	WI 7	TR	111718	511136	277072	521238	28836	1
3/2014	MI 7	WI 7	TR	111718	511136	277072	521246	28844	120
3/2014	MI 7	WI 7	TR	111718	511136	277072	521266	28702	59
3/2014	MI 7	WI 7	TR	111718	511136	277072	521298	28736	35
3/2014	MI 7	WI 7	TR	111718	511136	277072	521314	28661	22
3/2014	MI 7	WI 7	TR	111718	511136	277072	521322	28868	48
3/2014	MI 7	WI 7	TR	111718	511136	277072	521324	28794	16
3/2014	MI 7	WI 7	TR	111718	511136	277072	521350	28660	37
3/2014	MI 7	WI 7	TR	111718	511136	277072	521676	100052	110
3/2014	MI 7	WI 7	TR	111718	511136	277072	521784	28720	78
3/2014	MI 7	WI 7	TR	111718	511136	277072	521786	28798	22
3/2014	MI 7	WI 7	TR	111718	511136	277072	521814	36934	10

**ANR Pipeline Company
 Transportation Services
 Fuel By Route Analysis**

VASCR351

Reporting Year: *January - December 2014*
 Production Period: **03/2014**

<u>Production Period</u>	<u>Receipt Segment</u>	<u>Delivery Segment</u>	<u>Service Class</u>	<u>Svc Req Contract</u>	<u>Receipt Location</u>	<u>Receipt Loc Prop</u>	<u>Delivery Location</u>	<u>Delivery Loc Prop</u>	<u>Fuel Quantity</u>
3/2014	MI 7	WI 7	TR	111718	511136	277072	523034	384136	45
3/2014	MI 7	WI 7	TR	111721	511136	277072	521012	40226	93
3/2014	MI 7	WI 7	TR	111721	511136	277072	521172	28846	129
3/2014	MI 7	WI 7	TR	111721	511136	277072	521176	28859	31
3/2014	MI 7	WI 7	TR	111721	511136	277072	521178	28883	6
3/2014	MI 7	WI 7	TR	111721	511136	277072	521180	28875	26
3/2014	MI 7	WI 7	TR	111721	511136	277072	521182	28854	62
3/2014	MI 7	WI 7	TR	111721	511136	277072	521200	28679	31
3/2014	MI 7	WI 7	TR	111721	511136	277072	521212	28882	31
3/2014	MI 7	WI 7	TR	111721	511136	277072	521214	40197	62
3/2014	MI 7	WI 7	TR	111721	511136	277072	521218	28865	62
3/2014	MI 7	WI 7	TR	111721	511136	277072	521220	28766	62
3/2014	MI 7	WI 7	TR	111721	511136	277072	521240	28759	29
3/2014	MI 7	WI 7	TR	111721	511136	277072	521246	28844	124
3/2014	MI 7	WI 7	TR	111721	511136	277072	521250	28841	124
3/2014	MI 7	WI 7	TR	111721	511136	277072	521262	36868	64
3/2014	MI 7	WI 7	TR	111721	511136	277072	521266	28702	69
3/2014	MI 7	WI 7	TR	111721	511136	277072	521302	28747	62
3/2014	MI 7	WI 7	TR	111721	511136	277072	521314	28661	62
3/2014	MI 7	WI 7	TR	111721	511136	277072	521318	28829	31
3/2014	MI 7	WI 7	TR	111721	511136	277072	521322	28868	142
3/2014	MI 7	WI 7	TR	111721	511136	277072	521324	28794	31
3/2014	MI 7	WI 7	TR	111721	511136	277072	521330	28761	31
3/2014	MI 7	WI 7	TR	111721	511136	277072	521340	28732	31
3/2014	MI 7	WI 7	TR	111721	511136	277072	521344	28734	31
3/2014	MI 7	WI 7	TR	111721	511136	277072	521350	28660	66
3/2014	MI 7	WI 7	TR	111721	511136	277072	521356	28774	62
3/2014	MI 7	WI 7	TR	111721	511136	277072	521676	100052	124
3/2014	MI 7	WI 7	TR	111721	511136	277072	521786	28798	62
3/2014	MI 7	WI 7	TR	111721	511136	277072	521814	36934	57
3/2014	MI 7	WI 7	TR	111721	511136	277072	523034	384136	31
3/2014	MI 7	WI 7	TR	111730	505038	153808	521172	28846	4
3/2014	MI 7	WI 7	TR	111730	505038	153808	521250	28841	1

**ANR Pipeline Company
 Transportation Services
 Fuel By Route Analysis**
VASCR351

 Reporting Year: *January - December 2014*
 Production Period: **03/2014**

<u>Production Period</u>	<u>Receipt Segment</u>	<u>Delivery Segment</u>	<u>Service Class</u>	<u>Svc Req Contract</u>	<u>Receipt Location</u>	<u>Receipt Loc Prop</u>	<u>Delivery Location</u>	<u>Delivery Loc Prop</u>	<u>Fuel Quantity</u>
3/2014	MI 7	WI 7	TR	111730	505038	153808	521784	28720	1
3/2014	MI 7	WI 7	TR	111730	505038	153808	523034	384136	122
3/2014	MI 7	WI 7	TR	111730	505108	243097	521172	28846	22
3/2014	MI 7	WI 7	TR	111730	505108	243097	521250	28841	4
3/2014	MI 7	WI 7	TR	111730	505108	243097	521784	28720	4
3/2014	MI 7	WI 7	TR	111730	510005	246067	521172	28846	15
3/2014	MI 7	WI 7	TR	111730	510005	246067	521250	28841	1
3/2014	MI 7	WI 7	TR	111730	510005	246067	523034	384136	145
3/2014	MI 7	WI 7	TR	112565	505038	153808	521650	269472	31
3/2014	MI 7	WI 7	TR	112565	505038	153808	523032	384134	1,717
3/2014	MI 7	WI 7	TR	112565	505108	243097	523032	384134	36
3/2014	MI 7	WI 7	TR	112612	505038	153808	505025	139257	177
3/2014	MI 7	WI 7	TR	112612	505038	153808	521654	284917	216
3/2014	MI 7	WI 7	TR	112901	511136	277072	521292	28806	31
3/2014	MI 7	WI 7	TR	112906	511136	277072	521172	28846	7
3/2014	MI 7	WI 7	TR	112906	511136	277072	521204	28672	3
3/2014	MI 7	WI 7	TR	112958	511136	277072	523047	444972	124
3/2014	MI 7	WI 7	TR	113018	505038	153808	521262	36868	253
3/2014	MI 7	WI 7	TR	113120	510029	2610	521172	28846	8
3/2014	MI 7	WI 7	TR	113120	510029	2610	521178	28883	7
3/2014	MI 7	WI 7	TR	113120	510029	2610	521246	28844	1
3/2014	MI 7	WI 7	TR	113120	510029	2610	521266	28702	6
3/2014	MI 7	WI 7	TR	113120	510029	2610	521350	28660	6
3/2014	MI 7	WI 7	TR	113120	510029	2610	521676	100052	12
3/2014	MI 7	WI 7	TR	113120	511136	277072	521012	40226	28
3/2014	MI 7	WI 7	TR	113120	511136	277072	521168	28834	5
3/2014	MI 7	WI 7	TR	113120	511136	277072	521172	28846	49
3/2014	MI 7	WI 7	TR	113120	511136	277072	521176	28859	4
3/2014	MI 7	WI 7	TR	113120	511136	277072	521178	28883	35
3/2014	MI 7	WI 7	TR	113120	511136	277072	521186	42139	3
3/2014	MI 7	WI 7	TR	113120	511136	277072	521196	28771	19
3/2014	MI 7	WI 7	TR	113120	511136	277072	521210	28828	12
3/2014	MI 7	WI 7	TR	113120	511136	277072	521226	28881	1

**ANR Pipeline Company
 Transportation Services
 Fuel By Route Analysis**
VASCR351

 Reporting Year: *January - December 2014*
 Production Period: 03/2014

<u>Production Period</u>	<u>Receipt Segment</u>	<u>Delivery Segment</u>	<u>Service Class</u>	<u>Svc Req Contract</u>	<u>Receipt Location</u>	<u>Receipt Loc Prop</u>	<u>Delivery Location</u>	<u>Delivery Loc Prop</u>	<u>Fuel Quantity</u>
3/2014	MI 7	WI 7	TR	113120	511136	277072	521238	28836	3
3/2014	MI 7	WI 7	TR	113120	511136	277072	521246	28844	37
3/2014	MI 7	WI 7	TR	113120	511136	277072	521266	28702	41
3/2014	MI 7	WI 7	TR	113120	511136	277072	521298	28736	19
3/2014	MI 7	WI 7	TR	113120	511136	277072	521314	28661	34
3/2014	MI 7	WI 7	TR	113120	511136	277072	521322	28868	9
3/2014	MI 7	WI 7	TR	113120	511136	277072	521324	28794	11
3/2014	MI 7	WI 7	TR	113120	511136	277072	521350	28660	11
3/2014	MI 7	WI 7	TR	113120	511136	277072	521676	100052	41
3/2014	MI 7	WI 7	TR	113120	511136	277072	521784	28720	20
3/2014	MI 7	WI 7	TR	113120	511136	277072	521786	28798	9
3/2014	MI 7	WI 7	TR	113120	511136	277072	521814	36934	5
3/2014	MI 7	WI 7	TR	113120	511136	277072	523034	384136	258
3/2014	MI 7	WI 7	TR	113181	505038	153808	521172	28846	31
3/2014	MI 7	WI 7	TR	113181	505038	153808	521250	28841	87
3/2014	MI 7	WI 7	TR	113181	505038	153808	523034	384136	46
3/2014	MI 7	WI 7	TR	113181	510005	246067	521172	28846	105
3/2014	MI 7	WI 7	TR	113181	510005	246067	521250	28841	54
3/2014	MI 7	WI 7	TR	113181	510005	246067	521650	269472	1
3/2014	MI 7	WI 7	TR	113181	510005	246067	523032	384134	5
3/2014	MI 7	WI 7	TR	113181	510005	246067	523034	384136	3
3/2014	MI 7	WI 7	TR	113239	511136	277072	521814	36934	144
3/2014	MI 7	WI 7	TR	113240	505038	153808	521814	36934	32
3/2014	MI 7	WI 7	TR	113479	505038	153808	523034	384136	145
3/2014	MI 7	WI 7	TR	113536	510005	246067	510041	11661	3
3/2014	MI 7	WI 7	TR	113536	511136	277072	510041	11661	5
3/2014	MI 7	WI 7	TR	113536	511136	277072	521172	28846	38
3/2014	MI 7	WI 7	TR	113536	511136	277072	521250	28841	53
3/2014	MI 7	WI 7	TR	113543	505108	243097	510041	11661	31
3/2014	MI 7	WI 7	TR	113543	511136	277072	521172	28846	36
3/2014	MI 7	WI 7	TR	113679	505038	153808	523035	387791	26
3/2014	MI 7	WI 7	TR	113679	505108	243097	523032	384134	54
3/2014	MI 7	WI 7	TR	113679	505108	243097	523035	387791	54

**ANR Pipeline Company
 Transportation Services
 Fuel By Route Analysis**

VASCR351

Reporting Year: *January - December 2014*
 Production Period: **03/2014**

<u>Production Period</u>	<u>Receipt Segment</u>	<u>Delivery Segment</u>	<u>Service Class</u>	<u>Svc Req Contract</u>	<u>Receipt Location</u>	<u>Receipt Loc Prop</u>	<u>Delivery Location</u>	<u>Delivery Loc Prop</u>	<u>Fuel Quantity</u>
3/2014	MI 7	WI 7	TR	113679	511136	277072	523035	387791	36
3/2014	MI 7	WI 7	TR	113680	511136	277072	523035	387791	30
3/2014	MI 7	WI 7	TR	113681	510005	246067	523035	387791	45
3/2014	MI 7	WI 7	TR	113681	511136	277072	523035	387791	33
3/2014	MI 7	WI 7	TR	113682	505038	153808	523035	387791	36
3/2014	MI 7	WI 7	TR	113682	510005	246067	523035	387791	36
3/2014	MI 7	WI 7	TR	113682	511136	277072	523035	387791	21
3/2014	MI 7	WI 7	TR	113710	505038	153808	505023	139255	24
3/2014	MI 7	WI 7	TR	113710	505108	243097	505023	139255	2,415
3/2014	MI 7	WI 7	TR	113710	510005	246067	505023	139255	917
3/2014	MI 7	WI 7	TR	113710	511136	277072	505023	139255	1,069
3/2014	MI 7	WI 7	TR	113877	511136	277072	521172	28846	9
3/2014	MI 7	WI 7	TR	113877	511136	277072	521186	42139	8
3/2014	MI 7	WI 7	TR	113877	511136	277072	521188	28862	23
3/2014	MI 7	WI 7	TR	113877	511136	277072	521210	28828	1
3/2014	MI 7	WI 7	TR	113877	511136	277072	521226	28881	1
3/2014	MI 7	WI 7	TR	113877	511136	277072	521230	28819	2
3/2014	MI 7	WI 7	TR	113877	511136	277072	521238	28836	21
3/2014	MI 7	WI 7	TR	113877	511136	277072	521248	28811	1
3/2014	MI 7	WI 7	TR	113877	511136	277072	521266	28702	6
3/2014	MI 7	WI 7	TR	113877	511136	277072	521812	40304	21
3/2014	MI 7	WI 7	TR	113878	511136	277072	521266	28702	93
3/2014	MI 7	WI 7	TR	113879	511136	277072	521350	28660	31
3/2014	MI 7	WI 7	TR	113880	511136	277072	521786	28798	93
3/2014	MI 7	WI 7	TR	113881	511136	277072	521198	28782	31
3/2014	MI 7	WI 7	TR	113882	511136	277072	521374	28662	31
3/2014	MI 7	WI 7	TR	113884	511136	277072	521246	28844	186
3/2014	MI 7	WI 7	TR	113886	511136	277072	521166	40496	62
3/2014	MI 7	WI 7	TR	113889	511136	277072	521178	28883	31
3/2014	MI 7	WI 7	TR	113890	511136	277072	521214	40197	31
3/2014	MI 7	WI 7	TR	113904	511136	277072	521210	28828	62
3/2014	MI 7	WI 7	TR	113906	511136	277072	521344	28734	31
3/2014	MI 7	WI 7	TR	113915	511136	277072	521246	28844	62

**ANR Pipeline Company
 Transportation Services
 Fuel By Route Analysis**
VASCR351

 Reporting Year: *January - December 2014*
 Production Period: **03/2014**

<u>Production Period</u>	<u>Receipt Segment</u>	<u>Delivery Segment</u>	<u>Service Class</u>	<u>Svc Req Contract</u>	<u>Receipt Location</u>	<u>Receipt Loc Prop</u>	<u>Delivery Location</u>	<u>Delivery Loc Prop</u>	<u>Fuel Quantity</u>
3/2014	MI 7	WI 7	TR	113915	511136	277072	521322	28868	31
3/2014	MI 7	WI 7	TR	113919	511136	277072	521168	28834	93
3/2014	MI 7	WI 7	TR	113921	511136	277072	521260	36867	31
3/2014	MI 7	WI 7	TR	113922	511136	277072	521784	28720	261
3/2014	MI 7	WI 7	TR	113924	511136	277072	521814	36934	31
3/2014	MI 7	WI 7	TR	113928	511136	277072	521240	28759	31
3/2014	MI 7	WI 7	TR	113930	511136	277072	521298	28736	93
3/2014	MI 7	WI 7	TR	113933	511136	277072	521204	28672	62
3/2014	MI 7	WI 7	TR	113936	511136	277072	521248	28811	31
3/2014	MI 7	WI 7	TR	113937	511136	277072	521176	28859	3
3/2014	MI 7	WI 7	TR	113937	511136	277072	523034	384136	38
3/2014	MI 7	WI 7	TR	113944	511136	277072	521314	28661	93
3/2014	MI 7	WI 7	TR	113945	511136	277072	521814	36934	124
3/2014	MI 7	WI 7	TR	113956	511136	277072	521246	28844	31
3/2014	MI 7	WI 7	TR	113960	511136	277072	521370	28788	31
3/2014	MI 7	WI 7	TR	113975	511136	277072	521370	28788	31
3/2014	MI 7	WI 7	TR	113976	511136	277072	521012	40226	62
3/2014	MI 7	WI 7	TR	113981	511136	277072	521374	28662	31
3/2014	MI 7	WI 7	TR	113987	511136	277072	521172	28846	3
3/2014	MI 7	WI 7	TR	113987	511136	277072	521246	28844	32
3/2014	MI 7	WI 7	TR	113987	511136	277072	521784	28720	196
3/2014	MI 7	WI 7	TR	113987	511136	277072	521814	36934	2
3/2014	MI 7	WI 7	TR	113988	511136	277072	521298	28736	31
3/2014	MI 7	WI 7	TR	113994	511136	277072	521784	28720	31
3/2014	MI 7	WI 7	TR	113998	511136	277072	521200	28679	31
3/2014	MI 7	WI 7	TR	113999	511136	277072	521230	28819	31
3/2014	MI 7	WI 7	TR	114000	511136	277072	521174	28778	62
3/2014	MI 7	WI 7	TR	114002	511136	277072	521248	28811	31
3/2014	MI 7	WI 7	TR	114004	511136	277072	521012	40226	58
3/2014	MI 7	WI 7	TR	114005	511136	277072	521676	100052	62
3/2014	MI 7	WI 7	TR	114007	511136	277072	521168	28834	152
3/2014	MI 7	WI 7	TR	114007	511136	277072	521178	28883	4
3/2014	MI 7	WI 7	TR	114009	511136	277072	521178	28883	31

ANR Pipeline Company Transportation Services Fuel By Route Analysis

VASCR351

 Reporting Year: *January - December 2014*
 Production Period: 03/2014

<u>Production Period</u>	<u>Receipt Segment</u>	<u>Delivery Segment</u>	<u>Service Class</u>	<u>Svc Req Contract</u>	<u>Receipt Location</u>	<u>Receipt Loc Prop</u>	<u>Delivery Location</u>	<u>Delivery Loc Prop</u>	<u>Fuel Quantity</u>
3/2014	MI 7	WI 7	TR	114015	511136	277072	521266	28702	124
3/2014	MI 7	WI 7	TR	114091	511136	277072	505024	139256	992
3/2014	MI 7	WI 7	TR	114466	505038	153808	521314	28661	10
3/2014	MI 7	WI 7	TR	114466	510005	246067	521314	28661	338
3/2014	MI 7	WI 7	TR	114466	511136	277072	521314	28661	278
3/2014	MI 7	WI 7	TR	114466	511158	48644	521314	28661	16
3/2014	MI 7	WI 7	TR	114490	505038	153808	521314	28661	6
3/2014	MI 7	WI 7	TR	114490	505108	243097	521164	28842	12
3/2014	MI 7	WI 7	TR	114490	505108	243097	521314	28661	36
3/2014	MI 7	WI 7	TR	114490	510005	246067	521164	28842	334
3/2014	MI 7	WI 7	TR	114490	510005	246067	521314	28661	676
3/2014	MI 7	WI 7	TR	114490	511136	277072	521164	28842	199
3/2014	MI 7	WI 7	TR	114490	511136	277072	521314	28661	338
3/2014	MI 7	WI 7	TR	114490	511158	48644	521314	28661	10
3/2014	MI 7	WI 7	TR	114497	505108	243097	521176	28859	10
3/2014	MI 7	WI 7	TR	114497	505108	243097	521246	28844	4
3/2014	MI 7	WI 7	TR	114497	505108	243097	521266	28702	16
3/2014	MI 7	WI 7	TR	114497	510005	246067	521266	28702	24
3/2014	MI 7	WI 7	TR	114497	510005	246067	521314	28661	30
3/2014	MI 7	WI 7	TR	114497	511136	277072	521314	28661	3
3/2014	MI 7	WI 7	TR	114512	511136	277072	521262	36868	558
3/2014	MI 7	WI 7	TR	114668	505038	153808	521256	174788	16
3/2014	MI 7	WI 7	TR	114668	505038	153808	521258	265372	5
3/2014	MI 7	WI 7	TR	114668	505038	153808	521786	28798	64
3/2014	MI 7	WI 7	TR	114668	505230	153728	521258	265372	1
3/2014	MI 7	WI 7	TR	114671	505038	153808	523032	384134	11
3/2014	MI 7	WI 7	TR	114671	505108	243097	523035	387791	168
3/2014	MI 7	WI 7	TR	114671	510005	246067	523035	387791	41
3/2014	MI 7	WI 7	TR	114671	511136	277072	523032	384134	25
3/2014	MI 7	WI 7	TR	114671	511136	277072	523035	387791	136
3/2014	MI 7	WI 7	TR	114677	505038	153808	521288	28670	4
3/2014	MI 7	WI 7	TR	114677	511136	277072	521288	28670	452
3/2014	MI 7	WI 7	TR	114823	511136	277072	521266	28702	124

ANR Pipeline Company Transportation Services Fuel By Route Analysis

VASCR351

 Reporting Year: *January - December 2014*
 Production Period: **03/2014**

<u>Production Period</u>	<u>Receipt Segment</u>	<u>Delivery Segment</u>	<u>Service Class</u>	<u>Svc Req Contract</u>	<u>Receipt Location</u>	<u>Receipt Loc Prop</u>	<u>Delivery Location</u>	<u>Delivery Loc Prop</u>	<u>Fuel Quantity</u>
3/2014	MI 7	WI 7	TR	115067	505038	153808	505024	139256	30
3/2014	MI 7	WI 7	TR	115224	511136	277072	521012	40226	31
3/2014	MI 7	WI 7	TR	115747	511136	277072	521172	28846	3
3/2014	MI 7	WI 7	TR	115823	505038	153808	521610	261574	1
3/2014	MI 7	WI 7	TR	115823	511136	277072	521288	28670	22
3/2014	MI 7	WI 7	TR	115931	511136	277072	521298	28736	31
3/2014	MI 7	WI 7	TR	115957	505038	153808	505504	854822	355
3/2014	MI 7	WI 7	TR	116064	505038	153808	505025	139257	670
3/2014	MI 7	WI 7	TR	116064	505038	153808	521654	284917	72
3/2014	MI 7	WI 7	TR	117335	505038	153808	505021	139253	2,402
3/2014	MI 7	WI 7	TR	117336	505108	243097	521810	36869	84
3/2014	MI 7	WI 7	TR	117336	511136	277072	521810	36869	115
3/2014	MI 7	WI 7	TR	117354	505108	243097	521262	36868	24
3/2014	MI 7	WI 7	TR	117354	510005	246067	521262	36868	4
3/2014	MI 7	WI 7	TR	117358	505108	243097	505021	139253	481
3/2014	MI 7	WI 7	TR	118149	510005	246067	521676	100052	558
3/2014	MI 7	WI 7	TR	118787	505038	153808	505024	139256	118
3/2014	MI 7	WI 7	TR	118793	505038	153808	505023	139255	61
3/2014	MI 7	WI 7	TR	118840	505108	243097	505023	139255	355
3/2014	MI 7	WI 7	TR	118840	510005	246067	505023	139255	165
3/2014	MI 7	WI 7	TR	118840	511136	277072	505023	139255	1,174
3/2014	MI 7	WI 7	TR	120144	505038	153808	521288	28670	2
3/2014	MI 7	WI 7	TR	120880	510005	246067	521396	150407	29
3/2014	MI 7	WI 7	TR	120953	505038	153808	521172	28846	17
3/2014	MI 7	WI 7	TR	120953	505038	153808	521654	284917	18
3/2014	MI 7	WI 7	TR	120953	505038	153808	523032	384134	45
3/2014	MI 7	WI 7	TR	120953	510005	246067	521172	28846	6
3/2014	MI 7	WI 7	TR	121282	511136	277072	521204	28672	30
3/2014	MI 7	WI 7	TR	121284	511136	277072	521202	28682	17
3/2014	MI 7	WI 7	TR	121284	511136	277072	521314	28661	31
3/2014	MI 7	WI 7	TR	121932	505038	153808	521266	28702	4
3/2014	MI 7	WI 7	TR	121932	511136	277072	521266	28702	95
3/2014	MI 7	WI 7	TR	121968	505038	153808	521654	284917	67

ANR Pipeline Company Transportation Services Fuel By Route Analysis

VASCR351

 Reporting Year: *January - December 2014*
 Production Period: **03/2014**

<u>Production Period</u>	<u>Receipt Segment</u>	<u>Delivery Segment</u>	<u>Service Class</u>	<u>Svc Req Contract</u>	<u>Receipt Location</u>	<u>Receipt Loc Prop</u>	<u>Delivery Location</u>	<u>Delivery Loc Prop</u>	<u>Fuel Quantity</u>
3/2014	MI 7	WI 7	TR	121968	505038	153808	523032	384134	47
3/2014	MI 7	WI 7	TR	121968	505038	153808	523034	384136	18
3/2014	MI 7	WI 7	TR	121981	511136	277072	521280	28684	62
3/2014	MI 7	WI 7	TR	121982	511136	277072	521204	28672	20
3/2014	MI 7	WI 7	TR	121982	511136	277072	521218	28865	36
3/2014	MI 7	WI 7	TR	121983	510005	246067	521164	28842	7
3/2014	MI 7	WI 7	TR	121983	510005	246067	521210	28828	20
3/2014	MI 7	WI 7	TR	121983	510005	246067	521250	28841	85
3/2014	MI 7	WI 7	TR	121984	505108	243097	521174	28778	11
3/2014	MI 7	WI 7	TR	121984	505108	243097	521336	28738	11
3/2014	MI 7	WI 7	TR	121984	511136	277072	521174	28778	1
3/2014	MI 7	WI 7	TR	121984	511136	277072	521336	28738	43
3/2014	MI 7	WI 7	TR	121985	511136	277072	521180	28875	114
3/2014	MI 7	WI 7	TR	121985	511136	277072	521340	28732	1
3/2014	MI 7	WI 7	TR	121985	511136	277072	521392	28730	57
3/2014	MI 7	WI 7	TR	121986	511136	277072	521174	28778	14
3/2014	MI 7	WI 7	TR	121986	511136	277072	521188	28862	2
3/2014	MI 7	WI 7	TR	121986	511136	277072	521190	28825	3
3/2014	MI 7	WI 7	TR	121986	511136	277072	521218	28865	1
3/2014	MI 7	WI 7	TR	121986	511136	277072	521230	28819	26
3/2014	MI 7	WI 7	TR	121986	511136	277072	521330	28761	33
3/2014	MI 7	WI 7	TR	121986	511136	277072	521372	11703	64
3/2014	MI 7	WI 7	TR	121986	511136	277072	523034	384136	15
3/2014	MI 7	WI 7	TR	121987	510005	246067	521298	28736	203
3/2014	MI 7	WI 7	TR	121987	511136	277072	521314	28661	5
3/2014	MI 7	WI 7	TR	121988	510005	246067	521322	28868	7
3/2014	MI 7	WI 7	TR	121988	510005	246067	521676	100052	147
3/2014	MI 7	WI 7	TR	121988	510005	246067	523034	384136	7
3/2014	MI 7	WI 7	TR	121989	511136	277072	521344	28734	53
3/2014	MI 7	WI 7	TR	121990	511136	277072	521316	28831	4
3/2014	MI 7	WI 7	TR	121990	511136	277072	523034	384136	58
3/2014	MI 7	WI 7	TR	121991	510005	246067	521322	28868	168
3/2014	MI 7	WI 7	TR	121991	511136	277072	521164	28842	8

**ANR Pipeline Company
 Transportation Services
 Fuel By Route Analysis**
VASCR351

 Reporting Year: *January - December 2014*
 Production Period: **03/2014**

<u>Production Period</u>	<u>Receipt Segment</u>	<u>Delivery Segment</u>	<u>Service Class</u>	<u>Svc Req Contract</u>	<u>Receipt Location</u>	<u>Receipt Loc Prop</u>	<u>Delivery Location</u>	<u>Delivery Loc Prop</u>	<u>Fuel Quantity</u>
3/2014	MI 7	WI 7	TR	121991	511136	277072	521174	28778	11
3/2014	MI 7	WI 7	TR	121991	511136	277072	521190	28825	16
3/2014	MI 7	WI 7	TR	121991	511136	277072	523034	384136	5
3/2014	MI 7	WI 7	TR	121992	510005	246067	521330	28761	119
3/2014	MI 7	WI 7	TR	121992	510005	246067	521372	11703	1
3/2014	MI 7	WI 7	TR	121993	511136	277072	521270	28676	31
3/2014	MI 7	WI 7	TR	121994	511136	277072	521288	28670	62
3/2014	MI 7	WI 7	TR	121996	511136	277072	521188	28862	31
3/2014	MI 7	WI 7	TR	121999	511136	277072	521356	28774	31
3/2014	MI 7	WI 7	TR	122002	510005	246067	521164	28842	1
3/2014	MI 7	WI 7	TR	122002	510005	246067	521316	28831	4
3/2014	MI 7	WI 7	TR	122014	511136	277072	521314	28661	217
3/2014	MI 7	WI 7	TR	122086	505108	243097	521012	40226	6
3/2014	MI 7	WI 7	TR	122086	505108	243097	521172	28846	155
3/2014	MI 7	WI 7	TR	122086	505108	243097	521180	28875	8
3/2014	MI 7	WI 7	TR	122086	505108	243097	521188	28862	23
3/2014	MI 7	WI 7	TR	122086	505108	243097	521198	28782	1
3/2014	MI 7	WI 7	TR	122086	505108	243097	521210	28828	6
3/2014	MI 7	WI 7	TR	122086	505108	243097	521240	28759	1
3/2014	MI 7	WI 7	TR	122086	505108	243097	521250	28841	90
3/2014	MI 7	WI 7	TR	122086	505108	243097	521314	28661	441
3/2014	MI 7	WI 7	TR	122086	505108	243097	521316	28831	145
3/2014	MI 7	WI 7	TR	122086	505108	243097	521394	36936	111
3/2014	MI 7	WI 7	TR	122086	505108	243097	521610	261574	1
3/2014	MI 7	WI 7	TR	122086	505108	243097	521676	100052	106
3/2014	MI 7	WI 7	TR	122086	505108	243097	521810	36869	1
3/2014	MI 7	WI 7	TR	122086	510005	246067	521314	28661	7
3/2014	MI 7	WI 7	TR	122086	511136	277072	521172	28846	91
3/2014	MI 7	WI 7	TR	122086	511136	277072	521250	28841	17
3/2014	MI 7	WI 7	TR	122086	511136	277072	521314	28661	116
3/2014	MI 7	WI 7	TR	122086	511136	277072	521316	28831	80
3/2014	MI 7	WI 7	TR	122086	511136	277072	521394	36936	59
3/2014	MI 7	WI 7	TR	122086	511136	277072	521676	100052	53

ANR Pipeline Company Transportation Services Fuel By Route Analysis

VASCR351

 Reporting Year: *January - December 2014*
 Production Period: 03/2014

<u>Production Period</u>	<u>Receipt Segment</u>	<u>Delivery Segment</u>	<u>Service Class</u>	<u>Svc Req Contract</u>	<u>Receipt Location</u>	<u>Receipt Loc Prop</u>	<u>Delivery Location</u>	<u>Delivery Loc Prop</u>	<u>Fuel Quantity</u>
3/2014	MI 7	WI 7	TR	122265	510005	246067	521164	28842	1
3/2014	MI 7	WI 7	TR	122265	510005	246067	521168	28834	18
3/2014	MI 7	WI 7	TR	122265	510005	246067	521174	28778	168
3/2014	MI 7	WI 7	TR	122265	510005	246067	521178	28883	31
3/2014	MI 7	WI 7	TR	122265	510005	246067	521180	28875	95
3/2014	MI 7	WI 7	TR	122265	510005	246067	521190	28825	96
3/2014	MI 7	WI 7	TR	122265	510005	246067	521238	28836	49
3/2014	MI 7	WI 7	TR	122265	510005	246067	521250	28841	267
3/2014	MI 7	WI 7	TR	122265	510005	246067	521260	36867	5
3/2014	MI 7	WI 7	TR	122265	510005	246067	521266	28702	32
3/2014	MI 7	WI 7	TR	122265	510005	246067	521322	28868	138
3/2014	MI 7	WI 7	TR	122265	510005	246067	521372	11703	17
3/2014	MI 7	WI 7	TR	122265	510005	246067	521676	100052	4
3/2014	MI 7	WI 7	TR	122265	510005	246067	523034	384136	126
3/2014	MI 7	WI 7	TR	122266	511136	277072	521164	28842	1
3/2014	MI 7	WI 7	TR	122266	511136	277072	521372	11703	153
3/2014	MI 7	WI 7	TR	122267	510005	246067	521164	28842	2
3/2014	MI 7	WI 7	TR	122267	510005	246067	521174	28778	6
3/2014	MI 7	WI 7	TR	122267	510005	246067	521260	36867	231
3/2014	MI 7	WI 7	TR	122267	510005	246067	521316	28831	5
3/2014	MI 7	WI 7	TR	122268	510005	246067	521164	28842	45
3/2014	MI 7	WI 7	TR	122268	510005	246067	521262	36868	51
3/2014	MI 7	WI 7	TR	122268	510005	246067	521812	40304	115
3/2014	MI 7	WI 7	TR	122269	510005	246067	521314	28661	2
3/2014	MI 7	WI 7	TR	122269	510005	246067	521372	11703	152
3/2014	MI 7	WI 7	TR	122816	511136	277072	523035	387791	12
3/2014	MI 7	WI 7	TR	123169	511136	277072	521306	28741	93
3/2014	MI 7	WI 7	TR	123170	511136	277072	521356	28774	217
3/2014	MI 7	WI 7	TR	123223	505038	153808	505026	139258	442
3/2014	MI 7	WI 7	TR	123223	505038	153808	521172	28846	3
3/2014	MI 7	WI 7	TR	123223	505108	243097	505026	139258	464
3/2014	MI 7	WI 7	TR	123223	510005	246067	505026	139258	1,049
3/2014	MI 7	WI 7	TR	123223	510005	246067	521172	28846	1

**ANR Pipeline Company
 Transportation Services
 Fuel By Route Analysis**

VASCR351

Reporting Year: *January - December 2014*
 Production Period: 03/2014

<u>Production Period</u>	<u>Receipt Segment</u>	<u>Delivery Segment</u>	<u>Service Class</u>	<u>Svc Req Contract</u>	<u>Receipt Location</u>	<u>Receipt Loc Prop</u>	<u>Delivery Location</u>	<u>Delivery Loc Prop</u>	<u>Fuel Quantity</u>
3/2014	MI 7	WI 7	TR	123223	510005	246067	523034	384136	17
3/2014	MI 7	WI 7	TR	123223	511136	277072	505026	139258	905
3/2014	MI 7	WI 7	TR	123223	511136	277072	521250	28841	120
3/2014	MI 7	WI 7	TR	123223	511136	277072	523034	384136	60
3/2014	MI 7	WI 7	TR	123258	505108	243097	521250	28841	4
3/2014	MI 7	WI 7	TR	123258	511136	277072	521172	28846	15
3/2014	MI 7	WI 7	TR	123258	511136	277072	521250	28841	16
3/2014	MI 7	WI 7	TR	123258	511136	277072	521322	28868	42
3/2014	MI 7	WI 7	TR	123259	511136	277072	521172	28846	3
3/2014	MI 7	WI 7	TR	123259	511136	277072	521180	28875	54
3/2014	MI 7	WI 7	TR	123259	511136	277072	521220	28766	15
3/2014	MI 7	WI 7	TR	123259	511136	277072	521246	28844	87
3/2014	MI 7	WI 7	TR	123259	511136	277072	521250	28841	105
3/2014	MI 7	WI 7	TR	123259	511136	277072	521266	28702	13
3/2014	MI 7	WI 7	TR	123259	511136	277072	521298	28736	42
3/2014	MI 7	WI 7	TR	123259	511136	277072	521322	28868	86
3/2014	MI 7	WI 7	TR	123259	511136	277072	521328	28763	70
3/2014	MI 7	WI 7	TR	123259	511136	277072	521330	28761	18
3/2014	MI 7	WI 7	TR	123259	511136	277072	521336	28738	19
3/2014	MI 7	WI 7	TR	123259	511136	277072	521350	28660	29
3/2014	MI 7	WI 7	TR	123259	511136	277072	521356	28774	4
3/2014	MI 7	WI 7	TR	123259	511136	277072	521370	28788	26
3/2014	MI 7	WI 7	TR	123259	511136	277072	521392	28730	62
3/2014	MI 7	WI 7	TR	123259	511136	277072	521676	100052	67
3/2014	MI 7	WI 7	TR	123259	511136	277072	521814	36934	2
3/2014	MI 7	WI 7	TR	123260	510005	246067	521172	28846	38
3/2014	MI 7	WI 7	TR	123260	511136	277072	521250	28841	2
3/2014	MI 7	WI 7	TR	123260	511136	277072	521676	100052	2
3/2014	MI 7	WI 7	TR	123263	505108	243097	521288	28670	30
3/2014	MI 7	WI 7	TR	123263	511136	277072	521288	28670	189
3/2014	MI 7	WI 7	TR	123265	505108	243097	521288	28670	83
3/2014	MI 7	WI 7	TR	123265	511136	277072	521288	28670	357
3/2014	MI 7	WI 7	TR	123266	511136	277072	521288	28670	62

**ANR Pipeline Company
 Transportation Services
 Fuel By Route Analysis**
VASCR351

 Reporting Year: *January - December 2014*
 Production Period: **03/2014**

<u>Production Period</u>	<u>Receipt Segment</u>	<u>Delivery Segment</u>	<u>Service Class</u>	<u>Svc Req Contract</u>	<u>Receipt Location</u>	<u>Receipt Loc Prop</u>	<u>Delivery Location</u>	<u>Delivery Loc Prop</u>	<u>Fuel Quantity</u>
3/2014	MI 7	WI 7	TR	123267	505038	153808	521164	28842	4
3/2014	MI 7	WI 7	TR	123267	511136	277072	521164	28842	7
3/2014	MI 7	WI 7	TR	123267	511136	277072	521314	28661	28
3/2014	MI 7	WI 7	TR	123268	511136	277072	521174	28778	7
3/2014	MI 7	WI 7	TR	123268	511136	277072	521176	28859	17
3/2014	MI 7	WI 7	TR	123268	511136	277072	521180	28875	4
3/2014	MI 7	WI 7	TR	123268	511136	277072	521190	28825	10
3/2014	MI 7	WI 7	TR	123268	511136	277072	521230	28819	4
3/2014	MI 7	WI 7	TR	123268	511136	277072	521266	28702	34
3/2014	MI 7	WI 7	TR	123268	511136	277072	521324	28794	27
3/2014	MI 7	WI 7	TR	123268	511136	277072	521372	11703	19
3/2014	MI 7	WI 7	TR	123268	511136	277072	523034	384136	8
3/2014	MI 7	WI 7	TR	123269	510005	246067	521164	28842	4
3/2014	MI 7	WI 7	TR	123269	510005	246067	521174	28778	13
3/2014	MI 7	WI 7	TR	123269	510005	246067	521240	28759	4
3/2014	MI 7	WI 7	TR	123269	510005	246067	521310	28743	106
3/2014	MI 7	WI 7	TR	123269	510005	246067	523034	384136	45
3/2014	MI 7	WI 7	TR	123270	511136	277072	521190	28825	31
3/2014	MI 7	WI 7	TR	123271	510005	246067	521306	28741	62
3/2014	MI 7	WI 7	TR	123272	511136	277072	521314	28661	28
3/2014	MI 7	WI 7	TR	123273	511136	277072	521316	28831	5
3/2014	MI 7	WI 7	TR	123275	511136	277072	521316	28831	2
3/2014	MI 7	WI 7	TR	123276	511136	277072	521316	28831	4
3/2014	MI 7	WI 7	TR	123277	511136	277072	521316	28831	1
3/2014	MI 7	WI 7	TR	123278	511136	277072	521316	28831	4
3/2014	MI 7	WI 7	TR	123280	511136	277072	521314	28661	5
3/2014	MI 7	WI 7	TR	123281	511136	277072	521314	28661	1
3/2014	MI 7	WI 7	TR	123282	511136	277072	521266	28702	5
3/2014	MI 7	WI 7	TR	123283	505038	153808	521164	28842	2
3/2014	MI 7	WI 7	TR	123283	511136	277072	521164	28842	2
3/2014	MI 7	WI 7	TR	123283	511136	277072	521174	28778	9
3/2014	MI 7	WI 7	TR	123283	511136	277072	521266	28702	7
3/2014	MI 7	WI 7	TR	123284	505108	243097	521174	28778	9

ANR Pipeline Company Transportation Services Fuel By Route Analysis

VASCR351

Reporting Year: *January - December 2014*
 Production Period: **03/2014**

<u>Production Period</u>	<u>Receipt Segment</u>	<u>Delivery Segment</u>	<u>Service Class</u>	<u>Svc Req Contract</u>	<u>Receipt Location</u>	<u>Receipt Loc Prop</u>	<u>Delivery Location</u>	<u>Delivery Loc Prop</u>	<u>Fuel Quantity</u>
3/2014	MI 7	WI 7	TR	123284	510005	246067	521164	28842	18
3/2014	MI 7	WI 7	TR	123284	511136	277072	521164	28842	2
3/2014	MI 7	WI 7	TR	123284	511136	277072	521190	28825	10
3/2014	MI 7	WI 7	TR	123284	511136	277072	521266	28702	18
3/2014	MI 7	WI 7	TR	123284	511136	277072	523034	384136	12
3/2014	MI 7	WI 7	TR	123285	511136	277072	521164	28842	4
3/2014	MI 7	WI 7	TR	123285	511136	277072	521178	28883	4
3/2014	MI 7	WI 7	TR	123285	511136	277072	521266	28702	7
3/2014	MI 7	WI 7	TR	123286	511136	277072	521164	28842	4
3/2014	MI 7	WI 7	TR	123287	511136	277072	521164	28842	7
3/2014	MI 7	WI 7	TR	123287	511136	277072	521288	28670	1
3/2014	MI 7	WI 7	TR	123288	510005	246067	523034	384136	21
3/2014	MI 7	WI 7	TR	123288	511136	277072	523034	384136	30
3/2014	MI 7	WI 7	TR	123288	511136	277072	523035	387791	275
3/2014	MI 7	WI 7	TR	123291	511136	277072	523032	384134	27
3/2014	MI 7	WI 7	TR	123291	511136	277072	523034	384136	3
3/2014	MI 7	WI 7	TR	123291	511136	277072	523035	387791	45
3/2014	MI 7	WI 7	TR	123294	511136	277072	523032	384134	9
3/2014	MI 7	WI 7	TR	123294	511136	277072	523035	387791	31
3/2014	MI 7	WI 7	TR	123308	511136	277072	521814	36934	55
3/2014	MI 7	WI 7	TR	123397	510005	246067	521266	28702	29
3/2014	MI 7	WI 7	TR	123495	510005	246067	521012	40226	4
3/2014	MI 7	WI 7	TR	123495	510005	246067	521188	28862	16
3/2014	MI 7	WI 7	TR	123495	510005	246067	521676	100052	36
3/2014	MI 7	WI 7	TR	123495	511136	277072	521012	40226	14
3/2014	MI 7	WI 7	TR	123495	511136	277072	521168	28834	3
3/2014	MI 7	WI 7	TR	123495	511136	277072	521172	28846	18
3/2014	MI 7	WI 7	TR	123495	511136	277072	521180	28875	10
3/2014	MI 7	WI 7	TR	123495	511136	277072	521188	28862	67
3/2014	MI 7	WI 7	TR	123495	511136	277072	521198	28782	8
3/2014	MI 7	WI 7	TR	123495	511136	277072	521210	28828	5
3/2014	MI 7	WI 7	TR	123495	511136	277072	521250	28841	5
3/2014	MI 7	WI 7	TR	123495	511136	277072	521610	261574	39

ANR Pipeline Company Transportation Services Fuel By Route Analysis

VASCR351

 Reporting Year: *January - December 2014*
 Production Period: 03/2014

<u>Production Period</u>	<u>Receipt Segment</u>	<u>Delivery Segment</u>	<u>Service Class</u>	<u>Svc Req Contract</u>	<u>Receipt Location</u>	<u>Receipt Loc Prop</u>	<u>Delivery Location</u>	<u>Delivery Loc Prop</u>	<u>Fuel Quantity</u>
3/2014	MI 7	WI 7	TR	123495	511136	277072	521676	100052	29
3/2014	MI 7	WI 7	TR	123495	511136	277072	521810	36869	18
3/2014	MI 7	WI 7	TR	123605	505108	243097	521322	28868	186
3/2014	MI 7	WI 7	TR	123609	505108	243097	521266	28702	17
3/2014	MI 7	WI 7	TR	123631	505038	153808	523035	387791	145
3/2014	MI 7	WI 7	TR	123631	505108	243097	523035	387791	52
3/2014	MI 7	WI 7	TR	123631	505230	153728	523035	387791	103
3/2014	MI 7	WI 7	TR	123631	510005	246067	523035	387791	198
3/2014	MI 7	WI 7	TR	123631	511136	277072	523035	387791	447
3/2014	MI 7	WI 7	TR	123643	511136	277072	521164	28842	3
3/2014	MI 7	WI 7	TR	123643	511136	277072	521266	28702	22
3/2014	MI 7	WI 7	TR	123643	511136	277072	521314	28661	4
3/2014	MI 7	WI 7	TR	123648	511136	277072	521316	28831	121
3/2014	MI 7	WI 7	TR	123704	505108	243097	521178	28883	223
3/2014	MI 7	WI 7	TR	123704	511136	277072	521178	28883	467
3/2014	MI 7	WI 7	TR	123739	505108	243097	523034	384136	36
3/2014	MI 7	WI 7	TR	123739	505230	153728	510033	28873	7
3/2014	MI 7	WI 7	TR	123739	510005	246067	510033	28873	194
3/2014	MI 7	WI 7	TR	123739	510005	246067	521164	28842	7
3/2014	MI 7	WI 7	TR	123739	510005	246067	521250	28841	270
3/2014	MI 7	WI 7	TR	123739	510005	246067	521314	28661	17
3/2014	MI 7	WI 7	TR	123739	510005	246067	523034	384136	36
3/2014	MI 7	WI 7	TR	123739	511136	277072	510033	28873	107
3/2014	MI 7	WI 7	TR	123739	511136	277072	521172	28846	5
3/2014	MI 7	WI 7	TR	123739	511136	277072	521176	28859	2
3/2014	MI 7	WI 7	TR	123739	511136	277072	521186	42139	3
3/2014	MI 7	WI 7	TR	123739	511136	277072	521200	28679	2
3/2014	MI 7	WI 7	TR	123739	511136	277072	521202	28682	1
3/2014	MI 7	WI 7	TR	123739	511136	277072	521204	28672	4
3/2014	MI 7	WI 7	TR	123739	511136	277072	521214	40197	1
3/2014	MI 7	WI 7	TR	123739	511136	277072	521218	28865	2
3/2014	MI 7	WI 7	TR	123739	511136	277072	521240	28759	6
3/2014	MI 7	WI 7	TR	123739	511136	277072	521246	28844	1

ANR Pipeline Company Transportation Services Fuel By Route Analysis
--

VASCR351

 Reporting Year: *January - December 2014*
 Production Period: **03/2014**

<u>Production Period</u>	<u>Receipt Segment</u>	<u>Delivery Segment</u>	<u>Service Class</u>	<u>Svc Req Contract</u>	<u>Receipt Location</u>	<u>Receipt Loc Prop</u>	<u>Delivery Location</u>	<u>Delivery Loc Prop</u>	<u>Fuel Quantity</u>
3/2014	MI 7	WI 7	TR	123739	511136	277072	521262	36868	6
3/2014	MI 7	WI 7	TR	123739	511136	277072	521268	40497	2
3/2014	MI 7	WI 7	TR	123739	511136	277072	521288	28670	1
3/2014	MI 7	WI 7	TR	123739	511136	277072	521302	28747	1
3/2014	MI 7	WI 7	TR	123739	511136	277072	521314	28661	7
3/2014	MI 7	WI 7	TR	123739	511136	277072	521336	28738	1
3/2014	MI 7	WI 7	TR	123739	511136	277072	521814	36934	3
3/2014	MI 7	WI 7	TR	123759	505038	153808	521034	183670	7
3/2014	MI 7	WI 7	TR	123759	505108	243097	521034	183670	48
3/2014	MI 7	WI 7	TR	123759	511136	277072	521034	183670	29
3/2014	MI 7	WI 7	TR	123759	511136	277072	521172	28846	72
3/2014	MI 7	WI 7	TR	123759	511136	277072	521174	28778	9
3/2014	MI 7	WI 7	TR	123759	511136	277072	521196	28771	6
3/2014	MI 7	WI 7	TR	123759	511136	277072	521204	28672	3
3/2014	MI 7	WI 7	TR	123759	511136	277072	521230	28819	1
3/2014	MI 7	WI 7	TR	123759	511136	277072	521246	28844	20
3/2014	MI 7	WI 7	TR	123759	511136	277072	521248	28811	2
3/2014	MI 7	WI 7	TR	123759	511136	277072	521262	36868	9
3/2014	MI 7	WI 7	TR	123759	511136	277072	521266	28702	8
3/2014	MI 7	WI 7	TR	123759	511136	277072	521286	28853	4
3/2014	MI 7	WI 7	TR	123759	511136	277072	521314	28661	18
3/2014	MI 7	WI 7	TR	123759	511136	277072	521316	28831	3
3/2014	MI 7	WI 7	TR	123759	511136	277072	521318	28829	2
3/2014	MI 7	WI 7	TR	123759	511136	277072	521338	28700	2
3/2014	MI 7	WI 7	TR	123759	511136	277072	521344	28734	5
3/2014	MI 7	WI 7	TR	123759	511136	277072	521362	28733	2
3/2014	MI 7	WI 7	TR	123759	511136	277072	521374	28662	4
3/2014	MI 7	WI 7	TR	123759	511136	277072	521814	36934	3
3/2014	MI 7	WI 7	TR	123759	511136	277072	523034	384136	11
3/2014	MI 7	WI 7	TR	123770	505038	153808	521172	28846	7
3/2014	MI 7	WI 7	TR	123770	511136	277072	510041	11661	55
3/2014	MI 7	WI 7	TR	123800	505038	153808	521164	28842	1
3/2014	MI 7	WI 7	TR	123800	511136	277072	521164	28842	4

**ANR Pipeline Company
 Transportation Services
 Fuel By Route Analysis**

VASCR351

Reporting Year: *January - December 2014*
 Production Period: **03/2014**

<u>Production Period</u>	<u>Receipt Segment</u>	<u>Delivery Segment</u>	<u>Service Class</u>	<u>Svc Req Contract</u>	<u>Receipt Location</u>	<u>Receipt Loc Prop</u>	<u>Delivery Location</u>	<u>Delivery Loc Prop</u>	<u>Fuel Quantity</u>
3/2014	MI 7	WI 7	TR	123840	505038	153808	521172	28846	35
3/2014	MI 7	WI 7	TR	123840	505038	153808	521248	28811	90
3/2014	MI 7	WI 7	TR	123840	505038	153808	521336	28738	5
3/2014	MI 7	WI 7	TR	123840	505038	153808	521784	28720	109
3/2014	MI 7	WI 7	TR	123840	510005	246067	521172	28846	83
3/2014	MI 7	WI 7	TR	123840	510005	246067	521248	28811	275
3/2014	MI 7	WI 7	TR	123840	510005	246067	521784	28720	264
3/2014	MI 7	WI 7	TR	123840	511136	277072	521172	28846	25
3/2014	MI 7	WI 7	TR	123840	511136	277072	521248	28811	31
3/2014	MI 7	WI 7	TR	123840	511136	277072	521252	28779	10
3/2014	MI 7	WI 7	TR	123840	511136	277072	521784	28720	67
3/2014	MI 7	WI 7	TR	124010	505108	243097	510041	11661	216
3/2014	MI 7	WI 7	TR	124010	505108	243097	523034	384136	36
3/2014	MI 7	WI 7	TR	124010	510005	246067	521172	28846	4
3/2014	MI 7	WI 7	TR	124017	505038	153808	521172	28846	72
3/2014	MI 7	WI 7	TR	124017	505038	153808	523032	384134	20
3/2014	MI 7	WI 7	TR	124017	505038	153808	523034	384136	8
3/2014	MI 7	WI 7	TR	124017	505108	243097	521172	28846	33
3/2014	MI 7	WI 7	TR	124017	505108	243097	521250	28841	4
3/2014	MI 7	WI 7	TR	124017	510005	246067	521172	28846	15
3/2014	MI 7	WI 7	TR	124017	511136	277072	510033	28873	11
3/2014	MI 7	WI 7	TR	124042	505038	153808	510041	11661	79
3/2014	MI 7	WI 7	TR	124042	505108	243097	510041	11661	4
3/2014	MI 7	WI 7	TR	124042	505108	243097	521172	28846	95
3/2014	MI 7	WI 7	TR	124042	510005	246067	521172	28846	38
3/2014	MI 7	WI 7	TR	124042	510005	246067	521250	28841	54
3/2014	MI 7	WI 7	TR	124042	511136	277072	510041	11661	39
3/2014	MI 7	WI 7	TR	124042	511136	277072	521250	28841	30
3/2014	MI 7	WI 7	TR	124043	505108	243097	521172	28846	36
3/2014	MI 7	WI 7	TR	124043	505108	243097	521250	28841	216
3/2014	MI 7	WI 7	TR	124043	505108	243097	521650	269472	32
3/2014	MI 7	WI 7	TR	124043	505108	243097	523032	384134	57
3/2014	MI 7	WI 7	TR	124044	510005	246067	505026	139258	76

**ANR Pipeline Company
 Transportation Services
 Fuel By Route Analysis**
VASCR351

 Reporting Year: *January - December 2014*
 Production Period: **03/2014**

<u>Production Period</u>	<u>Receipt Segment</u>	<u>Delivery Segment</u>	<u>Service Class</u>	<u>Svc Req Contract</u>	<u>Receipt Location</u>	<u>Receipt Loc Prop</u>	<u>Delivery Location</u>	<u>Delivery Loc Prop</u>	<u>Fuel Quantity</u>
3/2014	MI 7	WI 7	TR	124045	505038	153808	521172	28846	54
3/2014	MI 7	WI 7	TR	124045	505038	153808	521250	28841	36
3/2014	MI 7	WI 7	TR	124045	505038	153808	523034	384136	12
3/2014	MI 7	WI 7	TR	124045	505108	243097	521172	28846	94
3/2014	MI 7	WI 7	TR	124045	510005	246067	521172	28846	20
3/2014	MI 7	WI 7	TR	124045	511136	277072	510033	28873	25
3/2014	MI 7	WI 7	TR	124068	511136	277072	521164	28842	8
3/2014	MI 7	WI 7	TR	124068	511136	277072	521190	28825	6
3/2014	MI 7	WI 7	TR	124068	511136	277072	521266	28702	4
3/2014	MI 7	WI 7	TR	124068	511136	277072	521314	28661	10
3/2014	MI 7	WI 7	TR	124068	511136	277072	523034	384136	1
3/2014	MI 7	WI 7	TR	124103	511136	277072	521164	28842	9
3/2014	MI 7	WI 7	TR	124103	511136	277072	521174	28778	3
3/2014	MI 7	WI 7	TR	124103	511136	277072	521190	28825	1
3/2014	MI 7	WI 7	TR	124148	510005	246067	521250	28841	7
3/2014	MI 7	WI 7	TR	124181	510005	246067	521172	28846	77
3/2014	MI 7	WI 7	TR	124181	510005	246067	521316	28831	7
3/2014	MI 7	WI 7	TS	108864	505038	153808	521392	28730	45
3/2014	MI 7	WI 7	TS	108872	505038	153808	521396	150407	26
3/2014	MI 7	WI 7	TS	121185	505038	153808	521172	28846	5
3/2014	MI 7	WI 7	TS	121185	505038	153808	521250	28841	11
3/2014	MI 7	WI 7	TS	121185	505038	153808	521784	28720	12
	Segment								77,153
3/2014	ML 0	ML 0	TR	109511	501120	206051	505058	216158	922
3/2014	ML 0	ML 0	TR	122247	501120	206051	505058	216158	35
3/2014	ML 0	ML 0	TR	122265	510042	174669	505410	378512	42
	Segment								999
3/2014	MW 5	MW 6	TR	114767	513067	696539	521608	171759	248
	Segment								248
3/2014	MW 6	MI 7	TR	1800	505013	139241	505038	153808	115
3/2014	MW 6	MI 7	TR	108985	505005	139233	505038	153808	14
3/2014	MW 6	MI 7	TR	118249	505013	139241	505038	153808	186

ANR Pipeline Company Transportation Services Fuel By Route Analysis
--

VASCR351

 Reporting Year: *January - December 2014*
 Production Period: **03/2014**

<u>Production Period</u>	<u>Receipt Segment</u>	<u>Delivery Segment</u>	<u>Service Class</u>	<u>Svc Req Contract</u>	<u>Receipt Location</u>	<u>Receipt Loc Prop</u>	<u>Delivery Location</u>	<u>Delivery Loc Prop</u>	<u>Fuel Quantity</u>
3/2014	MW 6	MI 7	TR	122582	521482	4741	505038	153808	206
3/2014	MW 6	MI 7	TR	122582	521482	4741	505108	243097	395
3/2014	MW 6	MI 7	TR	122582	521482	4741	521690	40892	28
3/2014	MW 6	MI 7	TR	123393	521420	4602	505038	153808	31
	Segment								975
3/2014	MW 6	MW 6	TR	111803	505286	153727	521646	261475	18
	Segment								18
3/2014	MW 6	WI 7	TR	122582	521482	4741	521172	28846	12
	Segment								12
3/2014	SE 1	ME 3	TR	106116	511164	186900	505007	139235	659
3/2014	SE 1	ME 3	TR	121075	513078	766184	521620	16118	790
	Segment								1,449
3/2014	SE 1	MI 7	TR	120721	513078	766184	521116	42078	1
3/2014	SE 1	MI 7	TR	121075	513078	766184	505038	153808	5,247
3/2014	SE 1	MI 7	TR	121075	513078	766184	521008	11616	471
3/2014	SE 1	MI 7	TR	121075	513078	766184	521690	40892	245
3/2014	SE 1	MI 7	TR	123335	511164	186900	521932	138744	23
	Segment								5,987
3/2014	SE 1	SE 1	TR	106779	505544	1250765	505276	325427	93
3/2014	SE 1	SE 1	TR	108649	505544	1250765	505276	325427	168
3/2014	SE 1	SE 1	TR	112268	510003	135819	505276	325427	16
3/2014	SE 1	SE 1	TR	115495	505544	1250765	505276	325427	62
3/2014	SE 1	SE 1	TR	115495	510003	135819	505276	325427	62
3/2014	SE 1	SE 1	TR	115504	505544	1250765	505276	325427	168
3/2014	SE 1	SE 1	TR	115821	505544	1250765	505358	345116	49
3/2014	SE 1	SE 1	TR	118602	505544	1250765	505276	325427	93
3/2014	SE 1	SE 1	TR	119427	505544	1250765	505276	325427	11
3/2014	SE 1	SE 1	TR	119834	510003	135819	505276	325427	31
3/2014	SE 1	SE 1	TR	121272	510003	135819	505276	325427	145
3/2014	SE 1	SE 1	TR	123641	505544	1250765	523064	766185	1,085
3/2014	SE 1	SE 1	TR	123641	510003	135819	523064	766185	316

ANR Pipeline Company Transportation Services Fuel By Route Analysis
--

VASCR351

 Reporting Year: *January - December 2014*
 Production Period: **03/2014**

<u>Production Period</u>	<u>Receipt Segment</u>	<u>Delivery Segment</u>	<u>Service Class</u>	<u>Svc Req Contract</u>	<u>Receipt Location</u>	<u>Receipt Loc Prop</u>	<u>Delivery Location</u>	<u>Delivery Loc Prop</u>	<u>Fuel Quantity</u>
3/2014	SE 1	SE 1	TR	123663	505544	1250765	505276	325427	239
3/2014	SE 1	SE 1	TR	123663	510003	135819	505276	325427	2
3/2014	SE 1	SE 1	TR	124036	510003	135819	505276	325427	28
3/2014	SE 1	SE 1	TR	124040	510003	135819	505276	325427	28
Segment									2,596
3/2014	SE 1	SE 2	TR	120086	511164	186900	521632	42593	338
3/2014	SE 1	SE 2	TR	120104	520013	7703	522130	38295	24
3/2014	SE 1	SE 2	TR	120721	513078	766184	523050	467240	57
Segment									419
3/2014	SE 2	ME 2	TR	106309	505002	103565	521594	20666	1,173
3/2014	SE 2	ME 2	TR	106309	513051	467239	521594	20666	219
3/2014	SE 2	ME 2	TR	120643	505002	103565	523069	1055519	16
3/2014	SE 2	ME 2	TR	122803	505002	103565	523073	1292823	20
3/2014	SE 2	ME 2	TR	122803	505264	68285	523073	1292823	13
3/2014	SE 2	ME 2	TR	122805	505002	103565	523073	1292823	453
3/2014	SE 2	ME 2	TR	123576	505002	103565	523069	1055519	142
Segment									2,036
3/2014	SE 2	ME 3	TR	113546	505002	103565	505563	1389347	3,593
3/2014	SE 2	ME 3	TR	114490	505002	103565	521010	40186	143
3/2014	SE 2	ME 3	TR	114490	505002	103565	521620	16118	82
3/2014	SE 2	ME 3	TR	114586	505002	103565	520026	38843	42
3/2014	SE 2	ME 3	TR	118761	505002	103565	520024	21906	15,925
3/2014	SE 2	ME 3	TR	119817	505002	103565	520027	295956	10
3/2014	SE 2	ME 3	TR	119817	505002	103565	521620	16118	222
3/2014	SE 2	ME 3	TR	121039	505002	103565	521620	16118	94
3/2014	SE 2	ME 3	TR	121075	505002	103565	521620	16118	9
3/2014	SE 2	ME 3	TR	122018	505002	103565	520026	38843	285
3/2014	SE 2	ME 3	TR	122305	505002	103565	505392	356048	128
3/2014	SE 2	ME 3	TR	122333	505002	103565	505392	356048	226
3/2014	SE 2	ME 3	TR	122831	505002	103565	505392	356048	116
3/2014	SE 2	ME 3	TR	123330	505002	103565	521626	40184	121
3/2014	SE 2	ME 3	TR	123335	505002	103565	521626	40184	82

ANR Pipeline Company Transportation Services Fuel By Route Analysis

VASCR351

Reporting Year: *January - December 2014*
 Production Period: **03/2014**

<u>Production Period</u>	<u>Receipt Segment</u>	<u>Delivery Segment</u>	<u>Service Class</u>	<u>Svc Req Contract</u>	<u>Receipt Location</u>	<u>Receipt Loc Prop</u>	<u>Delivery Location</u>	<u>Delivery Loc Prop</u>	<u>Fuel Quantity</u>
3/2014	SE 2	ME 3	TR	123344	505002	103565	521626	40184	403
3/2014	SE 2	ME 3	TR	123352	505002	103565	521540	4223	13
3/2014	SE 2	ME 3	TR	123479	505002	103565	521626	40184	125
3/2014	SE 2	ME 3	TR	123480	505002	103565	521540	4223	29
3/2014	SE 2	ME 3	TR	123480	505002	103565	521626	40184	118
3/2014	SE 2	ME 3	TR	123542	505002	103565	521626	40184	342
3/2014	SE 2	ME 3	TR	123545	505002	103565	521540	4223	12
3/2014	SE 2	ME 3	TR	123545	505002	103565	521626	40184	19
3/2014	SE 2	ME 3	TR	123576	505002	103565	521092	4475	988
3/2014	SE 2	ME 3	TR	124028	505002	103565	520026	38843	456
3/2014	SE 2	ME 3	TR	124033	505002	103565	520018	22986	120
3/2014	SE 2	ME 3	TR	124033	505002	103565	520026	38843	376
3/2014	SE 2	ME 3	TR	124058	505002	103565	520026	38843	17
3/2014	SE 2	ME 3	TR	124070	505002	103565	513085	742252	984
3/2014	SE 2	ME 3	TR	124072	505002	103565	520026	38843	244
	Segment								25,324
3/2014	SE 2	MI 7	TR	112484	505002	103565	505108	243097	118
3/2014	SE 2	MI 7	TR	112484	505002	103565	521116	42078	368
3/2014	SE 2	MI 7	TR	112484	505002	103565	521690	40892	458
3/2014	SE 2	MI 7	TR	113650	505002	103565	505038	153808	230
3/2014	SE 2	MI 7	TR	113650	505002	103565	521932	138744	1,150
3/2014	SE 2	MI 7	TR	114490	505002	103565	505038	153808	72
3/2014	SE 2	MI 7	TR	114490	505002	103565	521008	11616	90
3/2014	SE 2	MI 7	TR	114490	505002	103565	521030	282436	392
3/2014	SE 2	MI 7	TR	114490	505002	103565	521116	42078	2,911
3/2014	SE 2	MI 7	TR	114490	505002	103565	521622	110850	7,192
3/2014	SE 2	MI 7	TR	114723	505002	103565	521116	42078	347
3/2014	SE 2	MI 7	TR	114723	505002	103565	521690	40892	99
3/2014	SE 2	MI 7	TR	114746	505002	103565	521116	42078	488
3/2014	SE 2	MI 7	TR	114746	505002	103565	521690	40892	454
3/2014	SE 2	MI 7	TR	115621	505002	103565	505038	153808	118
3/2014	SE 2	MI 7	TR	115621	505002	103565	521014	153852	235
3/2014	SE 2	MI 7	TR	115621	505002	103565	521116	42078	160

**ANR Pipeline Company
 Transportation Services
 Fuel By Route Analysis**

VASCR351

Reporting Year: *January - December 2014*
 Production Period: **03/2014**

<u>Production Period</u>	<u>Receipt Segment</u>	<u>Delivery Segment</u>	<u>Service Class</u>	<u>Svc Req Contract</u>	<u>Receipt Location</u>	<u>Receipt Loc Prop</u>	<u>Delivery Location</u>	<u>Delivery Loc Prop</u>	<u>Fuel Quantity</u>
3/2014	SE 2	MI 7	TR	115621	505002	103565	521604	150409	75
3/2014	SE 2	MI 7	TR	115747	505002	103565	521116	42078	217
3/2014	SE 2	MI 7	TR	115747	505002	103565	521622	110850	230
3/2014	SE 2	MI 7	TR	115747	505002	103565	521690	40892	354
3/2014	SE 2	MI 7	TR	116556	505002	103565	521690	40892	942
3/2014	SE 2	MI 7	TR	117783	505002	103565	505108	243097	233
3/2014	SE 2	MI 7	TR	117783	505002	103565	521116	42078	213
3/2014	SE 2	MI 7	TR	117783	505002	103565	521690	40892	494
3/2014	SE 2	MI 7	TR	118088	505002	103565	505038	153808	125
3/2014	SE 2	MI 7	TR	118088	505002	103565	521116	42078	339
3/2014	SE 2	MI 7	TR	118088	505002	103565	523059	703495	351
3/2014	SE 2	MI 7	TR	119817	505002	103565	521116	42078	239
3/2014	SE 2	MI 7	TR	119817	505002	103565	521622	110850	214
3/2014	SE 2	MI 7	TR	119817	505002	103565	521636	22992	147
3/2014	SE 2	MI 7	TR	119817	505002	103565	521690	40892	72
3/2014	SE 2	MI 7	TR	120114	505002	103565	521116	42078	489
3/2014	SE 2	MI 7	TR	120114	505002	103565	521118	11578	177
3/2014	SE 2	MI 7	TR	120114	505002	103565	521122	11751	36
3/2014	SE 2	MI 7	TR	120114	505002	103565	521124	11562	36
3/2014	SE 2	MI 7	TR	120114	505002	103565	521138	11680	72
3/2014	SE 2	MI 7	TR	120114	505002	103565	521670	40468	36
3/2014	SE 2	MI 7	TR	120114	505002	103565	521690	40892	89
3/2014	SE 2	MI 7	TR	120721	505002	103565	521116	42078	450
3/2014	SE 2	MI 7	TR	120948	505002	103565	505038	153808	941
3/2014	SE 2	MI 7	TR	121099	505002	103565	505038	153808	13
3/2014	SE 2	MI 7	TR	121099	505002	103565	521030	282436	354
3/2014	SE 2	MI 7	TR	122305	505002	103565	505020	139252	30
3/2014	SE 2	MI 7	TR	122333	505002	103565	505020	139252	116
3/2014	SE 2	MI 7	TR	123335	505002	103565	521932	138744	103
3/2014	SE 2	MI 7	TR	123335	505002	103565	521948	4492	78
3/2014	SE 2	MI 7	TR	123340	505002	103565	521948	4492	31
3/2014	SE 2	MI 7	TR	123352	505002	103565	521932	138744	661
3/2014	SE 2	MI 7	TR	123352	505002	103565	521948	4492	489

ANR Pipeline Company Transportation Services Fuel By Route Analysis

VASCR351

Reporting Year: *January - December 2014*
 Production Period: **03/2014**

<u>Production Period</u>	<u>Receipt Segment</u>	<u>Delivery Segment</u>	<u>Service Class</u>	<u>Svc Req Contract</u>	<u>Receipt Location</u>	<u>Receipt Loc Prop</u>	<u>Delivery Location</u>	<u>Delivery Loc Prop</u>	<u>Fuel Quantity</u>
3/2014	SE 2	MI 7	TR	123479	505002	103565	521636	22992	344
3/2014	SE 2	MI 7	TR	123479	505002	103565	521932	138744	37
3/2014	SE 2	MI 7	TR	123480	505002	103565	521116	42078	2
3/2014	SE 2	MI 7	TR	123480	505002	103565	521636	22992	126
3/2014	SE 2	MI 7	TR	123480	505002	103565	521932	138744	24
3/2014	SE 2	MI 7	TR	123480	505002	103565	521948	4492	25
3/2014	SE 2	MI 7	TR	123481	505002	103565	521948	4492	29
3/2014	SE 2	MI 7	TR	123487	505002	103565	521948	4492	31
3/2014	SE 2	MI 7	TR	123542	505002	103565	505038	153808	20
3/2014	SE 2	MI 7	TR	123542	505002	103565	521636	22992	1
3/2014	SE 2	MI 7	TR	123542	505002	103565	521690	40892	91
3/2014	SE 2	MI 7	TR	123542	505002	103565	521932	138744	24
3/2014	SE 2	MI 7	TR	123543	505002	103565	505038	153808	98
3/2014	SE 2	MI 7	TR	123543	505002	103565	521636	22992	34
3/2014	SE 2	MI 7	TR	123543	505002	103565	521690	40892	183
3/2014	SE 2	MI 7	TR	123543	505002	103565	521932	138744	733
3/2014	SE 2	MI 7	TR	123549	505002	103565	521138	11680	62
3/2014	SE 2	MI 7	TR	124073	505264	68285	521008	11616	15
	Segment								25,207
3/2014	SE 2	SE 1	TR	108649	505002	103565	505276	325427	532
3/2014	SE 2	SE 1	TR	112268	505002	103565	522141	314210	17
3/2014	SE 2	SE 1	TR	113156	505002	103565	521036	186899	324
3/2014	SE 2	SE 1	TR	113650	505002	103565	521036	186899	522
3/2014	SE 2	SE 1	TR	114386	505002	103565	521036	186899	537
3/2014	SE 2	SE 1	TR	114490	505002	103565	521036	186899	1
3/2014	SE 2	SE 1	TR	114632	505002	103565	505276	325427	160
3/2014	SE 2	SE 1	TR	114872	505002	103565	521036	186899	304
3/2014	SE 2	SE 1	TR	115522	505002	103565	523064	766185	1,142
3/2014	SE 2	SE 1	TR	115602	505002	103565	520013	7703	13
3/2014	SE 2	SE 1	TR	115656	505002	103565	521036	186899	68
3/2014	SE 2	SE 1	TR	115656	505002	103565	523064	766185	975
3/2014	SE 2	SE 1	TR	115726	505002	103565	523064	766185	154
3/2014	SE 2	SE 1	TR	115727	505002	103565	523064	766185	703

**ANR Pipeline Company
 Transportation Services
 Fuel By Route Analysis**
VASCR351

 Reporting Year: *January - December 2014*
 Production Period: **03/2014**

<u>Production Period</u>	<u>Receipt Segment</u>	<u>Delivery Segment</u>	<u>Service Class</u>	<u>Svc Req Contract</u>	<u>Receipt Location</u>	<u>Receipt Loc Prop</u>	<u>Delivery Location</u>	<u>Delivery Loc Prop</u>	<u>Fuel Quantity</u>
3/2014	SE 2	SE 1	TR	116490	505002	103565	523064	766185	512
3/2014	SE 2	SE 1	TR	117272	505002	103565	523064	766185	153
3/2014	SE 2	SE 1	TR	118151	505002	103565	523064	766185	69
3/2014	SE 2	SE 1	TR	120095	505002	103565	521036	186899	19
3/2014	SE 2	SE 1	TR	120139	505002	103565	523064	766185	54
3/2014	SE 2	SE 1	TR	120716	505002	103565	523064	766185	70
3/2014	SE 2	SE 1	TR	120917	505002	103565	521036	186899	2,360
3/2014	SE 2	SE 1	TR	120969	505002	103565	505276	325427	280
3/2014	SE 2	SE 1	TR	121075	505002	103565	523064	766185	4
3/2014	SE 2	SE 1	TR	121099	505002	103565	521036	186899	43
3/2014	SE 2	SE 1	TR	122080	505002	103565	523064	766185	1,157
3/2014	SE 2	SE 1	TR	123145	505002	103565	521036	186899	25
3/2014	SE 2	SE 1	TR	123330	505002	103565	521036	186899	1
3/2014	SE 2	SE 1	TR	123335	505002	103565	521036	186899	2
3/2014	SE 2	SE 1	TR	123641	505002	103565	520013	7703	130
3/2014	SE 2	SE 1	TR	123641	505002	103565	521036	186899	42
3/2014	SE 2	SE 1	TR	123641	505002	103565	523064	766185	4,725
3/2014	SE 2	SE 1	TR	124003	505002	103565	521036	186899	135
3/2014	SE 2	SE 1	TR	124066	505002	103565	521036	186899	11
	Segment								15,244
3/2014	SE 2	SE 2	TR	106777	505002	103565	522130	38295	152
3/2014	SE 2	SE 2	TR	109726	505545	1250766	523050	467240	67
3/2014	SE 2	SE 2	TR	112268	505002	103565	522110	10410	172
3/2014	SE 2	SE 2	TR	112268	505545	1250766	520004	10369	84
3/2014	SE 2	SE 2	TR	112832	505002	103565	523050	467240	665
3/2014	SE 2	SE 2	TR	113480	505002	103565	523017	322045	311
3/2014	SE 2	SE 2	TR	113480	505264	68285	523017	322045	55
3/2014	SE 2	SE 2	TR	114386	505002	103565	520004	10369	1,302
3/2014	SE 2	SE 2	TR	114872	505002	103565	520004	10369	2,684
3/2014	SE 2	SE 2	TR	115419	505002	103565	520004	10369	358
3/2014	SE 2	SE 2	TR	115420	505002	103565	523018	322625	859
3/2014	SE 2	SE 2	TR	115457	505002	103565	523018	322625	62
3/2014	SE 2	SE 2	TR	115522	505002	103565	523050	467240	73

**ANR Pipeline Company
 Transportation Services
 Fuel By Route Analysis**
VASCR351

 Reporting Year: *January - December 2014*
 Production Period: **03/2014**

<u>Production Period</u>	<u>Receipt Segment</u>	<u>Delivery Segment</u>	<u>Service Class</u>	<u>Svc Req Contract</u>	<u>Receipt Location</u>	<u>Receipt Loc Prop</u>	<u>Delivery Location</u>	<u>Delivery Loc Prop</u>	<u>Fuel Quantity</u>
3/2014	SE 2	SE 2	TR	115602	505002	103565	520006	40317	12
3/2014	SE 2	SE 2	TR	115602	505002	103565	521632	42593	95
3/2014	SE 2	SE 2	TR	115602	505002	103565	523050	467240	117
3/2014	SE 2	SE 2	TR	115621	505002	103565	523050	467240	44
3/2014	SE 2	SE 2	TR	115726	505002	103565	520004	10369	1,786
3/2014	SE 2	SE 2	TR	115726	505002	103565	523063	742883	248
3/2014	SE 2	SE 2	TR	115727	505002	103565	520004	10369	675
3/2014	SE 2	SE 2	TR	115727	505002	103565	523050	467240	39
3/2014	SE 2	SE 2	TR	115727	505002	103565	523063	742883	212
3/2014	SE 2	SE 2	TR	116490	505002	103565	523018	322625	39
3/2014	SE 2	SE 2	TR	120086	505002	103565	521632	42593	28
3/2014	SE 2	SE 2	TR	120095	505002	103565	521632	42593	545
3/2014	SE 2	SE 2	TR	120104	505002	103565	522130	38295	239
3/2014	SE 2	SE 2	TR	120139	505002	103565	523063	742883	144
3/2014	SE 2	SE 2	TR	120616	505002	103565	521002	43613	21
3/2014	SE 2	SE 2	TR	120616	505002	103565	521662	233620	845
3/2014	SE 2	SE 2	TR	120616	505002	103565	523075	1387567	876
3/2014	SE 2	SE 2	TR	120716	505002	103565	521002	43613	35
3/2014	SE 2	SE 2	TR	120721	505002	103565	523018	322625	30
3/2014	SE 2	SE 2	TR	120721	505002	103565	523050	467240	53
3/2014	SE 2	SE 2	TR	120917	505002	103565	523063	742883	138
3/2014	SE 2	SE 2	TR	120948	505002	103565	520004	10369	33
3/2014	SE 2	SE 2	TR	120948	505002	103565	520009	10111	2,828
3/2014	SE 2	SE 2	TR	120948	505002	103565	521632	42593	3,490
3/2014	SE 2	SE 2	TR	120948	505002	103565	522110	10410	277
3/2014	SE 2	SE 2	TR	120948	505002	103565	523050	467240	45
3/2014	SE 2	SE 2	TR	120953	505002	103565	520006	40317	1
3/2014	SE 2	SE 2	TR	120969	505002	103565	520004	10369	635
3/2014	SE 2	SE 2	TR	121086	505002	103565	523018	322625	44
3/2014	SE 2	SE 2	TR	121086	505002	103565	523063	742883	210
3/2014	SE 2	SE 2	TR	121148	505002	103565	521662	233620	130
3/2014	SE 2	SE 2	TR	121148	505002	103565	523063	742883	127
3/2014	SE 2	SE 2	TR	121975	505002	103565	523017	322045	2,670

ANR Pipeline Company Transportation Services Fuel By Route Analysis

VASCR351

Reporting Year: *January - December 2014*
 Production Period: **03/2014**

<u>Production Period</u>	<u>Receipt Segment</u>	<u>Delivery Segment</u>	<u>Service Class</u>	<u>Svc Req Contract</u>	<u>Receipt Location</u>	<u>Receipt Loc Prop</u>	<u>Delivery Location</u>	<u>Delivery Loc Prop</u>	<u>Fuel Quantity</u>
3/2014	SE 2	SE 2	TR	122080	505002	103565	520004	10369	1,556
3/2014	SE 2	SE 2	TR	122080	505002	103565	521002	43613	4
3/2014	SE 2	SE 2	TR	122080	505002	103565	522130	38295	70
3/2014	SE 2	SE 2	TR	122080	505002	103565	523050	467240	1,264
3/2014	SE 2	SE 2	TR	122903	505002	103565	521632	42593	81
3/2014	SE 2	SE 2	TR	123048	505002	103565	523072	1261146	31
3/2014	SE 2	SE 2	TR	123145	505002	103565	523018	322625	651
3/2014	SE 2	SE 2	TR	123311	505002	103565	521632	42593	206
3/2014	SE 2	SE 2	TR	123311	505002	103565	521662	233620	324
3/2014	SE 2	SE 2	TR	123311	505002	103565	522110	10410	24
3/2014	SE 2	SE 2	TR	123641	505002	103565	520004	10369	61
3/2014	SE 2	SE 2	TR	123641	505002	103565	521632	42593	1
3/2014	SE 2	SE 2	TR	123641	505002	103565	523018	322625	1,663
3/2014	SE 2	SE 2	TR	123641	505002	103565	523050	467240	3,616
3/2014	SE 2	SE 2	TR	123641	505002	103565	523063	742883	88
3/2014	SE 2	SE 2	TR	123641	505545	1250766	520004	10369	227
3/2014	SE 2	SE 2	TR	123641	505545	1250766	520006	40317	4
3/2014	SE 2	SE 2	TR	123641	505545	1250766	521632	42593	2,443
3/2014	SE 2	SE 2	TR	123641	505545	1250766	523050	467240	2,637
3/2014	SE 2	SE 2	TR	124003	505002	103565	523063	742883	1,409
	Segment								39,915
3/2014	SE 2	SW 3	TR	119817	505002	103565	505039	153905	21
3/2014	SE 2	SW 3	TR	120114	505002	103565	505039	153905	42
3/2014	SE 2	SW 3	TR	120721	505002	103565	505039	153905	162
3/2014	SE 2	SW 3	TR	121099	505002	103565	505039	153905	31
	Segment								256
3/2014	SE 2	WI 7	TR	108862	505002	103565	521392	28730	372
3/2014	SE 2	WI 7	TR	109416	505002	103565	521316	28831	1,085
3/2014	SE 2	WI 7	TR	117334	505002	103565	505021	139253	7,874
	Segment								9,331
3/2014	SW 3	SW 1	TR	120629	502214	179887	523061	737783	620

ANR Pipeline Company Transportation Services Fuel By Route Analysis

VASCR351

 Reporting Year: *January - December 2014*
 Production Period: **03/2014**

<u>Production Period</u>	<u>Receipt Segment</u>	<u>Delivery Segment</u>	<u>Service Class</u>	<u>Svc Req Contract</u>	<u>Receipt Location</u>	<u>Receipt Loc Prop</u>	<u>Delivery Location</u>	<u>Delivery Loc Prop</u>	<u>Fuel Quantity</u>
	Segment								620
3/2014	SW 3	SW 3	TR	120977	522132	153896	523067	951568	108
	Segment								108
3/2014	SW 4	ME 3	TR	1650	505003	103702	505008	139236	1,736
3/2014	SW 4	ME 3	TR	15350	505003	103702	521534	138745	2,542
3/2014	SW 4	ME 3	TR	110885	505003	103702	521620	16118	54
3/2014	SW 4	ME 3	TR	110948	505003	103702	505007	139235	1,269
3/2014	SW 4	ME 3	TR	123547	505003	103702	521540	4223	28
	Segment								5,629
3/2014	SW 4	MI 7	TR	5450	505003	103702	505038	153808	2,192
3/2014	SW 4	MI 7	TR	107893	505003	103702	521008	11616	699
3/2014	SW 4	MI 7	TR	108181	505003	103702	505038	153808	85
3/2014	SW 4	MI 7	TR	108304	505003	103702	505030	139369	15,810
3/2014	SW 4	MI 7	TR	109422	505003	103702	505018	139250	7,378
3/2014	SW 4	MI 7	TR	109511	505003	103702	505038	153808	1,698
3/2014	SW 4	MI 7	TR	109511	505003	103702	505108	243097	867
3/2014	SW 4	MI 7	TR	109511	505003	103702	521104	40849	41,090
3/2014	SW 4	MI 7	TR	109511	505003	103702	521116	42078	4,836
3/2014	SW 4	MI 7	TR	109511	505003	103702	521118	11578	121
3/2014	SW 4	MI 7	TR	109511	505003	103702	521138	11680	211
3/2014	SW 4	MI 7	TR	109511	505003	103702	521636	22992	2,595
3/2014	SW 4	MI 7	TR	109511	505003	103702	521670	40468	51
3/2014	SW 4	MI 7	TR	109511	505003	103702	521962	139401	273
3/2014	SW 4	MI 7	TR	110109	505003	103702	521932	138744	188
3/2014	SW 4	MI 7	TR	110185	505003	103702	505108	243097	82
3/2014	SW 4	MI 7	TR	110505	505003	103702	521080	138675	809
3/2014	SW 4	MI 7	TR	110505	505003	103702	521116	42078	4,641
3/2014	SW 4	MI 7	TR	110505	505003	103702	521142	40477	102
3/2014	SW 4	MI 7	TR	110505	505003	103702	521160	11590	63
3/2014	SW 4	MI 7	TR	110505	505003	103702	521932	138744	61
3/2014	SW 4	MI 7	TR	110505	505003	103702	521948	4492	20
3/2014	SW 4	MI 7	TR	110506	505003	103702	521116	42078	5,270

ANR Pipeline Company Transportation Services Fuel By Route Analysis

VASCR351

 Reporting Year: *January - December 2014*
 Production Period: **03/2014**

<u>Production Period</u>	<u>Receipt Segment</u>	<u>Delivery Segment</u>	<u>Service Class</u>	<u>Svc Req Contract</u>	<u>Receipt Location</u>	<u>Receipt Loc Prop</u>	<u>Delivery Location</u>	<u>Delivery Loc Prop</u>	<u>Fuel Quantity</u>
3/2014	SW 4	MI 7	TR	110507	505003	103702	521116	42078	527
3/2014	SW 4	MI 7	TR	110884	505003	103702	505108	243097	8,719
3/2014	SW 4	MI 7	TR	110884	505003	103702	521008	11616	6,923
3/2014	SW 4	MI 7	TR	110884	505003	103702	521116	42078	1,277
3/2014	SW 4	MI 7	TR	110884	505003	103702	521690	40892	9,109
3/2014	SW 4	MI 7	TR	110885	505003	103702	505038	153808	1,796
3/2014	SW 4	MI 7	TR	110885	505003	103702	505108	243097	11,202
3/2014	SW 4	MI 7	TR	110885	505003	103702	521074	40470	4
3/2014	SW 4	MI 7	TR	110885	505003	103702	521098	108641	137
3/2014	SW 4	MI 7	TR	110885	505003	103702	521116	42078	3,975
3/2014	SW 4	MI 7	TR	110885	505003	103702	521122	11751	329
3/2014	SW 4	MI 7	TR	110885	505003	103702	521124	11562	239
3/2014	SW 4	MI 7	TR	110885	505003	103702	521138	11680	332
3/2014	SW 4	MI 7	TR	110885	505003	103702	521142	40477	284
3/2014	SW 4	MI 7	TR	110885	505003	103702	521144	11580	266
3/2014	SW 4	MI 7	TR	110885	505003	103702	521146	11785	428
3/2014	SW 4	MI 7	TR	110885	505003	103702	521622	110850	260
3/2014	SW 4	MI 7	TR	110885	505003	103702	521636	22992	45
3/2014	SW 4	MI 7	TR	110885	505003	103702	521690	40892	725
3/2014	SW 4	MI 7	TR	110885	505003	103702	521932	138744	415
3/2014	SW 4	MI 7	TR	110885	505003	103702	521962	139401	108
3/2014	SW 4	MI 7	TR	110889	505003	103702	521016	4196	192
3/2014	SW 4	MI 7	TR	110889	505003	103702	521074	40470	2
3/2014	SW 4	MI 7	TR	110889	505003	103702	521118	11578	896
3/2014	SW 4	MI 7	TR	110889	505003	103702	521122	11751	146
3/2014	SW 4	MI 7	TR	110889	505003	103702	521124	11562	137
3/2014	SW 4	MI 7	TR	110889	505003	103702	521142	40477	357
3/2014	SW 4	MI 7	TR	110889	505003	103702	521144	11580	72
3/2014	SW 4	MI 7	TR	110889	505003	103702	521146	11785	120
3/2014	SW 4	MI 7	TR	110889	505003	103702	521162	11748	11
3/2014	SW 4	MI 7	TR	110889	505003	103702	521636	22992	1,832
3/2014	SW 4	MI 7	TR	110889	505003	103702	521690	40892	231
3/2014	SW 4	MI 7	TR	110889	505003	103702	523052	467243	527

**ANR Pipeline Company
 Transportation Services
 Fuel By Route Analysis**
VASCR351

 Reporting Year: *January - December 2014*
 Production Period: **03/2014**

<u>Production Period</u>	<u>Receipt Segment</u>	<u>Delivery Segment</u>	<u>Service Class</u>	<u>Svc Req Contract</u>	<u>Receipt Location</u>	<u>Receipt Loc Prop</u>	<u>Delivery Location</u>	<u>Delivery Loc Prop</u>	<u>Fuel Quantity</u>
3/2014	SW 4	MI 7	TR	110949	505003	103702	505028	139366	2,817
3/2014	SW 4	MI 7	TR	110956	505003	103702	505038	153808	15
3/2014	SW 4	MI 7	TR	110956	505003	103702	521080	138675	5,920
3/2014	SW 4	MI 7	TR	110956	505003	103702	521098	108641	30
3/2014	SW 4	MI 7	TR	110956	505003	103702	521116	42078	11,702
3/2014	SW 4	MI 7	TR	110956	505003	103702	521690	40892	308
3/2014	SW 4	MI 7	TR	110956	505003	103702	521985	278172	1,505
3/2014	SW 4	MI 7	TR	112484	505003	103702	505108	243097	178
3/2014	SW 4	MI 7	TR	113056	505003	103702	505038	153808	2,655
3/2014	SW 4	MI 7	TR	113056	505003	103702	521008	11616	6,903
3/2014	SW 4	MI 7	TR	113056	505003	103702	521116	42078	2,124
3/2014	SW 4	MI 7	TR	113056	505003	103702	523008	312117	3,717
3/2014	SW 4	MI 7	TR	113372	505003	103702	521074	40470	8
3/2014	SW 4	MI 7	TR	113372	505003	103702	521080	138675	945
3/2014	SW 4	MI 7	TR	113372	505003	103702	521116	42078	6,882
3/2014	SW 4	MI 7	TR	113372	505003	103702	521142	40477	48
3/2014	SW 4	MI 7	TR	113372	505003	103702	521144	11580	33
3/2014	SW 4	MI 7	TR	113372	505003	103702	521146	11785	8
3/2014	SW 4	MI 7	TR	113372	505003	103702	521156	11572	39
3/2014	SW 4	MI 7	TR	113679	505003	103702	505038	153808	1,662
3/2014	SW 4	MI 7	TR	113679	505003	103702	521008	11616	733
3/2014	SW 4	MI 7	TR	113679	505003	103702	523008	312117	2,673
3/2014	SW 4	MI 7	TR	113681	505003	103702	505038	153808	567
3/2014	SW 4	MI 7	TR	113681	505003	103702	523008	312117	415
3/2014	SW 4	MI 7	TR	113682	505003	103702	505038	153808	1,266
3/2014	SW 4	MI 7	TR	113682	505003	103702	521008	11616	385
3/2014	SW 4	MI 7	TR	113682	505003	103702	523008	312117	1,818
3/2014	SW 4	MI 7	TR	114671	505003	103702	505038	153808	213
3/2014	SW 4	MI 7	TR	114671	505003	103702	521008	11616	233
3/2014	SW 4	MI 7	TR	114671	505003	103702	523008	312117	213
3/2014	SW 4	MI 7	TR	115269	505003	103702	521080	138675	25,943
3/2014	SW 4	MI 7	TR	118088	505003	103702	505038	153808	377
3/2014	SW 4	MI 7	TR	118145	505003	103702	521074	40470	2,144

ANR Pipeline Company Transportation Services Fuel By Route Analysis

VASCR351

 Reporting Year: *January - December 2014*
 Production Period: **03/2014**

<u>Production Period</u>	<u>Receipt Segment</u>	<u>Delivery Segment</u>	<u>Service Class</u>	<u>Svc Req Contract</u>	<u>Receipt Location</u>	<u>Receipt Loc Prop</u>	<u>Delivery Location</u>	<u>Delivery Loc Prop</u>	<u>Fuel Quantity</u>
3/2014	SW 4	MI 7	TR	118145	505003	103702	521116	42078	362
3/2014	SW 4	MI 7	TR	118145	505003	103702	521622	110850	10,538
3/2014	SW 4	MI 7	TR	118145	505003	103702	521962	139401	3,761
3/2014	SW 4	MI 7	TR	120721	505003	103702	505108	243097	37
3/2014	SW 4	MI 7	TR	120977	505003	103702	505038	153808	444
3/2014	SW 4	MI 7	TR	120977	505003	103702	521116	42078	494
3/2014	SW 4	MI 7	TR	120977	505003	103702	523008	312117	87
3/2014	SW 4	MI 7	TR	122011	505003	103702	505038	153808	526
3/2014	SW 4	MI 7	TR	122011	505003	103702	505108	243097	23,236
3/2014	SW 4	MI 7	TR	122011	505003	103702	521008	11616	15,211
3/2014	SW 4	MI 7	TR	122011	505003	103702	521116	42078	11,586
3/2014	SW 4	MI 7	TR	122247	505003	103702	521102	11674	4,947
3/2014	SW 4	MI 7	TR	122247	505003	103702	521106	11747	4,947
3/2014	SW 4	MI 7	TR	122247	505003	103702	521110	11803	5,916
3/2014	SW 4	MI 7	TR	122262	505003	103702	505038	153808	118
3/2014	SW 4	MI 7	TR	122262	505003	103702	521116	42078	20,708
3/2014	SW 4	MI 7	TR	122262	505003	103702	521636	22992	223
3/2014	SW 4	MI 7	TR	122271	505003	103702	505038	153808	14,018
3/2014	SW 4	MI 7	TR	122271	505003	103702	505108	243097	13,392
3/2014	SW 4	MI 7	TR	122271	505003	103702	521690	40892	10,395
3/2014	SW 4	MI 7	TR	122271	505003	103702	523008	312117	8,746
3/2014	SW 4	MI 7	TR	122495	505003	103702	521098	108641	10,211
3/2014	SW 4	MI 7	TR	122694	505003	103702	505108	243097	136
3/2014	SW 4	MI 7	TR	122694	505003	103702	521008	11616	1,031
3/2014	SW 4	MI 7	TR	122694	505003	103702	521016	4196	2,651
3/2014	SW 4	MI 7	TR	122694	505003	103702	521690	40892	17,263
3/2014	SW 4	MI 7	TR	122837	505003	103702	521030	282436	414
3/2014	SW 4	MI 7	TR	123257	505003	103702	505108	243097	1,309
3/2014	SW 4	MI 7	TR	123257	505003	103702	521116	42078	1,777
3/2014	SW 4	MI 7	TR	123257	505003	103702	521636	22992	13
3/2014	SW 4	MI 7	TR	123257	505003	103702	521690	40892	1,292
3/2014	SW 4	MI 7	TR	123257	505003	103702	521932	138744	469
3/2014	SW 4	MI 7	TR	123319	505003	103702	521932	138744	93

ANR Pipeline Company Transportation Services Fuel By Route Analysis

VASCR351

Reporting Year: *January - December 2014*
 Production Period: **03/2014**

<u>Production Period</u>	<u>Receipt Segment</u>	<u>Delivery Segment</u>	<u>Service Class</u>	<u>Svc Req Contract</u>	<u>Receipt Location</u>	<u>Receipt Loc Prop</u>	<u>Delivery Location</u>	<u>Delivery Loc Prop</u>	<u>Fuel Quantity</u>
3/2014	SW 4	MI 7	TR	123343	505003	103702	521948	4492	62
3/2014	SW 4	MI 7	TR	123433	505003	103702	521948	4492	45
3/2014	SW 4	MI 7	TR	123485	505003	103702	521948	4492	31
3/2014	SW 4	MI 7	TR	123492	505003	103702	521948	4492	31
3/2014	SW 4	MI 7	TR	123529	505003	103702	521932	138744	31
3/2014	SW 4	MI 7	TR	123547	505003	103702	521690	40892	3
3/2014	SW 4	MI 7	TR	123552	505003	103702	521138	11680	124
3/2014	SW 4	MI 7	TR	123713	505003	103702	521008	11616	8,615
3/2014	SW 4	MI 7	TR	123713	505003	103702	521074	40470	7,219
3/2014	SW 4	MI 7	TR	123894	510011	16435	521622	110850	6,240
3/2014	SW 4	MI 7	TR	124071	505003	103702	505017	139249	209
3/2014	SW 4	MI 7	TR	124073	505228	153722	521008	11616	13
3/2014	SW 4	MI 7	TR	124081	505003	103702	505108	243097	1,606
3/2014	SW 4	MI 7	TR	124081	505003	103702	521624	4375	110
3/2014	SW 4	MI 7	TR	124081	505003	103702	521932	138744	2,266
	Segment								438,200
3/2014	SW 4	MW 5	TR	111657	505003	103702	521656	284918	1,477
3/2014	SW 4	MW 5	TR	121091	505003	103702	521408	12999	20
3/2014	SW 4	MW 5	TR	121091	505003	103702	521600	40285	20
3/2014	SW 4	MW 5	TR	122926	505003	103702	521600	40285	3
3/2014	SW 4	MW 5	TR	123262	505003	103702	521408	12999	123
3/2014	SW 4	MW 5	TR	123390	505003	103702	521600	40285	18
3/2014	SW 4	MW 5	TR	123495	505003	103702	521600	40285	13
3/2014	SW 4	MW 5	TR	123495	505003	103702	521656	284918	317
3/2014	SW 4	MW 5	TS	109136	505003	103702	521596	5227	62
3/2014	SW 4	MW 5	TS	109149	505003	103702	505015	139247	347
	Segment								2,400
3/2014	SW 4	MW 6	TR	200	505003	103702	505013	139241	11,848
3/2014	SW 4	MW 6	TR	200	505003	103702	521434	4619	1,329
3/2014	SW 4	MW 6	TR	200	505003	103702	521470	4738	93
3/2014	SW 4	MW 6	TR	200	505003	103702	521482	4741	62
3/2014	SW 4	MW 6	TR	700	505003	103702	505014	139246	1,711

**ANR Pipeline Company
 Transportation Services
 Fuel By Route Analysis**
VASCR351

 Reporting Year: *January - December 2014*
 Production Period: **03/2014**

<u>Production Period</u>	<u>Receipt Segment</u>	<u>Delivery Segment</u>	<u>Service Class</u>	<u>Svc Req Contract</u>	<u>Receipt Location</u>	<u>Receipt Loc Prop</u>	<u>Delivery Location</u>	<u>Delivery Loc Prop</u>	<u>Fuel Quantity</u>
3/2014	SW 4	MW 6	TR	19750	505003	103702	521440	4616	2,822
3/2014	SW 4	MW 6	TR	108861	505003	103702	521498	4857	712
3/2014	SW 4	MW 6	TR	108986	505003	103702	505005	139233	1,723
3/2014	SW 4	MW 6	TR	108986	505003	103702	521658	3605	425
3/2014	SW 4	MW 6	TR	110109	505003	103702	521482	4741	2,761
3/2014	SW 4	MW 6	TR	110185	505003	103702	505013	139241	4,255
3/2014	SW 4	MW 6	TR	110185	505003	103702	521086	103709	177
3/2014	SW 4	MW 6	TR	110185	505003	103702	521470	4738	2,900
3/2014	SW 4	MW 6	TR	110185	505003	103702	521482	4741	937
3/2014	SW 4	MW 6	TR	110291	505003	103702	521438	4614	3,458
3/2014	SW 4	MW 6	TR	110889	505003	103702	521470	4738	632
3/2014	SW 4	MW 6	TR	110956	505003	103702	521400	13135	63
3/2014	SW 4	MW 6	TR	110956	505003	103702	521420	4602	191
3/2014	SW 4	MW 6	TR	110956	505003	103702	521432	4691	165
3/2014	SW 4	MW 6	TR	110956	505003	103702	521434	4619	62
3/2014	SW 4	MW 6	TR	110956	505003	103702	521470	4738	149
3/2014	SW 4	MW 6	TR	110956	505003	103702	521482	4741	433
3/2014	SW 4	MW 6	TR	110956	505003	103702	521506	3797	25
3/2014	SW 4	MW 6	TR	113155	505003	103702	521470	4738	3,105
3/2014	SW 4	MW 6	TR	114497	505003	103702	521434	4619	66
3/2014	SW 4	MW 6	TR	114497	505003	103702	521470	4738	71
3/2014	SW 4	MW 6	TR	114497	505003	103702	521482	4741	24
3/2014	SW 4	MW 6	TR	114497	505003	103702	521658	3605	558
3/2014	SW 4	MW 6	TR	116236	505003	103702	521438	4614	3,867
3/2014	SW 4	MW 6	TR	118088	505003	103702	521420	4602	31
3/2014	SW 4	MW 6	TR	120554	505003	103702	521400	13135	88
3/2014	SW 4	MW 6	TR	120554	505003	103702	521420	4602	284
3/2014	SW 4	MW 6	TR	120554	505003	103702	521470	4738	341
3/2014	SW 4	MW 6	TR	121212	505003	103702	521428	40193	1,096
3/2014	SW 4	MW 6	TR	122580	505003	103702	521482	4741	2,320
3/2014	SW 4	MW 6	TR	122926	505003	103702	521400	13135	30
3/2014	SW 4	MW 6	TR	122926	505003	103702	521420	4602	90
3/2014	SW 4	MW 6	TR	123257	505003	103702	521400	13135	5

ANR Pipeline Company Transportation Services Fuel By Route Analysis
--

VASCR351

 Reporting Year: *January - December 2014*
 Production Period: **03/2014**

<u>Production Period</u>	<u>Receipt Segment</u>	<u>Delivery Segment</u>	<u>Service Class</u>	<u>Svc Req Contract</u>	<u>Receipt Location</u>	<u>Receipt Loc Prop</u>	<u>Delivery Location</u>	<u>Delivery Loc Prop</u>	<u>Fuel Quantity</u>
3/2014	SW 4	MW 6	TR	123390	505003	103702	521400	13135	185
3/2014	SW 4	MW 6	TR	123390	505003	103702	521420	4602	3,180
3/2014	SW 4	MW 6	TR	123390	505003	103702	521914	40412	118
3/2014	SW 4	MW 6	TR	123495	505003	103702	521400	13135	224
3/2014	SW 4	MW 6	TR	123495	505003	103702	521420	4602	380
3/2014	SW 4	MW 6	TR	123495	505003	103702	521434	4619	930
3/2014	SW 4	MW 6	TR	123495	505003	103702	521914	40412	1,321
3/2014	SW 4	MW 6	TR	124071	505003	103702	521506	3797	93
3/2014	SW 4	MW 6	TR	124081	505003	103702	521400	13135	274
3/2014	SW 4	MW 6	TR	124081	505003	103702	521426	40183	31
3/2014	SW 4	MW 6	TR	124081	505003	103702	521434	4619	79
3/2014	SW 4	MW 6	TR	124081	505003	103702	521482	4741	1,466
3/2014	SW 4	MW 6	TR	124081	505003	103702	521608	171759	121
3/2014	SW 4	MW 6	TR	124081	505003	103702	521658	3605	90
3/2014	SW 4	MW 6	TS	109137	505003	103702	521492	4604	344
3/2014	SW 4	MW 6	TS	109139	505003	103702	521424	13215	31
3/2014	SW 4	MW 6	TS	109142	505003	103702	521526	3969	147
3/2014	SW 4	MW 6	TS	109143	505003	103702	521430	40195	708
3/2014	SW 4	MW 6	TS	109146	505003	103702	521496	4689	95
3/2014	SW 4	MW 6	TS	109148	505003	103702	521566	12977	661
3/2014	SW 4	MW 6	TS	109150	505003	103702	505029	139367	609
3/2014	SW 4	MW 6	TS	109152	505003	103702	521524	3973	647
3/2014	SW 4	MW 6	TS	109153	505003	103702	521422	12976	31
3/2014	SW 4	MW 6	TS	109161	505003	103702	521598	4564	92
3/2014	SW 4	MW 6	TS	109162	505003	103702	521504	4856	48
3/2014	SW 4	MW 6	TS	109163	505003	103702	521502	4747	116
3/2014	SW 4	MW 6	TS	109169	505003	103702	521418	12991	619
3/2014	SW 4	MW 6	TS	109170	505003	103702	521494	4605	558
3/2014	SW 4	MW 6	TS	109171	505003	103702	521428	40193	632
3/2014	SW 4	MW 6	TS	109198	505003	103702	521426	40183	243
3/2014	SW 4	MW 6	TS	109199	505003	103702	521500	4693	164
3/2014	SW 4	MW 6	TS	110863	505003	103702	521608	171759	191

Segment
63,337

ANR Pipeline Company Transportation Services Fuel By Route Analysis

VASCR351

Reporting Year: *January - December 2014*
 Production Period: **03/2014**

<u>Production Period</u>	<u>Receipt Segment</u>	<u>Delivery Segment</u>	<u>Service Class</u>	<u>Svc Req Contract</u>	<u>Receipt Location</u>	<u>Receipt Loc Prop</u>	<u>Delivery Location</u>	<u>Delivery Loc Prop</u>	<u>Fuel Quantity</u>
3/2014	SW 4	SW 1	TR	118265	505003	103702	522124	158286	408
3/2014	SW 4	SW 1	TR	120673	505003	103702	523061	737783	36
3/2014	SW 4	SW 1	TR	120703	505003	103702	523076	1388911	329
	Segment								773
3/2014	SW 4	SW 3	TR	102083	505003	103702	521070	221448	49
3/2014	SW 4	SW 3	TR	120721	511132	90017	505039	153905	40
3/2014	SW 4	SW 3	TR	120977	505003	103702	523067	951568	306
3/2014	SW 4	SW 3	TR	121091	505003	103702	523067	951568	850
	Segment								1,245
3/2014	SW 4	SW 4	TR	113652	510011	16435	513042	385402	1,461
3/2014	SW 4	SW 4	TR	115706	510034	187481	521642	237023	434
3/2014	SW 4	SW 4	TR	120977	505003	103702	521020	34887	609
3/2014	SW 4	SW 4	TR	120977	505228	153722	521020	34887	71
3/2014	SW 4	SW 4	TR	121091	505003	103702	513042	385402	52
3/2014	SW 4	SW 4	TR	121091	505003	103702	521040	234898	31
3/2014	SW 4	SW 4	TR	123915	505003	103702	521664	174769	87
3/2014	SW 4	SW 4	TR	124090	505003	103702	521020	34887	2,894
3/2014	SW 4	SW 4	TR	124096	505003	103702	521020	34887	1,719
3/2014	SW 4	SW 4	TR	124097	505003	103702	521020	34887	2,846
3/2014	SW 4	SW 4	TR	124100	505003	103702	521020	34887	510
3/2014	SW 4	SW 4	TR	124104	505003	103702	521020	34887	8,285
3/2014	SW 4	SW 4	TR	124108	505003	103702	521020	34887	1,962
3/2014	SW 4	SW 4	TR	124195	505003	103702	521020	34887	1,140
	Segment								22,101
3/2014	SW 4	SW 5	TR	120629	510034	187481	522116	278352	248
	Segment								248
3/2014	SW 4	WI 7	TR	800	505003	103702	505025	139257	12,759
3/2014	SW 4	WI 7	TR	5450	505003	103702	505026	139258	68,896
3/2014	SW 4	WI 7	TR	104845	505003	103702	505025	139257	7,483
3/2014	SW 4	WI 7	TR	107873	505003	103702	521172	28846	15,469
3/2014	SW 4	WI 7	TR	107893	505003	103702	505024	139256	7,471

**ANR Pipeline Company
 Transportation Services
 Fuel By Route Analysis**
VASCR351

 Reporting Year: *January - December 2014*
 Production Period: **03/2014**

<u>Production Period</u>	<u>Receipt Segment</u>	<u>Delivery Segment</u>	<u>Service Class</u>	<u>Svc Req Contract</u>	<u>Receipt Location</u>	<u>Receipt Loc Prop</u>	<u>Delivery Location</u>	<u>Delivery Loc Prop</u>	<u>Fuel Quantity</u>
3/2014	SW 4	WI 7	TR	108181	505003	103702	523032	384134	10,455
3/2014	SW 4	WI 7	TR	108268	505003	103702	505016	139248	10,540
3/2014	SW 4	WI 7	TR	108863	505003	103702	521392	28730	434
3/2014	SW 4	WI 7	TR	109665	505003	103702	521370	28788	186
3/2014	SW 4	WI 7	TR	109975	505003	103702	523034	384136	10,540
3/2014	SW 4	WI 7	TR	110885	505003	103702	510041	11661	1,685
3/2014	SW 4	WI 7	TR	110885	505003	103702	521012	40226	902
3/2014	SW 4	WI 7	TR	110885	505003	103702	521172	28846	3,544
3/2014	SW 4	WI 7	TR	110885	505003	103702	521178	28883	87
3/2014	SW 4	WI 7	TR	110885	505003	103702	521186	42139	344
3/2014	SW 4	WI 7	TR	110885	505003	103702	521240	28759	580
3/2014	SW 4	WI 7	TR	110885	505003	103702	521246	28844	469
3/2014	SW 4	WI 7	TR	110885	505003	103702	521250	28841	5,952
3/2014	SW 4	WI 7	TR	110885	505003	103702	521266	28702	3,334
3/2014	SW 4	WI 7	TR	110885	505003	103702	521314	28661	1,445
3/2014	SW 4	WI 7	TR	110885	505003	103702	521324	28794	102
3/2014	SW 4	WI 7	TR	110885	505003	103702	521350	28660	81
3/2014	SW 4	WI 7	TR	110885	505003	103702	521784	28720	319
3/2014	SW 4	WI 7	TR	110885	505003	103702	521814	36934	45
3/2014	SW 4	WI 7	TR	110885	505003	103702	523034	384136	12,312
3/2014	SW 4	WI 7	TR	112883	505003	103702	505024	139256	5,890
3/2014	SW 4	WI 7	TR	112891	505003	103702	521172	28846	10,788
3/2014	SW 4	WI 7	TR	112923	505003	103702	521172	28846	16,027
3/2014	SW 4	WI 7	TR	112924	505003	103702	505024	139256	8,680
3/2014	SW 4	WI 7	TR	113056	505003	103702	523035	387791	1,062
3/2014	SW 4	WI 7	TR	113238	505003	103702	521814	36934	1,052
3/2014	SW 4	WI 7	TR	113679	505003	103702	523035	387791	456
3/2014	SW 4	WI 7	TR	113682	505003	103702	523035	387791	703
3/2014	SW 4	WI 7	TR	114497	505003	103702	521176	28859	2,673
3/2014	SW 4	WI 7	TR	114497	505003	103702	521246	28844	1,889
3/2014	SW 4	WI 7	TR	114497	505003	103702	521266	28702	4,359
3/2014	SW 4	WI 7	TR	114497	505003	103702	521314	28661	6,077
3/2014	SW 4	WI 7	TR	117331	505003	103702	505021	139253	11,288

ANR Pipeline Company Transportation Services Fuel By Route Analysis

VASCR351

 Reporting Year: *January - December 2014*
 Production Period: **03/2014**

<u>Production Period</u>	<u>Receipt Segment</u>	<u>Delivery Segment</u>	<u>Service Class</u>	<u>Svc Req Contract</u>	<u>Receipt Location</u>	<u>Receipt Loc Prop</u>	<u>Delivery Location</u>	<u>Delivery Loc Prop</u>	<u>Fuel Quantity</u>
3/2014	SW 4	WI 7	TR	122067	505003	103702	521108	11702	14,756
3/2014	SW 4	WI 7	TR	123152	505003	103702	521012	40226	3,110
3/2014	SW 4	WI 7	TR	123152	505003	103702	521246	28844	2,602
3/2014	SW 4	WI 7	TR	123152	505003	103702	521250	28841	1,797
3/2014	SW 4	WI 7	TR	123152	505003	103702	521314	28661	30
3/2014	SW 4	WI 7	TR	123152	505003	103702	521676	100052	54
3/2014	SW 4	WI 7	TR	123152	505003	103702	521786	28798	307
3/2014	SW 4	WI 7	TR	123495	505003	103702	521012	40226	365
3/2014	SW 4	WI 7	TR	123495	505003	103702	521168	28834	104
3/2014	SW 4	WI 7	TR	123495	505003	103702	521172	28846	633
3/2014	SW 4	WI 7	TR	123495	505003	103702	521180	28875	306
3/2014	SW 4	WI 7	TR	123495	505003	103702	521188	28862	1,189
3/2014	SW 4	WI 7	TR	123495	505003	103702	521198	28782	217
3/2014	SW 4	WI 7	TR	123495	505003	103702	521210	28828	665
3/2014	SW 4	WI 7	TR	123495	505003	103702	521218	28865	11
3/2014	SW 4	WI 7	TR	123495	505003	103702	521250	28841	473
3/2014	SW 4	WI 7	TR	123495	505003	103702	521314	28661	63
3/2014	SW 4	WI 7	TR	123495	505003	103702	521610	261574	720
3/2014	SW 4	WI 7	TR	123495	505003	103702	521676	100052	1,814
3/2014	SW 4	WI 7	TR	123495	505003	103702	521810	36869	235
3/2014	SW 4	WI 7	TR	123649	505003	103702	521316	28831	744
3/2014	SW 4	WI 7	TR	123894	510011	16435	521172	28846	260
3/2014	SW 4	WI 7	TR	123894	510011	16435	523032	384134	102
3/2014	SW 4	WI 7	TR	123894	510011	16435	523035	387791	1,458
3/2014	SW 4	WI 7	TR	124071	505003	103702	521172	28846	6,007
3/2014	SW 4	WI 7	TR	124071	505003	103702	521174	28778	666
3/2014	SW 4	WI 7	TR	124071	505003	103702	521178	28883	31
3/2014	SW 4	WI 7	TR	124071	505003	103702	521180	28875	728
3/2014	SW 4	WI 7	TR	124071	505003	103702	521182	28854	465
3/2014	SW 4	WI 7	TR	124071	505003	103702	521186	42139	62
3/2014	SW 4	WI 7	TR	124071	505003	103702	521190	28825	217
3/2014	SW 4	WI 7	TR	124071	505003	103702	521198	28782	6
3/2014	SW 4	WI 7	TR	124071	505003	103702	521200	28679	212

**ANR Pipeline Company
 Transportation Services
 Fuel By Route Analysis**
VASCR351

 Reporting Year: *January - December 2014*
 Production Period: **03/2014**

<u>Production Period</u>	<u>Receipt Segment</u>	<u>Delivery Segment</u>	<u>Service Class</u>	<u>Svc Req Contract</u>	<u>Receipt Location</u>	<u>Receipt Loc Prop</u>	<u>Delivery Location</u>	<u>Delivery Loc Prop</u>	<u>Fuel Quantity</u>
3/2014	SW 4	WI 7	TR	124071	505003	103702	521210	28828	62
3/2014	SW 4	WI 7	TR	124071	505003	103702	521218	28865	155
3/2014	SW 4	WI 7	TR	124071	505003	103702	521230	28819	3
3/2014	SW 4	WI 7	TR	124071	505003	103702	521238	28836	31
3/2014	SW 4	WI 7	TR	124071	505003	103702	521240	28759	5
3/2014	SW 4	WI 7	TR	124071	505003	103702	521246	28844	976
3/2014	SW 4	WI 7	TR	124071	505003	103702	521248	28811	3
3/2014	SW 4	WI 7	TR	124071	505003	103702	521250	28841	510
3/2014	SW 4	WI 7	TR	124071	505003	103702	521252	28779	3,702
3/2014	SW 4	WI 7	TR	124071	505003	103702	521260	36867	758
3/2014	SW 4	WI 7	TR	124071	505003	103702	521262	36868	547
3/2014	SW 4	WI 7	TR	124071	505003	103702	521266	28702	283
3/2014	SW 4	WI 7	TR	124071	505003	103702	521288	28670	15
3/2014	SW 4	WI 7	TR	124071	505003	103702	521298	28736	1,174
3/2014	SW 4	WI 7	TR	124071	505003	103702	521314	28661	793
3/2014	SW 4	WI 7	TR	124071	505003	103702	521316	28831	166
3/2014	SW 4	WI 7	TR	124071	505003	103702	521320	28740	93
3/2014	SW 4	WI 7	TR	124071	505003	103702	521322	28868	106
3/2014	SW 4	WI 7	TR	124071	505003	103702	521324	28794	190
3/2014	SW 4	WI 7	TR	124071	505003	103702	521330	28761	310
3/2014	SW 4	WI 7	TR	124071	505003	103702	521336	28738	1,696
3/2014	SW 4	WI 7	TR	124071	505003	103702	521356	28774	6
3/2014	SW 4	WI 7	TR	124071	505003	103702	521358	28776	93
3/2014	SW 4	WI 7	TR	124071	505003	103702	521374	28662	388
3/2014	SW 4	WI 7	TR	124071	505003	103702	521784	28720	631
3/2014	SW 4	WI 7	TR	124071	505003	103702	521812	40304	1,736
3/2014	SW 4	WI 7	TR	124071	505003	103702	521814	36934	1,413
3/2014	SW 4	WI 7	TR	124071	505003	103702	523041	395460	1,298
3/2014	SW 4	WI 7	TS	108864	505003	103702	521392	28730	2,380
3/2014	SW 4	WI 7	TS	108872	505003	103702	521396	150407	371
	Segment								306,681
3/2014	WI 7	MI 7	TR	109218	505023	139255	505038	153808	126
3/2014	WI 7	MI 7	TR	113652	510006	28808	505108	243097	188

**ANR Pipeline Company
 Transportation Services
 Fuel By Route Analysis**

VASCR351

Reporting Year: *January - December 2014*
 Production Period: **03/2014**

<u>Production Period</u>	<u>Receipt Segment</u>	<u>Delivery Segment</u>	<u>Service Class</u>	<u>Svc Req Contract</u>	<u>Receipt Location</u>	<u>Receipt Loc Prop</u>	<u>Delivery Location</u>	<u>Delivery Loc Prop</u>	<u>Fuel Quantity</u>
3/2014	WI 7	MI 7	TR	113652	510006	28808	521116	42078	45
3/2014	WI 7	MI 7	TR	116064	523032	384134	505038	153808	124
3/2014	WI 7	MI 7	TR	118793	505023	139255	505038	153808	16
3/2014	WI 7	MI 7	TR	121991	510006	28808	521116	42078	13
3/2014	WI 7	MI 7	TR	122977	510033	28873	505038	153808	9
3/2014	WI 7	MI 7	TR	123267	510006	28808	505038	153808	5
3/2014	WI 7	MI 7	TR	123272	510006	28808	505038	153808	5
3/2014	WI 7	MI 7	TR	123280	510006	28808	505038	153808	1
3/2014	WI 7	MI 7	TR	123282	510006	28808	505038	153808	2
3/2014	WI 7	MI 7	TR	123643	510006	28808	505038	153808	3
3/2014	WI 7	MI 7	TR	123986	510006	28808	521116	42078	54
3/2014	WI 7	MI 7	TR	124079	510006	28808	505108	243097	1,630
3/2014	WI 7	MI 7	TR	124079	510006	28808	510005	246067	33
3/2014	WI 7	MI 7	TR	124079	510006	28808	521116	42078	421
3/2014	WI 7	MI 7	TR	124164	510033	28873	505108	243097	10
3/2014	WI 7	MI 7	TS	121185	521172	28846	505038	153808	26
		Segment							2,711
3/2014	WI 7	WI 7	TR	107873	510033	28873	505023	139255	306
3/2014	WI 7	WI 7	TR	107893	510033	28873	521676	100052	81
3/2014	WI 7	WI 7	TR	109974	523034	384136	521172	28846	22
3/2014	WI 7	WI 7	TR	109974	523034	384136	521250	28841	1
3/2014	WI 7	WI 7	TR	109974	523034	384136	521784	28720	1
3/2014	WI 7	WI 7	TR	111730	523034	384136	521172	28846	78
3/2014	WI 7	WI 7	TR	111730	523034	384136	521250	28841	31
3/2014	WI 7	WI 7	TR	111730	523034	384136	521784	28720	16
3/2014	WI 7	WI 7	TR	111972	510041	11661	521012	40226	62
3/2014	WI 7	WI 7	TR	112565	521650	269472	521296	139402	3
3/2014	WI 7	WI 7	TR	112883	510033	28873	521676	100052	74
3/2014	WI 7	WI 7	TR	112891	510033	28873	505023	139255	305
3/2014	WI 7	WI 7	TR	112923	510033	28873	505023	139255	978
3/2014	WI 7	WI 7	TR	114466	510006	28808	505026	139258	22
3/2014	WI 7	WI 7	TR	114466	510033	28873	505026	139258	123
3/2014	WI 7	WI 7	TR	114466	510033	28873	521314	28661	22

ANR Pipeline Company Transportation Services Fuel By Route Analysis

VASCR351

Reporting Year: *January - December 2014*
 Production Period: **03/2014**

<u>Production Period</u>	<u>Receipt Segment</u>	<u>Delivery Segment</u>	<u>Service Class</u>	<u>Svc Req Contract</u>	<u>Receipt Location</u>	<u>Receipt Loc Prop</u>	<u>Delivery Location</u>	<u>Delivery Loc Prop</u>	<u>Fuel Quantity</u>
3/2014	WI 7	WI 7	TR	114490	510006	28808	521164	28842	6
3/2014	WI 7	WI 7	TR	114490	510006	28808	521314	28661	25
3/2014	WI 7	WI 7	TR	114490	510033	28873	521314	28661	11
3/2014	WI 7	WI 7	TR	114668	523034	384136	521258	265372	5
3/2014	WI 7	WI 7	TR	114668	523034	384136	521786	28798	4
3/2014	WI 7	WI 7	TR	121091	510006	28808	521182	28854	1
3/2014	WI 7	WI 7	TR	121091	510006	28808	521230	28819	3
3/2014	WI 7	WI 7	TR	121091	510006	28808	521252	28779	1
3/2014	WI 7	WI 7	TR	121091	510006	28808	521288	28670	1
3/2014	WI 7	WI 7	TR	122002	510006	28808	521164	28842	17
3/2014	WI 7	WI 7	TR	122002	510006	28808	521174	28778	5
3/2014	WI 7	WI 7	TR	122002	510006	28808	521180	28875	15
3/2014	WI 7	WI 7	TR	122002	510006	28808	521190	28825	5
3/2014	WI 7	WI 7	TR	122002	510006	28808	521314	28661	17
3/2014	WI 7	WI 7	TR	122002	510033	28873	521324	28794	162
3/2014	WI 7	WI 7	TR	122002	510041	11661	521314	28661	67
3/2014	WI 7	WI 7	TR	122248	510033	28873	521108	11702	2,356
3/2014	WI 7	WI 7	TR	122265	510033	28873	521178	28883	5
3/2014	WI 7	WI 7	TR	122265	510033	28873	521324	28794	13
3/2014	WI 7	WI 7	TR	123223	510006	28808	505026	139258	50
3/2014	WI 7	WI 7	TR	123223	510006	28808	510033	28873	22
3/2014	WI 7	WI 7	TR	123223	510033	28873	505026	139258	728
3/2014	WI 7	WI 7	TR	123273	510006	28808	521164	28842	1
3/2014	WI 7	WI 7	TR	123739	510006	28808	510033	28873	19
3/2014	WI 7	WI 7	TR	123739	510006	28808	521012	40226	56
3/2014	WI 7	WI 7	TR	123739	510006	28808	521172	28846	73
3/2014	WI 7	WI 7	TR	123739	510006	28808	521176	28859	10
3/2014	WI 7	WI 7	TR	123739	510006	28808	521186	42139	24
3/2014	WI 7	WI 7	TR	123739	510006	28808	521200	28679	30
3/2014	WI 7	WI 7	TR	123739	510006	28808	521202	28682	30
3/2014	WI 7	WI 7	TR	123739	510006	28808	521204	28672	16
3/2014	WI 7	WI 7	TR	123739	510006	28808	521214	40197	15
3/2014	WI 7	WI 7	TR	123739	510006	28808	521218	28865	60

**ANR Pipeline Company
 Transportation Services
 Fuel By Route Analysis**

VASCR351

Reporting Year: *January - December 2014*
 Production Period: **03/2014**

<u>Production Period</u>	<u>Receipt Segment</u>	<u>Delivery Segment</u>	<u>Service Class</u>	<u>Svc Req Contract</u>	<u>Receipt Location</u>	<u>Receipt Loc Prop</u>	<u>Delivery Location</u>	<u>Delivery Loc Prop</u>	<u>Fuel Quantity</u>
3/2014	WI 7	WI 7	TR	123739	510006	28808	521240	28759	68
3/2014	WI 7	WI 7	TR	123739	510006	28808	521242	139405	7
3/2014	WI 7	WI 7	TR	123739	510006	28808	521246	28844	18
3/2014	WI 7	WI 7	TR	123739	510006	28808	521262	36868	111
3/2014	WI 7	WI 7	TR	123739	510006	28808	521266	28702	13
3/2014	WI 7	WI 7	TR	123739	510006	28808	521268	40497	38
3/2014	WI 7	WI 7	TR	123739	510006	28808	521288	28670	30
3/2014	WI 7	WI 7	TR	123739	510006	28808	521302	28747	23
3/2014	WI 7	WI 7	TR	123739	510006	28808	521336	28738	30
3/2014	WI 7	WI 7	TR	123739	510006	28808	521350	28660	21
3/2014	WI 7	WI 7	TR	123739	510006	28808	521676	100052	6
3/2014	WI 7	WI 7	TR	123739	510006	28808	521784	28720	9
3/2014	WI 7	WI 7	TR	123739	510006	28808	521786	28798	34
3/2014	WI 7	WI 7	TR	123739	510006	28808	521814	36934	23
3/2014	WI 7	WI 7	TR	123739	510033	28873	521240	28759	7
3/2014	WI 7	WI 7	TR	123739	510033	28873	521302	28747	7
3/2014	WI 7	WI 7	TR	123739	510033	28873	521314	28661	1
3/2014	WI 7	WI 7	TR	123840	510041	11661	521248	28811	54
3/2014	WI 7	WI 7	TR	124041	510006	28808	505026	139258	57
3/2014	WI 7	WI 7	TR	124041	510006	28808	521250	28841	11
3/2014	WI 7	WI 7	TR	124041	510006	28808	523034	384136	3
3/2014	WI 7	WI 7	TR	124041	510033	28873	505026	139258	36
3/2014	WI 7	WI 7	TR	124043	510041	11661	521172	28846	36
3/2014	WI 7	WI 7	TR	124044	510006	28808	505026	139258	413
3/2014	WI 7	WI 7	TR	124044	510006	28808	521250	28841	84
3/2014	WI 7	WI 7	TR	124044	510006	28808	523034	384136	28
3/2014	WI 7	WI 7	TR	124044	510033	28873	505026	139258	361
3/2014	WI 7	WI 7	TR	124101	510006	28808	521252	28779	30
	Segment								7,537
	Total for	03/2014							1,848,678

**ANR Pipeline Company
 Transportation Services
 Fuel By Route Analysis**
VASCR351

 Reporting Year: *January - December 2014*
 Production Period: **04/2014**

<u>Production Period</u>	<u>Receipt Segment</u>	<u>Delivery Segment</u>	<u>Service Class</u>	<u>Svc Req Contract</u>	<u>Receipt Location</u>	<u>Receipt Loc Prop</u>	<u>Delivery Location</u>	<u>Delivery Loc Prop</u>	<u>Fuel Quantity</u>
4/2014	ME 2	ME 2	TR	104491	513084	803184	521982	283195	57
4/2014	ME 2	ME 2	TR	120643	513084	803184	523069	1055519	75
4/2014	ME 2	ME 2	TR	121721	513084	803184	521536	20046	420
4/2014	ME 2	ME 2	TR	123706	513084	803184	521668	22975	180
4/2014	ME 2	ME 2	TR	124180	513090	927982	523009	312115	929
4/2014	ME 2	ME 2	TR	124180	513090	927982	523054	490941	259
4/2014	ME 2	ME 2	TS	123102	513083	803183	505060	221444	54
4/2014	ME 2	ME 2	TS	123102	513084	803184	505060	221444	887
4/2014	ME 2	ME 2	TS	123388	513084	803184	505126	267228	264
4/2014	ME 2	ME 2	TS	123388	513090	927982	505126	267228	247
	Segment								3,372
4/2014	ME 2	ME 3	TR	108031	513084	803184	521688	153708	836
4/2014	ME 2	ME 3	TR	109950	513084	803184	521638	153767	290
4/2014	ME 2	ME 3	TR	109952	513084	803184	521638	153767	792
4/2014	ME 2	ME 3	TR	111963	513084	803184	521626	40184	3,503
4/2014	ME 2	ME 3	TR	114746	513084	803184	521010	40186	303
4/2014	ME 2	ME 3	TR	120144	513066	702777	505238	174721	36
4/2014	ME 2	ME 3	TR	120144	513083	803183	505238	174721	286
4/2014	ME 2	ME 3	TR	120144	513083	803183	521626	40184	485
4/2014	ME 2	ME 3	TR	120144	513087	924935	505238	174721	280
4/2014	ME 2	ME 3	TR	120144	513090	927982	505238	174721	1,001
4/2014	ME 2	ME 3	TR	120144	513090	927982	521626	40184	650
4/2014	ME 2	ME 3	TR	121075	513084	803184	521620	16118	93
4/2014	ME 2	ME 3	TR	121721	513084	803184	521092	4475	30
4/2014	ME 2	ME 3	TR	123138	513084	803184	520005	15672	62
4/2014	ME 2	ME 3	TR	123138	513084	803184	520027	295956	319
4/2014	ME 2	ME 3	TR	123138	513084	803184	521010	40186	3,630
4/2014	ME 2	ME 3	TR	123138	513084	803184	521032	138747	26
4/2014	ME 2	ME 3	TR	123138	513084	803184	521530	4274	75
4/2014	ME 2	ME 3	TR	123138	513090	927982	520005	15672	225
4/2014	ME 2	ME 3	TR	123138	513090	927982	521010	40186	226
4/2014	ME 2	ME 3	TR	123138	513090	927982	521032	138747	300
4/2014	ME 2	ME 3	TR	124121	513084	803184	520027	295956	160

**ANR Pipeline Company
 Transportation Services
 Fuel By Route Analysis**

VASCR351

Reporting Year: *January - December 2014*
 Production Period: **04/2014**

<u>Production Period</u>	<u>Receipt Segment</u>	<u>Delivery Segment</u>	<u>Service Class</u>	<u>Svc Req Contract</u>	<u>Receipt Location</u>	<u>Receipt Loc Prop</u>	<u>Delivery Location</u>	<u>Delivery Loc Prop</u>	<u>Fuel Quantity</u>
4/2014	ME 2	ME 3	TR	124121	513084	803184	521010	40186	18
4/2014	ME 2	ME 3	TR	124121	513084	803184	521572	40455	174
4/2014	ME 2	ME 3	TR	124121	513084	803184	521626	40184	1,563
4/2014	ME 2	ME 3	TR	124124	513084	803184	521626	40184	12
4/2014	ME 2	ME 3	TR	124127	513084	803184	521620	16118	1,219
4/2014	ME 2	ME 3	TR	124133	513084	803184	521092	4475	1,072
4/2014	ME 2	ME 3	TR	124133	513084	803184	521528	4351	55
4/2014	ME 2	ME 3	TR	124133	513084	803184	521534	138745	35
4/2014	ME 2	ME 3	TR	124143	513084	803184	521010	40186	2,890
4/2014	ME 2	ME 3	TR	124143	513084	803184	521626	40184	695
4/2014	ME 2	ME 3	TR	124182	513084	803184	505392	356048	77
4/2014	ME 2	ME 3	TR	124192	513084	803184	505392	356048	225
4/2014	ME 2	ME 3	TR	124199	513084	803184	521552	16265	99
4/2014	ME 2	ME 3	TR	124206	513084	803184	521552	16265	186
4/2014	ME 2	ME 3	TR	124233	513084	803184	505392	356048	216
4/2014	ME 2	ME 3	TR	124241	513084	803184	521010	40186	11
4/2014	ME 2	ME 3	TR	124269	513066	702777	521626	40184	30
4/2014	ME 2	ME 3	TR	124272	513066	702777	521626	40184	123
4/2014	ME 2	ME 3	TR	124273	513066	702777	521626	40184	12
4/2014	ME 2	ME 3	TR	124275	513066	702777	521626	40184	30
4/2014	ME 2	ME 3	TR	124300	513084	803184	521626	40184	150
4/2014	ME 2	ME 3	TR	124408	505233	154017	521626	40184	30
4/2014	ME 2	ME 3	TR	124413	505233	154017	521626	40184	150
4/2014	ME 2	ME 3	TR	124415	505233	154017	521626	40184	30
4/2014	ME 2	ME 3	TR	124416	505233	154017	521626	40184	60
4/2014	ME 2	ME 3	TR	124417	505233	154017	521626	40184	30
4/2014	ME 2	ME 3	TR	124418	505233	154017	521626	40184	90
4/2014	ME 2	ME 3	TR	124451	513084	803184	521552	16265	16
4/2014	ME 2	ME 3	TR	124451	513084	803184	521620	16118	3
4/2014	ME 2	ME 3	TR	124509	513084	803184	521626	40184	180
4/2014	ME 2	ME 3	TR	124523	505233	154017	521626	40184	30
4/2014	ME 2	ME 3	TR	124525	505233	154017	521626	40184	30
4/2014	ME 2	ME 3	TR	124526	505233	154017	521626	40184	60

**ANR Pipeline Company
 Transportation Services
 Fuel By Route Analysis**
VASCR351

 Reporting Year: *January - December 2014*
 Production Period: **04/2014**

<u>Production Period</u>	<u>Receipt Segment</u>	<u>Delivery Segment</u>	<u>Service Class</u>	<u>Svc Req Contract</u>	<u>Receipt Location</u>	<u>Receipt Loc Prop</u>	<u>Delivery Location</u>	<u>Delivery Loc Prop</u>	<u>Fuel Quantity</u>
4/2014	ME 2	ME 3	TR	124527	505233	154017	521626	40184	60
4/2014	ME 2	ME 3	TR	124528	505233	154017	521626	40184	30
4/2014	ME 2	ME 3	TR	124534	513084	803184	521552	16265	31
4/2014	ME 2	ME 3	TR	124534	513084	803184	521620	16118	6
4/2014	ME 2	ME 3	TR	124560	505233	154017	521626	40184	90
4/2014	ME 2	ME 3	TR	124561	505233	154017	521626	40184	60
4/2014	ME 2	ME 3	TR	124562	505233	154017	521626	40184	60
4/2014	ME 2	ME 3	TR	124563	505233	154017	521626	40184	30
4/2014	ME 2	ME 3	TR	124571	513083	803183	521620	16118	91
4/2014	ME 2	ME 3	TR	124571	513084	803184	521620	16118	335
4/2014	ME 2	ME 3	TS	109138	513084	803184	505011	139239	1,278
4/2014	ME 2	ME 3	TS	109190	513084	803184	505009	139237	486
4/2014	ME 2	ME 3	TS	123081	513084	803184	521568	4280	101
	Segment								25,867
4/2014	ME 2	MI 7	TR	820	513084	803184	505038	153808	60
4/2014	ME 2	MI 7	TR	106308	521594	20666	505038	153808	140
4/2014	ME 2	MI 7	TR	110024	513084	803184	505038	153808	2,105
4/2014	ME 2	MI 7	TR	110024	513084	803184	521118	11578	8,725
4/2014	ME 2	MI 7	TR	111963	513084	803184	521116	42078	1,200
4/2014	ME 2	MI 7	TR	113650	513084	803184	505038	153808	702
4/2014	ME 2	MI 7	TR	113650	513084	803184	521116	42078	12,261
4/2014	ME 2	MI 7	TR	113650	513084	803184	521932	138744	2,891
4/2014	ME 2	MI 7	TR	114746	513084	803184	521008	11616	486
4/2014	ME 2	MI 7	TR	114746	513084	803184	521690	40892	482
4/2014	ME 2	MI 7	TR	115270	513083	803183	521080	138675	1,644
4/2014	ME 2	MI 7	TR	115270	513084	803184	521080	138675	4,816
4/2014	ME 2	MI 7	TR	115270	513090	927982	521080	138675	1,879
4/2014	ME 2	MI 7	TR	117783	513090	927982	521690	40892	361
4/2014	ME 2	MI 7	TR	118249	513084	803184	505038	153808	1,868
4/2014	ME 2	MI 7	TR	118249	513084	803184	521008	11616	650
4/2014	ME 2	MI 7	TR	118249	513084	803184	521116	42078	780
4/2014	ME 2	MI 7	TR	118249	513084	803184	523008	312117	520
4/2014	ME 2	MI 7	TR	118903	513084	803184	521116	42078	10,560

**ANR Pipeline Company
 Transportation Services
 Fuel By Route Analysis**
VASCR351

 Reporting Year: *January - December 2014*
 Production Period: **04/2014**

<u>Production Period</u>	<u>Receipt Segment</u>	<u>Delivery Segment</u>	<u>Service Class</u>	<u>Svc Req Contract</u>	<u>Receipt Location</u>	<u>Receipt Loc Prop</u>	<u>Delivery Location</u>	<u>Delivery Loc Prop</u>	<u>Fuel Quantity</u>
4/2014	ME 2	MI 7	TR	118903	513090	927982	521116	42078	25,530
4/2014	ME 2	MI 7	TR	119817	513066	702777	521622	110850	636
4/2014	ME 2	MI 7	TR	119817	513066	702777	521634	11566	1,527
4/2014	ME 2	MI 7	TR	119817	513066	702777	521690	40892	1
4/2014	ME 2	MI 7	TR	120139	513084	803184	521690	40892	235
4/2014	ME 2	MI 7	TR	120144	513083	803183	521116	42078	6
4/2014	ME 2	MI 7	TR	120144	513090	927982	521138	11680	18
4/2014	ME 2	MI 7	TR	120953	513084	803184	521690	40892	481
4/2014	ME 2	MI 7	TR	123138	513084	803184	505038	153808	2,032
4/2014	ME 2	MI 7	TR	123138	513090	927982	505038	153808	1,422
4/2014	ME 2	MI 7	TR	124023	513084	803184	505038	153808	4,220
4/2014	ME 2	MI 7	TR	124023	513084	803184	521116	42078	2,341
4/2014	ME 2	MI 7	TR	124023	513084	803184	521932	138744	504
4/2014	ME 2	MI 7	TR	124076	505233	154017	521116	42078	429
4/2014	ME 2	MI 7	TR	124076	513066	702777	521116	42078	290
4/2014	ME 2	MI 7	TR	124076	513084	803184	521116	42078	473
4/2014	ME 2	MI 7	TR	124121	505233	154017	521116	42078	443
4/2014	ME 2	MI 7	TR	124121	513054	467676	521116	42078	195
4/2014	ME 2	MI 7	TR	124121	513066	702777	521116	42078	4,420
4/2014	ME 2	MI 7	TR	124121	513084	803184	505038	153808	2,323
4/2014	ME 2	MI 7	TR	124121	513084	803184	521008	11616	272
4/2014	ME 2	MI 7	TR	124121	513084	803184	521116	42078	23,643
4/2014	ME 2	MI 7	TR	124121	513084	803184	521622	110850	5,466
4/2014	ME 2	MI 7	TR	124121	513084	803184	521932	138744	267
4/2014	ME 2	MI 7	TR	124121	513084	803184	521962	139401	1,293
4/2014	ME 2	MI 7	TR	124124	513084	803184	505038	153808	168
4/2014	ME 2	MI 7	TR	124124	513084	803184	521008	11616	273
4/2014	ME 2	MI 7	TR	124124	513084	803184	521014	153852	336
4/2014	ME 2	MI 7	TR	124124	513084	803184	521074	40470	332
4/2014	ME 2	MI 7	TR	124124	513084	803184	521116	42078	1,814
4/2014	ME 2	MI 7	TR	124124	513084	803184	521118	11578	1,071
4/2014	ME 2	MI 7	TR	124124	513084	803184	521120	11795	36
4/2014	ME 2	MI 7	TR	124124	513084	803184	521122	11751	608

**ANR Pipeline Company
 Transportation Services
 Fuel By Route Analysis**
VASCR351

 Reporting Year: *January - December 2014*
 Production Period: **04/2014**

<u>Production Period</u>	<u>Receipt Segment</u>	<u>Delivery Segment</u>	<u>Service Class</u>	<u>Svc Req Contract</u>	<u>Receipt Location</u>	<u>Receipt Loc Prop</u>	<u>Delivery Location</u>	<u>Delivery Loc Prop</u>	<u>Fuel Quantity</u>
4/2014	ME 2	MI 7	TR	124124	513084	803184	521124	11562	242
4/2014	ME 2	MI 7	TR	124124	513084	803184	521138	11680	766
4/2014	ME 2	MI 7	TR	124124	513084	803184	521140	11749	54
4/2014	ME 2	MI 7	TR	124124	513084	803184	521142	40477	816
4/2014	ME 2	MI 7	TR	124124	513084	803184	521144	11580	971
4/2014	ME 2	MI 7	TR	124124	513084	803184	521146	11785	826
4/2014	ME 2	MI 7	TR	124124	513084	803184	521152	11589	852
4/2014	ME 2	MI 7	TR	124124	513084	803184	521156	11572	66
4/2014	ME 2	MI 7	TR	124124	513084	803184	521160	11590	194
4/2014	ME 2	MI 7	TR	124124	513084	803184	521162	11748	616
4/2014	ME 2	MI 7	TR	124124	513084	803184	521670	40468	1,389
4/2014	ME 2	MI 7	TR	124124	513084	803184	521948	4492	8
4/2014	ME 2	MI 7	TR	124124	513084	803184	521962	139401	107
4/2014	ME 2	MI 7	TR	124129	513084	803184	521116	42078	7,230
4/2014	ME 2	MI 7	TR	124133	513084	803184	505038	153808	39
4/2014	ME 2	MI 7	TR	124133	513084	803184	521116	42078	1,366
4/2014	ME 2	MI 7	TR	124133	513090	927982	521116	42078	2,642
4/2014	ME 2	MI 7	TR	124134	513084	803184	505108	243097	54
4/2014	ME 2	MI 7	TR	124134	513084	803184	521116	42078	7,176
4/2014	ME 2	MI 7	TR	124135	513084	803184	521116	42078	10,830
4/2014	ME 2	MI 7	TR	124136	513084	803184	521116	42078	11,040
4/2014	ME 2	MI 7	TR	124143	513084	803184	505108	243097	27
4/2014	ME 2	MI 7	TR	124143	513084	803184	521008	11616	22
4/2014	ME 2	MI 7	TR	124143	513084	803184	521074	40470	3,950
4/2014	ME 2	MI 7	TR	124143	513084	803184	521116	42078	551
4/2014	ME 2	MI 7	TR	124143	513084	803184	521118	11578	33
4/2014	ME 2	MI 7	TR	124143	513084	803184	521122	11751	315
4/2014	ME 2	MI 7	TR	124143	513084	803184	521124	11562	168
4/2014	ME 2	MI 7	TR	124143	513084	803184	521138	11680	192
4/2014	ME 2	MI 7	TR	124143	513084	803184	521142	40477	265
4/2014	ME 2	MI 7	TR	124143	513084	803184	521160	11590	22
4/2014	ME 2	MI 7	TR	124143	513084	803184	521162	11748	247
4/2014	ME 2	MI 7	TR	124143	513084	803184	521678	140834	48

ANR Pipeline Company Transportation Services Fuel By Route Analysis

VASCR351

Reporting Year: *January - December 2014*
 Production Period: **04/2014**

<u>Production Period</u>	<u>Receipt Segment</u>	<u>Delivery Segment</u>	<u>Service Class</u>	<u>Svc Req Contract</u>	<u>Receipt Location</u>	<u>Receipt Loc Prop</u>	<u>Delivery Location</u>	<u>Delivery Loc Prop</u>	<u>Fuel Quantity</u>
4/2014	ME 2	MI 7	TR	124143	513084	803184	521948	4492	778
4/2014	ME 2	MI 7	TR	124143	513084	803184	521962	139401	2,129
4/2014	ME 2	MI 7	TR	124180	513084	803184	521116	42078	21,660
4/2014	ME 2	MI 7	TR	124182	513084	803184	521098	108641	75
4/2014	ME 2	MI 7	TR	124192	513084	803184	505020	139252	120
4/2014	ME 2	MI 7	TR	124206	513084	803184	505020	139252	180
4/2014	ME 2	MI 7	TR	124233	513084	803184	505020	139252	422
4/2014	ME 2	MI 7	TR	124241	513084	803184	505017	139249	8,653
4/2014	ME 2	MI 7	TR	124241	513084	803184	521014	153852	7,347
4/2014	ME 2	MI 7	TR	124241	513084	803184	521622	110850	126
4/2014	ME 2	MI 7	TR	124272	513066	702777	505038	153808	3
4/2014	ME 2	MI 7	TR	124272	513066	702777	521948	4492	26
4/2014	ME 2	MI 7	TR	124273	513066	702777	521948	4492	77
4/2014	ME 2	MI 7	TR	124274	513066	702777	521948	4492	30
4/2014	ME 2	MI 7	TR	124288	513084	803184	521948	4492	30
4/2014	ME 2	MI 7	TR	124298	513084	803184	521948	4492	30
4/2014	ME 2	MI 7	TR	124301	513084	803184	505038	153808	270
4/2014	ME 2	MI 7	TR	124302	513084	803184	505038	153808	30
4/2014	ME 2	MI 7	TR	124303	513084	803184	521932	138744	300
4/2014	ME 2	MI 7	TR	124451	513084	803184	521634	11566	22
4/2014	ME 2	MI 7	TR	124510	513084	803184	505038	153808	210
4/2014	ME 2	MI 7	TR	124512	513084	803184	521932	138744	158
4/2014	ME 2	MI 7	TR	124512	513084	803184	521948	4492	117
4/2014	ME 2	MI 7	TR	124534	513084	803184	521634	11566	44
4/2014	ME 2	MI 7	TR	124571	513083	803183	521622	110850	698
4/2014	ME 2	MI 7	TR	124571	513084	803184	521622	110850	934
	Segment								232,828
4/2014	ME 2	MW 6	TR	118249	513084	803184	505013	139241	142
	Segment								142
4/2014	ME 2	WI 7	TR	820	513084	803184	505025	139257	3,510
4/2014	ME 2	WI 7	TR	115270	513083	803183	505437	395744	4,186
4/2014	ME 2	WI 7	TR	115270	513084	803184	505437	395744	1,175

ANR Pipeline Company Transportation Services Fuel By Route Analysis

VASCR351

Reporting Year: *January - December 2014*
 Production Period: **04/2014**

<u>Production Period</u>	<u>Receipt Segment</u>	<u>Delivery Segment</u>	<u>Service Class</u>	<u>Svc Req Contract</u>	<u>Receipt Location</u>	<u>Receipt Loc Prop</u>	<u>Delivery Location</u>	<u>Delivery Loc Prop</u>	<u>Fuel Quantity</u>
4/2014	ME 2	WI 7	TR	115270	513090	927982	505437	395744	629
4/2014	ME 2	WI 7	TR	124124	513084	803184	521174	28778	8
4/2014	ME 2	WI 7	TR	124124	513084	803184	521246	28844	6
4/2014	ME 2	WI 7	TR	124124	513084	803184	521252	28779	3
4/2014	ME 2	WI 7	TR	124124	513084	803184	521336	28738	27
	Segment								9,544
4/2014	ME 3	ME 3	TR	110505	513085	742252	520005	15672	164
4/2014	ME 3	ME 3	TR	110505	513085	742252	520018	22986	54
4/2014	ME 3	ME 3	TR	110505	513085	742252	520026	38843	98
4/2014	ME 3	ME 3	TR	110505	513085	742252	520027	295956	1,460
4/2014	ME 3	ME 3	TR	110506	513085	742252	520005	15672	1,139
4/2014	ME 3	ME 3	TR	110506	513085	742252	520027	295956	481
4/2014	ME 3	ME 3	TR	110507	513085	742252	520005	15672	3,139
4/2014	ME 3	ME 3	TR	110507	513085	742252	520027	295956	13
4/2014	ME 3	ME 3	TR	110507	513085	742252	521552	16265	251
4/2014	ME 3	ME 3	TR	110884	513085	742252	521620	16118	7,465
4/2014	ME 3	ME 3	TR	110885	513085	742252	505238	174721	1,622
4/2014	ME 3	ME 3	TR	110885	513085	742252	505564	1389346	1,669
4/2014	ME 3	ME 3	TR	110885	513085	742252	520018	22986	649
4/2014	ME 3	ME 3	TR	110885	513085	742252	520027	295956	176
4/2014	ME 3	ME 3	TR	110885	513085	742252	521010	40186	443
4/2014	ME 3	ME 3	TR	110885	513085	742252	521528	4351	640
4/2014	ME 3	ME 3	TR	110885	513085	742252	521530	4274	30
4/2014	ME 3	ME 3	TR	110885	513085	742252	521534	138745	7
4/2014	ME 3	ME 3	TR	110885	513085	742252	521572	40455	738
4/2014	ME 3	ME 3	TR	110885	513085	742252	521576	40189	30
4/2014	ME 3	ME 3	TR	110885	513085	742252	521620	16118	619
4/2014	ME 3	ME 3	TR	110885	513085	742252	521626	40184	834
4/2014	ME 3	ME 3	TR	113877	513085	742252	521010	40186	131
4/2014	ME 3	ME 3	TR	113877	513085	742252	521528	4351	5
4/2014	ME 3	ME 3	TR	113877	513085	742252	521534	138745	1
4/2014	ME 3	ME 3	TR	113922	513085	742252	521010	40186	2
4/2014	ME 3	ME 3	TR	113922	513085	742252	521528	4351	30

**ANR Pipeline Company
 Transportation Services
 Fuel By Route Analysis**
VASCR351

 Reporting Year: *January - December 2014*
 Production Period: **04/2014**

<u>Production Period</u>	<u>Receipt Segment</u>	<u>Delivery Segment</u>	<u>Service Class</u>	<u>Svc Req Contract</u>	<u>Receipt Location</u>	<u>Receipt Loc Prop</u>	<u>Delivery Location</u>	<u>Delivery Loc Prop</u>	<u>Fuel Quantity</u>
4/2014	ME 3	ME 3	TR	113922	513085	742252	521534	138745	28
4/2014	ME 3	ME 3	TR	113987	513085	742252	521010	40186	28
4/2014	ME 3	ME 3	TR	115126	505227	153721	505564	1389346	61
4/2014	ME 3	ME 3	TR	116740	505227	153721	523038	398767	1
4/2014	ME 3	ME 3	TR	118863	505227	153721	521986	277052	62
4/2014	ME 3	ME 3	TR	118863	513085	742252	521986	277052	11
4/2014	ME 3	ME 3	TR	121075	513085	742252	521620	16118	436
4/2014	ME 3	ME 3	TR	123138	510008	38224	521010	40186	94
4/2014	ME 3	ME 3	TR	124050	513085	742252	521620	16118	1
4/2014	ME 3	ME 3	TR	124050	513085	742252	521626	40184	44
4/2014	ME 3	ME 3	TR	124186	513085	742252	520027	295956	145
4/2014	ME 3	ME 3	TR	124186	513085	742252	521092	4475	90
4/2014	ME 3	ME 3	TR	124190	513085	742252	521092	4475	540
4/2014	ME 3	ME 3	TR	124464	513085	742252	521010	40186	70
4/2014	ME 3	ME 3	TR	124568	513085	742252	521572	40455	89
	Segment								23,590
4/2014	ME 3	MI 7	TR	1700	505008	139236	505038	153808	75
4/2014	ME 3	MI 7	TR	15400	505032	139374	505038	153808	144
4/2014	ME 3	MI 7	TR	109718	510008	38224	505038	153808	8,183
4/2014	ME 3	MI 7	TR	110884	513085	742252	505038	153808	2
4/2014	ME 3	MI 7	TR	110884	513085	742252	521116	42078	788
4/2014	ME 3	MI 7	TR	110885	513085	742252	505038	153808	209
4/2014	ME 3	MI 7	TR	110885	513085	742252	521098	108641	2,871
4/2014	ME 3	MI 7	TR	110885	513085	742252	521116	42078	6,516
4/2014	ME 3	MI 7	TR	110885	513085	742252	521634	11566	156
4/2014	ME 3	MI 7	TR	110885	513085	742252	521678	140834	2,803
4/2014	ME 3	MI 7	TR	110885	513085	742252	521690	40892	32
4/2014	ME 3	MI 7	TR	110889	513085	742252	521074	40470	365
4/2014	ME 3	MI 7	TR	110889	513085	742252	521116	42078	1,816
4/2014	ME 3	MI 7	TR	110889	513085	742252	521138	11680	82
4/2014	ME 3	MI 7	TR	110889	513085	742252	521670	40468	33
4/2014	ME 3	MI 7	TR	110889	513085	742252	521962	139401	80
4/2014	ME 3	MI 7	TR	111288	505007	139235	505038	153808	25

ANR Pipeline Company Transportation Services Fuel By Route Analysis

VASCR351

 Reporting Year: *January - December 2014*
 Production Period: **04/2014**

<u>Production Period</u>	<u>Receipt Segment</u>	<u>Delivery Segment</u>	<u>Service Class</u>	<u>Svc Req Contract</u>	<u>Receipt Location</u>	<u>Receipt Loc Prop</u>	<u>Delivery Location</u>	<u>Delivery Loc Prop</u>	<u>Fuel Quantity</u>
4/2014	ME 3	MI 7	TR	111928	513085	742252	505108	243097	122
4/2014	ME 3	MI 7	TR	111928	513085	742252	521008	11616	43
4/2014	ME 3	MI 7	TR	111928	513085	742252	521116	42078	2,368
4/2014	ME 3	MI 7	TR	111928	513085	742252	521622	110850	77
4/2014	ME 3	MI 7	TR	111928	513085	742252	521690	40892	1,367
4/2014	ME 3	MI 7	TR	111928	513085	742252	521962	139401	1,091
4/2014	ME 3	MI 7	TR	113877	513085	742252	521116	42078	64
4/2014	ME 3	MI 7	TR	113877	513085	742252	521118	11578	3
4/2014	ME 3	MI 7	TR	113877	513085	742252	521634	11566	88
4/2014	ME 3	MI 7	TR	113877	513085	742252	521670	40468	3
4/2014	ME 3	MI 7	TR	113878	513085	742252	521634	11566	450
4/2014	ME 3	MI 7	TR	113880	513085	742252	521634	11566	360
4/2014	ME 3	MI 7	TR	113884	513085	742252	521634	11566	720
4/2014	ME 3	MI 7	TR	113886	513085	742252	521634	11566	210
4/2014	ME 3	MI 7	TR	113904	513085	742252	521634	11566	240
4/2014	ME 3	MI 7	TR	113915	513085	742252	521634	11566	390
4/2014	ME 3	MI 7	TR	113919	513085	742252	521634	11566	360
4/2014	ME 3	MI 7	TR	113922	513085	742252	521116	42078	30
4/2014	ME 3	MI 7	TR	113922	513085	742252	521144	11580	16
4/2014	ME 3	MI 7	TR	113922	513085	742252	521146	11785	30
4/2014	ME 3	MI 7	TR	113922	513085	742252	521162	11748	94
4/2014	ME 3	MI 7	TR	113922	513085	742252	521634	11566	923
4/2014	ME 3	MI 7	TR	113922	513085	742252	523052	467243	77
4/2014	ME 3	MI 7	TR	113930	513085	742252	521634	11566	385
4/2014	ME 3	MI 7	TR	113933	513085	742252	521634	11566	236
4/2014	ME 3	MI 7	TR	113936	513085	742252	521634	11566	178
4/2014	ME 3	MI 7	TR	113937	513085	742252	521634	11566	414
4/2014	ME 3	MI 7	TR	113944	513085	742252	521634	11566	325
4/2014	ME 3	MI 7	TR	113945	513085	742252	521634	11566	414
4/2014	ME 3	MI 7	TR	113976	513085	742252	521634	11566	266
4/2014	ME 3	MI 7	TR	113987	513085	742252	521074	40470	167
4/2014	ME 3	MI 7	TR	113987	513085	742252	521116	42078	28
4/2014	ME 3	MI 7	TR	113987	513085	742252	521118	11578	11

**ANR Pipeline Company
 Transportation Services
 Fuel By Route Analysis**
VASCR351

 Reporting Year: *January - December 2014*
 Production Period: **04/2014**

<u>Production Period</u>	<u>Receipt Segment</u>	<u>Delivery Segment</u>	<u>Service Class</u>	<u>Svc Req Contract</u>	<u>Receipt Location</u>	<u>Receipt Loc Prop</u>	<u>Delivery Location</u>	<u>Delivery Loc Prop</u>	<u>Fuel Quantity</u>
4/2014	ME 3	MI 7	TR	113987	513085	742252	521142	40477	35
4/2014	ME 3	MI 7	TR	113987	513085	742252	521156	11572	57
4/2014	ME 3	MI 7	TR	113987	513085	742252	521634	11566	1,093
4/2014	ME 3	MI 7	TR	114015	513085	742252	521634	11566	473
4/2014	ME 3	MI 7	TR	120802	513085	742252	505038	153808	179
4/2014	ME 3	MI 7	TR	120903	513085	742252	523008	312117	353
4/2014	ME 3	MI 7	TR	121075	513085	742252	521008	11616	250
4/2014	ME 3	MI 7	TR	121075	513085	742252	521116	42078	62
4/2014	ME 3	MI 7	TR	121075	513085	742252	521690	40892	205
4/2014	ME 3	MI 7	TR	123138	505012	139240	505038	153808	3,261
4/2014	ME 3	MI 7	TR	123138	510008	38224	505038	153808	2,875
4/2014	ME 3	MI 7	TR	124050	513085	742252	505038	153808	296
4/2014	ME 3	MI 7	TR	124050	513085	742252	521008	11616	320
4/2014	ME 3	MI 7	TR	124050	513085	742252	521116	42078	14,737
4/2014	ME 3	MI 7	TR	124050	513085	742252	521142	40477	3,416
4/2014	ME 3	MI 7	TR	124050	513085	742252	521622	110850	1,804
4/2014	ME 3	MI 7	TR	124050	513085	742252	521634	11566	1,010
4/2014	ME 3	MI 7	TR	124050	513085	742252	521962	139401	158
4/2014	ME 3	MI 7	TR	124054	513085	742252	505038	153808	169
4/2014	ME 3	MI 7	TR	124054	513085	742252	521116	42078	23,258
4/2014	ME 3	MI 7	TR	124077	513085	742252	521634	11566	1,438
4/2014	ME 3	MI 7	TR	124186	513085	742252	521622	110850	8
4/2014	ME 3	MI 7	TR	124276	513125	1387755	521008	11616	2,243
4/2014	ME 3	MI 7	TR	124277	513125	1387755	521008	11616	53
4/2014	ME 3	MI 7	TR	124278	513085	742252	521116	42078	4,424
4/2014	ME 3	MI 7	TR	124464	513085	742252	521116	42078	1,262
4/2014	ME 3	MI 7	TR	124464	513085	742252	521622	110850	34
4/2014	ME 3	MI 7	TR	124464	513085	742252	521634	11566	3
4/2014	ME 3	MI 7	TR	124464	513085	742252	521962	139401	1
4/2014	ME 3	MI 7	TR	124465	513085	742252	521116	42078	2,370
4/2014	ME 3	MI 7	TR	124533	513085	742252	521116	42078	2,370
4/2014	ME 3	MI 7	TR	124542	510008	38224	521948	4492	2
4/2014	ME 3	MI 7	TR	124543	510008	38224	521948	4492	2

ANR Pipeline Company Transportation Services Fuel By Route Analysis

VASCR351

Reporting Year: *January - December 2014*
 Production Period: **04/2014**

<u>Production Period</u>	<u>Receipt Segment</u>	<u>Delivery Segment</u>	<u>Service Class</u>	<u>Svc Req Contract</u>	<u>Receipt Location</u>	<u>Receipt Loc Prop</u>	<u>Delivery Location</u>	<u>Delivery Loc Prop</u>	<u>Fuel Quantity</u>
4/2014	ME 3	MI 7	TR	124599	513085	742252	505038	153808	651
4/2014	ME 3	MI 7	TR	124599	513085	742252	523008	312117	36
4/2014	ME 3	MI 7	TR	124599	513125	1387755	505038	153808	1,876
4/2014	ME 3	MI 7	TR	124599	513125	1387755	521008	11616	1,380
4/2014	ME 3	MI 7	TR	124599	513125	1387755	521116	42078	5,565
4/2014	ME 3	MI 7	TR	124599	513125	1387755	521118	11578	55
4/2014	ME 3	MI 7	TR	124599	513125	1387755	521634	11566	1,722
4/2014	ME 3	MI 7	TR	124599	513125	1387755	521690	40892	189
4/2014	ME 3	MI 7	TR	124599	513125	1387755	523008	312117	1,247
4/2014	ME 3	MI 7	TR	124600	513125	1387755	505038	153808	706
4/2014	ME 3	MI 7	TR	124600	513125	1387755	521008	11616	4,046
4/2014	ME 3	MI 7	TR	124600	513125	1387755	521634	11566	167
4/2014	ME 3	MI 7	TR	124600	513125	1387755	521690	40892	3,164
4/2014	ME 3	MI 7	TR	124600	513125	1387755	523008	312117	1,592
4/2014	ME 3	MI 7	TR	124601	513125	1387755	521008	11616	10,450
4/2014	ME 3	MI 7	TS	120642	505563	1389347	505038	153808	128
Segment									136,925
4/2014	ME 3	WI 7	TR	124054	513085	742252	521172	28846	40
4/2014	ME 3	WI 7	TR	124599	513125	1387755	523035	387791	237
4/2014	ME 3	WI 7	TR	124600	513125	1387755	523035	387791	316
Segment									593
4/2014	MI 7	ME 3	TR	1700	505038	153808	505008	139236	46
4/2014	MI 7	ME 3	TR	15400	505038	153808	505032	139374	21
4/2014	MI 7	ME 3	TR	109956	511136	277072	521638	153767	490
4/2014	MI 7	ME 3	TR	110885	505038	153808	505238	174721	23
4/2014	MI 7	ME 3	TR	111288	505038	153808	505007	139235	18
4/2014	MI 7	ME 3	TR	112835	510005	246067	521010	40186	24
4/2014	MI 7	ME 3	TR	112835	510005	246067	521626	40184	18
4/2014	MI 7	ME 3	TR	112835	511136	277072	520015	108796	20
4/2014	MI 7	ME 3	TR	112835	511136	277072	520018	22986	55
4/2014	MI 7	ME 3	TR	112835	511136	277072	520027	295956	20
4/2014	MI 7	ME 3	TR	112835	511136	277072	521010	40186	1,193

**ANR Pipeline Company
 Transportation Services
 Fuel By Route Analysis**
VASCR351

 Reporting Year: *January - December 2014*
 Production Period: **04/2014**

<u>Production Period</u>	<u>Receipt Segment</u>	<u>Delivery Segment</u>	<u>Service Class</u>	<u>Svc Req Contract</u>	<u>Receipt Location</u>	<u>Receipt Loc Prop</u>	<u>Delivery Location</u>	<u>Delivery Loc Prop</u>	<u>Fuel Quantity</u>
4/2014	MI 7	ME 3	TR	112835	511136	277072	521540	4223	65
4/2014	MI 7	ME 3	TR	112835	511136	277072	521552	16265	81
4/2014	MI 7	ME 3	TR	112835	511136	277072	521626	40184	610
4/2014	MI 7	ME 3	TR	122029	505038	153808	521626	40184	23
4/2014	MI 7	ME 3	TR	122029	510029	2610	521626	40184	63
4/2014	MI 7	ME 3	TR	122029	511136	277072	521626	40184	2,489
4/2014	MI 7	ME 3	TR	123138	505038	153808	505012	139240	1,741
4/2014	MI 7	ME 3	TR	123269	510005	246067	521638	153767	145
4/2014	MI 7	ME 3	TS	109138	505038	153808	505011	139239	5
4/2014	MI 7	ME 3	TS	109190	505038	153808	505009	139237	2
4/2014	MI 7	ME 3	TS	120642	505038	153808	505563	1389347	2
4/2014	MI 7	ME 3	TS	123081	505038	153808	505010	139238	1
	Segment								7,155
4/2014	MI 7	MI 7	TR	107895	510005	246067	505038	153808	48
4/2014	MI 7	MI 7	TR	107895	510005	246067	521008	11616	272
4/2014	MI 7	MI 7	TR	107899	510005	246067	505038	153808	2,049
4/2014	MI 7	MI 7	TR	108283	510005	246067	505038	153808	12
4/2014	MI 7	MI 7	TR	108283	510005	246067	521634	11566	57
4/2014	MI 7	MI 7	TR	108283	510005	246067	521690	40892	1
4/2014	MI 7	MI 7	TR	109014	505038	153808	505131	295958	280
4/2014	MI 7	MI 7	TR	109014	505131	295958	505038	153808	3,433
4/2014	MI 7	MI 7	TR	109024	510005	246067	505038	153808	2,422
4/2014	MI 7	MI 7	TR	109182	510005	246067	505038	153808	1
4/2014	MI 7	MI 7	TR	109183	510005	246067	505038	153808	1
4/2014	MI 7	MI 7	TR	109183	510005	246067	521634	11566	17
4/2014	MI 7	MI 7	TR	109212	510005	246067	505038	153808	912
4/2014	MI 7	MI 7	TR	109223	511136	277072	505038	153808	1,093
4/2014	MI 7	MI 7	TR	109595	505038	153808	505019	139251	279
4/2014	MI 7	MI 7	TR	109974	510005	246067	505038	153808	136
4/2014	MI 7	MI 7	TR	109974	511136	277072	505038	153808	1,175
4/2014	MI 7	MI 7	TR	110019	505038	153808	505018	139250	1,991
4/2014	MI 7	MI 7	TR	110019	505038	153808	521634	11566	72
4/2014	MI 7	MI 7	TR	110024	505038	153808	521122	11751	117

ANR Pipeline Company Transportation Services Fuel By Route Analysis

VASCR351

Reporting Year: *January - December 2014*
 Production Period: **04/2014**

<u>Production Period</u>	<u>Receipt Segment</u>	<u>Delivery Segment</u>	<u>Service Class</u>	<u>Svc Req Contract</u>	<u>Receipt Location</u>	<u>Receipt Loc Prop</u>	<u>Delivery Location</u>	<u>Delivery Loc Prop</u>	<u>Fuel Quantity</u>
4/2014	MI 7	MI 7	TR	110024	505038	153808	521634	11566	21
4/2014	MI 7	MI 7	TR	110884	505038	153808	521690	40892	1
4/2014	MI 7	MI 7	TR	110885	505038	153808	521008	11616	21
4/2014	MI 7	MI 7	TR	110885	505038	153808	521098	108641	57
4/2014	MI 7	MI 7	TR	110885	505038	153808	521116	42078	29
4/2014	MI 7	MI 7	TR	110885	505038	153808	521634	11566	2
4/2014	MI 7	MI 7	TR	110885	505038	153808	521678	140834	28
4/2014	MI 7	MI 7	TR	110885	505038	153808	521690	40892	92
4/2014	MI 7	MI 7	TR	110885	505108	243097	505038	153808	263
4/2014	MI 7	MI 7	TR	110885	505108	243097	521008	11616	288
4/2014	MI 7	MI 7	TR	110885	505108	243097	521142	40477	69
4/2014	MI 7	MI 7	TR	110885	505108	243097	521634	11566	1,899
4/2014	MI 7	MI 7	TR	110885	505108	243097	521690	40892	209
4/2014	MI 7	MI 7	TR	110885	511136	277072	505038	153808	732
4/2014	MI 7	MI 7	TR	110885	511136	277072	521008	11616	91
4/2014	MI 7	MI 7	TR	110885	511136	277072	521634	11566	274
4/2014	MI 7	MI 7	TR	110885	511136	277072	521690	40892	153
4/2014	MI 7	MI 7	TR	110889	505038	153808	521008	11616	37
4/2014	MI 7	MI 7	TR	110889	505038	153808	521122	11751	6
4/2014	MI 7	MI 7	TR	111200	511136	277072	505038	153808	109
4/2014	MI 7	MI 7	TR	111297	510005	246067	505038	153808	382
4/2014	MI 7	MI 7	TR	111310	505038	153808	505028	139366	399
4/2014	MI 7	MI 7	TR	111493	511144	48642	505033	139382	14,096
4/2014	MI 7	MI 7	TR	111730	510005	246067	505038	153808	55
4/2014	MI 7	MI 7	TR	111813	511136	277072	505038	153808	59
4/2014	MI 7	MI 7	TR	111910	505038	153808	521118	11578	4
4/2014	MI 7	MI 7	TR	111910	505038	153808	521122	11751	2
4/2014	MI 7	MI 7	TR	111910	505038	153808	521124	11562	8
4/2014	MI 7	MI 7	TR	111910	505038	153808	521138	11680	13
4/2014	MI 7	MI 7	TR	111910	505038	153808	521142	40477	26
4/2014	MI 7	MI 7	TR	111910	505038	153808	521670	40468	4
4/2014	MI 7	MI 7	TR	111910	505038	153808	521678	140834	1
4/2014	MI 7	MI 7	TR	111910	505038	153808	521690	40892	4

ANR Pipeline Company Transportation Services Fuel By Route Analysis

VASCR351

Reporting Year: *January - December 2014*
 Production Period: **04/2014**

<u>Production Period</u>	<u>Receipt Segment</u>	<u>Delivery Segment</u>	<u>Service Class</u>	<u>Svc Req Contract</u>	<u>Receipt Location</u>	<u>Receipt Loc Prop</u>	<u>Delivery Location</u>	<u>Delivery Loc Prop</u>	<u>Fuel Quantity</u>
4/2014	MI 7	MI 7	TR	111910	511136	277072	505038	153808	2
4/2014	MI 7	MI 7	TR	111910	511136	277072	521116	42078	48
4/2014	MI 7	MI 7	TR	111910	511136	277072	521118	11578	132
4/2014	MI 7	MI 7	TR	111910	511136	277072	521122	11751	44
4/2014	MI 7	MI 7	TR	111910	511136	277072	521124	11562	461
4/2014	MI 7	MI 7	TR	111910	511136	277072	521138	11680	289
4/2014	MI 7	MI 7	TR	111910	511136	277072	521142	40477	435
4/2014	MI 7	MI 7	TR	111910	511136	277072	521146	11785	19
4/2014	MI 7	MI 7	TR	111910	511136	277072	521154	11574	27
4/2014	MI 7	MI 7	TR	111910	511136	277072	521670	40468	113
4/2014	MI 7	MI 7	TR	111910	511136	277072	521678	140834	15
4/2014	MI 7	MI 7	TR	111928	505108	243097	521008	11616	115
4/2014	MI 7	MI 7	TR	111928	505108	243097	521116	42078	71
4/2014	MI 7	MI 7	TR	111928	510005	246067	521008	11616	506
4/2014	MI 7	MI 7	TR	111928	510005	246067	521116	42078	151
4/2014	MI 7	MI 7	TR	111928	510005	246067	521622	110850	1
4/2014	MI 7	MI 7	TR	111928	510005	246067	521690	40892	1,274
4/2014	MI 7	MI 7	TR	111928	510005	246067	521962	139401	61
4/2014	MI 7	MI 7	TR	111973	511158	48644	521124	11562	270
4/2014	MI 7	MI 7	TR	112059	505038	153808	521008	11616	35
4/2014	MI 7	MI 7	TR	112059	505038	153808	521074	40470	8
4/2014	MI 7	MI 7	TR	112059	505038	153808	521118	11578	1
4/2014	MI 7	MI 7	TR	112059	505038	153808	521142	40477	8
4/2014	MI 7	MI 7	TR	112059	505038	153808	521144	11580	12
4/2014	MI 7	MI 7	TR	112059	505038	153808	521162	11748	11
4/2014	MI 7	MI 7	TR	112059	505038	153808	521690	40892	40
4/2014	MI 7	MI 7	TR	112059	505038	153808	523052	467243	6
4/2014	MI 7	MI 7	TR	112059	511136	277072	505038	153808	103
4/2014	MI 7	MI 7	TR	112059	511136	277072	521074	40470	150
4/2014	MI 7	MI 7	TR	112059	511136	277072	521116	42078	95
4/2014	MI 7	MI 7	TR	112059	511136	277072	521118	11578	246
4/2014	MI 7	MI 7	TR	112059	511136	277072	521122	11751	12
4/2014	MI 7	MI 7	TR	112059	511136	277072	521124	11562	56

ANR Pipeline Company Transportation Services Fuel By Route Analysis

VASCR351

Reporting Year: *January - December 2014*
 Production Period: **04/2014**

<u>Production Period</u>	<u>Receipt Segment</u>	<u>Delivery Segment</u>	<u>Service Class</u>	<u>Svc Req Contract</u>	<u>Receipt Location</u>	<u>Receipt Loc Prop</u>	<u>Delivery Location</u>	<u>Delivery Loc Prop</u>	<u>Fuel Quantity</u>
4/2014	MI 7	MI 7	TR	112059	511136	277072	521138	11680	14
4/2014	MI 7	MI 7	TR	112059	511136	277072	521142	40477	139
4/2014	MI 7	MI 7	TR	112059	511136	277072	521144	11580	236
4/2014	MI 7	MI 7	TR	112059	511136	277072	521162	11748	139
4/2014	MI 7	MI 7	TR	112059	511136	277072	521670	40468	8
4/2014	MI 7	MI 7	TR	112059	511136	277072	521962	139401	9
4/2014	MI 7	MI 7	TR	112059	511136	277072	523052	467243	56
4/2014	MI 7	MI 7	TR	112117	505038	153808	521008	11616	46
4/2014	MI 7	MI 7	TR	112117	510005	246067	521118	11578	7
4/2014	MI 7	MI 7	TR	112117	510005	246067	521962	139401	39
4/2014	MI 7	MI 7	TR	112117	511136	277072	521118	11578	203
4/2014	MI 7	MI 7	TR	112117	511136	277072	521962	139401	1,131
4/2014	MI 7	MI 7	TR	112817	505017	139249	505038	153808	28
4/2014	MI 7	MI 7	TR	112817	505038	153808	505017	139249	219
4/2014	MI 7	MI 7	TR	112835	505038	153808	521116	42078	9
4/2014	MI 7	MI 7	TR	112835	510005	246067	521116	42078	40
4/2014	MI 7	MI 7	TR	112835	511136	277072	505038	153808	123
4/2014	MI 7	MI 7	TR	112835	511136	277072	521116	42078	1,473
4/2014	MI 7	MI 7	TR	113186	511136	277072	505038	153808	363
4/2014	MI 7	MI 7	TR	113336	505230	153728	521985	278172	42
4/2014	MI 7	MI 7	TR	113372	510029	2610	521118	11578	1
4/2014	MI 7	MI 7	TR	113372	510029	2610	521962	139401	14
4/2014	MI 7	MI 7	TR	113372	511136	277072	521116	42078	160
4/2014	MI 7	MI 7	TR	113372	511136	277072	521118	11578	6
4/2014	MI 7	MI 7	TR	113372	511136	277072	521122	11751	1
4/2014	MI 7	MI 7	TR	113372	511136	277072	521138	11680	3
4/2014	MI 7	MI 7	TR	113372	511136	277072	521670	40468	4
4/2014	MI 7	MI 7	TR	113372	511136	277072	521962	139401	62
4/2014	MI 7	MI 7	TR	113498	511158	48644	505038	153808	270
4/2014	MI 7	MI 7	TR	113709	510005	246067	505038	153808	3,420
4/2014	MI 7	MI 7	TR	114122	511158	48644	521124	11562	540
4/2014	MI 7	MI 7	TR	114132	505038	153808	521116	42078	32
4/2014	MI 7	MI 7	TR	114132	511136	277072	505038	153808	61

ANR Pipeline Company Transportation Services Fuel By Route Analysis

VASCR351

Reporting Year: *January - December 2014*
 Production Period: 04/2014

<u>Production Period</u>	<u>Receipt Segment</u>	<u>Delivery Segment</u>	<u>Service Class</u>	<u>Svc Req Contract</u>	<u>Receipt Location</u>	<u>Receipt Loc Prop</u>	<u>Delivery Location</u>	<u>Delivery Loc Prop</u>	<u>Fuel Quantity</u>
4/2014	MI 7	MI 7	TR	114132	511136	277072	521008	11616	135
4/2014	MI 7	MI 7	TR	114132	511136	277072	521014	153852	464
4/2014	MI 7	MI 7	TR	114132	511136	277072	521116	42078	1,548
4/2014	MI 7	MI 7	TR	114132	511136	277072	521118	11578	7
4/2014	MI 7	MI 7	TR	114132	511136	277072	521122	11751	2
4/2014	MI 7	MI 7	TR	114132	511136	277072	521124	11562	3
4/2014	MI 7	MI 7	TR	114132	511136	277072	521138	11680	148
4/2014	MI 7	MI 7	TR	114132	511136	277072	521142	40477	2
4/2014	MI 7	MI 7	TR	114132	511136	277072	521144	11580	3
4/2014	MI 7	MI 7	TR	114132	511136	277072	521156	11572	161
4/2014	MI 7	MI 7	TR	114132	511136	277072	521160	11590	261
4/2014	MI 7	MI 7	TR	114132	511136	277072	521622	110850	84
4/2014	MI 7	MI 7	TR	114132	511136	277072	521634	11566	11
4/2014	MI 7	MI 7	TR	114132	511136	277072	521670	40468	528
4/2014	MI 7	MI 7	TR	114132	511136	277072	521948	4492	548
4/2014	MI 7	MI 7	TR	114132	511136	277072	521962	139401	212
4/2014	MI 7	MI 7	TR	114497	505038	153808	521008	11616	138
4/2014	MI 7	MI 7	TR	114497	505038	153808	521030	282436	353
4/2014	MI 7	MI 7	TR	114497	505038	153808	521690	40892	8
4/2014	MI 7	MI 7	TR	114497	505038	153808	521932	138744	32
4/2014	MI 7	MI 7	TR	114532	510005	246067	521008	11616	197
4/2014	MI 7	MI 7	TR	114532	510005	246067	521116	42078	179
4/2014	MI 7	MI 7	TR	114532	510029	2610	505038	153808	121
4/2014	MI 7	MI 7	TR	114532	510029	2610	521008	11616	137
4/2014	MI 7	MI 7	TR	114532	510029	2610	521014	153852	16
4/2014	MI 7	MI 7	TR	114532	510029	2610	521116	42078	125
4/2014	MI 7	MI 7	TR	114532	510029	2610	521160	11590	9
4/2014	MI 7	MI 7	TR	114532	510029	2610	521670	40468	18
4/2014	MI 7	MI 7	TR	114532	510029	2610	521948	4492	24
4/2014	MI 7	MI 7	TR	114532	511136	277072	505038	153808	76
4/2014	MI 7	MI 7	TR	114532	511136	277072	521008	11616	489
4/2014	MI 7	MI 7	TR	114532	511136	277072	521116	42078	775
4/2014	MI 7	MI 7	TR	114532	511136	277072	521634	11566	1

ANR Pipeline Company Transportation Services Fuel By Route Analysis

VASCR351

Reporting Year: *January - December 2014*
 Production Period: **04/2014**

<u>Production Period</u>	<u>Receipt Segment</u>	<u>Delivery Segment</u>	<u>Service Class</u>	<u>Svc Req Contract</u>	<u>Receipt Location</u>	<u>Receipt Loc Prop</u>	<u>Delivery Location</u>	<u>Delivery Loc Prop</u>	<u>Fuel Quantity</u>
4/2014	MI 7	MI 7	TR	114567	505230	153728	505137	320550	7
4/2014	MI 7	MI 7	TR	114723	505038	153808	521116	42078	12
4/2014	MI 7	MI 7	TR	114824	505108	243097	521606	216654	26
4/2014	MI 7	MI 7	TR	114824	505230	153728	521606	216654	18
4/2014	MI 7	MI 7	TR	115066	511136	277072	505038	153808	28
4/2014	MI 7	MI 7	TR	115717	505230	153728	521054	280435	11
4/2014	MI 7	MI 7	TR	115823	505038	153808	521008	11616	239
4/2014	MI 7	MI 7	TR	115823	505038	153808	521116	42078	46
4/2014	MI 7	MI 7	TR	115823	505038	153808	521118	11578	17
4/2014	MI 7	MI 7	TR	115823	505038	153808	521690	40892	89
4/2014	MI 7	MI 7	TR	115823	510005	246067	505038	153808	41
4/2014	MI 7	MI 7	TR	115823	511136	277072	505038	153808	1,013
4/2014	MI 7	MI 7	TR	115823	511136	277072	521008	11616	59
4/2014	MI 7	MI 7	TR	115823	511136	277072	521074	40470	1
4/2014	MI 7	MI 7	TR	115823	511136	277072	521116	42078	480
4/2014	MI 7	MI 7	TR	115823	511136	277072	521118	11578	227
4/2014	MI 7	MI 7	TR	115823	511136	277072	521122	11751	12
4/2014	MI 7	MI 7	TR	115823	511136	277072	521124	11562	20
4/2014	MI 7	MI 7	TR	115823	511136	277072	521138	11680	24
4/2014	MI 7	MI 7	TR	115823	511136	277072	521670	40468	30
4/2014	MI 7	MI 7	TR	115823	511136	277072	521690	40892	74
4/2014	MI 7	MI 7	TR	115823	511136	277072	521962	139401	2
4/2014	MI 7	MI 7	TR	117331	505108	243097	505038	153808	707
4/2014	MI 7	MI 7	TR	117335	511136	277072	505038	153808	429
4/2014	MI 7	MI 7	TR	117336	511136	277072	505038	153808	88
4/2014	MI 7	MI 7	TR	117338	505108	243097	505038	153808	563
4/2014	MI 7	MI 7	TR	117338	511136	277072	505038	153808	2,269
4/2014	MI 7	MI 7	TR	117354	510005	246067	505038	153808	90
4/2014	MI 7	MI 7	TR	117358	505108	243097	505038	153808	308
4/2014	MI 7	MI 7	TR	118145	505038	153808	521008	11616	45
4/2014	MI 7	MI 7	TR	118145	511162	153853	521962	139401	96
4/2014	MI 7	MI 7	TR	118231	511136	277072	505541	1181282	136
4/2014	MI 7	MI 7	TR	118231	511158	48644	505541	1181282	74

ANR Pipeline Company Transportation Services Fuel By Route Analysis
--

VASCR351

 Reporting Year: *January - December 2014*
 Production Period: **04/2014**

<u>Production Period</u>	<u>Receipt Segment</u>	<u>Delivery Segment</u>	<u>Service Class</u>	<u>Svc Req Contract</u>	<u>Receipt Location</u>	<u>Receipt Loc Prop</u>	<u>Delivery Location</u>	<u>Delivery Loc Prop</u>	<u>Fuel Quantity</u>
4/2014	MI 7	MI 7	TR	118268	505038	153808	521008	11616	230
4/2014	MI 7	MI 7	TR	118268	505038	153808	521116	42078	2
4/2014	MI 7	MI 7	TR	118268	511136	277072	505038	153808	1
4/2014	MI 7	MI 7	TR	118268	511136	277072	521008	11616	3
4/2014	MI 7	MI 7	TR	118268	511136	277072	521014	153852	20
4/2014	MI 7	MI 7	TR	118268	511136	277072	521116	42078	201
4/2014	MI 7	MI 7	TR	118268	511136	277072	521118	11578	681
4/2014	MI 7	MI 7	TR	118268	511136	277072	521122	11751	208
4/2014	MI 7	MI 7	TR	118268	511136	277072	521124	11562	134
4/2014	MI 7	MI 7	TR	118268	511136	277072	521138	11680	239
4/2014	MI 7	MI 7	TR	118268	511136	277072	521142	40477	210
4/2014	MI 7	MI 7	TR	118268	511136	277072	521144	11580	240
4/2014	MI 7	MI 7	TR	118268	511136	277072	521146	11785	30
4/2014	MI 7	MI 7	TR	118268	511136	277072	521160	11590	330
4/2014	MI 7	MI 7	TR	118268	511136	277072	521670	40468	316
4/2014	MI 7	MI 7	TR	118268	511136	277072	523052	467243	147
4/2014	MI 7	MI 7	TR	118268	511162	153853	521116	42078	82
4/2014	MI 7	MI 7	TR	118268	511162	153853	521962	139401	14
4/2014	MI 7	MI 7	TR	119817	511136	277072	521962	139401	91
4/2014	MI 7	MI 7	TR	119958	505038	153808	523014	318733	132
4/2014	MI 7	MI 7	TR	119958	505230	153728	523014	318733	87
4/2014	MI 7	MI 7	TR	119963	505230	153728	521058	282435	34
4/2014	MI 7	MI 7	TR	119970	505108	243097	520021	40785	14
4/2014	MI 7	MI 7	TR	119970	511136	277072	520021	40785	42
4/2014	MI 7	MI 7	TR	119973	505230	153728	523074	1292925	10
4/2014	MI 7	MI 7	TR	119973	510036	142164	523074	1292925	86
4/2014	MI 7	MI 7	TR	120144	505038	153808	521008	11616	191
4/2014	MI 7	MI 7	TR	120144	505038	153808	521116	42078	159
4/2014	MI 7	MI 7	TR	120144	505038	153808	521690	40892	46
4/2014	MI 7	MI 7	TR	120144	510005	246067	505038	153808	50
4/2014	MI 7	MI 7	TR	120144	511136	277072	505038	153808	497
4/2014	MI 7	MI 7	TR	120144	511136	277072	521008	11616	19
4/2014	MI 7	MI 7	TR	120144	511136	277072	521116	42078	32

**ANR Pipeline Company
 Transportation Services
 Fuel By Route Analysis**

VASCR351

Reporting Year: *January - December 2014*
 Production Period: **04/2014**

<u>Production Period</u>	<u>Receipt Segment</u>	<u>Delivery Segment</u>	<u>Service Class</u>	<u>Svc Req Contract</u>	<u>Receipt Location</u>	<u>Receipt Loc Prop</u>	<u>Delivery Location</u>	<u>Delivery Loc Prop</u>	<u>Fuel Quantity</u>
4/2014	MI 7	MI 7	TR	120571	505108	243097	505038	153808	731
4/2014	MI 7	MI 7	TR	120571	511158	48644	505038	153808	2,850
4/2014	MI 7	MI 7	TR	120583	505108	243097	505038	153808	1,920
4/2014	MI 7	MI 7	TR	120903	505038	153808	523008	312117	907
4/2014	MI 7	MI 7	TR	120903	505230	153728	523008	312117	5
4/2014	MI 7	MI 7	TR	120903	511136	277072	523008	312117	549
4/2014	MI 7	MI 7	TR	121099	510005	246067	521030	282436	159
4/2014	MI 7	MI 7	TR	121099	511176	44783	505038	153808	36
4/2014	MI 7	MI 7	TR	121099	511178	40476	505038	153808	90
4/2014	MI 7	MI 7	TR	121099	513023	120743	505038	153808	6
4/2014	MI 7	MI 7	TR	121099	513050	463539	505038	153808	90
4/2014	MI 7	MI 7	TR	121986	511136	277072	521074	40470	5
4/2014	MI 7	MI 7	TR	122029	511136	277072	505038	153808	13
4/2014	MI 7	MI 7	TR	122029	511136	277072	521116	42078	191
4/2014	MI 7	MI 7	TR	122065	511136	277072	521104	40849	11,966
4/2014	MI 7	MI 7	TR	122065	511136	277072	521690	40892	238
4/2014	MI 7	MI 7	TR	122065	511136	277072	521704	40832	1,516
4/2014	MI 7	MI 7	TR	122070	511136	277072	505038	153808	9
4/2014	MI 7	MI 7	TR	122177	505038	153808	510005	246067	202
4/2014	MI 7	MI 7	TR	122177	511136	277072	505038	153808	1,520
4/2014	MI 7	MI 7	TR	122265	505038	153808	521634	11566	46
4/2014	MI 7	MI 7	TR	122265	511158	48644	505038	153808	87
4/2014	MI 7	MI 7	TR	122266	505038	153808	521144	11580	231
4/2014	MI 7	MI 7	TR	122266	505038	153808	521162	11748	5
4/2014	MI 7	MI 7	TR	122266	505123	261474	521144	11580	60
4/2014	MI 7	MI 7	TR	122267	511158	48644	505038	153808	2
4/2014	MI 7	MI 7	TR	122271	505038	153808	523008	312117	449
4/2014	MI 7	MI 7	TR	122700	505108	243097	505038	153808	2,331
4/2014	MI 7	MI 7	TR	122816	505038	153808	521622	110850	31
4/2014	MI 7	MI 7	TR	122816	505038	153808	523008	312117	74
4/2014	MI 7	MI 7	TR	122816	510005	246067	505038	153808	62
4/2014	MI 7	MI 7	TR	122816	510005	246067	523008	312117	79
4/2014	MI 7	MI 7	TR	122816	511136	277072	505038	153808	135

ANR Pipeline Company Transportation Services Fuel By Route Analysis

VASCR351

 Reporting Year: *January - December 2014*
 Production Period: **04/2014**

<u>Production Period</u>	<u>Receipt Segment</u>	<u>Delivery Segment</u>	<u>Service Class</u>	<u>Svc Req Contract</u>	<u>Receipt Location</u>	<u>Receipt Loc Prop</u>	<u>Delivery Location</u>	<u>Delivery Loc Prop</u>	<u>Fuel Quantity</u>
4/2014	MI 7	MI 7	TR	122816	511136	277072	521008	11616	62
4/2014	MI 7	MI 7	TR	122816	511136	277072	521116	42078	93
4/2014	MI 7	MI 7	TR	122816	511136	277072	523008	312117	9
4/2014	MI 7	MI 7	TR	122837	505038	153808	521030	282436	2,086
4/2014	MI 7	MI 7	TR	122837	505230	153728	521030	282436	3
4/2014	MI 7	MI 7	TR	122837	510005	246067	521030	282436	157
4/2014	MI 7	MI 7	TR	122837	511136	277072	521030	282436	32
4/2014	MI 7	MI 7	TR	123297	505038	153808	521622	110850	231
4/2014	MI 7	MI 7	TR	123297	505038	153808	523008	312117	380
4/2014	MI 7	MI 7	TR	123297	505108	243097	521622	110850	50
4/2014	MI 7	MI 7	TR	123297	511136	277072	521622	110850	456
4/2014	MI 7	MI 7	TR	123631	505038	153808	521622	110850	96
4/2014	MI 7	MI 7	TR	123631	505038	153808	523008	312117	78
4/2014	MI 7	MI 7	TR	123631	505230	153728	523008	312117	68
4/2014	MI 7	MI 7	TR	123631	510005	246067	505038	153808	610
4/2014	MI 7	MI 7	TR	123631	510005	246067	521116	42078	24
4/2014	MI 7	MI 7	TR	123631	510005	246067	521622	110850	210
4/2014	MI 7	MI 7	TR	123631	510005	246067	523008	312117	286
4/2014	MI 7	MI 7	TR	123631	511136	277072	505038	153808	889
4/2014	MI 7	MI 7	TR	123631	511136	277072	521622	110850	980
4/2014	MI 7	MI 7	TR	123631	511136	277072	523008	312117	134
4/2014	MI 7	MI 7	TR	123643	511136	277072	521116	42078	91
4/2014	MI 7	MI 7	TR	123742	510005	246067	505038	153808	1,440
4/2014	MI 7	MI 7	TR	123976	505038	153808	505108	243097	32
4/2014	MI 7	MI 7	TR	123976	505038	153808	521030	282436	2,687
4/2014	MI 7	MI 7	TR	123976	505038	153808	521690	40892	120
4/2014	MI 7	MI 7	TR	123976	505038	153808	521932	138744	54
4/2014	MI 7	MI 7	TR	123976	505038	153808	521962	139401	92
4/2014	MI 7	MI 7	TR	123976	510005	246067	505038	153808	5,418
4/2014	MI 7	MI 7	TR	123976	510005	246067	521008	11616	59
4/2014	MI 7	MI 7	TR	123976	510005	246067	521030	282436	2,993
4/2014	MI 7	MI 7	TR	123976	510005	246067	521690	40892	854
4/2014	MI 7	MI 7	TR	123976	510005	246067	523008	312117	264

ANR Pipeline Company Transportation Services Fuel By Route Analysis

VASCR351

Reporting Year: *January - December 2014*
 Production Period: **04/2014**

<u>Production Period</u>	<u>Receipt Segment</u>	<u>Delivery Segment</u>	<u>Service Class</u>	<u>Svc Req Contract</u>	<u>Receipt Location</u>	<u>Receipt Loc Prop</u>	<u>Delivery Location</u>	<u>Delivery Loc Prop</u>	<u>Fuel Quantity</u>
4/2014	MI 7	MI 7	TR	123976	510029	2610	521030	282436	61
4/2014	MI 7	MI 7	TR	123976	511136	277072	505038	153808	183
4/2014	MI 7	MI 7	TR	123976	511136	277072	521030	282436	83
4/2014	MI 7	MI 7	TR	123976	511136	277072	523008	312117	98
4/2014	MI 7	MI 7	TR	124006	505038	153808	521008	11616	129
4/2014	MI 7	MI 7	TR	124006	505038	153808	521116	42078	40
4/2014	MI 7	MI 7	TR	124006	510005	246067	505038	153808	214
4/2014	MI 7	MI 7	TR	124006	510005	246067	521014	153852	181
4/2014	MI 7	MI 7	TR	124006	510005	246067	521634	11566	129
4/2014	MI 7	MI 7	TR	124006	510005	246067	521690	40892	35
4/2014	MI 7	MI 7	TR	124006	511136	277072	505038	153808	739
4/2014	MI 7	MI 7	TR	124006	511136	277072	521008	11616	315
4/2014	MI 7	MI 7	TR	124006	511136	277072	521014	153852	181
4/2014	MI 7	MI 7	TR	124006	511136	277072	521116	42078	661
4/2014	MI 7	MI 7	TR	124006	511136	277072	521138	11680	4
4/2014	MI 7	MI 7	TR	124006	511136	277072	521634	11566	174
4/2014	MI 7	MI 7	TR	124006	511136	277072	521690	40892	58
4/2014	MI 7	MI 7	TR	124007	505108	243097	505038	153808	12
4/2014	MI 7	MI 7	TR	124007	505108	243097	521116	42078	152
4/2014	MI 7	MI 7	TR	124007	510005	246067	505038	153808	409
4/2014	MI 7	MI 7	TR	124007	510005	246067	521008	11616	34
4/2014	MI 7	MI 7	TR	124007	510005	246067	521014	153852	124
4/2014	MI 7	MI 7	TR	124007	510005	246067	521074	40470	73
4/2014	MI 7	MI 7	TR	124007	510005	246067	521116	42078	138
4/2014	MI 7	MI 7	TR	124007	510005	246067	521118	11578	59
4/2014	MI 7	MI 7	TR	124007	510005	246067	521122	11751	14
4/2014	MI 7	MI 7	TR	124007	510005	246067	521124	11562	17
4/2014	MI 7	MI 7	TR	124007	510005	246067	521138	11680	582
4/2014	MI 7	MI 7	TR	124007	510005	246067	521142	40477	28
4/2014	MI 7	MI 7	TR	124007	510005	246067	521158	11581	392
4/2014	MI 7	MI 7	TR	124007	510005	246067	521162	11748	42
4/2014	MI 7	MI 7	TR	124007	510005	246067	521634	11566	885
4/2014	MI 7	MI 7	TR	124007	510005	246067	521670	40468	17

ANR Pipeline Company Transportation Services Fuel By Route Analysis

VASCR351

Reporting Year: *January - December 2014*
 Production Period: **04/2014**

<u>Production Period</u>	<u>Receipt Segment</u>	<u>Delivery Segment</u>	<u>Service Class</u>	<u>Svc Req Contract</u>	<u>Receipt Location</u>	<u>Receipt Loc Prop</u>	<u>Delivery Location</u>	<u>Delivery Loc Prop</u>	<u>Fuel Quantity</u>
4/2014	MI 7	MI 7	TR	124007	510005	246067	521690	40892	239
4/2014	MI 7	MI 7	TR	124007	510005	246067	521948	4492	38
4/2014	MI 7	MI 7	TR	124007	511136	277072	505038	153808	373
4/2014	MI 7	MI 7	TR	124007	511136	277072	521074	40470	1
4/2014	MI 7	MI 7	TR	124007	511136	277072	521116	42078	47
4/2014	MI 7	MI 7	TR	124007	511136	277072	521634	11566	35
4/2014	MI 7	MI 7	TR	124007	511136	277072	521690	40892	4
4/2014	MI 7	MI 7	TR	124050	505038	153808	521008	11616	114
4/2014	MI 7	MI 7	TR	124050	505038	153808	521634	11566	49
4/2014	MI 7	MI 7	TR	124050	505038	153808	521690	40892	168
4/2014	MI 7	MI 7	TR	124050	505108	243097	521634	11566	272
4/2014	MI 7	MI 7	TR	124050	511136	277072	505038	153808	281
4/2014	MI 7	MI 7	TR	124050	511136	277072	521008	11616	70
4/2014	MI 7	MI 7	TR	124050	511136	277072	521634	11566	294
4/2014	MI 7	MI 7	TR	124050	511136	277072	521690	40892	292
4/2014	MI 7	MI 7	TR	124050	511158	48644	505038	153808	362
4/2014	MI 7	MI 7	TR	124050	511158	48644	521634	11566	139
4/2014	MI 7	MI 7	TR	124054	505038	153808	521008	11616	52
4/2014	MI 7	MI 7	TR	124054	505038	153808	521690	40892	16
4/2014	MI 7	MI 7	TR	124054	505108	243097	505038	153808	114
4/2014	MI 7	MI 7	TR	124054	505108	243097	521008	11616	210
4/2014	MI 7	MI 7	TR	124054	505108	243097	521690	40892	138
4/2014	MI 7	MI 7	TR	124054	505230	153728	523025	338685	2
4/2014	MI 7	MI 7	TR	124054	511136	277072	505038	153808	2,270
4/2014	MI 7	MI 7	TR	124054	511136	277072	521008	11616	91
4/2014	MI 7	MI 7	TR	124054	511136	277072	521634	11566	248
4/2014	MI 7	MI 7	TR	124054	511158	48644	505038	153808	63
4/2014	MI 7	MI 7	TR	124076	505038	153808	521008	11616	32
4/2014	MI 7	MI 7	TR	124076	505038	153808	521030	282436	959
4/2014	MI 7	MI 7	TR	124076	505038	153808	521690	40892	127
4/2014	MI 7	MI 7	TR	124076	505108	243097	505038	153808	19
4/2014	MI 7	MI 7	TR	124076	505108	243097	521030	282436	102
4/2014	MI 7	MI 7	TR	124076	510005	246067	505038	153808	2,859

**ANR Pipeline Company
 Transportation Services
 Fuel By Route Analysis**
VASCR351

 Reporting Year: *January - December 2014*
 Production Period: **04/2014**

<u>Production Period</u>	<u>Receipt Segment</u>	<u>Delivery Segment</u>	<u>Service Class</u>	<u>Svc Req Contract</u>	<u>Receipt Location</u>	<u>Receipt Loc Prop</u>	<u>Delivery Location</u>	<u>Delivery Loc Prop</u>	<u>Fuel Quantity</u>
4/2014	MI 7	MI 7	TR	124076	510005	246067	521008	11616	423
4/2014	MI 7	MI 7	TR	124076	510005	246067	521030	282436	607
4/2014	MI 7	MI 7	TR	124076	510005	246067	521118	11578	92
4/2014	MI 7	MI 7	TR	124076	510005	246067	521690	40892	92
4/2014	MI 7	MI 7	TR	124076	511136	277072	505038	153808	2,089
4/2014	MI 7	MI 7	TR	124076	511136	277072	521008	11616	157
4/2014	MI 7	MI 7	TR	124076	511136	277072	521030	282436	86
4/2014	MI 7	MI 7	TR	124076	511136	277072	521690	40892	31
4/2014	MI 7	MI 7	TR	124076	511136	277072	523008	312117	922
4/2014	MI 7	MI 7	TR	124085	510005	246067	505038	153808	182
4/2014	MI 7	MI 7	TR	124085	511136	277072	505038	153808	52
4/2014	MI 7	MI 7	TR	124121	505038	153808	521030	282436	485
4/2014	MI 7	MI 7	TR	124121	505108	243097	505038	153808	59
4/2014	MI 7	MI 7	TR	124121	510005	246067	505038	153808	1,240
4/2014	MI 7	MI 7	TR	124121	510005	246067	521008	11616	495
4/2014	MI 7	MI 7	TR	124121	510005	246067	521030	282436	1,747
4/2014	MI 7	MI 7	TR	124121	510005	246067	521118	11578	126
4/2014	MI 7	MI 7	TR	124121	510005	246067	521690	40892	660
4/2014	MI 7	MI 7	TR	124121	510005	246067	523008	312117	68
4/2014	MI 7	MI 7	TR	124121	510029	2610	505038	153808	303
4/2014	MI 7	MI 7	TR	124121	511136	277072	505038	153808	1,906
4/2014	MI 7	MI 7	TR	124121	511136	277072	521030	282436	837
4/2014	MI 7	MI 7	TR	124121	511136	277072	521690	40892	1,560
4/2014	MI 7	MI 7	TR	124121	511136	277072	523008	312117	344
4/2014	MI 7	MI 7	TR	124122	511162	153853	521118	11578	20
4/2014	MI 7	MI 7	TR	124124	510005	246067	505038	153808	98
4/2014	MI 7	MI 7	TR	124124	510005	246067	521008	11616	293
4/2014	MI 7	MI 7	TR	124124	510005	246067	521118	11578	185
4/2014	MI 7	MI 7	TR	124124	510005	246067	521120	11795	30
4/2014	MI 7	MI 7	TR	124124	510005	246067	521122	11751	192
4/2014	MI 7	MI 7	TR	124124	510005	246067	521124	11562	120
4/2014	MI 7	MI 7	TR	124124	510005	246067	521138	11680	6
4/2014	MI 7	MI 7	TR	124124	510005	246067	521140	11749	30

**ANR Pipeline Company
 Transportation Services
 Fuel By Route Analysis**
VASCR351

 Reporting Year: *January - December 2014*
 Production Period: **04/2014**

<u>Production Period</u>	<u>Receipt Segment</u>	<u>Delivery Segment</u>	<u>Service Class</u>	<u>Svc Req Contract</u>	<u>Receipt Location</u>	<u>Receipt Loc Prop</u>	<u>Delivery Location</u>	<u>Delivery Loc Prop</u>	<u>Fuel Quantity</u>
4/2014	MI 7	MI 7	TR	124124	510005	246067	521142	40477	274
4/2014	MI 7	MI 7	TR	124124	510005	246067	521144	11580	5
4/2014	MI 7	MI 7	TR	124124	510005	246067	521146	11785	9
4/2014	MI 7	MI 7	TR	124124	510005	246067	521156	11572	40
4/2014	MI 7	MI 7	TR	124124	510005	246067	521162	11748	105
4/2014	MI 7	MI 7	TR	124124	510005	246067	521670	40468	11
4/2014	MI 7	MI 7	TR	124124	510005	246067	521690	40892	211
4/2014	MI 7	MI 7	TR	124124	511136	277072	521008	11616	116
4/2014	MI 7	MI 7	TR	124124	511136	277072	521118	11578	76
4/2014	MI 7	MI 7	TR	124124	511136	277072	521120	11795	1
4/2014	MI 7	MI 7	TR	124124	511136	277072	521122	11751	19
4/2014	MI 7	MI 7	TR	124124	511136	277072	521140	11749	1
4/2014	MI 7	MI 7	TR	124124	511136	277072	521142	40477	2
4/2014	MI 7	MI 7	TR	124124	511136	277072	521162	11748	36
4/2014	MI 7	MI 7	TR	124124	511136	277072	521690	40892	144
4/2014	MI 7	MI 7	TR	124124	511158	48644	521118	11578	163
4/2014	MI 7	MI 7	TR	124124	511158	48644	521122	11751	31
4/2014	MI 7	MI 7	TR	124124	511158	48644	521124	11562	7
4/2014	MI 7	MI 7	TR	124124	511158	48644	521142	40477	295
4/2014	MI 7	MI 7	TR	124124	511158	48644	521162	11748	88
4/2014	MI 7	MI 7	TR	124125	511136	277072	505038	153808	77
4/2014	MI 7	MI 7	TR	124125	511136	277072	521008	11616	14
4/2014	MI 7	MI 7	TR	124125	511136	277072	521634	11566	4
4/2014	MI 7	MI 7	TR	124127	505038	153808	505108	243097	14
4/2014	MI 7	MI 7	TR	124127	505108	243097	521008	11616	359
4/2014	MI 7	MI 7	TR	124127	505108	243097	521690	40892	91
4/2014	MI 7	MI 7	TR	124128	505108	243097	521690	40892	45
4/2014	MI 7	MI 7	TR	124128	511136	277072	521634	11566	45
4/2014	MI 7	MI 7	TR	124128	511136	277072	521690	40892	68
4/2014	MI 7	MI 7	TR	124135	505038	153808	505108	243097	171
4/2014	MI 7	MI 7	TR	124135	505038	153808	521016	4196	100
4/2014	MI 7	MI 7	TR	124139	510005	246067	505038	153808	175
4/2014	MI 7	MI 7	TR	124139	510005	246067	521690	40892	5

**ANR Pipeline Company
 Transportation Services
 Fuel By Route Analysis**
VASCR351

 Reporting Year: *January - December 2014*
 Production Period: **04/2014**

<u>Production Period</u>	<u>Receipt Segment</u>	<u>Delivery Segment</u>	<u>Service Class</u>	<u>Svc Req Contract</u>	<u>Receipt Location</u>	<u>Receipt Loc Prop</u>	<u>Delivery Location</u>	<u>Delivery Loc Prop</u>	<u>Fuel Quantity</u>
4/2014	MI 7	MI 7	TR	124139	510029	2610	505038	153808	30
4/2014	MI 7	MI 7	TR	124139	510029	2610	521690	40892	31
4/2014	MI 7	MI 7	TR	124140	510005	246067	505038	153808	55
4/2014	MI 7	MI 7	TR	124140	510029	2610	505038	153808	21
4/2014	MI 7	MI 7	TR	124140	510029	2610	521690	40892	10
4/2014	MI 7	MI 7	TR	124143	510005	246067	521008	11616	172
4/2014	MI 7	MI 7	TR	124143	510005	246067	521074	40470	146
4/2014	MI 7	MI 7	TR	124143	510005	246067	521118	11578	6
4/2014	MI 7	MI 7	TR	124143	510005	246067	521122	11751	167
4/2014	MI 7	MI 7	TR	124143	510005	246067	521124	11562	103
4/2014	MI 7	MI 7	TR	124143	510005	246067	521138	11680	8
4/2014	MI 7	MI 7	TR	124143	510005	246067	521142	40477	406
4/2014	MI 7	MI 7	TR	124143	510005	246067	521160	11590	2
4/2014	MI 7	MI 7	TR	124143	510005	246067	521162	11748	170
4/2014	MI 7	MI 7	TR	124143	510005	246067	521678	140834	2
4/2014	MI 7	MI 7	TR	124143	510005	246067	521690	40892	1,228
4/2014	MI 7	MI 7	TR	124143	510005	246067	521948	4492	21
4/2014	MI 7	MI 7	TR	124143	510005	246067	521962	139401	70
4/2014	MI 7	MI 7	TR	124143	511136	277072	521008	11616	50
4/2014	MI 7	MI 7	TR	124143	511136	277072	521118	11578	30
4/2014	MI 7	MI 7	TR	124143	511136	277072	521122	11751	44
4/2014	MI 7	MI 7	TR	124143	511136	277072	521124	11562	33
4/2014	MI 7	MI 7	TR	124143	511136	277072	521142	40477	62
4/2014	MI 7	MI 7	TR	124143	511136	277072	521162	11748	34
4/2014	MI 7	MI 7	TR	124143	511136	277072	521690	40892	5
4/2014	MI 7	MI 7	TR	124143	511158	48644	521074	40470	25
4/2014	MI 7	MI 7	TR	124143	511158	48644	521162	11748	9
4/2014	MI 7	MI 7	TR	124146	505108	243097	521634	11566	257
4/2014	MI 7	MI 7	TR	124146	511136	277072	521634	11566	52
4/2014	MI 7	MI 7	TR	124146	511136	277072	521690	40892	8
4/2014	MI 7	MI 7	TR	124179	510005	246067	505038	153808	43
4/2014	MI 7	MI 7	TR	124179	510005	246067	521014	153852	62
4/2014	MI 7	MI 7	TR	124179	510005	246067	521074	40470	7

ANR Pipeline Company Transportation Services Fuel By Route Analysis

VASCR351

Reporting Year: *January - December 2014*
 Production Period: **04/2014**

<u>Production Period</u>	<u>Receipt Segment</u>	<u>Delivery Segment</u>	<u>Service Class</u>	<u>Svc Req Contract</u>	<u>Receipt Location</u>	<u>Receipt Loc Prop</u>	<u>Delivery Location</u>	<u>Delivery Loc Prop</u>	<u>Fuel Quantity</u>
4/2014	MI 7	MI 7	TR	124179	510005	246067	521118	11578	8
4/2014	MI 7	MI 7	TR	124179	510005	246067	521122	11751	2
4/2014	MI 7	MI 7	TR	124179	510005	246067	521124	11562	2
4/2014	MI 7	MI 7	TR	124179	510005	246067	521142	40477	4
4/2014	MI 7	MI 7	TR	124179	510005	246067	521158	11581	33
4/2014	MI 7	MI 7	TR	124179	510005	246067	521162	11748	6
4/2014	MI 7	MI 7	TR	124179	510005	246067	521634	11566	299
4/2014	MI 7	MI 7	TR	124179	510005	246067	521670	40468	2
4/2014	MI 7	MI 7	TR	124179	510005	246067	521948	4492	4
4/2014	MI 7	MI 7	TR	124179	511136	277072	505038	153808	30
4/2014	MI 7	MI 7	TR	124179	511136	277072	521634	11566	271
4/2014	MI 7	MI 7	TR	124180	505038	153808	521690	40892	314
4/2014	MI 7	MI 7	TR	124180	505108	243097	521690	40892	45
4/2014	MI 7	MI 7	TR	124180	511136	277072	505038	153808	24
4/2014	MI 7	MI 7	TR	124180	511136	277072	521690	40892	1,412
4/2014	MI 7	MI 7	TR	124196	505038	153808	523008	312117	469
4/2014	MI 7	MI 7	TR	124196	505108	243097	505038	153808	95
4/2014	MI 7	MI 7	TR	124196	505108	243097	521008	11616	9
4/2014	MI 7	MI 7	TR	124196	505108	243097	521116	42078	108
4/2014	MI 7	MI 7	TR	124196	510005	246067	505038	153808	53
4/2014	MI 7	MI 7	TR	124196	510005	246067	521008	11616	165
4/2014	MI 7	MI 7	TR	124196	510005	246067	523008	312117	106
4/2014	MI 7	MI 7	TR	124196	511136	277072	505038	153808	128
4/2014	MI 7	MI 7	TR	124196	511136	277072	521008	11616	621
4/2014	MI 7	MI 7	TR	124196	511136	277072	521116	42078	666
4/2014	MI 7	MI 7	TR	124196	511136	277072	523008	312117	280
4/2014	MI 7	MI 7	TR	124197	505038	153808	505108	243097	64
4/2014	MI 7	MI 7	TR	124197	505038	153808	521622	110850	47
4/2014	MI 7	MI 7	TR	124197	505038	153808	523008	312117	165
4/2014	MI 7	MI 7	TR	124197	505108	243097	523008	312117	52
4/2014	MI 7	MI 7	TR	124197	510005	246067	505038	153808	26
4/2014	MI 7	MI 7	TR	124197	510005	246067	523008	312117	49
4/2014	MI 7	MI 7	TR	124197	511136	277072	505038	153808	310

ANR Pipeline Company Transportation Services Fuel By Route Analysis

VASCR351

 Reporting Year: *January - December 2014*
 Production Period: **04/2014**

<u>Production Period</u>	<u>Receipt Segment</u>	<u>Delivery Segment</u>	<u>Service Class</u>	<u>Svc Req Contract</u>	<u>Receipt Location</u>	<u>Receipt Loc Prop</u>	<u>Delivery Location</u>	<u>Delivery Loc Prop</u>	<u>Fuel Quantity</u>
4/2014	MI 7	MI 7	TR	124197	511136	277072	521116	42078	234
4/2014	MI 7	MI 7	TR	124197	511136	277072	521690	40892	1
4/2014	MI 7	MI 7	TR	124197	511136	277072	523008	312117	128
4/2014	MI 7	MI 7	TR	124237	510005	246067	505017	139249	919
4/2014	MI 7	MI 7	TR	124237	511136	277072	505017	139249	86
4/2014	MI 7	MI 7	TR	124237	511136	277072	521142	40477	52
4/2014	MI 7	MI 7	TR	124241	505108	243097	521152	11589	1
4/2014	MI 7	MI 7	TR	124241	510005	246067	505017	139249	6
4/2014	MI 7	MI 7	TR	124241	510005	246067	521008	11616	11
4/2014	MI 7	MI 7	TR	124241	510005	246067	521118	11578	17
4/2014	MI 7	MI 7	TR	124241	510005	246067	521142	40477	90
4/2014	MI 7	MI 7	TR	124241	510005	246067	521690	40892	283
4/2014	MI 7	MI 7	TR	124241	511136	277072	521008	11616	5
4/2014	MI 7	MI 7	TR	124241	511158	48644	505017	139249	41
4/2014	MI 7	MI 7	TR	124241	511158	48644	521014	153852	7
4/2014	MI 7	MI 7	TR	124242	510005	246067	505017	139249	45
4/2014	MI 7	MI 7	TR	124242	510005	246067	521142	40477	125
4/2014	MI 7	MI 7	TR	124242	511136	277072	505017	139249	2,232
4/2014	MI 7	MI 7	TR	124242	511136	277072	505038	153808	1,367
4/2014	MI 7	MI 7	TR	124242	511136	277072	521014	153852	356
4/2014	MI 7	MI 7	TR	124242	511136	277072	521142	40477	767
4/2014	MI 7	MI 7	TR	124242	511136	277072	521622	110850	46
4/2014	MI 7	MI 7	TR	124248	505038	153808	521932	138744	14
4/2014	MI 7	MI 7	TR	124248	510005	246067	505038	153808	56
4/2014	MI 7	MI 7	TR	124248	510005	246067	521690	40892	28
4/2014	MI 7	MI 7	TR	124248	511136	277072	505038	153808	113
4/2014	MI 7	MI 7	TR	124248	511136	277072	521690	40892	56
4/2014	MI 7	MI 7	TR	124276	505038	153808	521008	11616	87
4/2014	MI 7	MI 7	TR	124276	505038	153808	523052	467243	3
4/2014	MI 7	MI 7	TR	124320	505038	153808	521948	4492	1
4/2014	MI 7	MI 7	TR	124323	505038	153808	521932	138744	46
4/2014	MI 7	MI 7	TR	124352	505038	153808	521932	138744	44
4/2014	MI 7	MI 7	TR	124353	505038	153808	521948	4492	62

**ANR Pipeline Company
 Transportation Services
 Fuel By Route Analysis**
VASCR351

 Reporting Year: *January - December 2014*
 Production Period: **04/2014**

<u>Production Period</u>	<u>Receipt Segment</u>	<u>Delivery Segment</u>	<u>Service Class</u>	<u>Svc Req Contract</u>	<u>Receipt Location</u>	<u>Receipt Loc Prop</u>	<u>Delivery Location</u>	<u>Delivery Loc Prop</u>	<u>Fuel Quantity</u>
4/2014	MI 7	MI 7	TR	124373	510005	246067	521008	11616	2
4/2014	MI 7	MI 7	TR	124373	510005	246067	521074	40470	57
4/2014	MI 7	MI 7	TR	124373	510005	246067	521116	42078	280
4/2014	MI 7	MI 7	TR	124373	510005	246067	521118	11578	49
4/2014	MI 7	MI 7	TR	124373	510005	246067	521122	11751	8
4/2014	MI 7	MI 7	TR	124373	510005	246067	521124	11562	20
4/2014	MI 7	MI 7	TR	124373	510005	246067	521138	11680	553
4/2014	MI 7	MI 7	TR	124373	510005	246067	521142	40477	26
4/2014	MI 7	MI 7	TR	124373	510005	246067	521158	11581	340
4/2014	MI 7	MI 7	TR	124373	510005	246067	521162	11748	39
4/2014	MI 7	MI 7	TR	124373	510005	246067	521634	11566	779
4/2014	MI 7	MI 7	TR	124373	510005	246067	521670	40468	18
4/2014	MI 7	MI 7	TR	124373	510005	246067	521948	4492	35
4/2014	MI 7	MI 7	TR	124373	511136	277072	521074	40470	10
4/2014	MI 7	MI 7	TR	124373	511136	277072	521138	11680	21
4/2014	MI 7	MI 7	TR	124373	511136	277072	521158	11581	14
4/2014	MI 7	MI 7	TR	124373	511136	277072	521634	11566	128
4/2014	MI 7	MI 7	TR	124380	510005	246067	505038	153808	249
4/2014	MI 7	MI 7	TR	124380	510005	246067	521116	42078	315
4/2014	MI 7	MI 7	TR	124380	510029	2610	505038	153808	260
4/2014	MI 7	MI 7	TR	124380	510029	2610	521690	40892	108
4/2014	MI 7	MI 7	TR	124380	511136	277072	505038	153808	117
4/2014	MI 7	MI 7	TR	124463	505038	153808	521690	40892	32
4/2014	MI 7	MI 7	TR	124464	505108	243097	521118	11578	2
4/2014	MI 7	MI 7	TR	124464	505108	243097	521634	11566	52
4/2014	MI 7	MI 7	TR	124464	511136	277072	521118	11578	17
4/2014	MI 7	MI 7	TR	124464	511136	277072	521634	11566	718
4/2014	MI 7	MI 7	TR	124464	511136	277072	521670	40468	4
4/2014	MI 7	MI 7	TR	124464	511136	277072	521690	40892	9
4/2014	MI 7	MI 7	TR	124532	505038	153808	521116	42078	45
4/2014	MI 7	MI 7	TR	124532	505038	153808	521690	40892	80
4/2014	MI 7	MI 7	TR	124532	510005	246067	505038	153808	130
4/2014	MI 7	MI 7	TR	124532	510005	246067	521008	11616	45

**ANR Pipeline Company
 Transportation Services
 Fuel By Route Analysis**
VASCR351

 Reporting Year: *January - December 2014*
 Production Period: **04/2014**

<u>Production Period</u>	<u>Receipt Segment</u>	<u>Delivery Segment</u>	<u>Service Class</u>	<u>Svc Req Contract</u>	<u>Receipt Location</u>	<u>Receipt Loc Prop</u>	<u>Delivery Location</u>	<u>Delivery Loc Prop</u>	<u>Fuel Quantity</u>
4/2014	MI 7	MI 7	TR	124532	510005	246067	521116	42078	460
4/2014	MI 7	MI 7	TR	124532	510005	246067	521690	40892	61
4/2014	MI 7	MI 7	TR	124532	511136	277072	505038	153808	161
4/2014	MI 7	MI 7	TR	124532	511136	277072	521008	11616	436
4/2014	MI 7	MI 7	TR	124532	511136	277072	521116	42078	1,040
4/2014	MI 7	MI 7	TR	124532	511136	277072	521690	40892	259
4/2014	MI 7	MI 7	TR	124566	505038	153808	523008	312117	56
4/2014	MI 7	MI 7	TR	124571	505038	153808	523008	312117	155
4/2014	MI 7	MI 7	TR	124571	510005	246067	505038	153808	67
4/2014	MI 7	MI 7	TR	124571	510005	246067	521008	11616	46
4/2014	MI 7	MI 7	TR	124571	510005	246067	521622	110850	13
4/2014	MI 7	MI 7	TR	124571	510005	246067	523008	312117	88
4/2014	MI 7	MI 7	TR	124571	511136	277072	505038	153808	162
4/2014	MI 7	MI 7	TR	124571	511136	277072	521008	11616	308
4/2014	MI 7	MI 7	TR	124571	511136	277072	523008	312117	43
4/2014	MI 7	MI 7	TR	124572	505038	153808	523008	312117	80
4/2014	MI 7	MI 7	TR	124572	510005	246067	505038	153808	1
4/2014	MI 7	MI 7	TR	124572	510005	246067	523008	312117	29
4/2014	MI 7	MI 7	TR	124572	511136	277072	505038	153808	633
4/2014	MI 7	MI 7	TR	124572	511136	277072	521008	11616	56
4/2014	MI 7	MI 7	TR	124572	511136	277072	523008	312117	172
4/2014	MI 7	MI 7	TR	124573	505038	153808	521622	110850	43
4/2014	MI 7	MI 7	TR	124573	505038	153808	523008	312117	26
4/2014	MI 7	MI 7	TR	124573	505108	243097	521008	11616	27
4/2014	MI 7	MI 7	TR	124573	505108	243097	521622	110850	199
4/2014	MI 7	MI 7	TR	124573	510005	246067	505038	153808	45
4/2014	MI 7	MI 7	TR	124573	510005	246067	521008	11616	5
4/2014	MI 7	MI 7	TR	124573	510005	246067	521622	110850	78
4/2014	MI 7	MI 7	TR	124573	510005	246067	523008	312117	57
4/2014	MI 7	MI 7	TR	124573	511136	277072	505038	153808	21
4/2014	MI 7	MI 7	TR	124573	511136	277072	521622	110850	400
4/2014	MI 7	MI 7	TR	124573	511136	277072	523008	312117	25
4/2014	MI 7	MI 7	TR	124579	510005	246067	505038	153808	4

ANR Pipeline Company Transportation Services Fuel By Route Analysis

VASCR351

Reporting Year: *January - December 2014*
 Production Period: **04/2014**

<u>Production Period</u>	<u>Receipt Segment</u>	<u>Delivery Segment</u>	<u>Service Class</u>	<u>Svc Req Contract</u>	<u>Receipt Location</u>	<u>Receipt Loc Prop</u>	<u>Delivery Location</u>	<u>Delivery Loc Prop</u>	<u>Fuel Quantity</u>
4/2014	MI 7	MI 7	TR	124579	510005	246067	521690	40892	23
4/2014	MI 7	MI 7	TR	124579	511136	277072	505038	153808	201
4/2014	MI 7	MI 7	TR	124579	511136	277072	521690	40892	220
4/2014	MI 7	MI 7	TR	124584	511136	277072	505038	153808	20
4/2014	MI 7	MI 7	TR	124584	511136	277072	521074	40470	776
4/2014	MI 7	MI 7	TR	124584	511136	277072	521116	42078	256
4/2014	MI 7	MI 7	TR	124584	511136	277072	521142	40477	64
4/2014	MI 7	MI 7	TR	124584	511136	277072	521144	11580	21
4/2014	MI 7	MI 7	TR	124584	511136	277072	521162	11748	6
4/2014	MI 7	MI 7	TR	124585	505038	153808	521008	11616	36
4/2014	MI 7	MI 7	TR	124585	505038	153808	521118	11578	66
4/2014	MI 7	MI 7	TR	124585	505038	153808	523008	312117	74
4/2014	MI 7	MI 7	TR	124585	511136	277072	521118	11578	148
4/2014	MI 7	MI 7	TR	124599	511162	153853	505038	153808	106
4/2014	MI 7	MI 7	TR	124602	510005	246067	505038	153808	364
4/2014	MI 7	MI 7	TR	124602	510005	246067	521116	42078	273
4/2014	MI 7	MI 7	TR	124602	511136	277072	505038	153808	91
4/2014	MI 7	MI 7	TS	109138	505038	153808	505038	153808	14
4/2014	MI 7	MI 7	TS	109171	505038	153808	505038	153808	26
4/2014	MI 7	MI 7	TS	110863	505038	153808	505038	153808	3
4/2014	MI 7	MI 7	TS	123102	505038	153808	505038	153808	47
4/2014	MI 7	MI 7	TS	123148	505038	153808	505038	153808	1
4/2014	MI 7	MI 7	TS	123151	505038	153808	505038	153808	6
	Segment								177,733
4/2014	MI 7	MW 6	TR	750	505038	153808	505014	139246	19
4/2014	MI 7	MW 6	TR	108985	505038	153808	505005	139233	59
4/2014	MI 7	MW 6	TR	118249	505038	153808	505013	139241	33
4/2014	MI 7	MW 6	TR	120868	505108	243097	521470	4738	1
4/2014	MI 7	MW 6	TR	123405	505038	153808	505013	139241	251
4/2014	MI 7	MW 6	TR	124214	505038	153808	521482	4741	3
4/2014	MI 7	MW 6	TR	124480	505038	153808	521420	4602	16
4/2014	MI 7	MW 6	TS	109171	505038	153808	521428	40193	8
4/2014	MI 7	MW 6	TS	110863	505038	153808	521608	171759	1

ANR Pipeline Company Transportation Services Fuel By Route Analysis

VASCR351

Reporting Year: *January - December 2014*
 Production Period: **04/2014**

<u>Production Period</u>	<u>Receipt Segment</u>	<u>Delivery Segment</u>	<u>Service Class</u>	<u>Svc Req Contract</u>	<u>Receipt Location</u>	<u>Receipt Loc Prop</u>	<u>Delivery Location</u>	<u>Delivery Loc Prop</u>	<u>Fuel Quantity</u>
4/2014	MI 7	MW 6	TS	123147	505038	153808	505029	139367	29
4/2014	MI 7	MW 6	TS	123151	505038	153808	521498	4857	8
4/2014	MI 7	MW 6	TS	123215	505038	153808	521494	4605	59
4/2014	MI 7	MW 6	TS	123216	505038	153808	521492	4604	2
4/2014	MI 7	MW 6	TS	123217	505038	153808	521418	12991	25
4/2014	MI 7	MW 6	TS	123221	505038	153808	521496	4689	20
4/2014	MI 7	MW 6	TS	123222	505038	153808	521526	3969	1
4/2014	MI 7	MW 6	TS	123242	505038	153808	521426	40183	3
4/2014	MI 7	MW 6	TS	123300	505038	153808	521524	3973	3
	Segment								541
4/2014	MI 7	WI 7	TR	850	505038	153808	505025	139257	901
4/2014	MI 7	WI 7	TR	1600	505038	153808	505026	139258	3,042
4/2014	MI 7	WI 7	TR	105424	511136	277072	521250	28841	3
4/2014	MI 7	WI 7	TR	105428	511136	277072	521250	28841	6
4/2014	MI 7	WI 7	TR	105428	511136	277072	521262	36868	433
4/2014	MI 7	WI 7	TR	105429	511136	277072	521250	28841	3
4/2014	MI 7	WI 7	TR	106054	511136	277072	521178	28883	1,500
4/2014	MI 7	WI 7	TR	106322	505038	153808	505026	139258	1,321
4/2014	MI 7	WI 7	TR	106686	511136	277072	521266	28702	87
4/2014	MI 7	WI 7	TR	106897	511136	277072	521248	28811	30
4/2014	MI 7	WI 7	TR	106955	511136	277072	521172	28846	469
4/2014	MI 7	WI 7	TR	107161	511136	277072	521266	28702	208
4/2014	MI 7	WI 7	TR	107306	511136	277072	521298	28736	120
4/2014	MI 7	WI 7	TR	107478	511136	277072	521324	28794	1,470
4/2014	MI 7	WI 7	TR	107879	505038	153808	505023	139255	832
4/2014	MI 7	WI 7	TR	107895	505038	153808	505024	139256	18
4/2014	MI 7	WI 7	TR	107895	510005	246067	505024	139256	4
4/2014	MI 7	WI 7	TR	107897	505038	153808	505024	139256	1,612
4/2014	MI 7	WI 7	TR	107899	505038	153808	505024	139256	69
4/2014	MI 7	WI 7	TR	107899	510005	246067	505024	139256	426
4/2014	MI 7	WI 7	TR	108283	505108	243097	521310	28743	36
4/2014	MI 7	WI 7	TR	108283	510005	246067	521310	28743	285
4/2014	MI 7	WI 7	TR	108283	511136	277072	521310	28743	1,373

ANR Pipeline Company Transportation Services Fuel By Route Analysis
--

VASCR351

 Reporting Year: *January - December 2014*
 Production Period: **04/2014**

<u>Production Period</u>	<u>Receipt Segment</u>	<u>Delivery Segment</u>	<u>Service Class</u>	<u>Svc Req Contract</u>	<u>Receipt Location</u>	<u>Receipt Loc Prop</u>	<u>Delivery Location</u>	<u>Delivery Loc Prop</u>	<u>Fuel Quantity</u>
4/2014	MI 7	WI 7	TR	108283	511136	277072	521676	100052	14
4/2014	MI 7	WI 7	TR	108288	510005	246067	521188	28862	1
4/2014	MI 7	WI 7	TR	108288	510005	246067	521810	36869	59
4/2014	MI 7	WI 7	TR	108288	511136	277072	521198	28782	3
4/2014	MI 7	WI 7	TR	108288	511136	277072	521810	36869	297
4/2014	MI 7	WI 7	TR	109022	505038	153808	521610	261574	226
4/2014	MI 7	WI 7	TR	109025	510005	246067	521610	261574	4,479
4/2014	MI 7	WI 7	TR	109179	510005	246067	521176	28859	10
4/2014	MI 7	WI 7	TR	109179	511136	277072	521176	28859	50
4/2014	MI 7	WI 7	TR	109182	510005	246067	521250	28841	30
4/2014	MI 7	WI 7	TR	109182	511136	277072	521250	28841	150
4/2014	MI 7	WI 7	TR	109183	510005	246067	521356	28774	90
4/2014	MI 7	WI 7	TR	109183	511136	277072	521356	28774	450
4/2014	MI 7	WI 7	TR	109212	510005	246067	521172	28846	565
4/2014	MI 7	WI 7	TR	109223	505038	153808	521250	28841	30
4/2014	MI 7	WI 7	TR	109223	511136	277072	521250	28841	237
4/2014	MI 7	WI 7	TR	109415	510005	246067	521316	28831	175
4/2014	MI 7	WI 7	TR	109415	511136	277072	521316	28831	785
4/2014	MI 7	WI 7	TR	109610	510005	246067	521392	28730	60
4/2014	MI 7	WI 7	TR	109854	505038	153808	505023	139255	1,760
4/2014	MI 7	WI 7	TR	109893	510005	246067	521676	100052	14
4/2014	MI 7	WI 7	TR	109893	510005	246067	523034	384136	10
4/2014	MI 7	WI 7	TR	109893	511136	277072	521676	100052	54
4/2014	MI 7	WI 7	TR	109893	511136	277072	523034	384136	41
4/2014	MI 7	WI 7	TR	109950	511136	277072	521676	100052	150
4/2014	MI 7	WI 7	TR	109952	511136	277072	521330	28761	420
4/2014	MI 7	WI 7	TR	109956	511136	277072	521330	28761	51
4/2014	MI 7	WI 7	TR	109974	505038	153808	521172	28846	8
4/2014	MI 7	WI 7	TR	109974	505038	153808	521250	28841	17
4/2014	MI 7	WI 7	TR	109974	505038	153808	521256	174788	273
4/2014	MI 7	WI 7	TR	109974	505038	153808	521784	28720	227
4/2014	MI 7	WI 7	TR	109974	505038	153808	521786	28798	331
4/2014	MI 7	WI 7	TR	109974	505038	153808	523034	384136	529

**ANR Pipeline Company
 Transportation Services
 Fuel By Route Analysis**
VASCR351

 Reporting Year: *January - December 2014*
 Production Period: **04/2014**

<u>Production Period</u>	<u>Receipt Segment</u>	<u>Delivery Segment</u>	<u>Service Class</u>	<u>Svc Req Contract</u>	<u>Receipt Location</u>	<u>Receipt Loc Prop</u>	<u>Delivery Location</u>	<u>Delivery Loc Prop</u>	<u>Fuel Quantity</u>
4/2014	MI 7	WI 7	TR	109974	505108	243097	521172	28846	35
4/2014	MI 7	WI 7	TR	109974	505108	243097	521784	28720	2
4/2014	MI 7	WI 7	TR	109974	505108	243097	523034	384136	159
4/2014	MI 7	WI 7	TR	109974	505230	153728	521250	28841	8
4/2014	MI 7	WI 7	TR	109974	505230	153728	521784	28720	51
4/2014	MI 7	WI 7	TR	109974	505230	153728	523034	384136	242
4/2014	MI 7	WI 7	TR	109974	510005	246067	523034	384136	182
4/2014	MI 7	WI 7	TR	109974	511136	277072	521172	28846	1,152
4/2014	MI 7	WI 7	TR	109974	511136	277072	521250	28841	43
4/2014	MI 7	WI 7	TR	109974	511136	277072	521784	28720	349
4/2014	MI 7	WI 7	TR	109974	511136	277072	523034	384136	2,934
4/2014	MI 7	WI 7	TR	109976	505038	153808	523034	384136	302
4/2014	MI 7	WI 7	TR	110407	510005	246067	521314	28661	7
4/2014	MI 7	WI 7	TR	110407	510005	246067	521810	36869	41
4/2014	MI 7	WI 7	TR	110407	511136	277072	521314	28661	62
4/2014	MI 7	WI 7	TR	110407	511136	277072	521810	36869	128
4/2014	MI 7	WI 7	TR	110885	511136	277072	521172	28846	28
4/2014	MI 7	WI 7	TR	110885	511136	277072	523034	384136	35
4/2014	MI 7	WI 7	TR	111061	510005	246067	521330	28761	108
4/2014	MI 7	WI 7	TR	111061	511136	277072	521330	28761	432
4/2014	MI 7	WI 7	TR	111200	511136	277072	505025	139257	474
4/2014	MI 7	WI 7	TR	111201	511136	277072	521250	28841	12
4/2014	MI 7	WI 7	TR	111202	511136	277072	521172	28846	161
4/2014	MI 7	WI 7	TR	111203	511136	277072	521298	28736	168
4/2014	MI 7	WI 7	TR	111284	505038	153808	505024	139256	108
4/2014	MI 7	WI 7	TR	111284	511136	277072	505024	139256	108
4/2014	MI 7	WI 7	TR	111296	510005	246067	505026	139258	3,468
4/2014	MI 7	WI 7	TR	111297	505038	153808	505023	139255	135
4/2014	MI 7	WI 7	TR	111297	510005	246067	505023	139255	196
4/2014	MI 7	WI 7	TR	111297	510005	246067	521172	28846	2,123
4/2014	MI 7	WI 7	TR	111316	510005	246067	521370	28788	136
4/2014	MI 7	WI 7	TR	111403	511136	277072	505025	139257	207
4/2014	MI 7	WI 7	TR	111494	505038	153808	523034	384136	91

ANR Pipeline Company Transportation Services Fuel By Route Analysis

VASCR351

Reporting Year: *January - December 2014*
 Production Period: **04/2014**

<u>Production Period</u>	<u>Receipt Segment</u>	<u>Delivery Segment</u>	<u>Service Class</u>	<u>Svc Req Contract</u>	<u>Receipt Location</u>	<u>Receipt Loc Prop</u>	<u>Delivery Location</u>	<u>Delivery Loc Prop</u>	<u>Fuel Quantity</u>
4/2014	MI 7	WI 7	TR	111730	510005	246067	521250	28841	37
4/2014	MI 7	WI 7	TR	111730	510005	246067	521784	28720	32
4/2014	MI 7	WI 7	TR	111730	510005	246067	523034	384136	5,397
4/2014	MI 7	WI 7	TR	111813	511136	277072	505025	139257	1,711
4/2014	MI 7	WI 7	TR	111864	510005	246067	505026	139258	1,913
4/2014	MI 7	WI 7	TR	111910	511136	277072	521288	28670	3
4/2014	MI 7	WI 7	TR	112565	505038	153808	521650	269472	485
4/2014	MI 7	WI 7	TR	112565	505038	153808	523032	384134	277
4/2014	MI 7	WI 7	TR	112612	505038	153808	505025	139257	336
4/2014	MI 7	WI 7	TR	112901	510005	246067	521292	28806	12
4/2014	MI 7	WI 7	TR	112901	511136	277072	521292	28806	48
4/2014	MI 7	WI 7	TR	112906	510005	246067	521204	28672	6
4/2014	MI 7	WI 7	TR	112906	511136	277072	521172	28846	2
4/2014	MI 7	WI 7	TR	112906	511136	277072	521204	28672	24
4/2014	MI 7	WI 7	TR	112906	511136	277072	521810	36869	1
4/2014	MI 7	WI 7	TR	112958	510005	246067	523047	444972	60
4/2014	MI 7	WI 7	TR	112958	511136	277072	523047	444972	240
4/2014	MI 7	WI 7	TR	113186	511136	277072	521650	269472	45
4/2014	MI 7	WI 7	TR	113239	511136	277072	521814	36934	11
4/2014	MI 7	WI 7	TR	113240	505038	153808	521814	36934	27
4/2014	MI 7	WI 7	TR	113240	511136	277072	521814	36934	339
4/2014	MI 7	WI 7	TR	113406	511136	277072	505025	139257	930
4/2014	MI 7	WI 7	TR	113877	511136	277072	521172	28846	12
4/2014	MI 7	WI 7	TR	113877	511136	277072	521214	40197	3
4/2014	MI 7	WI 7	TR	113877	511136	277072	521222	28765	20
4/2014	MI 7	WI 7	TR	113877	511136	277072	521226	28881	1
4/2014	MI 7	WI 7	TR	113877	511136	277072	521230	28819	7
4/2014	MI 7	WI 7	TR	113877	511136	277072	521238	28836	27
4/2014	MI 7	WI 7	TR	113877	511136	277072	521246	28844	28
4/2014	MI 7	WI 7	TR	113877	511136	277072	521248	28811	1
4/2014	MI 7	WI 7	TR	113877	511136	277072	521266	28702	29
4/2014	MI 7	WI 7	TR	113877	511136	277072	521298	28736	14
4/2014	MI 7	WI 7	TR	113877	511136	277072	521310	28743	30

**ANR Pipeline Company
 Transportation Services
 Fuel By Route Analysis**

VASCR351

Reporting Year: *January - December 2014*
 Production Period: **04/2014**

<u>Production Period</u>	<u>Receipt Segment</u>	<u>Delivery Segment</u>	<u>Service Class</u>	<u>Svc Req Contract</u>	<u>Receipt Location</u>	<u>Receipt Loc Prop</u>	<u>Delivery Location</u>	<u>Delivery Loc Prop</u>	<u>Fuel Quantity</u>
4/2014	MI 7	WI 7	TR	113877	511136	277072	521318	28829	30
4/2014	MI 7	WI 7	TR	113877	511136	277072	521676	100052	26
4/2014	MI 7	WI 7	TR	113877	511136	277072	521758	28855	6
4/2014	MI 7	WI 7	TR	113877	511136	277072	521784	28720	29
4/2014	MI 7	WI 7	TR	113877	511136	277072	521814	36934	2
4/2014	MI 7	WI 7	TR	113878	511136	277072	521266	28702	240
4/2014	MI 7	WI 7	TR	113879	511136	277072	521350	28660	90
4/2014	MI 7	WI 7	TR	113880	511136	277072	521786	28798	210
4/2014	MI 7	WI 7	TR	113881	511136	277072	521198	28782	30
4/2014	MI 7	WI 7	TR	113882	511136	277072	521374	28662	30
4/2014	MI 7	WI 7	TR	113883	511136	277072	521382	174790	30
4/2014	MI 7	WI 7	TR	113884	511136	277072	521246	28844	415
4/2014	MI 7	WI 7	TR	113884	511136	277072	521266	28702	5
4/2014	MI 7	WI 7	TR	113886	511136	277072	521166	40496	120
4/2014	MI 7	WI 7	TR	113887	511136	277072	521186	42139	30
4/2014	MI 7	WI 7	TR	113889	511136	277072	521178	28883	90
4/2014	MI 7	WI 7	TR	113890	511136	277072	521172	28846	15
4/2014	MI 7	WI 7	TR	113890	511136	277072	521214	40197	73
4/2014	MI 7	WI 7	TR	113895	511136	277072	521320	28740	30
4/2014	MI 7	WI 7	TR	113901	511136	277072	521378	28704	30
4/2014	MI 7	WI 7	TR	113904	511136	277072	521210	28828	120
4/2014	MI 7	WI 7	TR	113906	511136	277072	521344	28734	60
4/2014	MI 7	WI 7	TR	113910	511136	277072	521310	28743	30
4/2014	MI 7	WI 7	TR	113914	511136	277072	521180	28875	30
4/2014	MI 7	WI 7	TR	113915	511136	277072	521322	28868	238
4/2014	MI 7	WI 7	TR	113916	511136	277072	521316	28831	30
4/2014	MI 7	WI 7	TR	113917	511136	277072	521194	40223	30
4/2014	MI 7	WI 7	TR	113919	511136	277072	521168	28834	210
4/2014	MI 7	WI 7	TR	113921	511136	277072	521260	36867	60
4/2014	MI 7	WI 7	TR	113922	511136	277072	521784	28720	720
4/2014	MI 7	WI 7	TR	113924	511136	277072	521814	36934	60
4/2014	MI 7	WI 7	TR	113928	511136	277072	521240	28759	60
4/2014	MI 7	WI 7	TR	113930	511136	277072	521298	28736	240

**ANR Pipeline Company
 Transportation Services
 Fuel By Route Analysis**

VASCR351

Reporting Year: *January - December 2014*
 Production Period: **04/2014**

<u>Production Period</u>	<u>Receipt Segment</u>	<u>Delivery Segment</u>	<u>Service Class</u>	<u>Svc Req Contract</u>	<u>Receipt Location</u>	<u>Receipt Loc Prop</u>	<u>Delivery Location</u>	<u>Delivery Loc Prop</u>	<u>Fuel Quantity</u>
4/2014	MI 7	WI 7	TR	113933	511136	277072	521204	28672	120
4/2014	MI 7	WI 7	TR	113936	511136	277072	521248	28811	120
4/2014	MI 7	WI 7	TR	113937	511136	277072	523034	384136	240
4/2014	MI 7	WI 7	TR	113938	511136	277072	521184	40224	30
4/2014	MI 7	WI 7	TR	113941	511136	277072	521172	28846	30
4/2014	MI 7	WI 7	TR	113944	511136	277072	521314	28661	180
4/2014	MI 7	WI 7	TR	113945	511136	277072	521814	36934	240
4/2014	MI 7	WI 7	TR	113950	511136	277072	521260	36867	30
4/2014	MI 7	WI 7	TR	113953	511136	277072	521202	28682	30
4/2014	MI 7	WI 7	TR	113956	511136	277072	521324	28794	60
4/2014	MI 7	WI 7	TR	113960	511136	277072	521370	28788	60
4/2014	MI 7	WI 7	TR	113961	511136	277072	521286	28853	30
4/2014	MI 7	WI 7	TR	113963	511136	277072	521336	28738	30
4/2014	MI 7	WI 7	TR	113966	511136	277072	521812	40304	30
4/2014	MI 7	WI 7	TR	113975	511136	277072	521370	28788	60
4/2014	MI 7	WI 7	TR	113976	511136	277072	521012	40226	150
4/2014	MI 7	WI 7	TR	113981	511136	277072	521374	28662	60
4/2014	MI 7	WI 7	TR	113987	511136	277072	521172	28846	37
4/2014	MI 7	WI 7	TR	113987	511136	277072	521676	100052	1
4/2014	MI 7	WI 7	TR	113987	511136	277072	521784	28720	800
4/2014	MI 7	WI 7	TR	113987	511136	277072	521814	36934	2
4/2014	MI 7	WI 7	TR	113992	511136	277072	521386	174791	30
4/2014	MI 7	WI 7	TR	113994	511136	277072	521784	28720	120
4/2014	MI 7	WI 7	TR	113998	511136	277072	521200	28679	30
4/2014	MI 7	WI 7	TR	113999	511136	277072	521230	28819	60
4/2014	MI 7	WI 7	TR	114000	511136	277072	521174	28778	60
4/2014	MI 7	WI 7	TR	114003	511136	277072	521238	28836	30
4/2014	MI 7	WI 7	TR	114004	511136	277072	521012	40226	120
4/2014	MI 7	WI 7	TR	114005	511136	277072	521676	100052	150
4/2014	MI 7	WI 7	TR	114006	511136	277072	521242	139405	30
4/2014	MI 7	WI 7	TR	114007	511136	277072	521168	28834	150
4/2014	MI 7	WI 7	TR	114008	511136	277072	521324	28794	30
4/2014	MI 7	WI 7	TR	114009	511136	277072	521178	28883	30

**ANR Pipeline Company
 Transportation Services
 Fuel By Route Analysis**

VASCR351

Reporting Year: *January - December 2014*
 Production Period: 04/2014

<u>Production Period</u>	<u>Receipt Segment</u>	<u>Delivery Segment</u>	<u>Service Class</u>	<u>Svc Req Contract</u>	<u>Receipt Location</u>	<u>Receipt Loc Prop</u>	<u>Delivery Location</u>	<u>Delivery Loc Prop</u>	<u>Fuel Quantity</u>
4/2014	MI 7	WI 7	TR	114015	511136	277072	521266	28702	270
4/2014	MI 7	WI 7	TR	114505	510005	246067	505026	139258	837
4/2014	MI 7	WI 7	TR	114512	511136	277072	521262	36868	613
4/2014	MI 7	WI 7	TR	114525	511136	277072	521200	28679	30
4/2014	MI 7	WI 7	TR	114668	505038	153808	521256	174788	92
4/2014	MI 7	WI 7	TR	114668	505038	153808	521786	28798	163
4/2014	MI 7	WI 7	TR	114677	505108	243097	521288	28670	21
4/2014	MI 7	WI 7	TR	114677	511136	277072	521288	28670	1,134
4/2014	MI 7	WI 7	TR	114823	510005	246067	521266	28702	66
4/2014	MI 7	WI 7	TR	114823	511136	277072	521266	28702	264
4/2014	MI 7	WI 7	TR	115066	505038	153808	505024	139256	75
4/2014	MI 7	WI 7	TR	115066	511136	277072	505024	139256	56
4/2014	MI 7	WI 7	TR	115070	505038	153808	505023	139255	124
4/2014	MI 7	WI 7	TR	115138	511136	277072	521336	28738	25
4/2014	MI 7	WI 7	TR	115224	511136	277072	521012	40226	30
4/2014	MI 7	WI 7	TR	115823	505038	153808	521610	261574	2
4/2014	MI 7	WI 7	TR	115823	510005	246067	521250	28841	45
4/2014	MI 7	WI 7	TR	115823	511136	277072	521012	40226	6
4/2014	MI 7	WI 7	TR	115823	511136	277072	521172	28846	297
4/2014	MI 7	WI 7	TR	115823	511136	277072	521174	28778	209
4/2014	MI 7	WI 7	TR	115823	511136	277072	521200	28679	66
4/2014	MI 7	WI 7	TR	115823	511136	277072	521202	28682	69
4/2014	MI 7	WI 7	TR	115823	511136	277072	521204	28672	86
4/2014	MI 7	WI 7	TR	115823	511136	277072	521248	28811	117
4/2014	MI 7	WI 7	TR	115823	511136	277072	521250	28841	28
4/2014	MI 7	WI 7	TR	115823	511136	277072	521262	36868	555
4/2014	MI 7	WI 7	TR	115823	511136	277072	521266	28702	221
4/2014	MI 7	WI 7	TR	115823	511136	277072	521286	28853	41
4/2014	MI 7	WI 7	TR	115823	511136	277072	521288	28670	64
4/2014	MI 7	WI 7	TR	115823	511136	277072	521314	28661	104
4/2014	MI 7	WI 7	TR	115823	511136	277072	521316	28831	90
4/2014	MI 7	WI 7	TR	115823	511136	277072	521338	28700	60
4/2014	MI 7	WI 7	TR	115823	511136	277072	521344	28734	120

**ANR Pipeline Company
 Transportation Services
 Fuel By Route Analysis**
VASCR351

 Reporting Year: *January - December 2014*
 Production Period: **04/2014**

<u>Production Period</u>	<u>Receipt Segment</u>	<u>Delivery Segment</u>	<u>Service Class</u>	<u>Svc Req Contract</u>	<u>Receipt Location</u>	<u>Receipt Loc Prop</u>	<u>Delivery Location</u>	<u>Delivery Loc Prop</u>	<u>Fuel Quantity</u>
4/2014	MI 7	WI 7	TR	115823	511136	277072	521350	28660	133
4/2014	MI 7	WI 7	TR	115823	511136	277072	521362	28733	30
4/2014	MI 7	WI 7	TR	115823	511136	277072	521374	28662	150
4/2014	MI 7	WI 7	TR	115823	511136	277072	521610	261574	29
4/2014	MI 7	WI 7	TR	115823	511136	277072	521786	28798	47
4/2014	MI 7	WI 7	TR	115823	511136	277072	523034	384136	19
4/2014	MI 7	WI 7	TR	115931	511136	277072	521298	28736	60
4/2014	MI 7	WI 7	TR	115957	505038	153808	505504	854822	197
4/2014	MI 7	WI 7	TR	116064	505038	153808	505025	139257	355
4/2014	MI 7	WI 7	TR	116554	505038	153808	521164	28842	43
4/2014	MI 7	WI 7	TR	116554	511136	277072	521164	28842	32
4/2014	MI 7	WI 7	TR	116554	511136	277072	521174	28778	28
4/2014	MI 7	WI 7	TR	116554	511136	277072	523034	384136	12
4/2014	MI 7	WI 7	TR	116740	505038	153808	523068	956594	114
4/2014	MI 7	WI 7	TR	116740	505230	153728	523068	956594	52
4/2014	MI 7	WI 7	TR	117335	505038	153808	505021	139253	480
4/2014	MI 7	WI 7	TR	117335	511136	277072	505021	139253	45
4/2014	MI 7	WI 7	TR	117336	511136	277072	521810	36869	3,579
4/2014	MI 7	WI 7	TR	117338	505108	243097	521262	36868	78
4/2014	MI 7	WI 7	TR	117338	511136	277072	521262	36868	279
4/2014	MI 7	WI 7	TR	117354	505038	153808	521262	36868	46
4/2014	MI 7	WI 7	TR	117354	510005	246067	521262	36868	450
4/2014	MI 7	WI 7	TR	117358	505038	153808	505021	139253	63
4/2014	MI 7	WI 7	TR	117358	505108	243097	505021	139253	828
4/2014	MI 7	WI 7	TR	117358	511136	277072	505021	139253	182
4/2014	MI 7	WI 7	TR	118789	505038	153808	505024	139256	54
4/2014	MI 7	WI 7	TR	118794	505038	153808	505023	139255	34
4/2014	MI 7	WI 7	TR	120144	505038	153808	521288	28670	7
4/2014	MI 7	WI 7	TR	120880	510005	246067	521396	150407	30
4/2014	MI 7	WI 7	TR	120953	505038	153808	521654	284917	2
4/2014	MI 7	WI 7	TR	120953	505038	153808	523032	384134	92
4/2014	MI 7	WI 7	TR	121282	510005	246067	521266	28702	8
4/2014	MI 7	WI 7	TR	121282	510005	246067	521810	36869	2

**ANR Pipeline Company
 Transportation Services
 Fuel By Route Analysis**
VASCR351
**Reporting Year: January - December 2014
 Production Period: 04/2014**

<u>Production Period</u>	<u>Receipt Segment</u>	<u>Delivery Segment</u>	<u>Service Class</u>	<u>Svc Req Contract</u>	<u>Receipt Location</u>	<u>Receipt Loc Prop</u>	<u>Delivery Location</u>	<u>Delivery Loc Prop</u>	<u>Fuel Quantity</u>
4/2014	MI 7	WI 7	TR	121282	511136	277072	521266	28702	31
4/2014	MI 7	WI 7	TR	121282	511136	277072	521810	36869	12
4/2014	MI 7	WI 7	TR	121284	510005	246067	521202	28682	5
4/2014	MI 7	WI 7	TR	121284	510005	246067	521314	28661	15
4/2014	MI 7	WI 7	TR	121284	511136	277072	521202	28682	18
4/2014	MI 7	WI 7	TR	121284	511136	277072	521314	28661	71
4/2014	MI 7	WI 7	TR	121481	510005	246067	521180	28875	6
4/2014	MI 7	WI 7	TR	121481	511136	277072	521180	28875	24
4/2014	MI 7	WI 7	TR	121932	505038	153808	521266	28702	2
4/2014	MI 7	WI 7	TR	121932	511136	277072	521266	28702	198
4/2014	MI 7	WI 7	TR	121968	505038	153808	521650	269472	32
4/2014	MI 7	WI 7	TR	121968	505038	153808	523032	384134	28
4/2014	MI 7	WI 7	TR	121968	505038	153808	523042	439345	20
4/2014	MI 7	WI 7	TR	121981	511136	277072	521164	28842	6
4/2014	MI 7	WI 7	TR	121981	511136	277072	521280	28684	106
4/2014	MI 7	WI 7	TR	121981	511136	277072	521814	36934	26
4/2014	MI 7	WI 7	TR	121982	511136	277072	521204	28672	44
4/2014	MI 7	WI 7	TR	121982	511136	277072	521218	28865	94
4/2014	MI 7	WI 7	TR	121983	510005	246067	521164	28842	17
4/2014	MI 7	WI 7	TR	121983	510005	246067	521210	28828	29
4/2014	MI 7	WI 7	TR	121983	510005	246067	521250	28841	235
4/2014	MI 7	WI 7	TR	121984	511136	277072	521164	28842	29
4/2014	MI 7	WI 7	TR	121984	511136	277072	521174	28778	161
4/2014	MI 7	WI 7	TR	121984	511136	277072	521180	28875	87
4/2014	MI 7	WI 7	TR	121984	511136	277072	521190	28825	30
4/2014	MI 7	WI 7	TR	121984	511136	277072	521266	28702	46
4/2014	MI 7	WI 7	TR	121984	511136	277072	521336	28738	362
4/2014	MI 7	WI 7	TR	121984	511136	277072	523034	384136	113
4/2014	MI 7	WI 7	TR	121985	511136	277072	521180	28875	300
4/2014	MI 7	WI 7	TR	121985	511136	277072	521392	28730	90
4/2014	MI 7	WI 7	TR	121986	511136	277072	521164	28842	22
4/2014	MI 7	WI 7	TR	121986	511136	277072	521174	28778	62
4/2014	MI 7	WI 7	TR	121986	511136	277072	521188	28862	2

**ANR Pipeline Company
 Transportation Services
 Fuel By Route Analysis**

VASCR351

Reporting Year: *January - December 2014*
 Production Period: **04/2014**

<u>Production Period</u>	<u>Receipt Segment</u>	<u>Delivery Segment</u>	<u>Service Class</u>	<u>Svc Req Contract</u>	<u>Receipt Location</u>	<u>Receipt Loc Prop</u>	<u>Delivery Location</u>	<u>Delivery Loc Prop</u>	<u>Fuel Quantity</u>
4/2014	MI 7	WI 7	TR	121986	511136	277072	521190	28825	88
4/2014	MI 7	WI 7	TR	121986	511136	277072	521196	28771	3
4/2014	MI 7	WI 7	TR	121986	511136	277072	521218	28865	4
4/2014	MI 7	WI 7	TR	121986	511136	277072	521230	28819	15
4/2014	MI 7	WI 7	TR	121986	511136	277072	521266	28702	30
4/2014	MI 7	WI 7	TR	121986	511136	277072	521330	28761	298
4/2014	MI 7	WI 7	TR	121986	511136	277072	521372	11703	35
4/2014	MI 7	WI 7	TR	121986	511136	277072	523034	384136	123
4/2014	MI 7	WI 7	TR	121987	510005	246067	521164	28842	22
4/2014	MI 7	WI 7	TR	121987	510005	246067	521246	28844	47
4/2014	MI 7	WI 7	TR	121987	510005	246067	521250	28841	4
4/2014	MI 7	WI 7	TR	121987	510005	246067	521298	28736	617
4/2014	MI 7	WI 7	TR	121988	510005	246067	521676	100052	570
4/2014	MI 7	WI 7	TR	121989	511136	277072	521344	28734	150
4/2014	MI 7	WI 7	TR	121990	511136	277072	523034	384136	150
4/2014	MI 7	WI 7	TR	121991	510005	246067	521174	28778	47
4/2014	MI 7	WI 7	TR	121991	510005	246067	521178	28883	51
4/2014	MI 7	WI 7	TR	121991	510005	246067	521180	28875	147
4/2014	MI 7	WI 7	TR	121991	510005	246067	521190	28825	240
4/2014	MI 7	WI 7	TR	121991	510005	246067	521196	28771	5
4/2014	MI 7	WI 7	TR	121991	510005	246067	521230	28819	28
4/2014	MI 7	WI 7	TR	121991	510005	246067	521250	28841	61
4/2014	MI 7	WI 7	TR	121991	510005	246067	521322	28868	526
4/2014	MI 7	WI 7	TR	121992	510005	246067	521330	28761	264
4/2014	MI 7	WI 7	TR	121992	510005	246067	521372	11703	7
4/2014	MI 7	WI 7	TR	121993	511136	277072	521270	28676	30
4/2014	MI 7	WI 7	TR	121994	511136	277072	521288	28670	150
4/2014	MI 7	WI 7	TR	121995	511136	277072	521786	28798	30
4/2014	MI 7	WI 7	TR	121996	511136	277072	521188	28862	90
4/2014	MI 7	WI 7	TR	121997	511136	277072	521218	28865	30
4/2014	MI 7	WI 7	TR	121998	511136	277072	521214	40197	30
4/2014	MI 7	WI 7	TR	121999	511136	277072	521356	28774	90
4/2014	MI 7	WI 7	TR	122070	505038	153808	521250	28841	38

ANR Pipeline Company Transportation Services Fuel By Route Analysis

VASCR351

Reporting Year: *January - December 2014*
 Production Period: **04/2014**

<u>Production Period</u>	<u>Receipt Segment</u>	<u>Delivery Segment</u>	<u>Service Class</u>	<u>Svc Req Contract</u>	<u>Receipt Location</u>	<u>Receipt Loc Prop</u>	<u>Delivery Location</u>	<u>Delivery Loc Prop</u>	<u>Fuel Quantity</u>
4/2014	MI 7	WI 7	TR	122070	511136	277072	521250	28841	5
4/2014	MI 7	WI 7	TR	122265	510005	246067	521012	40226	772
4/2014	MI 7	WI 7	TR	122265	510005	246067	521164	28842	36
4/2014	MI 7	WI 7	TR	122265	510005	246067	521168	28834	30
4/2014	MI 7	WI 7	TR	122265	510005	246067	521174	28778	143
4/2014	MI 7	WI 7	TR	122265	510005	246067	521178	28883	1
4/2014	MI 7	WI 7	TR	122265	510005	246067	521180	28875	36
4/2014	MI 7	WI 7	TR	122265	510005	246067	521190	28825	32
4/2014	MI 7	WI 7	TR	122265	510005	246067	521238	28836	108
4/2014	MI 7	WI 7	TR	122265	510005	246067	521246	28844	446
4/2014	MI 7	WI 7	TR	122265	510005	246067	521250	28841	772
4/2014	MI 7	WI 7	TR	122265	510005	246067	521260	36867	10
4/2014	MI 7	WI 7	TR	122265	510005	246067	521266	28702	46
4/2014	MI 7	WI 7	TR	122265	510005	246067	521324	28794	4
4/2014	MI 7	WI 7	TR	122265	510005	246067	521372	11703	78
4/2014	MI 7	WI 7	TR	122265	510005	246067	521676	100052	12
4/2014	MI 7	WI 7	TR	122265	510005	246067	521786	28798	61
4/2014	MI 7	WI 7	TR	122265	510005	246067	523034	384136	30
4/2014	MI 7	WI 7	TR	122266	511136	277072	521164	28842	8
4/2014	MI 7	WI 7	TR	122266	511136	277072	521372	11703	411
4/2014	MI 7	WI 7	TR	122267	510005	246067	521164	28842	92
4/2014	MI 7	WI 7	TR	122267	510005	246067	521250	28841	3
4/2014	MI 7	WI 7	TR	122267	510005	246067	521260	36867	455
4/2014	MI 7	WI 7	TR	122267	510005	246067	521316	28831	24
4/2014	MI 7	WI 7	TR	122268	510005	246067	521012	40226	17
4/2014	MI 7	WI 7	TR	122268	510005	246067	521164	28842	144
4/2014	MI 7	WI 7	TR	122268	510005	246067	521262	36868	5
4/2014	MI 7	WI 7	TR	122268	510005	246067	521676	100052	7
4/2014	MI 7	WI 7	TR	122268	510005	246067	521812	40304	347
4/2014	MI 7	WI 7	TR	122269	510005	246067	521164	28842	5
4/2014	MI 7	WI 7	TR	122269	510005	246067	521372	11703	414
4/2014	MI 7	WI 7	TR	122700	505108	243097	521250	28841	403
4/2014	MI 7	WI 7	TR	122702	505038	153808	521172	28846	182

**ANR Pipeline Company
 Transportation Services
 Fuel By Route Analysis**
VASCR351

 Reporting Year: *January - December 2014*
 Production Period: **04/2014**

<u>Production Period</u>	<u>Receipt Segment</u>	<u>Delivery Segment</u>	<u>Service Class</u>	<u>Svc Req Contract</u>	<u>Receipt Location</u>	<u>Receipt Loc Prop</u>	<u>Delivery Location</u>	<u>Delivery Loc Prop</u>	<u>Fuel Quantity</u>
4/2014	MI 7	WI 7	TR	122816	505038	153808	523032	384134	31
4/2014	MI 7	WI 7	TR	122816	505038	153808	523034	384136	31
4/2014	MI 7	WI 7	TR	122816	505038	153808	523042	439345	31
4/2014	MI 7	WI 7	TR	122816	510005	246067	523035	387791	18
4/2014	MI 7	WI 7	TR	122816	511136	277072	523035	387791	133
4/2014	MI 7	WI 7	TR	123169	510005	246067	521306	28741	40
4/2014	MI 7	WI 7	TR	123169	511136	277072	521306	28741	200
4/2014	MI 7	WI 7	TR	123170	510005	246067	521356	28774	95
4/2014	MI 7	WI 7	TR	123170	511136	277072	521356	28774	475
4/2014	MI 7	WI 7	TR	123265	511136	277072	521260	36867	32
4/2014	MI 7	WI 7	TR	123265	511136	277072	521288	28670	1,076
4/2014	MI 7	WI 7	TR	123266	511136	277072	521288	28670	150
4/2014	MI 7	WI 7	TR	123268	511136	277072	521174	28778	70
4/2014	MI 7	WI 7	TR	123268	511136	277072	521176	28859	58
4/2014	MI 7	WI 7	TR	123268	511136	277072	521180	28875	10
4/2014	MI 7	WI 7	TR	123268	511136	277072	521190	28825	19
4/2014	MI 7	WI 7	TR	123268	511136	277072	521196	28771	1
4/2014	MI 7	WI 7	TR	123268	511136	277072	521230	28819	12
4/2014	MI 7	WI 7	TR	123268	511136	277072	521240	28759	26
4/2014	MI 7	WI 7	TR	123268	511136	277072	521266	28702	31
4/2014	MI 7	WI 7	TR	123268	511136	277072	521324	28794	104
4/2014	MI 7	WI 7	TR	123268	511136	277072	521372	11703	20
4/2014	MI 7	WI 7	TR	123268	511136	277072	523034	384136	38
4/2014	MI 7	WI 7	TR	123269	510005	246067	521164	28842	4
4/2014	MI 7	WI 7	TR	123269	510005	246067	521174	28778	39
4/2014	MI 7	WI 7	TR	123269	510005	246067	521240	28759	53
4/2014	MI 7	WI 7	TR	123269	510005	246067	521310	28743	190
4/2014	MI 7	WI 7	TR	123269	510005	246067	523034	384136	115
4/2014	MI 7	WI 7	TR	123270	511136	277072	521190	28825	90
4/2014	MI 7	WI 7	TR	123271	510005	246067	521306	28741	90
4/2014	MI 7	WI 7	TR	123271	511136	277072	521164	28842	8
4/2014	MI 7	WI 7	TR	123272	511136	277072	521164	28842	89
4/2014	MI 7	WI 7	TR	123272	511136	277072	521190	28825	18

ANR Pipeline Company Transportation Services Fuel By Route Analysis

VASCR351

 Reporting Year: *January - December 2014*
 Production Period: **04/2014**

<u>Production Period</u>	<u>Receipt Segment</u>	<u>Delivery Segment</u>	<u>Service Class</u>	<u>Svc Req Contract</u>	<u>Receipt Location</u>	<u>Receipt Loc Prop</u>	<u>Delivery Location</u>	<u>Delivery Loc Prop</u>	<u>Fuel Quantity</u>
4/2014	MI 7	WI 7	TR	123272	511136	277072	521314	28661	28
4/2014	MI 7	WI 7	TR	123308	511136	277072	521164	28842	12
4/2014	MI 7	WI 7	TR	123308	511136	277072	521814	36934	109
4/2014	MI 7	WI 7	TR	123389	510005	246067	521392	28730	30
4/2014	MI 7	WI 7	TR	123397	505108	243097	521266	28702	54
4/2014	MI 7	WI 7	TR	123397	510005	246067	521266	28702	114
4/2014	MI 7	WI 7	TR	123398	510005	246067	521392	28730	150
4/2014	MI 7	WI 7	TR	123399	510005	246067	521392	28730	120
4/2014	MI 7	WI 7	TR	123631	505038	153808	523034	384136	80
4/2014	MI 7	WI 7	TR	123631	505038	153808	523035	387791	130
4/2014	MI 7	WI 7	TR	123631	505108	243097	523035	387791	343
4/2014	MI 7	WI 7	TR	123631	505230	153728	523035	387791	66
4/2014	MI 7	WI 7	TR	123631	510005	246067	523035	387791	287
4/2014	MI 7	WI 7	TR	123631	511136	277072	523034	384136	118
4/2014	MI 7	WI 7	TR	123631	511136	277072	523035	387791	1,620
4/2014	MI 7	WI 7	TR	123643	511136	277072	521164	28842	414
4/2014	MI 7	WI 7	TR	123643	511136	277072	521314	28661	49
4/2014	MI 7	WI 7	TR	123648	511136	277072	521174	28778	23
4/2014	MI 7	WI 7	TR	123648	511136	277072	521178	28883	12
4/2014	MI 7	WI 7	TR	123648	511136	277072	521180	28875	18
4/2014	MI 7	WI 7	TR	123648	511136	277072	521316	28831	291
4/2014	MI 7	WI 7	TR	123742	510005	246067	521172	28846	34
4/2014	MI 7	WI 7	TR	123800	511136	277072	521374	28662	210
4/2014	MI 7	WI 7	TR	123976	505038	153808	523032	384134	214
4/2014	MI 7	WI 7	TR	123976	505038	153808	523034	384136	3
4/2014	MI 7	WI 7	TR	123976	510005	246067	521164	28842	45
4/2014	MI 7	WI 7	TR	123976	510005	246067	521650	269472	210
4/2014	MI 7	WI 7	TR	123976	510005	246067	523032	384134	16
4/2014	MI 7	WI 7	TR	123976	510005	246067	523034	384136	179
4/2014	MI 7	WI 7	TR	124007	505108	243097	521314	28661	82
4/2014	MI 7	WI 7	TR	124007	505108	243097	521676	100052	31
4/2014	MI 7	WI 7	TR	124007	505108	243097	523034	384136	131
4/2014	MI 7	WI 7	TR	124007	510005	246067	521012	40226	3

ANR Pipeline Company Transportation Services Fuel By Route Analysis

VASCR351

 Reporting Year: *January - December 2014*
 Production Period: **04/2014**

<u>Production Period</u>	<u>Receipt Segment</u>	<u>Delivery Segment</u>	<u>Service Class</u>	<u>Svc Req Contract</u>	<u>Receipt Location</u>	<u>Receipt Loc Prop</u>	<u>Delivery Location</u>	<u>Delivery Loc Prop</u>	<u>Fuel Quantity</u>
4/2014	MI 7	WI 7	TR	124007	510005	246067	521176	28859	14
4/2014	MI 7	WI 7	TR	124007	510005	246067	521180	28875	4
4/2014	MI 7	WI 7	TR	124007	510005	246067	521198	28782	3
4/2014	MI 7	WI 7	TR	124007	510005	246067	521204	28672	1
4/2014	MI 7	WI 7	TR	124007	510005	246067	521210	28828	6
4/2014	MI 7	WI 7	TR	124007	510005	246067	521240	28759	7
4/2014	MI 7	WI 7	TR	124007	510005	246067	521246	28844	3
4/2014	MI 7	WI 7	TR	124007	510005	246067	521314	28661	417
4/2014	MI 7	WI 7	TR	124007	510005	246067	521394	36936	15
4/2014	MI 7	WI 7	TR	124007	510005	246067	521676	100052	69
4/2014	MI 7	WI 7	TR	124007	510005	246067	523034	384136	111
4/2014	MI 7	WI 7	TR	124007	511136	277072	521176	28859	14
4/2014	MI 7	WI 7	TR	124007	511136	277072	521180	28875	4
4/2014	MI 7	WI 7	TR	124007	511136	277072	521198	28782	3
4/2014	MI 7	WI 7	TR	124007	511136	277072	521204	28672	1
4/2014	MI 7	WI 7	TR	124007	511136	277072	521210	28828	6
4/2014	MI 7	WI 7	TR	124007	511136	277072	521240	28759	13
4/2014	MI 7	WI 7	TR	124007	511136	277072	521246	28844	3
4/2014	MI 7	WI 7	TR	124007	511136	277072	521314	28661	814
4/2014	MI 7	WI 7	TR	124007	511136	277072	521676	100052	33
4/2014	MI 7	WI 7	TR	124007	511136	277072	523034	384136	120
4/2014	MI 7	WI 7	TR	124050	505038	153808	521172	28846	6
4/2014	MI 7	WI 7	TR	124050	505108	243097	510041	11661	91
4/2014	MI 7	WI 7	TR	124050	505108	243097	521012	40226	14
4/2014	MI 7	WI 7	TR	124050	505108	243097	521172	28846	241
4/2014	MI 7	WI 7	TR	124050	505108	243097	521176	28859	10
4/2014	MI 7	WI 7	TR	124050	505108	243097	521178	28883	59
4/2014	MI 7	WI 7	TR	124050	505108	243097	521186	42139	35
4/2014	MI 7	WI 7	TR	124050	505108	243097	521196	28771	95
4/2014	MI 7	WI 7	TR	124050	505108	243097	521210	28828	6
4/2014	MI 7	WI 7	TR	124050	505108	243097	521214	40197	6
4/2014	MI 7	WI 7	TR	124050	505108	243097	521218	28865	20
4/2014	MI 7	WI 7	TR	124050	505108	243097	521226	28881	9

ANR Pipeline Company Transportation Services Fuel By Route Analysis

VASCR351

Reporting Year: *January - December 2014*
 Production Period: **04/2014**

<u>Production Period</u>	<u>Receipt Segment</u>	<u>Delivery Segment</u>	<u>Service Class</u>	<u>Svc Req Contract</u>	<u>Receipt Location</u>	<u>Receipt Loc Prop</u>	<u>Delivery Location</u>	<u>Delivery Loc Prop</u>	<u>Fuel Quantity</u>
4/2014	MI 7	WI 7	TR	124050	505108	243097	521240	28759	44
4/2014	MI 7	WI 7	TR	124050	505108	243097	521266	28702	61
4/2014	MI 7	WI 7	TR	124050	505108	243097	521268	40497	5
4/2014	MI 7	WI 7	TR	124050	505108	243097	521288	28670	15
4/2014	MI 7	WI 7	TR	124050	505108	243097	521322	28868	50
4/2014	MI 7	WI 7	TR	124050	505108	243097	521324	28794	40
4/2014	MI 7	WI 7	TR	124050	505108	243097	521336	28738	10
4/2014	MI 7	WI 7	TR	124050	505108	243097	521676	100052	8
4/2014	MI 7	WI 7	TR	124050	505108	243097	521814	36934	29
4/2014	MI 7	WI 7	TR	124050	511136	277072	510041	11661	196
4/2014	MI 7	WI 7	TR	124050	511136	277072	521172	28846	416
4/2014	MI 7	WI 7	TR	124050	511136	277072	521314	28661	460
4/2014	MI 7	WI 7	TR	124054	505038	153808	521250	28841	29
4/2014	MI 7	WI 7	TR	124054	505108	243097	521250	28841	154
4/2014	MI 7	WI 7	TR	124054	511136	277072	510041	11661	88
4/2014	MI 7	WI 7	TR	124054	511136	277072	521172	28846	23
4/2014	MI 7	WI 7	TR	124076	510005	246067	521172	28846	27
4/2014	MI 7	WI 7	TR	124076	510005	246067	523032	384134	184
4/2014	MI 7	WI 7	TR	124076	511136	277072	521314	28661	112
4/2014	MI 7	WI 7	TR	124076	511136	277072	523034	384136	92
4/2014	MI 7	WI 7	TR	124076	511136	277072	523035	387791	138
4/2014	MI 7	WI 7	TR	124085	511136	277072	521172	28846	241
4/2014	MI 7	WI 7	TR	124121	505108	243097	521172	28846	104
4/2014	MI 7	WI 7	TR	124121	505108	243097	521314	28661	44
4/2014	MI 7	WI 7	TR	124121	510005	246067	521164	28842	15
4/2014	MI 7	WI 7	TR	124121	510005	246067	521172	28846	46
4/2014	MI 7	WI 7	TR	124121	510005	246067	521250	28841	64
4/2014	MI 7	WI 7	TR	124121	510005	246067	521266	28702	326
4/2014	MI 7	WI 7	TR	124121	510005	246067	523034	384136	105
4/2014	MI 7	WI 7	TR	124121	511136	277072	521164	28842	54
4/2014	MI 7	WI 7	TR	124121	511136	277072	521172	28846	976
4/2014	MI 7	WI 7	TR	124121	511136	277072	521246	28844	15
4/2014	MI 7	WI 7	TR	124121	511136	277072	521250	28841	529

**ANR Pipeline Company
 Transportation Services
 Fuel By Route Analysis**

VASCR351

Reporting Year: *January - December 2014*
 Production Period: 04/2014

<u>Production Period</u>	<u>Receipt Segment</u>	<u>Delivery Segment</u>	<u>Service Class</u>	<u>Svc Req Contract</u>	<u>Receipt Location</u>	<u>Receipt Loc Prop</u>	<u>Delivery Location</u>	<u>Delivery Loc Prop</u>	<u>Fuel Quantity</u>
4/2014	MI 7	WI 7	TR	124121	511136	277072	521266	28702	250
4/2014	MI 7	WI 7	TR	124121	511136	277072	521314	28661	504
4/2014	MI 7	WI 7	TR	124121	511136	277072	521650	269472	487
4/2014	MI 7	WI 7	TR	124121	511136	277072	523032	384134	3
4/2014	MI 7	WI 7	TR	124121	511136	277072	523034	384136	266
4/2014	MI 7	WI 7	TR	124121	511136	277072	523035	387791	151
4/2014	MI 7	WI 7	TR	124124	510005	246067	521168	28834	31
4/2014	MI 7	WI 7	TR	124124	510005	246067	521172	28846	232
4/2014	MI 7	WI 7	TR	124124	510005	246067	521174	28778	74
4/2014	MI 7	WI 7	TR	124124	510005	246067	521176	28859	16
4/2014	MI 7	WI 7	TR	124124	510005	246067	521180	28875	16
4/2014	MI 7	WI 7	TR	124124	510005	246067	521190	28825	16
4/2014	MI 7	WI 7	TR	124124	510005	246067	521198	28782	16
4/2014	MI 7	WI 7	TR	124124	510005	246067	521200	28679	15
4/2014	MI 7	WI 7	TR	124124	510005	246067	521218	28865	19
4/2014	MI 7	WI 7	TR	124124	510005	246067	521240	28759	19
4/2014	MI 7	WI 7	TR	124124	510005	246067	521246	28844	67
4/2014	MI 7	WI 7	TR	124124	510005	246067	521252	28779	345
4/2014	MI 7	WI 7	TR	124124	510005	246067	521260	36867	81
4/2014	MI 7	WI 7	TR	124124	510005	246067	521266	28702	15
4/2014	MI 7	WI 7	TR	124124	510005	246067	521288	28670	4
4/2014	MI 7	WI 7	TR	124124	510005	246067	521298	28736	34
4/2014	MI 7	WI 7	TR	124124	510005	246067	521314	28661	87
4/2014	MI 7	WI 7	TR	124124	510005	246067	521316	28831	15
4/2014	MI 7	WI 7	TR	124124	510005	246067	521322	28868	9
4/2014	MI 7	WI 7	TR	124124	510005	246067	521324	28794	18
4/2014	MI 7	WI 7	TR	124124	510005	246067	521336	28738	135
4/2014	MI 7	WI 7	TR	124124	510005	246067	521358	28776	16
4/2014	MI 7	WI 7	TR	124124	510005	246067	521374	28662	31
4/2014	MI 7	WI 7	TR	124124	510005	246067	521784	28720	377
4/2014	MI 7	WI 7	TR	124124	510005	246067	521812	40304	4
4/2014	MI 7	WI 7	TR	124124	510005	246067	521814	36934	123
4/2014	MI 7	WI 7	TR	124124	510005	246067	523041	395460	138

ANR Pipeline Company Transportation Services Fuel By Route Analysis

VASCR351

Reporting Year: *January - December 2014*
 Production Period: **04/2014**

<u>Production Period</u>	<u>Receipt Segment</u>	<u>Delivery Segment</u>	<u>Service Class</u>	<u>Svc Req Contract</u>	<u>Receipt Location</u>	<u>Receipt Loc Prop</u>	<u>Delivery Location</u>	<u>Delivery Loc Prop</u>	<u>Fuel Quantity</u>
4/2014	MI 7	WI 7	TR	124124	511136	277072	521168	28834	10
4/2014	MI 7	WI 7	TR	124124	511136	277072	521172	28846	37
4/2014	MI 7	WI 7	TR	124124	511136	277072	521174	28778	23
4/2014	MI 7	WI 7	TR	124124	511136	277072	521176	28859	5
4/2014	MI 7	WI 7	TR	124124	511136	277072	521180	28875	5
4/2014	MI 7	WI 7	TR	124124	511136	277072	521190	28825	5
4/2014	MI 7	WI 7	TR	124124	511136	277072	521198	28782	5
4/2014	MI 7	WI 7	TR	124124	511136	277072	521200	28679	6
4/2014	MI 7	WI 7	TR	124124	511136	277072	521218	28865	6
4/2014	MI 7	WI 7	TR	124124	511136	277072	521240	28759	2
4/2014	MI 7	WI 7	TR	124124	511136	277072	521246	28844	23
4/2014	MI 7	WI 7	TR	124124	511136	277072	521252	28779	134
4/2014	MI 7	WI 7	TR	124124	511136	277072	521260	36867	23
4/2014	MI 7	WI 7	TR	124124	511136	277072	521266	28702	6
4/2014	MI 7	WI 7	TR	124124	511136	277072	521298	28736	11
4/2014	MI 7	WI 7	TR	124124	511136	277072	521314	28661	28
4/2014	MI 7	WI 7	TR	124124	511136	277072	521316	28831	6
4/2014	MI 7	WI 7	TR	124124	511136	277072	521322	28868	3
4/2014	MI 7	WI 7	TR	124124	511136	277072	521324	28794	10
4/2014	MI 7	WI 7	TR	124124	511136	277072	521336	28738	39
4/2014	MI 7	WI 7	TR	124124	511136	277072	521358	28776	5
4/2014	MI 7	WI 7	TR	124124	511136	277072	521374	28662	10
4/2014	MI 7	WI 7	TR	124124	511136	277072	521784	28720	38
4/2014	MI 7	WI 7	TR	124124	511136	277072	521812	40304	7
4/2014	MI 7	WI 7	TR	124124	511136	277072	521814	36934	52
4/2014	MI 7	WI 7	TR	124124	511136	277072	523041	395460	77
4/2014	MI 7	WI 7	TR	124125	505108	243097	521314	28661	58
4/2014	MI 7	WI 7	TR	124125	505108	243097	523034	384136	11
4/2014	MI 7	WI 7	TR	124125	510005	246067	521034	183670	83
4/2014	MI 7	WI 7	TR	124125	510005	246067	521314	28661	6
4/2014	MI 7	WI 7	TR	124125	511136	277072	521034	183670	136
4/2014	MI 7	WI 7	TR	124125	511136	277072	521180	28875	16
4/2014	MI 7	WI 7	TR	124125	511136	277072	521198	28782	11

ANR Pipeline Company Transportation Services Fuel By Route Analysis

VASCR351

Reporting Year: *January - December 2014*
 Production Period: **04/2014**

<u>Production Period</u>	<u>Receipt Segment</u>	<u>Delivery Segment</u>	<u>Service Class</u>	<u>Svc Req Contract</u>	<u>Receipt Location</u>	<u>Receipt Loc Prop</u>	<u>Delivery Location</u>	<u>Delivery Loc Prop</u>	<u>Fuel Quantity</u>
4/2014	MI 7	WI 7	TR	124125	511136	277072	521210	28828	24
4/2014	MI 7	WI 7	TR	124125	511136	277072	521240	28759	27
4/2014	MI 7	WI 7	TR	124125	511136	277072	521314	28661	537
4/2014	MI 7	WI 7	TR	124125	511136	277072	523034	384136	4
4/2014	MI 7	WI 7	TR	124143	510005	246067	521172	28846	266
4/2014	MI 7	WI 7	TR	124143	510005	246067	521252	28779	14
4/2014	MI 7	WI 7	TR	124143	510005	246067	521288	28670	10
4/2014	MI 7	WI 7	TR	124143	510005	246067	521784	28720	168
4/2014	MI 7	WI 7	TR	124143	511136	277072	521172	28846	9
4/2014	MI 7	WI 7	TR	124143	511136	277072	521252	28779	7
4/2014	MI 7	WI 7	TR	124143	511136	277072	521288	28670	6
4/2014	MI 7	WI 7	TR	124143	511136	277072	521784	28720	96
4/2014	MI 7	WI 7	TR	124146	505108	243097	521172	28846	92
4/2014	MI 7	WI 7	TR	124146	505108	243097	523034	384136	27
4/2014	MI 7	WI 7	TR	124179	505108	243097	523034	384136	52
4/2014	MI 7	WI 7	TR	124179	510005	246067	521034	183670	11
4/2014	MI 7	WI 7	TR	124179	510005	246067	523034	384136	8
4/2014	MI 7	WI 7	TR	124179	511136	277072	523034	384136	7
4/2014	MI 7	WI 7	TR	124196	505038	153808	521266	28702	138
4/2014	MI 7	WI 7	TR	124196	505038	153808	521654	284917	334
4/2014	MI 7	WI 7	TR	124196	505038	153808	523032	384134	90
4/2014	MI 7	WI 7	TR	124196	505038	153808	523035	387791	54
4/2014	MI 7	WI 7	TR	124196	505038	153808	523042	439345	28
4/2014	MI 7	WI 7	TR	124196	505108	243097	521172	28846	137
4/2014	MI 7	WI 7	TR	124196	505108	243097	521250	28841	71
4/2014	MI 7	WI 7	TR	124196	505108	243097	523034	384136	27
4/2014	MI 7	WI 7	TR	124196	505108	243097	523035	387791	59
4/2014	MI 7	WI 7	TR	124196	510005	246067	521250	28841	57
4/2014	MI 7	WI 7	TR	124196	510005	246067	523035	387791	169
4/2014	MI 7	WI 7	TR	124196	511136	277072	521172	28846	199
4/2014	MI 7	WI 7	TR	124196	511136	277072	521250	28841	122
4/2014	MI 7	WI 7	TR	124196	511136	277072	523034	384136	65
4/2014	MI 7	WI 7	TR	124196	511136	277072	523035	387791	385

**ANR Pipeline Company
 Transportation Services
 Fuel By Route Analysis**

VASCR351

Reporting Year: *January - December 2014*
 Production Period: **04/2014**

<u>Production Period</u>	<u>Receipt Segment</u>	<u>Delivery Segment</u>	<u>Service Class</u>	<u>Svc Req Contract</u>	<u>Receipt Location</u>	<u>Receipt Loc Prop</u>	<u>Delivery Location</u>	<u>Delivery Loc Prop</u>	<u>Fuel Quantity</u>
4/2014	MI 7	WI 7	TR	124197	505038	153808	521654	284917	14
4/2014	MI 7	WI 7	TR	124197	505038	153808	523032	384134	78
4/2014	MI 7	WI 7	TR	124197	505038	153808	523035	387791	71
4/2014	MI 7	WI 7	TR	124197	510005	246067	523035	387791	67
4/2014	MI 7	WI 7	TR	124197	511136	277072	521172	28846	78
4/2014	MI 7	WI 7	TR	124197	511136	277072	521250	28841	156
4/2014	MI 7	WI 7	TR	124197	511136	277072	523035	387791	181
4/2014	MI 7	WI 7	TR	124242	511136	277072	521172	28846	92
4/2014	MI 7	WI 7	TR	124242	511136	277072	521252	28779	2
4/2014	MI 7	WI 7	TR	124242	511136	277072	521288	28670	1
4/2014	MI 7	WI 7	TR	124242	511136	277072	521784	28720	73
4/2014	MI 7	WI 7	TR	124248	505108	243097	523042	439345	17
4/2014	MI 7	WI 7	TR	124248	510005	246067	521650	269472	56
4/2014	MI 7	WI 7	TR	124248	511136	277072	521172	28846	112
4/2014	MI 7	WI 7	TR	124248	511136	277072	521250	28841	56
4/2014	MI 7	WI 7	TR	124248	511136	277072	521266	28702	28
4/2014	MI 7	WI 7	TR	124248	511136	277072	523032	384134	28
4/2014	MI 7	WI 7	TR	124305	510005	246067	521172	28846	17
4/2014	MI 7	WI 7	TR	124305	511136	277072	521012	40226	161
4/2014	MI 7	WI 7	TR	124305	511136	277072	521172	28846	151
4/2014	MI 7	WI 7	TR	124305	511136	277072	521180	28875	2
4/2014	MI 7	WI 7	TR	124305	511136	277072	521182	28854	114
4/2014	MI 7	WI 7	TR	124305	511136	277072	521200	28679	21
4/2014	MI 7	WI 7	TR	124305	511136	277072	521212	28882	58
4/2014	MI 7	WI 7	TR	124305	511136	277072	521214	40197	103
4/2014	MI 7	WI 7	TR	124305	511136	277072	521218	28865	94
4/2014	MI 7	WI 7	TR	124305	511136	277072	521220	28766	181
4/2014	MI 7	WI 7	TR	124305	511136	277072	521246	28844	409
4/2014	MI 7	WI 7	TR	124305	511136	277072	521250	28841	279
4/2014	MI 7	WI 7	TR	124305	511136	277072	521266	28702	21
4/2014	MI 7	WI 7	TR	124305	511136	277072	521298	28736	158
4/2014	MI 7	WI 7	TR	124305	511136	277072	521302	28747	101
4/2014	MI 7	WI 7	TR	124305	511136	277072	521314	28661	60

ANR Pipeline Company Transportation Services Fuel By Route Analysis

VASCR351

Reporting Year: *January - December 2014*
 Production Period: **04/2014**

<u>Production Period</u>	<u>Receipt Segment</u>	<u>Delivery Segment</u>	<u>Service Class</u>	<u>Svc Req Contract</u>	<u>Receipt Location</u>	<u>Receipt Loc Prop</u>	<u>Delivery Location</u>	<u>Delivery Loc Prop</u>	<u>Fuel Quantity</u>
4/2014	MI 7	WI 7	TR	124305	511136	277072	521318	28829	60
4/2014	MI 7	WI 7	TR	124305	511136	277072	521322	28868	294
4/2014	MI 7	WI 7	TR	124305	511136	277072	521324	28794	60
4/2014	MI 7	WI 7	TR	124305	511136	277072	521328	28763	186
4/2014	MI 7	WI 7	TR	124305	511136	277072	521330	28761	146
4/2014	MI 7	WI 7	TR	124305	511136	277072	521336	28738	40
4/2014	MI 7	WI 7	TR	124305	511136	277072	521340	28732	30
4/2014	MI 7	WI 7	TR	124305	511136	277072	521350	28660	150
4/2014	MI 7	WI 7	TR	124305	511136	277072	521356	28774	125
4/2014	MI 7	WI 7	TR	124305	511136	277072	521370	28788	55
4/2014	MI 7	WI 7	TR	124305	511136	277072	521392	28730	105
4/2014	MI 7	WI 7	TR	124305	511136	277072	521676	100052	281
4/2014	MI 7	WI 7	TR	124305	511136	277072	521786	28798	72
4/2014	MI 7	WI 7	TR	124305	511136	277072	521814	36934	140
4/2014	MI 7	WI 7	TR	124306	511136	277072	521172	28846	1
4/2014	MI 7	WI 7	TR	124306	511136	277072	521250	28841	292
4/2014	MI 7	WI 7	TR	124306	511136	277072	521322	28868	141
4/2014	MI 7	WI 7	TR	124373	510005	246067	521012	40226	3
4/2014	MI 7	WI 7	TR	124463	505038	153808	521164	28842	20
4/2014	MI 7	WI 7	TR	124463	505038	153808	521316	28831	40
4/2014	MI 7	WI 7	TR	124463	511136	277072	521164	28842	87
4/2014	MI 7	WI 7	TR	124463	511136	277072	521174	28778	10
4/2014	MI 7	WI 7	TR	124463	511136	277072	521180	28875	13
4/2014	MI 7	WI 7	TR	124463	511136	277072	521190	28825	13
4/2014	MI 7	WI 7	TR	124463	511136	277072	521316	28831	42
4/2014	MI 7	WI 7	TR	124467	505108	243097	521314	28661	92
4/2014	MI 7	WI 7	TR	124467	505108	243097	523034	384136	138
4/2014	MI 7	WI 7	TR	124467	511136	277072	521176	28859	14
4/2014	MI 7	WI 7	TR	124467	511136	277072	521204	28672	1
4/2014	MI 7	WI 7	TR	124467	511136	277072	521314	28661	134
4/2014	MI 7	WI 7	TR	124468	505108	243097	521322	28868	421
4/2014	MI 7	WI 7	TR	124469	505108	243097	521650	269472	59
4/2014	MI 7	WI 7	TR	124469	505108	243097	523032	384134	157

ANR Pipeline Company Transportation Services Fuel By Route Analysis

VASCR351

Reporting Year: *January - December 2014*
 Production Period: 04/2014

<u>Production Period</u>	<u>Receipt Segment</u>	<u>Delivery Segment</u>	<u>Service Class</u>	<u>Svc Req Contract</u>	<u>Receipt Location</u>	<u>Receipt Loc Prop</u>	<u>Delivery Location</u>	<u>Delivery Loc Prop</u>	<u>Fuel Quantity</u>
4/2014	MI 7	WI 7	TR	124469	505108	243097	523042	439345	1
4/2014	MI 7	WI 7	TR	124532	510005	246067	521172	28846	229
4/2014	MI 7	WI 7	TR	124532	511136	277072	521172	28846	1
4/2014	MI 7	WI 7	TR	124532	511136	277072	521250	28841	64
4/2014	MI 7	WI 7	TR	124555	505108	243097	521266	28702	45
4/2014	MI 7	WI 7	TR	124571	505038	153808	523034	384136	44
4/2014	MI 7	WI 7	TR	124571	510005	246067	523035	387791	22
4/2014	MI 7	WI 7	TR	124571	511136	277072	523035	387791	234
4/2014	MI 7	WI 7	TR	124571	511136	277072	523042	439345	16
4/2014	MI 7	WI 7	TR	124572	505038	153808	523034	384136	56
4/2014	MI 7	WI 7	TR	124572	510005	246067	523035	387791	7
4/2014	MI 7	WI 7	TR	124572	511136	277072	523032	384134	37
4/2014	MI 7	WI 7	TR	124572	511136	277072	523035	387791	132
4/2014	MI 7	WI 7	TR	124573	510005	246067	523035	387791	13
4/2014	MI 7	WI 7	TR	124573	511136	277072	523032	384134	21
4/2014	MI 7	WI 7	TR	124573	511136	277072	523035	387791	113
4/2014	MI 7	WI 7	TR	124579	505038	153808	521654	284917	22
4/2014	MI 7	WI 7	TR	124579	505038	153808	523032	384134	31
4/2014	MI 7	WI 7	TR	124579	505038	153808	523034	384136	4
4/2014	MI 7	WI 7	TR	124579	505108	243097	523042	439345	14
4/2014	MI 7	WI 7	TR	124579	511136	277072	521250	28841	36
4/2014	MI 7	WI 7	TR	124579	511136	277072	521266	28702	23
4/2014	MI 7	WI 7	TR	124579	511136	277072	521654	284917	43
4/2014	MI 7	WI 7	TR	124579	511136	277072	523032	384134	27
4/2014	MI 7	WI 7	TR	124584	511136	277072	521164	28842	5
4/2014	MI 7	WI 7	TR	124584	511136	277072	521314	28661	433
4/2014	MI 7	WI 7	TR	124586	505108	243097	521178	28883	89
4/2014	MI 7	WI 7	TR	124586	511136	277072	521178	28883	1,361
4/2014	MI 7	WI 7	TS	123061	505038	153808	521396	150407	6
4/2014	MI 7	WI 7	TS	123220	505038	153808	521392	28730	23
	Segment								116,261
4/2014	ML 0	ML 0	TR	109511	501120	206051	505058	216158	216
4/2014	ML 0	ML 0	TR	122247	501120	206051	505058	216158	43

VASCR351

**ANR Pipeline Company
Transportation Services
Fuel By Route Analysis**

Reporting Year: *January - December 2014*
Production Period: *04/2014*

<u>Production Period</u>	<u>Receipt Segment</u>	<u>Delivery Segment</u>	<u>Service Class</u>	<u>Svc Reg Contract</u>	<u>Receipt Location</u>	<u>Receipt Loc Prop</u>	<u>Delivery Location</u>	<u>Delivery Loc Prop</u>	<u>Fuel Quantity</u>
4/2014	MW 5	MI 7	TR	123297	510016	5751	521622	110850	2,819
4/2014	MW 5	MI 7	TR	124585	510016	5751	521118	11578	379
Segment									
4/2014	MW 5	MW 6	TR	114767	513067	696539	521608	171759	3,198
Segment									
4/2014	MW 5	W1 7	TR	123297	510016	5751	521172	28846	63
4/2014	MW 5	W1 7	TR	123297	510016	5751	521250	28841	689
4/2014	MW 5	W1 7	TR	123297	510016	5751	523032	384134	111
4/2014	MW 5	W1 7	TR	123297	510016	5751	523034	384136	251
4/2014	MW 5	W1 7	TR	123297	510016	5751	523035	387791	244
4/2014	MW 5	W1 7	TR	124585	510016	5751	521250	28841	202
4/2014	MW 5	W1 7	TR	124585	510016	5751	523035	387791	19
Segment									
4/2014	MW 6	MI 7	TR	750	505014	139246	505038	153808	1,530
4/2014	MW 6	MI 7	TR	108985	505005	139233	505038	153808	100
4/2014	MW 6	MI 7	TR	123405	505013	139241	505038	153808	5
4/2014	MW 6	MI 7	TR	124214	521482	4741	505038	153808	1,127
4/2014	MW 6	MI 7	TR	124214	521482	4741	505108	243097	146
4/2014	MW 6	MI 7	TR	124214	521482	4741	521116	42078	44
4/2014	MW 6	MI 7	TR	124480	521420	4602	505038	153808	17
Segment									
4/2014	SE 1	ME 2	TR	114655	5111164	186900	521044	261572	1,605
Segment									
4/2014	SE 1	ME 3	TR	106116	5111164	186900	505007	139235	131
4/2014	SE 1	ME 3	TR	111963	5111164	186900	521626	40184	27
Segment									
4/2014	SE 1	MI 7	TR	106118	5111164	186900	505028	139366	501
4/2014	SE 1	MI 7	TR	111313	5111164	186900	521932	138744	528
4/2014	SE 1	MI 7	TR	120721	513078	766184	521116	42078	923
Segment									
4/2014	SE 1	MI 7	TR	120721	513078	766184	521116	42078	401
Segment									
4/2014	SE 1	MI 7	TR	120721	513078	766184	521116	42078	1

**ANR Pipeline Company
 Transportation Services
 Fuel By Route Analysis**
VASCR351

 Reporting Year: *January - December 2014*
 Production Period: **04/2014**

<u>Production Period</u>	<u>Receipt Segment</u>	<u>Delivery Segment</u>	<u>Service Class</u>	<u>Svc Req Contract</u>	<u>Receipt Location</u>	<u>Receipt Loc Prop</u>	<u>Delivery Location</u>	<u>Delivery Loc Prop</u>	<u>Fuel Quantity</u>
4/2014	SE 1	MI 7	TR	121893	511164	186900	521932	138744	303
	Segment								1,628
4/2014	SE 1	SE 1	TR	106779	505544	1250765	505276	325427	150
4/2014	SE 1	SE 1	TR	108649	505544	1250765	505276	325427	240
4/2014	SE 1	SE 1	TR	112268	510003	135819	505276	325427	1
4/2014	SE 1	SE 1	TR	115495	505544	1250765	505276	325427	90
4/2014	SE 1	SE 1	TR	115495	510003	135819	505276	325427	60
4/2014	SE 1	SE 1	TR	115504	505544	1250765	505276	325427	240
4/2014	SE 1	SE 1	TR	115821	505544	1250765	505358	345116	60
4/2014	SE 1	SE 1	TR	118519	505544	1250765	505276	325427	60
4/2014	SE 1	SE 1	TR	118602	505544	1250765	505276	325427	120
4/2014	SE 1	SE 1	TR	119427	505544	1250765	505276	325427	30
4/2014	SE 1	SE 1	TR	119834	510003	135819	505276	325427	60
4/2014	SE 1	SE 1	TR	120969	510003	135819	505276	325427	90
4/2014	SE 1	SE 1	TR	121272	510003	135819	505276	325427	210
4/2014	SE 1	SE 1	TR	123663	505544	1250765	505276	325427	300
4/2014	SE 1	SE 1	TR	124036	510003	135819	505276	325427	17
4/2014	SE 1	SE 1	TR	124040	510003	135819	505276	325427	30
4/2014	SE 1	SE 1	TR	124180	505544	1250765	523064	766185	1,125
4/2014	SE 1	SE 1	TR	124180	510003	135819	523064	766185	305
4/2014	SE 1	SE 1	TR	124590	510003	135819	505276	325427	90
	Segment								3,278
4/2014	SE 2	ME 2	TR	106309	505002	103565	521594	20666	923
4/2014	SE 2	ME 2	TR	120643	505002	103565	523069	1055519	52
4/2014	SE 2	ME 2	TR	122803	505264	68285	523073	1292823	43
4/2014	SE 2	ME 2	TR	122805	505002	103565	523073	1292823	399
4/2014	SE 2	ME 2	TS	123102	505002	103565	505060	221444	823
	Segment								2,240
4/2014	SE 2	ME 3	TR	111963	505002	103565	521626	40184	1,555
4/2014	SE 2	ME 3	TR	113546	505002	103565	505563	1389347	3,254
4/2014	SE 2	ME 3	TR	118761	505002	103565	520024	21906	15,223
4/2014	SE 2	ME 3	TR	118863	505002	103565	521986	277052	10

ANR Pipeline Company Transportation Services Fuel By Route Analysis

VASCR351

Reporting Year: *January - December 2014*
 Production Period: **04/2014**

<u>Production Period</u>	<u>Receipt Segment</u>	<u>Delivery Segment</u>	<u>Service Class</u>	<u>Svc Req Contract</u>	<u>Receipt Location</u>	<u>Receipt Loc Prop</u>	<u>Delivery Location</u>	<u>Delivery Loc Prop</u>	<u>Fuel Quantity</u>
4/2014	SE 2	ME 3	TR	119817	505002	103565	520005	15672	78
4/2014	SE 2	ME 3	TR	120104	505002	103565	520005	15672	77
4/2014	SE 2	ME 3	TR	120144	505002	103565	505238	174721	2,110
4/2014	SE 2	ME 3	TR	120144	505002	103565	521626	40184	2,440
4/2014	SE 2	ME 3	TR	121075	505002	103565	521620	16118	965
4/2014	SE 2	ME 3	TR	122018	505002	103565	520026	38843	66
4/2014	SE 2	ME 3	TR	124118	505002	103565	521626	40184	24
4/2014	SE 2	ME 3	TR	124121	505002	103565	521010	40186	13
4/2014	SE 2	ME 3	TR	124121	505002	103565	521572	40455	126
4/2014	SE 2	ME 3	TR	124121	505002	103565	521626	40184	458
4/2014	SE 2	ME 3	TR	124125	505002	103565	505564	1389346	2,010
4/2014	SE 2	ME 3	TR	124127	505002	103565	521620	16118	3,690
4/2014	SE 2	ME 3	TR	124143	505002	103565	521010	40186	112
4/2014	SE 2	ME 3	TR	124165	505002	103565	505392	356048	339
4/2014	SE 2	ME 3	TR	124168	505002	103565	521552	16265	16
4/2014	SE 2	ME 3	TR	124192	505002	103565	505392	356048	176
4/2014	SE 2	ME 3	TR	124202	505002	103565	520026	38843	32
4/2014	SE 2	ME 3	TR	124224	505002	103565	520026	38843	450
4/2014	SE 2	ME 3	TR	124227	505002	103565	505392	356048	92
4/2014	SE 2	ME 3	TR	124271	505002	103565	521626	40184	330
4/2014	SE 2	ME 3	TR	124311	505002	103565	521626	40184	112
4/2014	SE 2	ME 3	TR	124335	505002	103565	521540	4223	15
4/2014	SE 2	ME 3	TR	124337	505002	103565	521626	40184	27
4/2014	SE 2	ME 3	TR	124339	505002	103565	521626	40184	239
4/2014	SE 2	ME 3	TR	124340	505002	103565	521626	40184	80
4/2014	SE 2	ME 3	TR	124401	505002	103565	505392	356048	16
4/2014	SE 2	ME 3	TR	124484	505002	103565	521626	40184	255
4/2014	SE 2	ME 3	TR	124485	505002	103565	521540	4223	20
4/2014	SE 2	ME 3	TR	124569	505002	103565	520026	38843	24
4/2014	SE 2	ME 3	TR	124569	505002	103565	521010	40186	207
4/2014	SE 2	ME 3	TR	124569	505002	103565	521620	16118	5
4/2014	SE 2	ME 3	TR	124571	505002	103565	521620	16118	211
Segment									34,857

**ANR Pipeline Company
 Transportation Services
 Fuel By Route Analysis**
VASCR351

 Reporting Year: *January - December 2014*
 Production Period: **04/2014**

<u>Production Period</u>	<u>Receipt Segment</u>	<u>Delivery Segment</u>	<u>Service Class</u>	<u>Svc Req Contract</u>	<u>Receipt Location</u>	<u>Receipt Loc Prop</u>	<u>Delivery Location</u>	<u>Delivery Loc Prop</u>	<u>Fuel Quantity</u>
4/2014	SE 2	MI 7	TR	106310	505002	103565	505038	153808	287
4/2014	SE 2	MI 7	TR	111313	505002	103565	505038	153808	236
4/2014	SE 2	MI 7	TR	111313	505002	103565	521932	138744	544
4/2014	SE 2	MI 7	TR	111963	505002	103565	521116	42078	376
4/2014	SE 2	MI 7	TR	112484	505002	103565	521116	42078	243
4/2014	SE 2	MI 7	TR	113650	505002	103565	521116	42078	354
4/2014	SE 2	MI 7	TR	113650	505002	103565	521932	138744	680
4/2014	SE 2	MI 7	TR	114723	505002	103565	505108	243097	243
4/2014	SE 2	MI 7	TR	114723	505002	103565	521116	42078	486
4/2014	SE 2	MI 7	TR	115270	505002	103565	521080	138675	3,307
4/2014	SE 2	MI 7	TR	115942	505002	103565	521102	11674	2,490
4/2014	SE 2	MI 7	TR	115942	505002	103565	521106	11747	2,490
4/2014	SE 2	MI 7	TR	115942	505002	103565	521110	11803	2,310
4/2014	SE 2	MI 7	TR	116556	505002	103565	521116	42078	486
4/2014	SE 2	MI 7	TR	116556	505002	103565	521690	40892	486
4/2014	SE 2	MI 7	TR	116995	505002	103565	521116	42078	483
4/2014	SE 2	MI 7	TR	117783	505002	103565	521634	11566	56
4/2014	SE 2	MI 7	TR	117783	505002	103565	521690	40892	182
4/2014	SE 2	MI 7	TR	119817	505002	103565	521622	110850	146
4/2014	SE 2	MI 7	TR	119817	505002	103565	521634	11566	154
4/2014	SE 2	MI 7	TR	119986	505002	103565	505038	153808	278
4/2014	SE 2	MI 7	TR	119986	505002	103565	521008	11616	1,708
4/2014	SE 2	MI 7	TR	119986	505002	103565	521116	42078	6,062
4/2014	SE 2	MI 7	TR	119986	505002	103565	521690	40892	320
4/2014	SE 2	MI 7	TR	120114	505002	103565	521116	42078	485
4/2014	SE 2	MI 7	TR	120139	505002	103565	521690	40892	6
4/2014	SE 2	MI 7	TR	120144	505002	103565	505038	153808	223
4/2014	SE 2	MI 7	TR	120144	505002	103565	521008	11616	34
4/2014	SE 2	MI 7	TR	120144	505002	103565	521080	138675	37
4/2014	SE 2	MI 7	TR	120144	505002	103565	521116	42078	409
4/2014	SE 2	MI 7	TR	120144	505002	103565	521118	11578	38
4/2014	SE 2	MI 7	TR	120144	505002	103565	521122	11751	12
4/2014	SE 2	MI 7	TR	120144	505002	103565	521124	11562	19

ANR Pipeline Company Transportation Services Fuel By Route Analysis

VASCR351

Reporting Year: *January - December 2014*
 Production Period: **04/2014**

<u>Production Period</u>	<u>Receipt Segment</u>	<u>Delivery Segment</u>	<u>Service Class</u>	<u>Svc Req Contract</u>	<u>Receipt Location</u>	<u>Receipt Loc Prop</u>	<u>Delivery Location</u>	<u>Delivery Loc Prop</u>	<u>Fuel Quantity</u>
4/2014	SE 2	MI 7	TR	120144	505002	103565	521138	11680	1,452
4/2014	SE 2	MI 7	TR	120144	505002	103565	521634	11566	24
4/2014	SE 2	MI 7	TR	120144	505002	103565	521670	40468	2,514
4/2014	SE 2	MI 7	TR	120144	505002	103565	521690	40892	999
4/2014	SE 2	MI 7	TR	120144	505002	103565	521962	139401	264
4/2014	SE 2	MI 7	TR	120721	505002	103565	521116	42078	242
4/2014	SE 2	MI 7	TR	120917	505002	103565	521690	40892	242
4/2014	SE 2	MI 7	TR	120948	505002	103565	521008	11616	243
4/2014	SE 2	MI 7	TR	120977	505002	103565	521116	42078	142
4/2014	SE 2	MI 7	TR	121075	505002	103565	521690	40892	243
4/2014	SE 2	MI 7	TR	121893	505002	103565	505038	153808	12,435
4/2014	SE 2	MI 7	TR	121893	505002	103565	521932	138744	1,768
4/2014	SE 2	MI 7	TR	121893	505002	103565	521948	4492	340
4/2014	SE 2	MI 7	TR	123566	505002	103565	521588	40481	2,909
4/2014	SE 2	MI 7	TR	124076	505002	103565	505038	153808	1,082
4/2014	SE 2	MI 7	TR	124076	505002	103565	521008	11616	1,519
4/2014	SE 2	MI 7	TR	124076	505002	103565	521030	282436	847
4/2014	SE 2	MI 7	TR	124076	505002	103565	521116	42078	31,292
4/2014	SE 2	MI 7	TR	124076	505002	103565	523008	312117	358
4/2014	SE 2	MI 7	TR	124118	505002	103565	505038	153808	937
4/2014	SE 2	MI 7	TR	124118	505002	103565	505108	243097	15
4/2014	SE 2	MI 7	TR	124118	505002	103565	521008	11616	392
4/2014	SE 2	MI 7	TR	124118	505002	103565	521116	42078	23
4/2014	SE 2	MI 7	TR	124118	505002	103565	521690	40892	6,457
4/2014	SE 2	MI 7	TR	124118	505002	103565	523025	338685	243
4/2014	SE 2	MI 7	TR	124121	505002	103565	505038	153808	89
4/2014	SE 2	MI 7	TR	124121	505002	103565	521008	11616	211
4/2014	SE 2	MI 7	TR	124121	505002	103565	521030	282436	37
4/2014	SE 2	MI 7	TR	124121	505002	103565	521116	42078	10,859
4/2014	SE 2	MI 7	TR	124121	505002	103565	521604	150409	41
4/2014	SE 2	MI 7	TR	124121	505002	103565	521622	110850	2,430
4/2014	SE 2	MI 7	TR	124121	505002	103565	521962	139401	210
4/2014	SE 2	MI 7	TR	124122	505002	103565	505038	153808	729

ANR Pipeline Company Transportation Services Fuel By Route Analysis

VASCR351

Reporting Year: *January - December 2014*
 Production Period: **04/2014**

<u>Production Period</u>	<u>Receipt Segment</u>	<u>Delivery Segment</u>	<u>Service Class</u>	<u>Svc Req Contract</u>	<u>Receipt Location</u>	<u>Receipt Loc Prop</u>	<u>Delivery Location</u>	<u>Delivery Loc Prop</u>	<u>Fuel Quantity</u>
4/2014	SE 2	MI 7	TR	124122	505002	103565	521116	42078	374
4/2014	SE 2	MI 7	TR	124122	505002	103565	521118	11578	6,171
4/2014	SE 2	MI 7	TR	124122	505002	103565	521690	40892	15
4/2014	SE 2	MI 7	TR	124123	505002	103565	521116	42078	2,790
4/2014	SE 2	MI 7	TR	124124	505002	103565	505038	153808	119
4/2014	SE 2	MI 7	TR	124124	505002	103565	521074	40470	34
4/2014	SE 2	MI 7	TR	124124	505002	103565	521116	42078	173
4/2014	SE 2	MI 7	TR	124124	505002	103565	521118	11578	240
4/2014	SE 2	MI 7	TR	124124	505002	103565	521120	11795	22
4/2014	SE 2	MI 7	TR	124124	505002	103565	521122	11751	331
4/2014	SE 2	MI 7	TR	124124	505002	103565	521124	11562	178
4/2014	SE 2	MI 7	TR	124124	505002	103565	521138	11680	268
4/2014	SE 2	MI 7	TR	124124	505002	103565	521140	11749	33
4/2014	SE 2	MI 7	TR	124124	505002	103565	521142	40477	152
4/2014	SE 2	MI 7	TR	124124	505002	103565	521144	11580	216
4/2014	SE 2	MI 7	TR	124124	505002	103565	521146	11785	80
4/2014	SE 2	MI 7	TR	124124	505002	103565	521152	11589	286
4/2014	SE 2	MI 7	TR	124124	505002	103565	521156	11572	59
4/2014	SE 2	MI 7	TR	124124	505002	103565	521160	11590	80
4/2014	SE 2	MI 7	TR	124124	505002	103565	521162	11748	38
4/2014	SE 2	MI 7	TR	124124	505002	103565	521670	40468	485
4/2014	SE 2	MI 7	TR	124124	505002	103565	521690	40892	42
4/2014	SE 2	MI 7	TR	124125	505002	103565	505038	153808	97
4/2014	SE 2	MI 7	TR	124125	505002	103565	521014	153852	205
4/2014	SE 2	MI 7	TR	124125	505002	103565	521116	42078	2,581
4/2014	SE 2	MI 7	TR	124125	505002	103565	521138	11680	41
4/2014	SE 2	MI 7	TR	124125	505002	103565	521634	11566	5,402
4/2014	SE 2	MI 7	TR	124126	505002	103565	521116	42078	2,574
4/2014	SE 2	MI 7	TR	124126	505002	103565	521942	198847	4,694
4/2014	SE 2	MI 7	TR	124127	505002	103565	521008	11616	119
4/2014	SE 2	MI 7	TR	124127	505002	103565	521116	42078	972
4/2014	SE 2	MI 7	TR	124128	505002	103565	521008	11616	244
4/2014	SE 2	MI 7	TR	124128	505002	103565	521116	42078	4,141

ANR Pipeline Company Transportation Services Fuel By Route Analysis

VASCR351

Reporting Year: *January - December 2014*
 Production Period: **04/2014**

<u>Production Period</u>	<u>Receipt Segment</u>	<u>Delivery Segment</u>	<u>Service Class</u>	<u>Svc Req Contract</u>	<u>Receipt Location</u>	<u>Receipt Loc Prop</u>	<u>Delivery Location</u>	<u>Delivery Loc Prop</u>	<u>Fuel Quantity</u>
4/2014	SE 2	MI 7	TR	124128	505002	103565	521634	11566	456
4/2014	SE 2	MI 7	TR	124128	505002	103565	523025	338685	709
4/2014	SE 2	MI 7	TR	124130	505002	103565	521074	40470	393
4/2014	SE 2	MI 7	TR	124130	505002	103565	521116	42078	698
4/2014	SE 2	MI 7	TR	124130	505002	103565	521118	11578	656
4/2014	SE 2	MI 7	TR	124130	505002	103565	521142	40477	401
4/2014	SE 2	MI 7	TR	124130	505002	103565	521144	11580	616
4/2014	SE 2	MI 7	TR	124130	505002	103565	521146	11785	237
4/2014	SE 2	MI 7	TR	124130	505002	103565	521156	11572	432
4/2014	SE 2	MI 7	TR	124130	505002	103565	521162	11748	167
4/2014	SE 2	MI 7	TR	124130	505002	103565	521634	11566	624
4/2014	SE 2	MI 7	TR	124130	505002	103565	521670	40468	655
4/2014	SE 2	MI 7	TR	124130	505002	103565	521962	139401	376
4/2014	SE 2	MI 7	TR	124130	505002	103565	523052	467243	312
4/2014	SE 2	MI 7	TR	124131	505002	103565	521074	40470	673
4/2014	SE 2	MI 7	TR	124131	505002	103565	521116	42078	86
4/2014	SE 2	MI 7	TR	124131	505002	103565	521142	40477	307
4/2014	SE 2	MI 7	TR	124131	505002	103565	521144	11580	42
4/2014	SE 2	MI 7	TR	124131	505002	103565	521146	11785	210
4/2014	SE 2	MI 7	TR	124131	505002	103565	521156	11572	249
4/2014	SE 2	MI 7	TR	124131	505002	103565	521162	11748	22
4/2014	SE 2	MI 7	TR	124131	505002	103565	521634	11566	202
4/2014	SE 2	MI 7	TR	124131	505002	103565	523052	467243	83
4/2014	SE 2	MI 7	TR	124133	505002	103565	521116	42078	28
4/2014	SE 2	MI 7	TR	124139	505002	103565	505038	153808	1,118
4/2014	SE 2	MI 7	TR	124139	505002	103565	521116	42078	1,407
4/2014	SE 2	MI 7	TR	124139	505002	103565	521634	11566	263
4/2014	SE 2	MI 7	TR	124140	505002	103565	505038	153808	348
4/2014	SE 2	MI 7	TR	124140	505002	103565	521116	42078	522
4/2014	SE 2	MI 7	TR	124143	505002	103565	521074	40470	287
4/2014	SE 2	MI 7	TR	124143	505002	103565	521948	4492	24
4/2014	SE 2	MI 7	TR	124143	505002	103565	521962	139401	78
4/2014	SE 2	MI 7	TR	124144	505002	103565	521074	40470	880

ANR Pipeline Company Transportation Services Fuel By Route Analysis

VASCR351

Reporting Year: *January - December 2014*
 Production Period: **04/2014**

<u>Production Period</u>	<u>Receipt Segment</u>	<u>Delivery Segment</u>	<u>Service Class</u>	<u>Svc Req Contract</u>	<u>Receipt Location</u>	<u>Receipt Loc Prop</u>	<u>Delivery Location</u>	<u>Delivery Loc Prop</u>	<u>Fuel Quantity</u>
4/2014	SE 2	MI 7	TR	124144	505002	103565	521116	42078	285
4/2014	SE 2	MI 7	TR	124144	505002	103565	521634	11566	2,999
4/2014	SE 2	MI 7	TR	124145	505002	103565	521074	40470	754
4/2014	SE 2	MI 7	TR	124145	505002	103565	521142	40477	175
4/2014	SE 2	MI 7	TR	124145	505002	103565	521144	11580	411
4/2014	SE 2	MI 7	TR	124145	505002	103565	521146	11785	479
4/2014	SE 2	MI 7	TR	124145	505002	103565	521154	11574	448
4/2014	SE 2	MI 7	TR	124145	505002	103565	521156	11572	249
4/2014	SE 2	MI 7	TR	124145	505002	103565	521158	11581	598
4/2014	SE 2	MI 7	TR	124145	505002	103565	521162	11748	525
4/2014	SE 2	MI 7	TR	124146	505002	103565	505038	153808	2,527
4/2014	SE 2	MI 7	TR	124146	505002	103565	505108	243097	558
4/2014	SE 2	MI 7	TR	124146	505002	103565	511136	277072	61
4/2014	SE 2	MI 7	TR	124146	505002	103565	521008	11616	1,002
4/2014	SE 2	MI 7	TR	124146	505002	103565	521116	42078	2,694
4/2014	SE 2	MI 7	TR	124146	505002	103565	521634	11566	24,088
4/2014	SE 2	MI 7	TR	124146	505002	103565	521690	40892	2,401
4/2014	SE 2	MI 7	TR	124165	505002	103565	505020	139252	948
4/2014	SE 2	MI 7	TR	124168	505002	103565	521932	138744	15
4/2014	SE 2	MI 7	TR	124179	505002	103565	505038	153808	563
4/2014	SE 2	MI 7	TR	124179	505002	103565	521008	11616	163
4/2014	SE 2	MI 7	TR	124179	505002	103565	521014	153852	78
4/2014	SE 2	MI 7	TR	124179	505002	103565	521116	42078	5,022
4/2014	SE 2	MI 7	TR	124179	505002	103565	521634	11566	467
4/2014	SE 2	MI 7	TR	124192	505002	103565	505020	139252	90
4/2014	SE 2	MI 7	TR	124198	505002	103565	521932	138744	23
4/2014	SE 2	MI 7	TR	124227	505002	103565	505020	139252	252
4/2014	SE 2	MI 7	TR	124267	505002	103565	505038	153808	60
4/2014	SE 2	MI 7	TR	124279	505002	103565	505038	153808	476
4/2014	SE 2	MI 7	TR	124280	505002	103565	505038	153808	268
4/2014	SE 2	MI 7	TR	124281	505002	103565	521932	138744	621
4/2014	SE 2	MI 7	TR	124281	505002	103565	521948	4492	288
4/2014	SE 2	MI 7	TR	124286	505002	103565	521948	4492	30

ANR Pipeline Company Transportation Services Fuel By Route Analysis

VASCR351

 Reporting Year: *January - December 2014*
 Production Period: **04/2014**

<u>Production Period</u>	<u>Receipt Segment</u>	<u>Delivery Segment</u>	<u>Service Class</u>	<u>Svc Req Contract</u>	<u>Receipt Location</u>	<u>Receipt Loc Prop</u>	<u>Delivery Location</u>	<u>Delivery Loc Prop</u>	<u>Fuel Quantity</u>
4/2014	SE 2	MI 7	TR	124312	505002	103565	505038	153808	157
4/2014	SE 2	MI 7	TR	124314	505002	103565	521932	138744	162
4/2014	SE 2	MI 7	TR	124314	505002	103565	521948	4492	53
4/2014	SE 2	MI 7	TR	124337	505002	103565	505038	153808	5
4/2014	SE 2	MI 7	TR	124337	505002	103565	521932	138744	1
4/2014	SE 2	MI 7	TR	124337	505002	103565	521948	4492	5
4/2014	SE 2	MI 7	TR	124339	505002	103565	521932	138744	5
4/2014	SE 2	MI 7	TR	124339	505002	103565	521948	4492	11
4/2014	SE 2	MI 7	TR	124340	505002	103565	505038	153808	289
4/2014	SE 2	MI 7	TR	124340	505002	103565	521932	138744	13
4/2014	SE 2	MI 7	TR	124341	505002	103565	521634	11566	180
4/2014	SE 2	MI 7	TR	124342	505002	103565	521634	11566	390
4/2014	SE 2	MI 7	TR	124442	505002	103565	521932	138744	59
4/2014	SE 2	MI 7	TR	124448	505002	103565	505038	153808	3
4/2014	SE 2	MI 7	TR	124448	505002	103565	521932	138744	27
4/2014	SE 2	MI 7	TR	124476	505002	103565	505038	153808	45
4/2014	SE 2	MI 7	TR	124476	505002	103565	521116	42078	85
4/2014	SE 2	MI 7	TR	124476	505002	103565	521138	11680	20
4/2014	SE 2	MI 7	TR	124478	505002	103565	505038	153808	690
4/2014	SE 2	MI 7	TR	124482	505002	103565	505038	153808	166
4/2014	SE 2	MI 7	TR	124482	505002	103565	521008	11616	10
4/2014	SE 2	MI 7	TR	124482	505002	103565	521116	42078	70
4/2014	SE 2	MI 7	TR	124482	505002	103565	521138	11680	30
4/2014	SE 2	MI 7	TR	124482	505002	103565	521634	11566	10
4/2014	SE 2	MI 7	TR	124482	505002	103565	523014	318733	7
4/2014	SE 2	MI 7	TR	124483	505002	103565	505038	153808	477
4/2014	SE 2	MI 7	TR	124483	505002	103565	521116	42078	25
4/2014	SE 2	MI 7	TR	124483	505002	103565	521932	138744	225
4/2014	SE 2	MI 7	TR	124484	505002	103565	521932	138744	140
4/2014	SE 2	MI 7	TR	124489	505002	103565	521116	42078	44
4/2014	SE 2	MI 7	TR	124489	505002	103565	521138	11680	16
4/2014	SE 2	MI 7	TR	124542	505002	103565	521932	138744	4
4/2014	SE 2	MI 7	TR	124543	505002	103565	521932	138744	17

**ANR Pipeline Company
 Transportation Services
 Fuel By Route Analysis**
VASCR351

 Reporting Year: *January - December 2014*
 Production Period: **04/2014**

<u>Production Period</u>	<u>Receipt Segment</u>	<u>Delivery Segment</u>	<u>Service Class</u>	<u>Svc Req Contract</u>	<u>Receipt Location</u>	<u>Receipt Loc Prop</u>	<u>Delivery Location</u>	<u>Delivery Loc Prop</u>	<u>Fuel Quantity</u>
4/2014	SE 2	MI 7	TR	124544	505002	103565	505038	153808	7
4/2014	SE 2	MI 7	TR	124571	505002	103565	521622	110850	996
	Segment								208,137
4/2014	SE 2	SE 1	TR	108649	505002	103565	505276	325427	570
4/2014	SE 2	SE 1	TR	112268	505002	103565	522141	314210	27
4/2014	SE 2	SE 1	TR	113156	505002	103565	521036	186899	88
4/2014	SE 2	SE 1	TR	113399	505002	103565	521036	186899	4
4/2014	SE 2	SE 1	TR	114386	505002	103565	521036	186899	1,620
4/2014	SE 2	SE 1	TR	114632	505002	103565	505276	325427	68
4/2014	SE 2	SE 1	TR	114872	505002	103565	521036	186899	2,400
4/2014	SE 2	SE 1	TR	115455	505002	103565	523064	766185	150
4/2014	SE 2	SE 1	TR	115522	505002	103565	523064	766185	376
4/2014	SE 2	SE 1	TR	115602	505002	103565	523064	766185	181
4/2014	SE 2	SE 1	TR	115656	505002	103565	521036	186899	9
4/2014	SE 2	SE 1	TR	115656	505002	103565	523064	766185	255
4/2014	SE 2	SE 1	TR	115726	505002	103565	523064	766185	50
4/2014	SE 2	SE 1	TR	116490	505002	103565	523064	766185	88
4/2014	SE 2	SE 1	TR	120095	505002	103565	521036	186899	151
4/2014	SE 2	SE 1	TR	120917	505002	103565	521036	186899	100
4/2014	SE 2	SE 1	TR	120969	505002	103565	505276	325427	210
4/2014	SE 2	SE 1	TR	120977	505002	103565	523064	766185	11
4/2014	SE 2	SE 1	TR	121099	505002	103565	505544	1250765	460
4/2014	SE 2	SE 1	TR	121099	505002	103565	521036	186899	43
4/2014	SE 2	SE 1	TR	122080	505002	103565	523064	766185	1,335
4/2014	SE 2	SE 1	TR	123145	505002	103565	505544	1250765	750
4/2014	SE 2	SE 1	TR	123651	505002	103565	523064	766185	45
4/2014	SE 2	SE 1	TR	124180	505002	103565	520013	7703	102
4/2014	SE 2	SE 1	TR	124180	505002	103565	521036	186899	162
4/2014	SE 2	SE 1	TR	124180	505002	103565	523064	766185	3,026
	Segment								12,281
4/2014	SE 2	SE 2	TR	112268	505002	103565	520004	10369	45
4/2014	SE 2	SE 2	TR	112832	505002	103565	520006	40317	1

ANR Pipeline Company Transportation Services Fuel By Route Analysis

VASCR351

Reporting Year: *January - December 2014*
 Production Period: **04/2014**

<u>Production Period</u>	<u>Receipt Segment</u>	<u>Delivery Segment</u>	<u>Service Class</u>	<u>Svc Req Contract</u>	<u>Receipt Location</u>	<u>Receipt Loc Prop</u>	<u>Delivery Location</u>	<u>Delivery Loc Prop</u>	<u>Fuel Quantity</u>
4/2014	SE 2	SE 2	TR	112832	505002	103565	523050	467240	495
4/2014	SE 2	SE 2	TR	113399	505002	103565	523063	742883	356
4/2014	SE 2	SE 2	TR	113490	505002	103565	523017	322045	740
4/2014	SE 2	SE 2	TR	113490	505264	68285	523017	322045	226
4/2014	SE 2	SE 2	TR	114872	505002	103565	523063	742883	3,364
4/2014	SE 2	SE 2	TR	115457	505002	103565	520004	10369	51
4/2014	SE 2	SE 2	TR	115602	505002	103565	521632	42593	9
4/2014	SE 2	SE 2	TR	115602	505002	103565	521662	233620	14
4/2014	SE 2	SE 2	TR	115602	505002	103565	523050	467240	16
4/2014	SE 2	SE 2	TR	115726	505002	103565	520004	10369	2,559
4/2014	SE 2	SE 2	TR	115726	505002	103565	523050	467240	90
4/2014	SE 2	SE 2	TR	115726	505002	103565	523063	742883	4
4/2014	SE 2	SE 2	TR	115727	505002	103565	520004	10369	1,339
4/2014	SE 2	SE 2	TR	115727	505002	103565	523017	322045	428
4/2014	SE 2	SE 2	TR	115727	505002	103565	523050	467240	26
4/2014	SE 2	SE 2	TR	116490	505002	103565	523018	322625	150
4/2014	SE 2	SE 2	TR	120095	505002	103565	521002	43613	94
4/2014	SE 2	SE 2	TR	120095	505002	103565	521632	42593	314
4/2014	SE 2	SE 2	TR	120104	505002	103565	522130	38295	24
4/2014	SE 2	SE 2	TR	120139	505002	103565	523063	742883	19
4/2014	SE 2	SE 2	TR	120616	505002	103565	521662	233620	527
4/2014	SE 2	SE 2	TR	120616	505002	103565	523075	1387567	1,076
4/2014	SE 2	SE 2	TR	120917	505002	103565	523063	742883	453
4/2014	SE 2	SE 2	TR	120948	505002	103565	521632	42593	156
4/2014	SE 2	SE 2	TR	120948	505002	103565	522110	10410	48
4/2014	SE 2	SE 2	TR	120948	505002	103565	522130	38295	25
4/2014	SE 2	SE 2	TR	121099	505002	103565	505545	1250766	460
4/2014	SE 2	SE 2	TR	121099	505002	103565	523063	742883	140
4/2014	SE 2	SE 2	TR	121975	505002	103565	523017	322045	2,613
4/2014	SE 2	SE 2	TR	121975	505264	68285	523017	322045	911
4/2014	SE 2	SE 2	TR	122080	505002	103565	520004	10369	160
4/2014	SE 2	SE 2	TR	122080	505002	103565	520009	10111	37
4/2014	SE 2	SE 2	TR	122080	505002	103565	523050	467240	14

**ANR Pipeline Company
 Transportation Services
 Fuel By Route Analysis**
VASCR351

 Reporting Year: *January - December 2014*
 Production Period: **04/2014**

<u>Production Period</u>	<u>Receipt Segment</u>	<u>Delivery Segment</u>	<u>Service Class</u>	<u>Svc Req Contract</u>	<u>Receipt Location</u>	<u>Receipt Loc Prop</u>	<u>Delivery Location</u>	<u>Delivery Loc Prop</u>	<u>Fuel Quantity</u>
4/2014	SE 2	SE 2	TR	122903	505002	103565	521632	42593	292
4/2014	SE 2	SE 2	TR	123145	505002	103565	521632	42593	45
4/2014	SE 2	SE 2	TR	123145	505002	103565	523018	322625	774
4/2014	SE 2	SE 2	TR	123651	505002	103565	521632	42593	1,350
4/2014	SE 2	SE 2	TR	124180	505002	103565	520004	10369	372
4/2014	SE 2	SE 2	TR	124180	505002	103565	521632	42593	19
4/2014	SE 2	SE 2	TR	124180	505002	103565	521662	233620	36
4/2014	SE 2	SE 2	TR	124180	505002	103565	523050	467240	3,050
4/2014	SE 2	SE 2	TR	124180	505545	1250766	520004	10369	496
4/2014	SE 2	SE 2	TR	124180	505545	1250766	521632	42593	477
4/2014	SE 2	SE 2	TR	124180	505545	1250766	523050	467240	2,528
	Segment								26,423
4/2014	SE 2	WI 7	TR	109416	505002	103565	521316	28831	540
4/2014	SE 2	WI 7	TR	115270	505002	103565	505437	395744	5,185
4/2014	SE 2	WI 7	TR	124076	505002	103565	521654	284917	73
4/2014	SE 2	WI 7	TR	124118	505002	103565	521172	28846	243
4/2014	SE 2	WI 7	TR	124125	505002	103565	521034	183670	121
4/2014	SE 2	WI 7	TR	124125	505002	103565	521314	28661	133
4/2014	SE 2	WI 7	TR	124146	505002	103565	523034	384136	49
4/2014	SE 2	WI 7	TR	124482	505002	103565	523034	384136	7
4/2014	SE 2	WI 7	TR	124483	505002	103565	523034	384136	25
	Segment								6,376
4/2014	SW 3	MI 7	TR	124261	512434	16842	521932	138744	4
	Segment								4
4/2014	SW 3	SW 1	TR	120629	502214	179887	523061	737783	720
	Segment								720
4/2014	SW 4	ME 3	TR	1650	505003	103702	505008	139236	1,620
4/2014	SW 4	ME 3	TR	15350	505003	103702	521534	138745	2,790
4/2014	SW 4	ME 3	TR	110884	505003	103702	521620	16118	400
4/2014	SW 4	ME 3	TR	110885	505003	103702	505564	1389346	106
4/2014	SW 4	ME 3	TR	110885	505003	103702	520018	22986	38

**ANR Pipeline Company
 Transportation Services
 Fuel By Route Analysis**
VASCR351

 Reporting Year: *January - December 2014*
 Production Period: **04/2014**

<u>Production Period</u>	<u>Receipt Segment</u>	<u>Delivery Segment</u>	<u>Service Class</u>	<u>Svc Req Contract</u>	<u>Receipt Location</u>	<u>Receipt Loc Prop</u>	<u>Delivery Location</u>	<u>Delivery Loc Prop</u>	<u>Fuel Quantity</u>
4/2014	SW 4	ME 3	TR	110885	505003	103702	520027	295956	9
4/2014	SW 4	ME 3	TR	110885	505003	103702	521010	40186	66
4/2014	SW 4	ME 3	TR	110885	505003	103702	521528	4351	49
4/2014	SW 4	ME 3	TR	110885	505003	103702	521620	16118	35
4/2014	SW 4	ME 3	TR	110948	505003	103702	505007	139235	660
4/2014	SW 4	ME 3	TR	124487	505003	103702	521540	4223	1
4/2014	SW 4	ME 3	TR	124568	505003	103702	521010	40186	300
Segment									6,074
4/2014	SW 4	MI 7	TR	104404	505003	103702	505038	153808	5,706
4/2014	SW 4	MI 7	TR	104404	505003	103702	521008	11616	69
4/2014	SW 4	MI 7	TR	104404	505003	103702	521116	42078	5,911
4/2014	SW 4	MI 7	TR	108268	505003	103702	505033	139382	384
4/2014	SW 4	MI 7	TR	108304	505003	103702	505030	139369	17,280
4/2014	SW 4	MI 7	TR	109304	505003	103702	505038	153808	5,979
4/2014	SW 4	MI 7	TR	109304	505003	103702	521008	11616	960
4/2014	SW 4	MI 7	TR	109304	505003	103702	523008	312117	960
4/2014	SW 4	MI 7	TR	109511	505003	103702	505038	153808	26,230
4/2014	SW 4	MI 7	TR	109511	505003	103702	521008	11616	1,191
4/2014	SW 4	MI 7	TR	109511	505003	103702	521104	40849	5,763
4/2014	SW 4	MI 7	TR	109511	505003	103702	523008	312117	19,068
4/2014	SW 4	MI 7	TR	110185	505003	103702	505108	243097	6
4/2014	SW 4	MI 7	TR	110505	505003	103702	521080	138675	32
4/2014	SW 4	MI 7	TR	110505	505003	103702	521098	108641	16
4/2014	SW 4	MI 7	TR	110505	505003	103702	521116	42078	5,026
4/2014	SW 4	MI 7	TR	110505	505003	103702	521142	40477	90
4/2014	SW 4	MI 7	TR	110505	505003	103702	521160	11590	30
4/2014	SW 4	MI 7	TR	110505	505003	103702	521932	138744	1,088
4/2014	SW 4	MI 7	TR	110505	505003	103702	521948	4492	19
4/2014	SW 4	MI 7	TR	110506	505003	103702	521116	42078	5,760
4/2014	SW 4	MI 7	TR	110507	505003	103702	521116	42078	570
4/2014	SW 4	MI 7	TR	110884	505003	103702	505038	153808	2,652
4/2014	SW 4	MI 7	TR	110884	505003	103702	505108	243097	257
4/2014	SW 4	MI 7	TR	110884	505003	103702	521008	11616	3,900

**ANR Pipeline Company
 Transportation Services
 Fuel By Route Analysis**
VASCR351
**Reporting Year: January - December 2014
 Production Period: 04/2014**

<u>Production Period</u>	<u>Receipt Segment</u>	<u>Delivery Segment</u>	<u>Service Class</u>	<u>Svc Req Contract</u>	<u>Receipt Location</u>	<u>Receipt Loc Prop</u>	<u>Delivery Location</u>	<u>Delivery Loc Prop</u>	<u>Fuel Quantity</u>
4/2014	SW 4	MI 7	TR	110884	505003	103702	521622	110850	127
4/2014	SW 4	MI 7	TR	110884	505003	103702	521690	40892	21,342
4/2014	SW 4	MI 7	TR	110885	505003	103702	505038	153808	5,823
4/2014	SW 4	MI 7	TR	110885	505003	103702	505108	243097	38
4/2014	SW 4	MI 7	TR	110885	505003	103702	511136	277072	1,164
4/2014	SW 4	MI 7	TR	110885	505003	103702	521008	11616	320
4/2014	SW 4	MI 7	TR	110885	505003	103702	521080	138675	952
4/2014	SW 4	MI 7	TR	110885	505003	103702	521116	42078	265
4/2014	SW 4	MI 7	TR	110885	505003	103702	521634	11566	8,114
4/2014	SW 4	MI 7	TR	110885	505003	103702	521690	40892	2,624
4/2014	SW 4	MI 7	TR	110889	505003	103702	505038	153808	682
4/2014	SW 4	MI 7	TR	110889	505003	103702	521008	11616	16
4/2014	SW 4	MI 7	TR	110889	505003	103702	521074	40470	1
4/2014	SW 4	MI 7	TR	110889	505003	103702	521118	11578	210
4/2014	SW 4	MI 7	TR	110889	505003	103702	521122	11751	517
4/2014	SW 4	MI 7	TR	110889	505003	103702	521124	11562	41
4/2014	SW 4	MI 7	TR	110889	505003	103702	521142	40477	1,140
4/2014	SW 4	MI 7	TR	110889	505003	103702	521162	11748	930
4/2014	SW 4	MI 7	TR	110889	505003	103702	521634	11566	1,135
4/2014	SW 4	MI 7	TR	110889	505003	103702	521690	40892	582
4/2014	SW 4	MI 7	TR	110949	505003	103702	505028	139366	2,100
4/2014	SW 4	MI 7	TR	112924	505003	103702	521008	11616	646
4/2014	SW 4	MI 7	TR	113056	505003	103702	505038	153808	13,178
4/2014	SW 4	MI 7	TR	113056	505003	103702	523008	312117	2,396
4/2014	SW 4	MI 7	TR	113372	505003	103702	505038	153808	28
4/2014	SW 4	MI 7	TR	113372	505003	103702	505108	243097	227
4/2014	SW 4	MI 7	TR	113372	505003	103702	521116	42078	3,101
4/2014	SW 4	MI 7	TR	113372	505003	103702	521118	11578	113
4/2014	SW 4	MI 7	TR	113372	505003	103702	521122	11751	22
4/2014	SW 4	MI 7	TR	113372	505003	103702	521124	11562	67
4/2014	SW 4	MI 7	TR	113372	505003	103702	521138	11680	61
4/2014	SW 4	MI 7	TR	113372	505003	103702	521634	11566	39
4/2014	SW 4	MI 7	TR	113372	505003	103702	521670	40468	42

**ANR Pipeline Company
 Transportation Services
 Fuel By Route Analysis**
VASCR351

 Reporting Year: *January - December 2014*
 Production Period: **04/2014**

<u>Production Period</u>	<u>Receipt Segment</u>	<u>Delivery Segment</u>	<u>Service Class</u>	<u>Svc Req Contract</u>	<u>Receipt Location</u>	<u>Receipt Loc Prop</u>	<u>Delivery Location</u>	<u>Delivery Loc Prop</u>	<u>Fuel Quantity</u>
4/2014	SW 4	MI 7	TR	113372	505003	103702	521932	138744	23
4/2014	SW 4	MI 7	TR	113372	505003	103702	521948	4492	12
4/2014	SW 4	MI 7	TR	113372	505003	103702	521962	139401	1,355
4/2014	SW 4	MI 7	TR	113372	505003	103702	521985	278172	11
4/2014	SW 4	MI 7	TR	114497	505003	103702	505108	243097	2,736
4/2014	SW 4	MI 7	TR	114497	505003	103702	521080	138675	1,843
4/2014	SW 4	MI 7	TR	114532	505003	103702	505038	153808	832
4/2014	SW 4	MI 7	TR	114532	505003	103702	521008	11616	1,148
4/2014	SW 4	MI 7	TR	114532	505003	103702	521116	42078	3,447
4/2014	SW 4	MI 7	TR	115269	505003	103702	521080	138675	11,748
4/2014	SW 4	MI 7	TR	118145	505003	103702	505038	153808	12,663
4/2014	SW 4	MI 7	TR	118145	505003	103702	521014	153852	463
4/2014	SW 4	MI 7	TR	118145	505003	103702	521116	42078	1,626
4/2014	SW 4	MI 7	TR	118145	505003	103702	521118	11578	30
4/2014	SW 4	MI 7	TR	118145	505003	103702	521604	150409	3,197
4/2014	SW 4	MI 7	TR	118145	505003	103702	521690	40892	148
4/2014	SW 4	MI 7	TR	118145	505003	103702	521962	139401	611
4/2014	SW 4	MI 7	TR	122067	505003	103702	505038	153808	2,483
4/2014	SW 4	MI 7	TR	122067	505003	103702	521102	11674	4,743
4/2014	SW 4	MI 7	TR	122067	505003	103702	521106	11747	4,743
4/2014	SW 4	MI 7	TR	122067	505003	103702	521116	42078	2,321
4/2014	SW 4	MI 7	TR	122067	505003	103702	521634	11566	96
4/2014	SW 4	MI 7	TR	122067	505003	103702	523008	312117	1,433
4/2014	SW 4	MI 7	TR	122247	505003	103702	505038	153808	538
4/2014	SW 4	MI 7	TR	122247	505003	103702	521102	11674	6,231
4/2014	SW 4	MI 7	TR	122247	505003	103702	521106	11747	6,231
4/2014	SW 4	MI 7	TR	122247	505003	103702	521116	42078	1,459
4/2014	SW 4	MI 7	TR	122247	505003	103702	521634	11566	2,819
4/2014	SW 4	MI 7	TR	122262	505003	103702	505038	153808	2,440
4/2014	SW 4	MI 7	TR	122262	505003	103702	521116	42078	20,543
4/2014	SW 4	MI 7	TR	122262	505003	103702	521634	11566	58
4/2014	SW 4	MI 7	TR	122271	505003	103702	505038	153808	16,899
4/2014	SW 4	MI 7	TR	122271	505003	103702	521690	40892	767

**ANR Pipeline Company
 Transportation Services
 Fuel By Route Analysis**

VASCR351

Reporting Year: *January - December 2014*
 Production Period: **04/2014**

<u>Production Period</u>	<u>Receipt Segment</u>	<u>Delivery Segment</u>	<u>Service Class</u>	<u>Svc Req Contract</u>	<u>Receipt Location</u>	<u>Receipt Loc Prop</u>	<u>Delivery Location</u>	<u>Delivery Loc Prop</u>	<u>Fuel Quantity</u>
4/2014	SW 4	MI 7	TR	122271	505003	103702	523008	312117	9,079
4/2014	SW 4	MI 7	TR	123297	505003	103702	505038	153808	2,650
4/2014	SW 4	MI 7	TR	123297	505003	103702	521622	110850	6,467
4/2014	SW 4	MI 7	TR	123822	505003	103702	521690	40892	17,150
4/2014	SW 4	MI 7	TR	123823	505003	103702	505038	153808	384
4/2014	SW 4	MI 7	TR	123823	505003	103702	521634	11566	11,136
4/2014	SW 4	MI 7	TR	123824	505003	103702	505038	153808	8,783
4/2014	SW 4	MI 7	TR	123824	505003	103702	505108	243097	922
4/2014	SW 4	MI 7	TR	123824	505003	103702	521008	11616	8,788
4/2014	SW 4	MI 7	TR	123824	505003	103702	521116	42078	9,001
4/2014	SW 4	MI 7	TR	123824	505003	103702	521985	278172	1,319
4/2014	SW 4	MI 7	TR	123825	505003	103702	521116	42078	5,760
4/2014	SW 4	MI 7	TR	123825	505003	103702	521634	11566	5,764
4/2014	SW 4	MI 7	TR	123827	505003	103702	505038	153808	476
4/2014	SW 4	MI 7	TR	123827	505003	103702	521008	11616	134
4/2014	SW 4	MI 7	TR	123827	505003	103702	521116	42078	1,208
4/2014	SW 4	MI 7	TR	123827	505003	103702	521634	11566	2,461
4/2014	SW 4	MI 7	TR	123827	505003	103702	523052	467243	1,440
4/2014	SW 4	MI 7	TR	123841	505003	103702	505038	153808	322
4/2014	SW 4	MI 7	TR	123841	505003	103702	505108	243097	14,166
4/2014	SW 4	MI 7	TR	123841	505003	103702	521016	4196	2,166
4/2014	SW 4	MI 7	TR	123841	505003	103702	521116	42078	576
4/2014	SW 4	MI 7	TR	124135	505003	103702	505038	153808	593
4/2014	SW 4	MI 7	TR	124135	505003	103702	505108	243097	5,922
4/2014	SW 4	MI 7	TR	124135	505003	103702	511136	277072	61
4/2014	SW 4	MI 7	TR	124135	505003	103702	521016	4196	906
4/2014	SW 4	MI 7	TR	124179	505003	103702	505038	153808	40
4/2014	SW 4	MI 7	TR	124179	505003	103702	521008	11616	18
4/2014	SW 4	MI 7	TR	124179	505003	103702	521014	153852	1,084
4/2014	SW 4	MI 7	TR	124179	505003	103702	521158	11581	92
4/2014	SW 4	MI 7	TR	124179	505003	103702	521634	11566	3,423
4/2014	SW 4	MI 7	TR	124180	505003	103702	505038	153808	10,933
4/2014	SW 4	MI 7	TR	124180	505003	103702	505108	243097	576

ANR Pipeline Company Transportation Services Fuel By Route Analysis

VASCR351

Reporting Year: *January - December 2014*
 Production Period: **04/2014**

<u>Production Period</u>	<u>Receipt Segment</u>	<u>Delivery Segment</u>	<u>Service Class</u>	<u>Svc Req Contract</u>	<u>Receipt Location</u>	<u>Receipt Loc Prop</u>	<u>Delivery Location</u>	<u>Delivery Loc Prop</u>	<u>Fuel Quantity</u>
4/2014	SW 4	MI 7	TR	124180	505003	103702	510005	246067	1,851
4/2014	SW 4	MI 7	TR	124180	505003	103702	521016	4196	768
4/2014	SW 4	MI 7	TR	124180	505003	103702	521690	40892	10,193
4/2014	SW 4	MI 7	TR	124180	505003	103702	521932	138744	188
4/2014	SW 4	MI 7	TR	124237	505003	103702	505017	139249	10,027
4/2014	SW 4	MI 7	TR	124237	505003	103702	505038	153808	3,384
4/2014	SW 4	MI 7	TR	124237	505003	103702	521014	153852	7,917
4/2014	SW 4	MI 7	TR	124295	505003	103702	521932	138744	5
4/2014	SW 4	MI 7	TR	124295	505003	103702	521948	4492	26
4/2014	SW 4	MI 7	TR	124329	505003	103702	521948	4492	30
4/2014	SW 4	MI 7	TR	124373	505003	103702	521074	40470	45
4/2014	SW 4	MI 7	TR	124373	505003	103702	521116	42078	26
4/2014	SW 4	MI 7	TR	124373	505003	103702	521118	11578	12
4/2014	SW 4	MI 7	TR	124373	505003	103702	521122	11751	3
4/2014	SW 4	MI 7	TR	124373	505003	103702	521124	11562	4
4/2014	SW 4	MI 7	TR	124373	505003	103702	521138	11680	240
4/2014	SW 4	MI 7	TR	124373	505003	103702	521142	40477	10
4/2014	SW 4	MI 7	TR	124373	505003	103702	521146	11785	1
4/2014	SW 4	MI 7	TR	124373	505003	103702	521158	11581	156
4/2014	SW 4	MI 7	TR	124373	505003	103702	521162	11748	14
4/2014	SW 4	MI 7	TR	124373	505003	103702	521634	11566	29
4/2014	SW 4	MI 7	TR	124373	505003	103702	521670	40468	6
4/2014	SW 4	MI 7	TR	124373	505003	103702	521948	4492	13
4/2014	SW 4	MI 7	TR	124410	505003	103702	521932	138744	29
4/2014	SW 4	MI 7	TR	124411	505003	103702	521932	138744	90
4/2014	SW 4	MI 7	TR	124475	505003	103702	505038	153808	4
4/2014	SW 4	MI 7	TR	124475	505003	103702	521138	11680	26
4/2014	SW 4	MI 7	TR	124479	505003	103702	505038	153808	488
4/2014	SW 4	MI 7	TR	124479	505003	103702	521008	11616	37
4/2014	SW 4	MI 7	TR	124479	505003	103702	521074	40470	19
4/2014	SW 4	MI 7	TR	124479	505003	103702	521138	11680	175
4/2014	SW 4	MI 7	TR	124479	505003	103702	521634	11566	348
4/2014	SW 4	MI 7	TR	124479	505003	103702	523014	318733	24

**ANR Pipeline Company
 Transportation Services
 Fuel By Route Analysis**
VASCR351

 Reporting Year: *January - December 2014*
 Production Period: **04/2014**

<u>Production Period</u>	<u>Receipt Segment</u>	<u>Delivery Segment</u>	<u>Service Class</u>	<u>Svc Req Contract</u>	<u>Receipt Location</u>	<u>Receipt Loc Prop</u>	<u>Delivery Location</u>	<u>Delivery Loc Prop</u>	<u>Fuel Quantity</u>
4/2014	SW 4	MI 7	TR	124487	505003	103702	521138	11680	25
4/2014	SW 4	MI 7	TR	124492	505003	103702	521138	11680	90
4/2014	SW 4	MI 7	TR	124566	505003	103702	505038	153808	1,605
4/2014	SW 4	MI 7	TR	124566	505003	103702	523008	312117	117
4/2014	SW 4	MI 7	TR	124570	505003	103702	505108	243097	883
4/2014	SW 4	MI 7	TR	124570	505003	103702	521116	42078	809
4/2014	SW 4	MI 7	TR	124585	505003	103702	505038	153808	308
4/2014	SW 4	MI 7	TR	124585	505003	103702	521118	11578	2,916
Segment									469,428
4/2014	SW 4	MW 5	TR	111657	505003	103702	521656	284918	1,254
4/2014	SW 4	MW 5	TR	121091	505003	103702	521408	12999	115
4/2014	SW 4	MW 5	TR	124179	505003	103702	521408	12999	5
4/2014	SW 4	MW 5	TR	124179	505003	103702	521656	284918	104
4/2014	SW 4	MW 5	TR	124373	505003	103702	521656	284918	50
4/2014	SW 4	MW 5	TR	124431	505003	103702	521600	40285	30
4/2014	SW 4	MW 5	TR	124481	505003	103702	521656	284918	53
4/2014	SW 4	MW 5	TS	123146	505003	103702	521596	5227	68
4/2014	SW 4	MW 5	TS	123148	505003	103702	505015	139247	1,977
4/2014	SW 4	MW 5	TS	123174	505003	103702	521398	5588	58
4/2014	SW 4	MW 5	TS	123218	505003	103702	521602	5658	16
Segment									3,730
4/2014	SW 4	MW 6	TR	200	505003	103702	505013	139241	5,968
4/2014	SW 4	MW 6	TR	200	505003	103702	521434	4619	817
4/2014	SW 4	MW 6	TR	200	505003	103702	521470	4738	981
4/2014	SW 4	MW 6	TR	200	505003	103702	521482	4741	30
4/2014	SW 4	MW 6	TR	700	505003	103702	505014	139246	1,860
4/2014	SW 4	MW 6	TR	108861	505003	103702	521498	4857	630
4/2014	SW 4	MW 6	TR	108986	505003	103702	505005	139233	1,230
4/2014	SW 4	MW 6	TR	109304	505003	103702	505013	139241	2,136
4/2014	SW 4	MW 6	TR	110185	505003	103702	505013	139241	3,667
4/2014	SW 4	MW 6	TR	110185	505003	103702	521086	103709	145
4/2014	SW 4	MW 6	TR	110185	505003	103702	521470	4738	1,478

ANR Pipeline Company Transportation Services Fuel By Route Analysis
--

VASCR351

 Reporting Year: *January - December 2014*
 Production Period: **04/2014**

<u>Production Period</u>	<u>Receipt Segment</u>	<u>Delivery Segment</u>	<u>Service Class</u>	<u>Svc Req Contract</u>	<u>Receipt Location</u>	<u>Receipt Loc Prop</u>	<u>Delivery Location</u>	<u>Delivery Loc Prop</u>	<u>Fuel Quantity</u>
4/2014	SW 4	MW 6	TR	110185	505003	103702	521482	4741	846
4/2014	SW 4	MW 6	TR	110291	505003	103702	521438	4614	3,926
4/2014	SW 4	MW 6	TR	110889	505003	103702	521470	4738	404
4/2014	SW 4	MW 6	TR	113372	505003	103702	521400	13135	92
4/2014	SW 4	MW 6	TR	113372	505003	103702	521420	4602	210
4/2014	SW 4	MW 6	TR	113372	505003	103702	521432	4691	124
4/2014	SW 4	MW 6	TR	113372	505003	103702	521434	4619	30
4/2014	SW 4	MW 6	TR	113372	505003	103702	521470	4738	66
4/2014	SW 4	MW 6	TR	113372	505003	103702	521482	4741	284
4/2014	SW 4	MW 6	TR	113372	505003	103702	521506	3797	27
4/2014	SW 4	MW 6	TR	114497	505003	103702	521470	4738	509
4/2014	SW 4	MW 6	TR	115815	505003	103702	521438	4614	4,622
4/2014	SW 4	MW 6	TR	120554	505003	103702	521420	4602	150
4/2014	SW 4	MW 6	TR	120554	505003	103702	521470	4738	210
4/2014	SW 4	MW 6	TR	121212	505003	103702	521428	40193	1,187
4/2014	SW 4	MW 6	TR	124179	505003	103702	521914	40412	383
4/2014	SW 4	MW 6	TR	124180	505003	103702	521400	13135	4
4/2014	SW 4	MW 6	TR	124212	505003	103702	521482	4741	2,249
4/2014	SW 4	MW 6	TR	124373	505003	103702	521914	40412	9,284
4/2014	SW 4	MW 6	TR	124431	505003	103702	521420	4602	90
4/2014	SW 4	MW 6	TR	124481	505003	103702	521400	13135	295
4/2014	SW 4	MW 6	TR	124481	505003	103702	521420	4602	2,937
4/2014	SW 4	MW 6	TR	124481	505003	103702	521914	40412	370
4/2014	SW 4	MW 6	TR	124570	505003	103702	521440	4616	3,155
4/2014	SW 4	MW 6	TR	124580	505003	103702	521400	13135	199
4/2014	SW 4	MW 6	TR	124580	505003	103702	521426	40183	30
4/2014	SW 4	MW 6	TR	124580	505003	103702	521434	4619	31
4/2014	SW 4	MW 6	TR	124580	505003	103702	521482	4741	4,367
4/2014	SW 4	MW 6	TR	124580	505003	103702	521608	171759	90
4/2014	SW 4	MW 6	TS	109148	505003	103702	521566	12977	467
4/2014	SW 4	MW 6	TS	109171	505003	103702	521428	40193	846
4/2014	SW 4	MW 6	TS	110863	505003	103702	521608	171759	837
4/2014	SW 4	MW 6	TS	123056	505003	103702	521504	4856	61

ANR Pipeline Company Transportation Services Fuel By Route Analysis

VASCR351

Reporting Year: *January - December 2014*
 Production Period: **04/2014**

<u>Production Period</u>	<u>Receipt Segment</u>	<u>Delivery Segment</u>	<u>Service Class</u>	<u>Svc Req Contract</u>	<u>Receipt Location</u>	<u>Receipt Loc Prop</u>	<u>Delivery Location</u>	<u>Delivery Loc Prop</u>	<u>Fuel Quantity</u>
4/2014	SW 4	MW 6	TS	123057	505003	103702	521502	4747	195
4/2014	SW 4	MW 6	TS	123059	505003	103702	521424	13215	164
4/2014	SW 4	MW 6	TS	123065	505003	103702	521430	40195	545
4/2014	SW 4	MW 6	TS	123147	505003	103702	505029	139367	1,009
4/2014	SW 4	MW 6	TS	123149	505003	103702	521422	12976	274
4/2014	SW 4	MW 6	TS	123203	505003	103702	521500	4693	174
4/2014	SW 4	MW 6	TS	123214	505003	103702	521598	4564	86
4/2014	SW 4	MW 6	TS	123215	505003	103702	521494	4605	90
4/2014	SW 4	MW 6	TS	123216	505003	103702	521492	4604	676
4/2014	SW 4	MW 6	TS	123217	505003	103702	521418	12991	331
4/2014	SW 4	MW 6	TS	123221	505003	103702	521496	4689	67
4/2014	SW 4	MW 6	TS	123222	505003	103702	521526	3969	116
4/2014	SW 4	MW 6	TS	123242	505003	103702	521426	40183	169
4/2014	SW 4	MW 6	TS	123300	505003	103702	521524	3973	943
		Segment							62,163
4/2014	SW 4	SW 1	TR	120673	505003	103702	523061	737783	235
4/2014	SW 4	SW 1	TR	120703	505003	103702	523076	1388911	1,678
4/2014	SW 4	SW 1	TR	120977	505003	103702	523061	737783	179
4/2014	SW 4	SW 1	TR	121099	505003	103702	523060	736566	66
4/2014	SW 4	SW 1	TR	124135	505003	103702	523060	736566	129
		Segment							2,287
4/2014	SW 4	SW 3	TR	102083	505003	103702	521070	221448	19
		Segment							19
4/2014	SW 4	SW 4	TR	115706	510034	187481	521642	237023	478
4/2014	SW 4	SW 4	TR	120673	505003	103702	521020	34887	85
4/2014	SW 4	SW 4	TR	121091	505003	103702	521020	34887	32
4/2014	SW 4	SW 4	TR	121091	505003	103702	521040	234898	27
4/2014	SW 4	SW 4	TR	121099	505003	103702	521020	34887	5,362
4/2014	SW 4	SW 4	TR	123915	505003	103702	521664	174769	47
4/2014	SW 4	SW 4	TR	124587	505003	103702	521020	34887	448
4/2014	SW 4	SW 4	TR	124588	505003	103702	521020	34887	1,287

ANR Pipeline Company Transportation Services Fuel By Route Analysis

VASCR351

Reporting Year: *January - December 2014*
 Production Period: 04/2014

<u>Production Period</u>	<u>Receipt Segment</u>	<u>Delivery Segment</u>	<u>Service Class</u>	<u>Svc Req Contract</u>	<u>Receipt Location</u>	<u>Receipt Loc Prop</u>	<u>Delivery Location</u>	<u>Delivery Loc Prop</u>	<u>Fuel Quantity</u>
	Segment								7,766
4/2014	SW 4	SW 5	TR	120629	510034	187481	522116	278352	224
	Segment								224
4/2014	SW 4	WI 7	TR	5450	505003	103702	505026	139258	8,400
4/2014	SW 4	WI 7	TR	104404	505003	103702	521314	28661	41,394
4/2014	SW 4	WI 7	TR	106209	505003	103702	510033	28873	5,520
4/2014	SW 4	WI 7	TR	108181	505003	103702	521650	269472	640
4/2014	SW 4	WI 7	TR	108181	505003	103702	523032	384134	10,878
4/2014	SW 4	WI 7	TR	108268	505003	103702	505016	139248	11,136
4/2014	SW 4	WI 7	TR	109511	505003	103702	521172	28846	384
4/2014	SW 4	WI 7	TR	109511	505003	103702	521250	28841	3,458
4/2014	SW 4	WI 7	TR	109511	505003	103702	523034	384136	384
4/2014	SW 4	WI 7	TR	109511	505003	103702	523035	387791	1,153
4/2014	SW 4	WI 7	TR	109665	505003	103702	521370	28788	180
4/2014	SW 4	WI 7	TR	109975	505003	103702	523034	384136	11,490
4/2014	SW 4	WI 7	TR	110885	505003	103702	510041	11661	1,055
4/2014	SW 4	WI 7	TR	110885	505003	103702	521012	40226	448
4/2014	SW 4	WI 7	TR	110885	505003	103702	521172	28846	6,133
4/2014	SW 4	WI 7	TR	110885	505003	103702	521176	28859	186
4/2014	SW 4	WI 7	TR	110885	505003	103702	521178	28883	953
4/2014	SW 4	WI 7	TR	110885	505003	103702	521186	42139	723
4/2014	SW 4	WI 7	TR	110885	505003	103702	521196	28771	1,979
4/2014	SW 4	WI 7	TR	110885	505003	103702	521210	28828	139
4/2014	SW 4	WI 7	TR	110885	505003	103702	521214	40197	80
4/2014	SW 4	WI 7	TR	110885	505003	103702	521218	28865	432
4/2014	SW 4	WI 7	TR	110885	505003	103702	521226	28881	158
4/2014	SW 4	WI 7	TR	110885	505003	103702	521238	28836	5
4/2014	SW 4	WI 7	TR	110885	505003	103702	521240	28759	1,064
4/2014	SW 4	WI 7	TR	110885	505003	103702	521246	28844	940
4/2014	SW 4	WI 7	TR	110885	505003	103702	521250	28841	4,224
4/2014	SW 4	WI 7	TR	110885	505003	103702	521266	28702	1,477
4/2014	SW 4	WI 7	TR	110885	505003	103702	521268	40497	166

**ANR Pipeline Company
 Transportation Services
 Fuel By Route Analysis**

VASCR351

Reporting Year: *January - December 2014*
 Production Period: **04/2014**

<u>Production Period</u>	<u>Receipt Segment</u>	<u>Delivery Segment</u>	<u>Service Class</u>	<u>Svc Req Contract</u>	<u>Receipt Location</u>	<u>Receipt Loc Prop</u>	<u>Delivery Location</u>	<u>Delivery Loc Prop</u>	<u>Fuel Quantity</u>
4/2014	SW 4	WI 7	TR	110885	505003	103702	521288	28670	300
4/2014	SW 4	WI 7	TR	110885	505003	103702	521298	28736	136
4/2014	SW 4	WI 7	TR	110885	505003	103702	521314	28661	10,162
4/2014	SW 4	WI 7	TR	110885	505003	103702	521322	28868	897
4/2014	SW 4	WI 7	TR	110885	505003	103702	521324	28794	856
4/2014	SW 4	WI 7	TR	110885	505003	103702	521336	28738	250
4/2014	SW 4	WI 7	TR	110885	505003	103702	521676	100052	78
4/2014	SW 4	WI 7	TR	110885	505003	103702	521784	28720	10
4/2014	SW 4	WI 7	TR	110885	505003	103702	521814	36934	351
4/2014	SW 4	WI 7	TR	110885	505003	103702	523034	384136	4,619
4/2014	SW 4	WI 7	TR	112923	505003	103702	505023	139255	130
4/2014	SW 4	WI 7	TR	112923	505003	103702	521172	28846	3,770
4/2014	SW 4	WI 7	TR	112924	505003	103702	505024	139256	1,461
4/2014	SW 4	WI 7	TR	113056	505003	103702	523035	387791	2,396
4/2014	SW 4	WI 7	TR	113372	505003	103702	521172	28846	2,370
4/2014	SW 4	WI 7	TR	113372	505003	103702	521226	28881	12
4/2014	SW 4	WI 7	TR	113372	505003	103702	521246	28844	80
4/2014	SW 4	WI 7	TR	113372	505003	103702	521676	100052	38
4/2014	SW 4	WI 7	TR	113372	505003	103702	521814	36934	27
4/2014	SW 4	WI 7	TR	114497	505003	103702	521012	40226	43
4/2014	SW 4	WI 7	TR	114497	505003	103702	521034	183670	5,016
4/2014	SW 4	WI 7	TR	114497	505003	103702	521172	28846	2,512
4/2014	SW 4	WI 7	TR	114497	505003	103702	521250	28841	2,848
4/2014	SW 4	WI 7	TR	114497	505003	103702	521314	28661	530
4/2014	SW 4	WI 7	TR	114497	505003	103702	523032	384134	603
4/2014	SW 4	WI 7	TR	114497	505003	103702	523035	387791	523
4/2014	SW 4	WI 7	TR	114532	505003	103702	521012	40226	923
4/2014	SW 4	WI 7	TR	114532	505003	103702	521168	28834	36
4/2014	SW 4	WI 7	TR	114532	505003	103702	521172	28846	3,449
4/2014	SW 4	WI 7	TR	114532	505003	103702	521174	28778	198
4/2014	SW 4	WI 7	TR	114532	505003	103702	521176	28859	56
4/2014	SW 4	WI 7	TR	114532	505003	103702	521178	28883	245
4/2014	SW 4	WI 7	TR	114532	505003	103702	521180	28875	45

**ANR Pipeline Company
 Transportation Services
 Fuel By Route Analysis**

VASCR351

Reporting Year: *January - December 2014*
 Production Period: **04/2014**

<u>Production Period</u>	<u>Receipt Segment</u>	<u>Delivery Segment</u>	<u>Service Class</u>	<u>Svc Req Contract</u>	<u>Receipt Location</u>	<u>Receipt Loc Prop</u>	<u>Delivery Location</u>	<u>Delivery Loc Prop</u>	<u>Fuel Quantity</u>
4/2014	SW 4	WI 7	TR	114532	505003	103702	521200	28679	54
4/2014	SW 4	WI 7	TR	114532	505003	103702	521204	28672	136
4/2014	SW 4	WI 7	TR	114532	505003	103702	521210	28828	130
4/2014	SW 4	WI 7	TR	114532	505003	103702	521226	28881	24
4/2014	SW 4	WI 7	TR	114532	505003	103702	521238	28836	78
4/2014	SW 4	WI 7	TR	114532	505003	103702	521240	28759	180
4/2014	SW 4	WI 7	TR	114532	505003	103702	521246	28844	882
4/2014	SW 4	WI 7	TR	114532	505003	103702	521262	36868	77
4/2014	SW 4	WI 7	TR	114532	505003	103702	521266	28702	1,673
4/2014	SW 4	WI 7	TR	114532	505003	103702	521298	28736	192
4/2014	SW 4	WI 7	TR	114532	505003	103702	521314	28661	1,327
4/2014	SW 4	WI 7	TR	114532	505003	103702	521344	28734	120
4/2014	SW 4	WI 7	TR	114532	505003	103702	521350	28660	462
4/2014	SW 4	WI 7	TR	114532	505003	103702	521676	100052	846
4/2014	SW 4	WI 7	TR	114532	505003	103702	521758	28855	44
4/2014	SW 4	WI 7	TR	114532	505003	103702	521784	28720	752
4/2014	SW 4	WI 7	TR	114532	505003	103702	521814	36934	527
4/2014	SW 4	WI 7	TR	114532	505003	103702	523034	384136	244
4/2014	SW 4	WI 7	TR	115269	505003	103702	505437	395744	20,074
4/2014	SW 4	WI 7	TR	117331	505003	103702	505021	139253	12,437
4/2014	SW 4	WI 7	TR	122067	505003	103702	521250	28841	307
4/2014	SW 4	WI 7	TR	123297	505003	103702	521172	28846	11
4/2014	SW 4	WI 7	TR	123297	505003	103702	523032	384134	25
4/2014	SW 4	WI 7	TR	123297	505003	103702	523034	384136	34
4/2014	SW 4	WI 7	TR	123297	505003	103702	523035	387791	1,060
4/2014	SW 4	WI 7	TR	123649	505003	103702	521316	28831	810
4/2014	SW 4	WI 7	TR	124179	505003	103702	521034	183670	2,880
4/2014	SW 4	WI 7	TR	124179	505003	103702	521314	28661	2,761
4/2014	SW 4	WI 7	TR	124179	505003	103702	523034	384136	576
4/2014	SW 4	WI 7	TR	124180	505003	103702	521172	28846	3,072
4/2014	SW 4	WI 7	TR	124180	505003	103702	521250	28841	2,881
4/2014	SW 4	WI 7	TR	124180	505003	103702	523034	384136	4,109
4/2014	SW 4	WI 7	TR	124237	505003	103702	521168	28834	54

ANR Pipeline Company Transportation Services Fuel By Route Analysis

VASCR351

Reporting Year: *January - December 2014*
 Production Period: **04/2014**

<u>Production Period</u>	<u>Receipt Segment</u>	<u>Delivery Segment</u>	<u>Service Class</u>	<u>Svc Req Contract</u>	<u>Receipt Location</u>	<u>Receipt Loc Prop</u>	<u>Delivery Location</u>	<u>Delivery Loc Prop</u>	<u>Fuel Quantity</u>
4/2014	SW 4	WI 7	TR	124237	505003	103702	521172	28846	1,391
4/2014	SW 4	WI 7	TR	124237	505003	103702	521174	28778	135
4/2014	SW 4	WI 7	TR	124237	505003	103702	521176	28859	24
4/2014	SW 4	WI 7	TR	124237	505003	103702	521180	28875	24
4/2014	SW 4	WI 7	TR	124237	505003	103702	521186	42139	6
4/2014	SW 4	WI 7	TR	124237	505003	103702	521190	28825	24
4/2014	SW 4	WI 7	TR	124237	505003	103702	521198	28782	23
4/2014	SW 4	WI 7	TR	124237	505003	103702	521200	28679	39
4/2014	SW 4	WI 7	TR	124237	505003	103702	521210	28828	6
4/2014	SW 4	WI 7	TR	124237	505003	103702	521218	28865	38
4/2014	SW 4	WI 7	TR	124237	505003	103702	521230	28819	12
4/2014	SW 4	WI 7	TR	124237	505003	103702	521246	28844	116
4/2014	SW 4	WI 7	TR	124237	505003	103702	521248	28811	5
4/2014	SW 4	WI 7	TR	124237	505003	103702	521252	28779	524
4/2014	SW 4	WI 7	TR	124237	505003	103702	521260	36867	144
4/2014	SW 4	WI 7	TR	124237	505003	103702	521266	28702	38
4/2014	SW 4	WI 7	TR	124237	505003	103702	521288	28670	14
4/2014	SW 4	WI 7	TR	124237	505003	103702	521298	28736	69
4/2014	SW 4	WI 7	TR	124237	505003	103702	521314	28661	140
4/2014	SW 4	WI 7	TR	124237	505003	103702	521316	28831	38
4/2014	SW 4	WI 7	TR	124237	505003	103702	521320	28740	12
4/2014	SW 4	WI 7	TR	124237	505003	103702	521322	28868	18
4/2014	SW 4	WI 7	TR	124237	505003	103702	521324	28794	39
4/2014	SW 4	WI 7	TR	124237	505003	103702	521336	28738	320
4/2014	SW 4	WI 7	TR	124237	505003	103702	521356	28774	6
4/2014	SW 4	WI 7	TR	124237	505003	103702	521358	28776	12
4/2014	SW 4	WI 7	TR	124237	505003	103702	521374	28662	69
4/2014	SW 4	WI 7	TR	124237	505003	103702	521784	28720	470
4/2014	SW 4	WI 7	TR	124237	505003	103702	521812	40304	85
4/2014	SW 4	WI 7	TR	124237	505003	103702	521814	36934	221
4/2014	SW 4	WI 7	TR	124237	505003	103702	523041	395460	292
4/2014	SW 4	WI 7	TR	124373	505003	103702	521314	28661	48
4/2014	SW 4	WI 7	TR	124373	505003	103702	523034	384136	111

ANR Pipeline Company Transportation Services Fuel By Route Analysis

VASCR351

Reporting Year: *January - December 2014*
 Production Period: **04/2014**

<u>Production Period</u>	<u>Receipt Segment</u>	<u>Delivery Segment</u>	<u>Service Class</u>	<u>Svc Req Contract</u>	<u>Receipt Location</u>	<u>Receipt Loc Prop</u>	<u>Delivery Location</u>	<u>Delivery Loc Prop</u>	<u>Fuel Quantity</u>
4/2014	SW 4	WI 7	TR	124479	505003	103702	523034	384136	16
4/2014	SW 4	WI 7	TR	124566	505003	103702	521172	28846	85
4/2014	SW 4	WI 7	TR	124566	505003	103702	521266	28702	2,115
4/2014	SW 4	WI 7	TR	124566	505003	103702	523034	384136	154
4/2014	SW 4	WI 7	TR	124566	505003	103702	523035	387791	2,972
4/2014	SW 4	WI 7	TR	124580	505003	103702	521260	36867	675
4/2014	SW 4	WI 7	TR	124585	505003	103702	521172	28846	154
4/2014	SW 4	WI 7	TR	124585	505003	103702	521250	28841	128
4/2014	SW 4	WI 7	TR	124585	505003	103702	523032	384134	102
4/2014	SW 4	WI 7	TR	124585	505003	103702	523034	384136	31
4/2014	SW 4	WI 7	TR	124585	505003	103702	523035	387791	367
4/2014	SW 4	WI 7	TR	124585	505003	103702	523042	439345	71
4/2014	SW 4	WI 7	TS	123061	505003	103702	521396	150407	459
4/2014	SW 4	WI 7	TS	123220	505003	103702	521392	28730	2,044
	Segment								232,874
4/2014	WI 7	MI 7	TR	106211	510033	28873	505038	153808	1,320
4/2014	WI 7	MI 7	TR	107879	510033	28873	505038	153808	481
4/2014	WI 7	MI 7	TR	109223	521250	28841	505038	153808	90
4/2014	WI 7	MI 7	TR	110904	510006	28808	505038	153808	1,053
4/2014	WI 7	MI 7	TR	111284	505024	139256	505038	153808	72
4/2014	WI 7	MI 7	TR	111297	505023	139255	505038	153808	69
4/2014	WI 7	MI 7	TR	112165	510041	11661	521634	11566	13,650
4/2014	WI 7	MI 7	TR	113186	523032	384134	505038	153808	637
4/2014	WI 7	MI 7	TR	113239	510006	28808	505038	153808	290
4/2014	WI 7	MI 7	TR	113652	510006	28808	505108	243097	220
4/2014	WI 7	MI 7	TR	114497	510033	28873	521080	138675	20
4/2014	WI 7	MI 7	TR	117338	521262	36868	505038	153808	295
4/2014	WI 7	MI 7	TR	117358	505021	139253	505038	153808	121
4/2014	WI 7	MI 7	TR	120571	510041	11661	505038	153808	13,100
4/2014	WI 7	MI 7	TR	122070	521250	28841	505038	153808	111
4/2014	WI 7	MI 7	TR	122700	521250	28841	505038	153808	10
4/2014	WI 7	MI 7	TR	123976	510033	28873	505038	153808	151
4/2014	WI 7	MI 7	TR	123976	510033	28873	521030	282436	274

ANR Pipeline Company Transportation Services Fuel By Route Analysis

VASCR351

Reporting Year: *January - December 2014*
 Production Period: **04/2014**

<u>Production Period</u>	<u>Receipt Segment</u>	<u>Delivery Segment</u>	<u>Service Class</u>	<u>Svc Req Contract</u>	<u>Receipt Location</u>	<u>Receipt Loc Prop</u>	<u>Delivery Location</u>	<u>Delivery Loc Prop</u>	<u>Fuel Quantity</u>
4/2014	WI 7	MI 7	TR	124006	510006	28808	505038	153808	147
4/2014	WI 7	MI 7	TR	124121	510006	28808	505038	153808	875
4/2014	WI 7	MI 7	TR	124121	510006	28808	521030	282436	717
4/2014	WI 7	MI 7	TR	124121	510033	28873	505038	153808	1,044
4/2014	WI 7	MI 7	TR	124121	510033	28873	521030	282436	292
4/2014	WI 7	MI 7	TR	124121	510033	28873	521690	40892	170
4/2014	WI 7	MI 7	TR	124124	510006	28808	521690	40892	12
4/2014	WI 7	MI 7	TR	124139	510033	28873	505038	153808	37
4/2014	WI 7	MI 7	TR	124143	510006	28808	505108	243097	132
4/2014	WI 7	MI 7	TR	124143	510006	28808	521690	40892	100
4/2014	WI 7	MI 7	TR	124241	510006	28808	521690	40892	49
4/2014	WI 7	MI 7	TR	124248	510041	11661	505038	153808	1
4/2014	WI 7	MI 7	TR	124278	510006	28808	521690	40892	46
4/2014	WI 7	MI 7	TR	124373	510006	28808	521138	11680	12
4/2014	WI 7	MI 7	TR	124463	510006	28808	505038	153808	23
4/2014	WI 7	MI 7	TR	124572	521266	28702	505038	153808	372
4/2014	WI 7	MI 7	TR	124572	521266	28702	521622	110850	85
4/2014	WI 7	MI 7	TR	124572	521266	28702	523008	312117	47
4/2014	WI 7	MI 7	TR	124579	510006	28808	505038	153808	953
4/2014	WI 7	MI 7	TR	124579	510006	28808	505108	243097	14
4/2014	WI 7	MI 7	TR	124579	510041	11661	505038	153808	23
		Segment							37,115
4/2014	WI 7	WI 7	TR	107879	510033	28873	505023	139255	442
4/2014	WI 7	WI 7	TR	109974	523034	384136	521172	28846	35
4/2014	WI 7	WI 7	TR	109974	523034	384136	521250	28841	4
4/2014	WI 7	WI 7	TR	110904	510006	28808	521812	40304	336
4/2014	WI 7	WI 7	TR	111297	510033	28873	505023	139255	91
4/2014	WI 7	WI 7	TR	111972	510041	11661	521012	40226	180
4/2014	WI 7	WI 7	TR	112923	510033	28873	505023	139255	695
4/2014	WI 7	WI 7	TR	114497	510033	28873	521012	40226	31
4/2014	WI 7	WI 7	TR	114497	510033	28873	521172	28846	609
4/2014	WI 7	WI 7	TR	114497	510033	28873	521174	28778	26
4/2014	WI 7	WI 7	TR	114497	510033	28873	521176	28859	8

**ANR Pipeline Company
 Transportation Services
 Fuel By Route Analysis**
VASCR351

 Reporting Year: *January - December 2014*
 Production Period: **04/2014**

<u>Production Period</u>	<u>Receipt Segment</u>	<u>Delivery Segment</u>	<u>Service Class</u>	<u>Svc Req Contract</u>	<u>Receipt Location</u>	<u>Receipt Loc Prop</u>	<u>Delivery Location</u>	<u>Delivery Loc Prop</u>	<u>Fuel Quantity</u>
4/2014	WI 7	WI 7	TR	114497	510033	28873	521214	40197	4
4/2014	WI 7	WI 7	TR	114497	510033	28873	521250	28841	184
4/2014	WI 7	WI 7	TR	114497	510033	28873	521266	28702	39
4/2014	WI 7	WI 7	TR	114497	510033	28873	521314	28661	302
4/2014	WI 7	WI 7	TR	114497	510033	28873	521350	28660	27
4/2014	WI 7	WI 7	TR	114497	510033	28873	521676	100052	14
4/2014	WI 7	WI 7	TR	114497	510033	28873	521784	28720	5
4/2014	WI 7	WI 7	TR	114497	510033	28873	521814	36934	6
4/2014	WI 7	WI 7	TR	114497	510033	28873	523034	384136	184
4/2014	WI 7	WI 7	TR	117332	510006	28808	505021	139253	171
4/2014	WI 7	WI 7	TR	117335	510041	11661	505021	139253	91
4/2014	WI 7	WI 7	TR	117336	510041	11661	521262	36868	91
4/2014	WI 7	WI 7	TR	122248	510033	28873	521108	11702	5,760
4/2014	WI 7	WI 7	TR	122265	510033	28873	521324	28794	576
4/2014	WI 7	WI 7	TR	124006	510006	28808	521012	40226	92
4/2014	WI 7	WI 7	TR	124006	510006	28808	521172	28846	362
4/2014	WI 7	WI 7	TR	124006	510006	28808	521176	28859	268
4/2014	WI 7	WI 7	TR	124006	510006	28808	521180	28875	83
4/2014	WI 7	WI 7	TR	124006	510006	28808	521188	28862	315
4/2014	WI 7	WI 7	TR	124006	510006	28808	521198	28782	66
4/2014	WI 7	WI 7	TR	124006	510006	28808	521210	28828	135
4/2014	WI 7	WI 7	TR	124006	510006	28808	521240	28759	132
4/2014	WI 7	WI 7	TR	124006	510006	28808	521246	28844	240
4/2014	WI 7	WI 7	TR	124006	510006	28808	521250	28841	28
4/2014	WI 7	WI 7	TR	124006	510006	28808	521266	28702	1,051
4/2014	WI 7	WI 7	TR	124006	510006	28808	521314	28661	593
4/2014	WI 7	WI 7	TR	124006	510006	28808	521394	36936	331
4/2014	WI 7	WI 7	TR	124006	510006	28808	521676	100052	1,660
4/2014	WI 7	WI 7	TR	124006	510006	28808	521810	36869	5
4/2014	WI 7	WI 7	TR	124076	510033	28873	521172	28846	27
4/2014	WI 7	WI 7	TR	124121	510006	28808	521034	183670	437
4/2014	WI 7	WI 7	TR	124121	510006	28808	521172	28846	17
4/2014	WI 7	WI 7	TR	124121	510006	28808	521246	28844	16

ANR Pipeline Company Transportation Services Fuel By Route Analysis

VASCR351

Reporting Year: *January - December 2014*
 Production Period: **04/2014**

<u>Production Period</u>	<u>Receipt Segment</u>	<u>Delivery Segment</u>	<u>Service Class</u>	<u>Svc Req Contract</u>	<u>Receipt Location</u>	<u>Receipt Loc Prop</u>	<u>Delivery Location</u>	<u>Delivery Loc Prop</u>	<u>Fuel Quantity</u>
4/2014	WI 7	WI 7	TR	124121	510006	28808	521250	28841	241
4/2014	WI 7	WI 7	TR	124121	510006	28808	521314	28661	117
4/2014	WI 7	WI 7	TR	124121	510006	28808	521650	269472	3
4/2014	WI 7	WI 7	TR	124121	510006	28808	523034	384136	123
4/2014	WI 7	WI 7	TR	124121	510033	28873	521034	183670	11
4/2014	WI 7	WI 7	TR	124121	510033	28873	521172	28846	1,839
4/2014	WI 7	WI 7	TR	124121	510033	28873	521250	28841	385
4/2014	WI 7	WI 7	TR	124121	510033	28873	521266	28702	183
4/2014	WI 7	WI 7	TR	124121	510033	28873	521314	28661	1,532
4/2014	WI 7	WI 7	TR	124121	510033	28873	521650	269472	44
4/2014	WI 7	WI 7	TR	124121	510033	28873	523032	384134	37
4/2014	WI 7	WI 7	TR	124121	510033	28873	523034	384136	99
4/2014	WI 7	WI 7	TR	124124	510006	28808	521172	28846	326
4/2014	WI 7	WI 7	TR	124124	510006	28808	521252	28779	6
4/2014	WI 7	WI 7	TR	124124	510006	28808	521784	28720	92
4/2014	WI 7	WI 7	TR	124124	510006	28808	523041	395460	22
4/2014	WI 7	WI 7	TR	124124	510033	28873	521168	28834	5
4/2014	WI 7	WI 7	TR	124124	510033	28873	521172	28846	367
4/2014	WI 7	WI 7	TR	124124	510033	28873	521174	28778	8
4/2014	WI 7	WI 7	TR	124124	510033	28873	521176	28859	3
4/2014	WI 7	WI 7	TR	124124	510033	28873	521180	28875	3
4/2014	WI 7	WI 7	TR	124124	510033	28873	521190	28825	3
4/2014	WI 7	WI 7	TR	124124	510033	28873	521198	28782	3
4/2014	WI 7	WI 7	TR	124124	510033	28873	521200	28679	1
4/2014	WI 7	WI 7	TR	124124	510033	28873	521218	28865	3
4/2014	WI 7	WI 7	TR	124124	510033	28873	521240	28759	4
4/2014	WI 7	WI 7	TR	124124	510033	28873	521246	28844	8
4/2014	WI 7	WI 7	TR	124124	510033	28873	521252	28779	157
4/2014	WI 7	WI 7	TR	124124	510033	28873	521260	36867	15
4/2014	WI 7	WI 7	TR	124124	510033	28873	521266	28702	4
4/2014	WI 7	WI 7	TR	124124	510033	28873	521298	28736	8
4/2014	WI 7	WI 7	TR	124124	510033	28873	521314	28661	25
4/2014	WI 7	WI 7	TR	124124	510033	28873	521316	28831	5

ANR Pipeline Company Transportation Services Fuel By Route Analysis

VASCR351

Reporting Year: *January - December 2014*
 Production Period: **04/2014**

<u>Production Period</u>	<u>Receipt Segment</u>	<u>Delivery Segment</u>	<u>Service Class</u>	<u>Svc Req Contract</u>	<u>Receipt Location</u>	<u>Receipt Loc Prop</u>	<u>Delivery Location</u>	<u>Delivery Loc Prop</u>	<u>Fuel Quantity</u>
4/2014	W1 7	W1 7	TR	124124	510033	28873	521322	28868	4
4/2014	W1 7	W1 7	TR	124124	510033	28873	521324	28794	3
4/2014	W1 7	W1 7	TR	124124	510033	28873	521336	28738	28
4/2014	W1 7	W1 7	TR	124124	510033	28873	521358	28776	3
4/2014	W1 7	W1 7	TR	124124	510033	28873	521374	28662	5
4/2014	W1 7	W1 7	TR	124124	510033	28873	521784	28720	285
4/2014	W1 7	W1 7	TR	124124	510033	28873	521814	36934	35
4/2014	W1 7	W1 7	TR	124124	510033	28873	523041	395460	55
4/2014	W1 7	W1 7	TR	124143	510006	28808	521252	28779	3
4/2014	W1 7	W1 7	TR	124143	510006	28808	521288	28670	1
4/2014	W1 7	W1 7	TR	124237	510033	28873	521252	28779	90
4/2014	W1 7	W1 7	TR	124237	510033	28873	521784	28720	102
4/2014	W1 7	W1 7	TR	124373	510006	28808	521012	40226	32
4/2014	W1 7	W1 7	TR	124373	510006	28808	521034	183670	207
4/2014	W1 7	W1 7	TR	124373	510006	28808	521172	28846	170
4/2014	W1 7	W1 7	TR	124373	510006	28808	521176	28859	91
4/2014	W1 7	W1 7	TR	124373	510006	28808	521180	28875	8
4/2014	W1 7	W1 7	TR	124373	510006	28808	521188	28862	138
4/2014	W1 7	W1 7	TR	124373	510006	28808	521198	28782	6
4/2014	W1 7	W1 7	TR	124373	510006	28808	521210	28828	12
4/2014	W1 7	W1 7	TR	124373	510006	28808	521240	28759	6
4/2014	W1 7	W1 7	TR	124373	510006	28808	521246	28844	118
4/2014	W1 7	W1 7	TR	124373	510006	28808	521314	28661	1,194
4/2014	W1 7	W1 7	TR	124373	510006	28808	521394	36936	112
4/2014	W1 7	W1 7	TR	124373	510006	28808	521676	100052	434
4/2014	W1 7	W1 7	TR	124467	510041	11661	523034	384136	138
4/2014	W1 7	W1 7	TR	124469	510006	28808	521654	284917	22
4/2014	W1 7	W1 7	TR	124469	510006	28808	523032	384134	34
4/2014	W1 7	W1 7	TR	124469	521650	269472	521172	28846	28
4/2014	W1 7	W1 7	TR	124469	521650	269472	521250	28841	28
4/2014	W1 7	W1 7	TR	124579	510006	28808	521172	28846	23
4/2014	W1 7	W1 7	TR	124579	510006	28808	521650	269472	13
4/2014	W1 7	W1 7	TR	124579	510006	28808	521654	284917	1

ANR Pipeline Company Transportation Services Fuel By Route Analysis

VASCR351

Reporting Year: *January - December 2014*
 Production Period: **05/2014**

<u>Production Period</u>	<u>Receipt Segment</u>	<u>Delivery Segment</u>	<u>Service Class</u>	<u>Svc Req Contract</u>	<u>Receipt Location</u>	<u>Receipt Loc Prop</u>	<u>Delivery Location</u>	<u>Delivery Loc Prop</u>	<u>Fuel Quantity</u>
5/2014	ME 2	ME 2	TR	104491	513084	803184	521982	283195	61
5/2014	ME 2	ME 2	TR	114655	505226	153719	521044	261572	45
5/2014	ME 2	ME 2	TR	123706	513084	803184	521668	22975	254
5/2014	ME 2	ME 2	TS	123388	513084	803184	505126	267228	313
	Segment								673
5/2014	ME 2	ME 3	TR	108031	513084	803184	521688	153708	566
5/2014	ME 2	ME 3	TR	111963	513084	803184	521626	40184	5,071
5/2014	ME 2	ME 3	TR	116740	513062	490940	523038	398767	755
5/2014	ME 2	ME 3	TR	123138	513090	927982	520005	15672	155
5/2014	ME 2	ME 3	TR	123138	513090	927982	520027	295956	856
5/2014	ME 2	ME 3	TR	123138	513090	927982	521010	40186	1,549
5/2014	ME 2	ME 3	TR	123138	513090	927982	521032	138747	114
5/2014	ME 2	ME 3	TR	123138	513090	927982	521530	4274	28
5/2014	ME 2	ME 3	TR	124121	513084	803184	521010	40186	25
5/2014	ME 2	ME 3	TR	124121	513084	803184	521620	16118	5,921
5/2014	ME 2	ME 3	TR	124129	513084	803184	520005	15672	317
5/2014	ME 2	ME 3	TR	124133	513084	803184	520005	15672	41
5/2014	ME 2	ME 3	TR	124133	513084	803184	521092	4475	1,016
5/2014	ME 2	ME 3	TR	124133	513084	803184	521528	4351	16
5/2014	ME 2	ME 3	TR	124133	513084	803184	521534	138745	16
5/2014	ME 2	ME 3	TR	124133	513084	803184	521620	16118	186
5/2014	ME 2	ME 3	TR	124133	513090	927982	520005	15672	90
5/2014	ME 2	ME 3	TR	124180	513084	803184	520005	15672	286
5/2014	ME 2	ME 3	TR	124186	513084	803184	520027	295956	24
5/2014	ME 2	ME 3	TR	124186	513084	803184	521092	4475	33
5/2014	ME 2	ME 3	TR	124206	513084	803184	521552	16265	78
5/2014	ME 2	ME 3	TR	124300	513084	803184	521626	40184	31
5/2014	ME 2	ME 3	TR	124415	505233	154017	521626	40184	30
5/2014	ME 2	ME 3	TR	124525	505233	154017	521626	40184	30
5/2014	ME 2	ME 3	TR	124560	505233	154017	521626	40184	90
5/2014	ME 2	ME 3	TR	124637	513084	803184	521092	4475	27
5/2014	ME 2	ME 3	TR	124669	505233	154017	521620	16118	81
5/2014	ME 2	ME 3	TR	124669	513083	803183	521620	16118	335

ANR Pipeline Company Transportation Services Fuel By Route Analysis

VASCR351

Reporting Year: *January - December 2014*
 Production Period: **05/2014**

<u>Production Period</u>	<u>Receipt Segment</u>	<u>Delivery Segment</u>	<u>Service Class</u>	<u>Svc Req Contract</u>	<u>Receipt Location</u>	<u>Receipt Loc Prop</u>	<u>Delivery Location</u>	<u>Delivery Loc Prop</u>	<u>Fuel Quantity</u>
5/2014	ME 2	ME 3	TR	124669	513084	803184	521620	16118	863
5/2014	ME 2	ME 3	TS	109138	513084	803184	505011	139239	902
5/2014	ME 2	ME 3	TS	109190	513084	803184	505009	139237	369
	Segment								19,901
5/2014	ME 2	MI 7	TR	820	513084	803184	505038	153808	2,575
5/2014	ME 2	MI 7	TR	820	513084	803184	521690	40892	14
5/2014	ME 2	MI 7	TR	106308	521594	20666	505038	153808	200
5/2014	ME 2	MI 7	TR	110024	513084	803184	505038	153808	3,921
5/2014	ME 2	MI 7	TR	110024	513084	803184	521118	11578	7,271
5/2014	ME 2	MI 7	TR	111313	513084	803184	505038	153808	4,448
5/2014	ME 2	MI 7	TR	111963	513084	803184	521116	42078	66
5/2014	ME 2	MI 7	TR	113650	513084	803184	521116	42078	2,585
5/2014	ME 2	MI 7	TR	113650	513084	803184	521932	138744	5,170
5/2014	ME 2	MI 7	TR	115942	513084	803184	521102	11674	592
5/2014	ME 2	MI 7	TR	115942	513084	803184	521106	11747	592
5/2014	ME 2	MI 7	TR	115942	513084	803184	521116	42078	1,110
5/2014	ME 2	MI 7	TR	118249	513084	803184	505038	153808	45
5/2014	ME 2	MI 7	TR	118249	513084	803184	521008	11616	4,048
5/2014	ME 2	MI 7	TR	118903	513084	803184	521116	42078	313
5/2014	ME 2	MI 7	TR	118903	513090	927982	521116	42078	13,143
5/2014	ME 2	MI 7	TR	120144	513083	803183	521116	42078	21
5/2014	ME 2	MI 7	TR	120144	513084	803184	521074	40470	25
5/2014	ME 2	MI 7	TR	120144	513084	803184	521080	138675	2
5/2014	ME 2	MI 7	TR	120144	513084	803184	521116	42078	30
5/2014	ME 2	MI 7	TR	120144	513084	803184	521118	11578	59
5/2014	ME 2	MI 7	TR	120144	513084	803184	521122	11751	5
5/2014	ME 2	MI 7	TR	120144	513084	803184	521124	11562	6
5/2014	ME 2	MI 7	TR	120144	513084	803184	521138	11680	44
5/2014	ME 2	MI 7	TR	120144	513084	803184	521142	40477	41
5/2014	ME 2	MI 7	TR	120144	513084	803184	521144	11580	32
5/2014	ME 2	MI 7	TR	120144	513084	803184	521146	11785	12
5/2014	ME 2	MI 7	TR	120144	513084	803184	521162	11748	30
5/2014	ME 2	MI 7	TR	120144	513084	803184	521670	40468	91

ANR Pipeline Company Transportation Services Fuel By Route Analysis

VASCR351

Reporting Year: *January - December 2014*
 Production Period: **05/2014**

<u>Production Period</u>	<u>Receipt Segment</u>	<u>Delivery Segment</u>	<u>Service Class</u>	<u>Svc Req Contract</u>	<u>Receipt Location</u>	<u>Receipt Loc Prop</u>	<u>Delivery Location</u>	<u>Delivery Loc Prop</u>	<u>Fuel Quantity</u>
5/2014	ME 2	MI 7	TR	120144	513084	803184	521962	139401	21
5/2014	ME 2	MI 7	TR	120144	513084	803184	523052	467243	60
5/2014	ME 2	MI 7	TR	121893	513084	803184	505038	153808	2,914
5/2014	ME 2	MI 7	TR	123138	513090	927982	505038	153808	1,129
5/2014	ME 2	MI 7	TR	123566	513083	803183	521588	40481	96
5/2014	ME 2	MI 7	TR	124023	513084	803184	505038	153808	7,285
5/2014	ME 2	MI 7	TR	124076	513084	803184	505038	153808	653
5/2014	ME 2	MI 7	TR	124076	513084	803184	521116	42078	2,645
5/2014	ME 2	MI 7	TR	124076	513084	803184	521690	40892	3,858
5/2014	ME 2	MI 7	TR	124076	513084	803184	523008	312117	1,058
5/2014	ME 2	MI 7	TR	124121	513066	702777	521690	40892	244
5/2014	ME 2	MI 7	TR	124121	513084	803184	505038	153808	856
5/2014	ME 2	MI 7	TR	124121	513084	803184	521030	282436	129
5/2014	ME 2	MI 7	TR	124121	513084	803184	521116	42078	4,924
5/2014	ME 2	MI 7	TR	124121	513084	803184	521622	110850	4,329
5/2014	ME 2	MI 7	TR	124121	513084	803184	521690	40892	8,680
5/2014	ME 2	MI 7	TR	124121	513084	803184	523008	312117	457
5/2014	ME 2	MI 7	TR	124122	513066	702777	521116	42078	5,875
5/2014	ME 2	MI 7	TR	124124	513084	803184	505038	153808	650
5/2014	ME 2	MI 7	TR	124124	513084	803184	521074	40470	860
5/2014	ME 2	MI 7	TR	124128	513084	803184	505038	153808	360
5/2014	ME 2	MI 7	TR	124128	513084	803184	521116	42078	1,096
5/2014	ME 2	MI 7	TR	124128	513084	803184	521634	11566	918
5/2014	ME 2	MI 7	TR	124128	513084	803184	521690	40892	2,338
5/2014	ME 2	MI 7	TR	124129	513084	803184	521116	42078	7,070
5/2014	ME 2	MI 7	TR	124133	513084	803184	505038	153808	72
5/2014	ME 2	MI 7	TR	124133	513084	803184	521116	42078	967
5/2014	ME 2	MI 7	TR	124133	513084	803184	521622	110850	310
5/2014	ME 2	MI 7	TR	124133	513090	927982	521116	42078	1,995
5/2014	ME 2	MI 7	TR	124134	513084	803184	505038	153808	1,311
5/2014	ME 2	MI 7	TR	124134	513084	803184	505108	243097	48
5/2014	ME 2	MI 7	TR	124134	513084	803184	521116	42078	6,105
5/2014	ME 2	MI 7	TR	124135	513084	803184	521116	42078	10,830

**ANR Pipeline Company
 Transportation Services
 Fuel By Route Analysis**
VASCR351

 Reporting Year: *January - December 2014*
 Production Period: **05/2014**

<u>Production Period</u>	<u>Receipt Segment</u>	<u>Delivery Segment</u>	<u>Service Class</u>	<u>Svc Req Contract</u>	<u>Receipt Location</u>	<u>Receipt Loc Prop</u>	<u>Delivery Location</u>	<u>Delivery Loc Prop</u>	<u>Fuel Quantity</u>
5/2014	ME 2	MI 7	TR	124135	513084	803184	521932	138744	361
5/2014	ME 2	MI 7	TR	124136	513084	803184	521116	42078	10,168
5/2014	ME 2	MI 7	TR	124180	513084	803184	505038	153808	6
5/2014	ME 2	MI 7	TR	124180	513084	803184	521016	4196	120
5/2014	ME 2	MI 7	TR	124180	513084	803184	521116	42078	21,663
5/2014	ME 2	MI 7	TR	124180	513084	803184	521932	138744	232
5/2014	ME 2	MI 7	TR	124206	513084	803184	505020	139252	78
5/2014	ME 2	MI 7	TR	124288	513084	803184	521948	4492	31
5/2014	ME 2	MI 7	TR	124298	513084	803184	521948	4492	31
5/2014	ME 2	MI 7	TR	124301	513084	803184	505038	153808	184
5/2014	ME 2	MI 7	TR	124302	513084	803184	505038	153808	64
5/2014	ME 2	MI 7	TR	124303	513084	803184	521932	138744	310
5/2014	ME 2	MI 7	TR	124416	505233	154017	505038	153808	90
5/2014	ME 2	MI 7	TR	124417	505233	154017	505038	153808	30
5/2014	ME 2	MI 7	TR	124418	505233	154017	521932	138744	90
5/2014	ME 2	MI 7	TR	124523	505233	154017	505038	153808	30
5/2014	ME 2	MI 7	TR	124526	505233	154017	521932	138744	60
5/2014	ME 2	MI 7	TR	124527	505233	154017	505038	153808	60
5/2014	ME 2	MI 7	TR	124528	505233	154017	505038	153808	30
5/2014	ME 2	MI 7	TR	124561	505233	154017	505038	153808	90
5/2014	ME 2	MI 7	TR	124562	505233	154017	521932	138744	60
5/2014	ME 2	MI 7	TR	124563	505233	154017	505038	153808	30
5/2014	ME 2	MI 7	TR	124616	505233	154017	505038	153808	120
5/2014	ME 2	MI 7	TR	124618	505233	154017	521932	138744	30
5/2014	ME 2	MI 7	TR	124657	513084	803184	505017	139249	849
5/2014	ME 2	MI 7	TR	124657	513084	803184	505038	153808	3,352
5/2014	ME 2	MI 7	TR	124657	513084	803184	521014	153852	11,054
5/2014	ME 2	MI 7	TR	124657	513084	803184	521116	42078	288
5/2014	ME 2	MI 7	TR	124657	513084	803184	521144	11580	183
5/2014	ME 2	MI 7	TR	124657	513084	803184	521634	11566	519
5/2014	ME 2	MI 7	TR	124657	513084	803184	521690	40892	332
5/2014	ME 2	MI 7	TR	124657	513084	803184	521932	138744	88
5/2014	ME 2	MI 7	TR	124657	513084	803184	521948	4492	12

**ANR Pipeline Company
 Transportation Services
 Fuel By Route Analysis**

VASCR351

Reporting Year: *January - December 2014*
 Production Period: **05/2014**

<u>Production Period</u>	<u>Receipt Segment</u>	<u>Delivery Segment</u>	<u>Service Class</u>	<u>Svc Req Contract</u>	<u>Receipt Location</u>	<u>Receipt Loc Prop</u>	<u>Delivery Location</u>	<u>Delivery Loc Prop</u>	<u>Fuel Quantity</u>
Segment									
177,279									
5/2014	ME 2	WI 7	TR	820	513084	803184	505025	139257	1,100
5/2014	ME 2	WI 7	TR	120144	513084	803184	521288	28670	7
5/2014	ME 2	WI 7	TR	120144	513084	803184	521610	261574	5
5/2014	ME 2	WI 7	TR	124121	513084	803184	521654	284917	193
Segment									
1,305									
5/2014	ME 3	ME 3	TR	110505	513085	742252	520005	15672	635
5/2014	ME 3	ME 3	TR	110505	513085	742252	520018	22986	5
5/2014	ME 3	ME 3	TR	110505	513085	742252	520027	295956	752
5/2014	ME 3	ME 3	TR	110506	513085	742252	520005	15672	1,569
5/2014	ME 3	ME 3	TR	110506	513085	742252	520027	295956	26
5/2014	ME 3	ME 3	TR	110507	513085	742252	520005	15672	1,992
5/2014	ME 3	ME 3	TR	110507	513085	742252	520018	22986	1,218
5/2014	ME 3	ME 3	TR	110507	513085	742252	520027	295956	10
5/2014	ME 3	ME 3	TR	110507	513085	742252	521552	16265	115
5/2014	ME 3	ME 3	TR	110884	513085	742252	521620	16118	8,084
5/2014	ME 3	ME 3	TR	110885	513085	742252	505564	1389346	1,297
5/2014	ME 3	ME 3	TR	110885	513085	742252	520018	22986	645
5/2014	ME 3	ME 3	TR	110885	513085	742252	520027	295956	188
5/2014	ME 3	ME 3	TR	110885	513085	742252	521010	40186	146
5/2014	ME 3	ME 3	TR	110885	513085	742252	521528	4351	589
5/2014	ME 3	ME 3	TR	110885	513085	742252	521534	138745	17
5/2014	ME 3	ME 3	TR	110885	513085	742252	521572	40455	594
5/2014	ME 3	ME 3	TR	110885	513085	742252	521576	40189	29
5/2014	ME 3	ME 3	TR	110885	513085	742252	521620	16118	17
5/2014	ME 3	ME 3	TR	110885	513085	742252	521626	40184	992
5/2014	ME 3	ME 3	TR	110889	513085	742252	521010	40186	70
5/2014	ME 3	ME 3	TR	113877	513085	742252	521010	40186	28
5/2014	ME 3	ME 3	TR	113877	513085	742252	521528	4351	34
5/2014	ME 3	ME 3	TR	113877	513085	742252	521534	138745	22
5/2014	ME 3	ME 3	TR	115126	505227	153721	505564	1389346	17
5/2014	ME 3	ME 3	TR	116740	505227	153721	523038	398767	151

ANR Pipeline Company Transportation Services Fuel By Route Analysis

VASCR351

Reporting Year: *January - December 2014*
Production Period: **05/2014**

<u>Production Period</u>	<u>Receipt Segment</u>	<u>Delivery Segment</u>	<u>Service Class</u>	<u>Svc Req Contract</u>	<u>Receipt Location</u>	<u>Receipt Loc Prop</u>	<u>Delivery Location</u>	<u>Delivery Loc Prop</u>	<u>Fuel Quantity</u>
5/2014	ME 3	ME 3	TR	118863	505227	153721	521986	277052	293
5/2014	ME 3	ME 3	TR	118863	513085	742252	521986	277052	23
5/2014	ME 3	ME 3	TR	120104	510038	48639	521010	40186	3
5/2014	ME 3	ME 3	TR	120815	505227	153721	523006	314730	3
5/2014	ME 3	ME 3	TR	121075	510038	48639	521620	16118	126
5/2014	ME 3	ME 3	TR	121075	513085	742252	521620	16118	672
5/2014	ME 3	ME 3	TR	123138	510008	38224	521010	40186	269
5/2014	ME 3	ME 3	TR	123138	510008	38224	521530	4274	5
5/2014	ME 3	ME 3	TR	124186	513085	742252	520027	295956	158
5/2014	ME 3	ME 3	TR	124186	513085	742252	521092	4475	147
5/2014	ME 3	ME 3	TR	124681	513085	742252	521572	40455	59
5/2014	ME 3	ME 3	TR	124682	513085	742252	521572	40455	59
5/2014	ME 3	ME 3	TR	124693	513125	1387755	520005	15672	55
Segment									21,114
5/2014	ME 3	MI 7	TR	1700	505008	139236	505038	153808	169
5/2014	ME 3	MI 7	TR	15400	505032	139374	505038	153808	226
5/2014	ME 3	MI 7	TR	109718	510008	38224	505038	153808	10,013
5/2014	ME 3	MI 7	TR	110884	513085	742252	521116	42078	2
5/2014	ME 3	MI 7	TR	110885	513085	742252	505038	153808	192
5/2014	ME 3	MI 7	TR	110885	513085	742252	521008	11616	25
5/2014	ME 3	MI 7	TR	110885	513085	742252	521116	42078	15,572
5/2014	ME 3	MI 7	TR	110885	513085	742252	521118	11578	50
5/2014	ME 3	MI 7	TR	110885	513085	742252	521622	110850	2
5/2014	ME 3	MI 7	TR	110885	513085	742252	521634	11566	414
5/2014	ME 3	MI 7	TR	110885	513085	742252	521962	139401	79
5/2014	ME 3	MI 7	TR	110889	513085	742252	521074	40470	102
5/2014	ME 3	MI 7	TR	110889	513085	742252	521116	42078	1,861
5/2014	ME 3	MI 7	TR	110889	513085	742252	521138	11680	108
5/2014	ME 3	MI 7	TR	110889	513085	742252	521144	11580	4
5/2014	ME 3	MI 7	TR	110889	513085	742252	521146	11785	4
5/2014	ME 3	MI 7	TR	110889	513085	742252	521670	40468	57
5/2014	ME 3	MI 7	TR	110889	513085	742252	521962	139401	174
5/2014	ME 3	MI 7	TR	111288	505007	139235	505038	153808	15

**ANR Pipeline Company
 Transportation Services
 Fuel By Route Analysis**

VASCR351

Reporting Year: *January - December 2014*
 Production Period: **05/2014**

<u>Production Period</u>	<u>Receipt Segment</u>	<u>Delivery Segment</u>	<u>Service Class</u>	<u>Svc Req Contract</u>	<u>Receipt Location</u>	<u>Receipt Loc Prop</u>	<u>Delivery Location</u>	<u>Delivery Loc Prop</u>	<u>Fuel Quantity</u>
5/2014	ME 3	MI 7	TR	111928	513085	742252	521008	11616	487
5/2014	ME 3	MI 7	TR	111928	513085	742252	521116	42078	2,763
5/2014	ME 3	MI 7	TR	111928	513085	742252	521690	40892	678
5/2014	ME 3	MI 7	TR	111928	513085	742252	521948	4492	15
5/2014	ME 3	MI 7	TR	111928	513085	742252	521962	139401	48
5/2014	ME 3	MI 7	TR	113877	513085	742252	521634	11566	194
5/2014	ME 3	MI 7	TR	113877	513085	742252	521670	40468	10
5/2014	ME 3	MI 7	TR	113877	513085	742252	521690	40892	4
5/2014	ME 3	MI 7	TR	113878	513085	742252	521634	11566	439
5/2014	ME 3	MI 7	TR	113880	513085	742252	521634	11566	352
5/2014	ME 3	MI 7	TR	113884	513085	742252	521118	11578	64
5/2014	ME 3	MI 7	TR	113884	513085	742252	521634	11566	586
5/2014	ME 3	MI 7	TR	113884	513085	742252	521670	40468	35
5/2014	ME 3	MI 7	TR	113884	513085	742252	521690	40892	19
5/2014	ME 3	MI 7	TR	113886	513085	742252	521634	11566	205
5/2014	ME 3	MI 7	TR	113904	513085	742252	521634	11566	235
5/2014	ME 3	MI 7	TR	113915	513085	742252	521634	11566	381
5/2014	ME 3	MI 7	TR	113919	513085	742252	521634	11566	352
5/2014	ME 3	MI 7	TR	113922	513085	742252	521634	11566	1,231
5/2014	ME 3	MI 7	TR	113930	513085	742252	521634	11566	381
5/2014	ME 3	MI 7	TR	113933	513085	742252	521634	11566	235
5/2014	ME 3	MI 7	TR	113936	513085	742252	521634	11566	176
5/2014	ME 3	MI 7	TR	113937	513085	742252	521634	11566	411
5/2014	ME 3	MI 7	TR	113944	513085	742252	521634	11566	323
5/2014	ME 3	MI 7	TR	113945	513085	742252	521634	11566	411
5/2014	ME 3	MI 7	TR	113976	513085	742252	521634	11566	264
5/2014	ME 3	MI 7	TR	113987	513085	742252	521634	11566	1,408
5/2014	ME 3	MI 7	TR	114015	513085	742252	521634	11566	469
5/2014	ME 3	MI 7	TR	118903	513085	742252	521116	42078	15,671
5/2014	ME 3	MI 7	TR	120903	513085	742252	523008	312117	686
5/2014	ME 3	MI 7	TR	121075	513085	742252	521690	40892	316
5/2014	ME 3	MI 7	TR	123138	505012	139240	505038	153808	951
5/2014	ME 3	MI 7	TR	123138	510008	38224	505038	153808	5,738

ANR Pipeline Company Transportation Services Fuel By Route Analysis

VASCR351

Reporting Year: *January - December 2014*
 Production Period: **05/2014**

<u>Production Period</u>	<u>Receipt Segment</u>	<u>Delivery Segment</u>	<u>Service Class</u>	<u>Svc Req Contract</u>	<u>Receipt Location</u>	<u>Receipt Loc Prop</u>	<u>Delivery Location</u>	<u>Delivery Loc Prop</u>	<u>Fuel Quantity</u>
5/2014	ME 3	MI 7	TR	124050	510009	138660	505038	153808	501
5/2014	ME 3	MI 7	TR	124050	513085	742252	505038	153808	637
5/2014	ME 3	MI 7	TR	124050	513085	742252	521008	11616	222
5/2014	ME 3	MI 7	TR	124050	513085	742252	521116	42078	1,110
5/2014	ME 3	MI 7	TR	124050	513085	742252	521118	11578	158
5/2014	ME 3	MI 7	TR	124050	513085	742252	521634	11566	1,220
5/2014	ME 3	MI 7	TR	124054	513085	742252	505038	153808	5,788
5/2014	ME 3	MI 7	TR	124054	513085	742252	511136	277072	120
5/2014	ME 3	MI 7	TR	124054	513085	742252	521008	11616	10
5/2014	ME 3	MI 7	TR	124054	513085	742252	521116	42078	12,085
5/2014	ME 3	MI 7	TR	124054	513085	742252	521634	11566	995
5/2014	ME 3	MI 7	TR	124077	513085	742252	505038	153808	222
5/2014	ME 3	MI 7	TR	124077	513085	742252	521116	42078	156
5/2014	ME 3	MI 7	TR	124077	513085	742252	521634	11566	976
5/2014	ME 3	MI 7	TR	124133	510008	38224	521116	42078	68
5/2014	ME 3	MI 7	TR	124146	513085	742252	505038	153808	17
5/2014	ME 3	MI 7	TR	124186	513085	742252	521932	138744	1
5/2014	ME 3	MI 7	TR	124278	513085	742252	521116	42078	4,576
5/2014	ME 3	MI 7	TR	124442	513085	742252	521932	138744	1
5/2014	ME 3	MI 7	TR	124693	513125	1387755	505038	153808	148
5/2014	ME 3	MI 7	TR	124693	513125	1387755	521014	153852	2,148
5/2014	ME 3	MI 7	TR	124693	513125	1387755	521116	42078	15,517
5/2014	ME 3	MI 7	TR	124693	513125	1387755	521604	150409	1,032
5/2014	ME 3	MI 7	TR	124693	513125	1387755	521962	139401	708
5/2014	ME 3	MI 7	TR	124694	513125	1387755	505038	153808	5,899
5/2014	ME 3	MI 7	TR	124694	513125	1387755	521690	40892	7,610
5/2014	ME 3	MI 7	TR	124694	513125	1387755	523008	312117	1,242
5/2014	ME 3	MI 7	TR	124695	513125	1387755	505038	153808	4,401
5/2014	ME 3	MI 7	TR	124695	513125	1387755	521008	11616	4,898
5/2014	ME 3	MI 7	TR	124695	513125	1387755	521116	42078	1,675
5/2014	ME 3	MI 7	TR	124695	513125	1387755	521118	11578	442
5/2014	ME 3	MI 7	TR	124695	513125	1387755	521122	11751	215
5/2014	ME 3	MI 7	TR	124695	513125	1387755	521124	11562	136

ANR Pipeline Company Transportation Services Fuel By Route Analysis

VASCR351

Reporting Year: *January - December 2014*
 Production Period: **05/2014**

<u>Production Period</u>	<u>Receipt Segment</u>	<u>Delivery Segment</u>	<u>Service Class</u>	<u>Svc Req Contract</u>	<u>Receipt Location</u>	<u>Receipt Loc Prop</u>	<u>Delivery Location</u>	<u>Delivery Loc Prop</u>	<u>Fuel Quantity</u>
5/2014	ME 3	MI 7	TR	124695	513125	1387755	521138	11680	191
5/2014	ME 3	MI 7	TR	124695	513125	1387755	521142	40477	272
5/2014	ME 3	MI 7	TR	124695	513125	1387755	521144	11580	303
5/2014	ME 3	MI 7	TR	124695	513125	1387755	521146	11785	62
5/2014	ME 3	MI 7	TR	124695	513125	1387755	521152	11589	272
5/2014	ME 3	MI 7	TR	124695	513125	1387755	521160	11590	327
5/2014	ME 3	MI 7	TR	124695	513125	1387755	521670	40468	337
5/2014	ME 3	MI 7	TR	124695	513125	1387755	523008	312117	185
5/2014	ME 3	MI 7	TR	124695	513125	1387755	523052	467243	248
5/2014	ME 3	MI 7	TS	120642	505563	1389347	505038	153808	67
Segment									141,805
5/2014	ME 3	WI 7	TR	124050	513085	742252	521172	28846	18
5/2014	ME 3	WI 7	TR	124054	513085	742252	521654	284917	121
5/2014	ME 3	WI 7	TR	124054	513085	742252	521786	28798	249
5/2014	ME 3	WI 7	TR	124054	513085	742252	523032	384134	159
5/2014	ME 3	WI 7	TR	124054	513085	742252	523034	384136	696
Segment									1,243
5/2014	MI 7	ME 3	TR	109956	511136	277072	521638	153767	558
5/2014	MI 7	ME 3	TR	111288	505038	153808	505007	139235	30
5/2014	MI 7	ME 3	TR	112835	511136	277072	520018	22986	30
5/2014	MI 7	ME 3	TR	112835	511136	277072	520027	295956	1
5/2014	MI 7	ME 3	TR	112835	511136	277072	521010	40186	1,361
5/2014	MI 7	ME 3	TR	112835	511136	277072	521540	4223	59
5/2014	MI 7	ME 3	TR	112835	511136	277072	521552	16265	41
5/2014	MI 7	ME 3	TR	112835	511136	277072	521626	40184	102
5/2014	MI 7	ME 3	TR	122029	511136	277072	521626	40184	2,714
5/2014	MI 7	ME 3	TR	123138	505038	153808	505012	139240	289
5/2014	MI 7	ME 3	TR	123269	510005	246067	521638	153767	7
5/2014	MI 7	ME 3	TR	124050	505038	153808	521010	40186	155
5/2014	MI 7	ME 3	TR	124050	505038	153808	521626	40184	69
5/2014	MI 7	ME 3	TR	124584	511136	277072	521638	153767	164
5/2014	MI 7	ME 3	TS	109138	505038	153808	505011	139239	8

**ANR Pipeline Company
 Transportation Services
 Fuel By Route Analysis**
VASCR351

 Reporting Year: *January - December 2014*
 Production Period: **05/2014**

<u>Production Period</u>	<u>Receipt Segment</u>	<u>Delivery Segment</u>	<u>Service Class</u>	<u>Svc Req Contract</u>	<u>Receipt Location</u>	<u>Receipt Loc Prop</u>	<u>Delivery Location</u>	<u>Delivery Loc Prop</u>	<u>Fuel Quantity</u>
5/2014	MI 7	ME 3	TS	120642	505038	153808	505563	1389347	12
	Segment								5,600
5/2014	MI 7	MI 7	TR	107895	511136	277072	505038	153808	382
5/2014	MI 7	MI 7	TR	107895	511136	277072	521008	11616	191
5/2014	MI 7	MI 7	TR	107899	511136	277072	505038	153808	67
5/2014	MI 7	MI 7	TR	108179	505108	243097	505038	153808	91
5/2014	MI 7	MI 7	TR	109014	505038	153808	505131	295958	437
5/2014	MI 7	MI 7	TR	109014	505131	295958	505038	153808	4,152
5/2014	MI 7	MI 7	TR	109024	510005	246067	505038	153808	5,527
5/2014	MI 7	MI 7	TR	109212	510005	246067	505038	153808	248
5/2014	MI 7	MI 7	TR	109212	511136	277072	505038	153808	1,500
5/2014	MI 7	MI 7	TR	109223	511136	277072	505038	153808	1,648
5/2014	MI 7	MI 7	TR	109511	511144	48642	505038	153808	1,877
5/2014	MI 7	MI 7	TR	109595	505038	153808	505019	139251	164
5/2014	MI 7	MI 7	TR	110019	505038	153808	505018	139250	556
5/2014	MI 7	MI 7	TR	110024	505038	153808	521122	11751	588
5/2014	MI 7	MI 7	TR	110024	521122	11751	505038	153808	62
5/2014	MI 7	MI 7	TR	110885	505038	153808	521008	11616	457
5/2014	MI 7	MI 7	TR	110885	505038	153808	521142	40477	1
5/2014	MI 7	MI 7	TR	110885	505038	153808	521634	11566	82
5/2014	MI 7	MI 7	TR	110885	505038	153808	521690	40892	235
5/2014	MI 7	MI 7	TR	110885	505108	243097	505038	153808	164
5/2014	MI 7	MI 7	TR	110885	505108	243097	521116	42078	45
5/2014	MI 7	MI 7	TR	110885	505108	243097	521142	40477	45
5/2014	MI 7	MI 7	TR	110885	505108	243097	521634	11566	1,677
5/2014	MI 7	MI 7	TR	110885	505108	243097	521690	40892	88
5/2014	MI 7	MI 7	TR	110885	505108	243097	521948	4492	1
5/2014	MI 7	MI 7	TR	110885	511136	277072	505038	153808	53
5/2014	MI 7	MI 7	TR	110885	511136	277072	521118	11578	11
5/2014	MI 7	MI 7	TR	110885	511136	277072	521634	11566	334
5/2014	MI 7	MI 7	TR	111310	505038	153808	505028	139366	223
5/2014	MI 7	MI 7	TR	111493	511144	48642	505033	139382	1,544
5/2014	MI 7	MI 7	TR	111813	511136	277072	505038	153808	1,860

ANR Pipeline Company Transportation Services Fuel By Route Analysis

VASCR351

Reporting Year: *January - December 2014*
Production Period: **05/2014**

<u>Production Period</u>	<u>Receipt Segment</u>	<u>Delivery Segment</u>	<u>Service Class</u>	<u>Svc Req Contract</u>	<u>Receipt Location</u>	<u>Receipt Loc Prop</u>	<u>Delivery Location</u>	<u>Delivery Loc Prop</u>	<u>Fuel Quantity</u>
5/2014	MI 7	MI 7	TR	111910	505038	153808	505108	243097	4
5/2014	MI 7	MI 7	TR	111910	505038	153808	521116	42078	21
5/2014	MI 7	MI 7	TR	111910	505038	153808	521124	11562	6
5/2014	MI 7	MI 7	TR	111910	505038	153808	521690	40892	12
5/2014	MI 7	MI 7	TR	111910	511136	277072	521116	42078	243
5/2014	MI 7	MI 7	TR	111910	511136	277072	521124	11562	242
5/2014	MI 7	MI 7	TR	111910	511136	277072	521634	11566	505
5/2014	MI 7	MI 7	TR	111910	511136	277072	521690	40892	188
5/2014	MI 7	MI 7	TR	111928	505108	243097	521008	11616	117
5/2014	MI 7	MI 7	TR	111928	505108	243097	521116	42078	166
5/2014	MI 7	MI 7	TR	111928	505108	243097	521690	40892	45
5/2014	MI 7	MI 7	TR	111928	510005	246067	521008	11616	364
5/2014	MI 7	MI 7	TR	111928	510005	246067	521116	42078	175
5/2014	MI 7	MI 7	TR	111928	510005	246067	521634	11566	46
5/2014	MI 7	MI 7	TR	111928	510005	246067	521690	40892	374
5/2014	MI 7	MI 7	TR	111928	510005	246067	521948	4492	2
5/2014	MI 7	MI 7	TR	111928	510005	246067	521962	139401	47
5/2014	MI 7	MI 7	TR	111928	511128	139396	505108	243097	128
5/2014	MI 7	MI 7	TR	111928	511136	277072	521008	11616	36
5/2014	MI 7	MI 7	TR	111973	511158	48644	521124	11562	513
5/2014	MI 7	MI 7	TR	112059	505038	153808	521144	11580	37
5/2014	MI 7	MI 7	TR	112059	511136	277072	505038	153808	16
5/2014	MI 7	MI 7	TR	112059	511136	277072	521074	40470	41
5/2014	MI 7	MI 7	TR	112059	511136	277072	521118	11578	63
5/2014	MI 7	MI 7	TR	112059	511136	277072	521122	11751	33
5/2014	MI 7	MI 7	TR	112059	511136	277072	521124	11562	214
5/2014	MI 7	MI 7	TR	112059	511136	277072	521138	11680	124
5/2014	MI 7	MI 7	TR	112059	511136	277072	521142	40477	354
5/2014	MI 7	MI 7	TR	112059	511136	277072	521144	11580	347
5/2014	MI 7	MI 7	TR	112059	511136	277072	521146	11785	35
5/2014	MI 7	MI 7	TR	112059	511136	277072	521162	11748	75
5/2014	MI 7	MI 7	TR	112059	511136	277072	521670	40468	58
5/2014	MI 7	MI 7	TR	112059	511136	277072	521690	40892	24

ANR Pipeline Company Transportation Services Fuel By Route Analysis

VASCR351

Reporting Year: *January - December 2014*
 Production Period: **05/2014**

<u>Production Period</u>	<u>Receipt Segment</u>	<u>Delivery Segment</u>	<u>Service Class</u>	<u>Svc Req Contract</u>	<u>Receipt Location</u>	<u>Receipt Loc Prop</u>	<u>Delivery Location</u>	<u>Delivery Loc Prop</u>	<u>Fuel Quantity</u>
5/2014	MI 7	MI 7	TR	112117	511136	277072	505038	153808	34
5/2014	MI 7	MI 7	TR	112117	511136	277072	521116	42078	1,345
5/2014	MI 7	MI 7	TR	112117	511136	277072	521634	11566	8
5/2014	MI 7	MI 7	TR	112817	505017	139249	505038	153808	100
5/2014	MI 7	MI 7	TR	112817	505038	153808	505017	139249	143
5/2014	MI 7	MI 7	TR	112835	511136	277072	505038	153808	170
5/2014	MI 7	MI 7	TR	112835	511136	277072	521116	42078	1,086
5/2014	MI 7	MI 7	TR	112835	511136	277072	521138	11680	34
5/2014	MI 7	MI 7	TR	112835	511136	277072	521634	11566	996
5/2014	MI 7	MI 7	TR	112835	511136	277072	521670	40468	76
5/2014	MI 7	MI 7	TR	112835	511136	277072	521948	4492	148
5/2014	MI 7	MI 7	TR	113186	511136	277072	505038	153808	975
5/2014	MI 7	MI 7	TR	113336	505230	153728	521985	278172	566
5/2014	MI 7	MI 7	TR	113372	510005	246067	521116	42078	35
5/2014	MI 7	MI 7	TR	113372	510005	246067	521634	11566	52
5/2014	MI 7	MI 7	TR	113372	510029	2610	521634	11566	7
5/2014	MI 7	MI 7	TR	113372	511136	277072	505038	153808	138
5/2014	MI 7	MI 7	TR	113372	511136	277072	521116	42078	194
5/2014	MI 7	MI 7	TR	113372	511136	277072	521160	11590	54
5/2014	MI 7	MI 7	TR	113372	511136	277072	521634	11566	31
5/2014	MI 7	MI 7	TR	113372	511136	277072	521670	40468	12
5/2014	MI 7	MI 7	TR	113372	511136	277072	521948	4492	3
5/2014	MI 7	MI 7	TR	113372	511136	277072	521962	139401	23
5/2014	MI 7	MI 7	TR	113498	511158	48644	505038	153808	279
5/2014	MI 7	MI 7	TR	113709	510005	246067	505038	153808	3,534
5/2014	MI 7	MI 7	TR	114122	511158	48644	521124	11562	540
5/2014	MI 7	MI 7	TR	114132	511136	277072	505038	153808	1,332
5/2014	MI 7	MI 7	TR	114132	511136	277072	521116	42078	779
5/2014	MI 7	MI 7	TR	114132	511136	277072	521118	11578	105
5/2014	MI 7	MI 7	TR	114132	511136	277072	521122	11751	31
5/2014	MI 7	MI 7	TR	114132	511136	277072	521124	11562	48
5/2014	MI 7	MI 7	TR	114132	511136	277072	521138	11680	227
5/2014	MI 7	MI 7	TR	114132	511136	277072	521142	40477	117

ANR Pipeline Company Transportation Services Fuel By Route Analysis

VASCR351

Reporting Year: *January - December 2014*
 Production Period: **05/2014**

<u>Production Period</u>	<u>Receipt Segment</u>	<u>Delivery Segment</u>	<u>Service Class</u>	<u>Svc Req Contract</u>	<u>Receipt Location</u>	<u>Receipt Loc Prop</u>	<u>Delivery Location</u>	<u>Delivery Loc Prop</u>	<u>Fuel Quantity</u>
5/2014	MI 7	MI 7	TR	114132	511136	277072	521144	11580	31
5/2014	MI 7	MI 7	TR	114132	511136	277072	521146	11785	31
5/2014	MI 7	MI 7	TR	114132	511136	277072	521152	11589	124
5/2014	MI 7	MI 7	TR	114132	511136	277072	521156	11572	61
5/2014	MI 7	MI 7	TR	114132	511136	277072	521160	11590	207
5/2014	MI 7	MI 7	TR	114132	511136	277072	521622	110850	1
5/2014	MI 7	MI 7	TR	114132	511136	277072	521634	11566	417
5/2014	MI 7	MI 7	TR	114132	511136	277072	521670	40468	356
5/2014	MI 7	MI 7	TR	114132	511136	277072	521690	40892	19
5/2014	MI 7	MI 7	TR	114132	511136	277072	521948	4492	394
5/2014	MI 7	MI 7	TR	114132	511136	277072	521962	139401	324
5/2014	MI 7	MI 7	TR	114497	505038	153808	521016	4196	126
5/2014	MI 7	MI 7	TR	114497	505038	153808	521030	282436	386
5/2014	MI 7	MI 7	TR	114497	505038	153808	521690	40892	86
5/2014	MI 7	MI 7	TR	114497	511158	48644	505038	153808	344
5/2014	MI 7	MI 7	TR	114497	511158	48644	521030	282436	119
5/2014	MI 7	MI 7	TR	114497	511158	48644	521690	40892	222
5/2014	MI 7	MI 7	TR	114532	510005	246067	505038	153808	62
5/2014	MI 7	MI 7	TR	114532	510029	2610	505038	153808	144
5/2014	MI 7	MI 7	TR	114532	510029	2610	521634	11566	15
5/2014	MI 7	MI 7	TR	114532	511136	277072	505038	153808	2,721
5/2014	MI 7	MI 7	TR	114532	511136	277072	521116	42078	188
5/2014	MI 7	MI 7	TR	114532	511136	277072	521634	11566	142
5/2014	MI 7	MI 7	TR	114532	511136	277072	521690	40892	101
5/2014	MI 7	MI 7	TR	114567	505222	140358	505137	320550	583
5/2014	MI 7	MI 7	TR	114567	505230	153728	505137	320550	173
5/2014	MI 7	MI 7	TR	114604	505038	153808	523029	360888	18
5/2014	MI 7	MI 7	TR	114604	505230	153728	523029	360888	63
5/2014	MI 7	MI 7	TR	114824	505108	243097	521606	216654	52
5/2014	MI 7	MI 7	TR	114824	505230	153728	521606	216654	6
5/2014	MI 7	MI 7	TR	115823	505038	153808	521146	11785	2
5/2014	MI 7	MI 7	TR	115823	505038	153808	521162	11748	13
5/2014	MI 7	MI 7	TR	115823	505038	153808	521670	40468	3

**ANR Pipeline Company
 Transportation Services
 Fuel By Route Analysis**
VASCR351

 Reporting Year: *January - December 2014*
 Production Period: **05/2014**

<u>Production Period</u>	<u>Receipt Segment</u>	<u>Delivery Segment</u>	<u>Service Class</u>	<u>Svc Req Contract</u>	<u>Receipt Location</u>	<u>Receipt Loc Prop</u>	<u>Delivery Location</u>	<u>Delivery Loc Prop</u>	<u>Fuel Quantity</u>
5/2014	MI 7	MI 7	TR	115823	505038	153808	521690	40892	52
5/2014	MI 7	MI 7	TR	115823	505038	153808	523052	467243	25
5/2014	MI 7	MI 7	TR	115823	505108	243097	521116	42078	131
5/2014	MI 7	MI 7	TR	115823	505108	243097	521146	11785	5
5/2014	MI 7	MI 7	TR	115823	511136	277072	505038	153808	155
5/2014	MI 7	MI 7	TR	115823	511136	277072	521074	40470	207
5/2014	MI 7	MI 7	TR	115823	511136	277072	521116	42078	288
5/2014	MI 7	MI 7	TR	115823	511136	277072	521118	11578	526
5/2014	MI 7	MI 7	TR	115823	511136	277072	521122	11751	46
5/2014	MI 7	MI 7	TR	115823	511136	277072	521124	11562	48
5/2014	MI 7	MI 7	TR	115823	511136	277072	521138	11680	46
5/2014	MI 7	MI 7	TR	115823	511136	277072	521142	40477	311
5/2014	MI 7	MI 7	TR	115823	511136	277072	521144	11580	253
5/2014	MI 7	MI 7	TR	115823	511136	277072	521146	11785	116
5/2014	MI 7	MI 7	TR	115823	511136	277072	521162	11748	246
5/2014	MI 7	MI 7	TR	115823	511136	277072	521634	11566	870
5/2014	MI 7	MI 7	TR	115823	511136	277072	521670	40468	122
5/2014	MI 7	MI 7	TR	115823	511136	277072	521690	40892	99
5/2014	MI 7	MI 7	TR	115823	511136	277072	523052	467243	350
5/2014	MI 7	MI 7	TR	115823	511158	48644	505038	153808	200
5/2014	MI 7	MI 7	TR	117338	505108	243097	505038	153808	3,370
5/2014	MI 7	MI 7	TR	118231	505230	153728	505541	1181282	149
5/2014	MI 7	MI 7	TR	118231	505230	153728	521098	108641	6
5/2014	MI 7	MI 7	TR	118231	511158	48644	505541	1181282	1,346
5/2014	MI 7	MI 7	TR	118268	511136	277072	521116	42078	2,760
5/2014	MI 7	MI 7	TR	119958	505230	153728	523014	318733	370
5/2014	MI 7	MI 7	TR	119963	505230	153728	521058	282435	278
5/2014	MI 7	MI 7	TR	119970	511136	277072	520021	40785	182
5/2014	MI 7	MI 7	TR	119970	511136	277072	523074	1292925	4
5/2014	MI 7	MI 7	TR	119973	510036	142164	523074	1292925	69
5/2014	MI 7	MI 7	TR	120144	505038	153808	521116	42078	22
5/2014	MI 7	MI 7	TR	120144	505038	153808	521634	11566	24
5/2014	MI 7	MI 7	TR	120144	511136	277072	521116	42078	13

ANR Pipeline Company Transportation Services Fuel By Route Analysis

VASCR351

Reporting Year: *January - December 2014*
 Production Period: **05/2014**

<u>Production Period</u>	<u>Receipt Segment</u>	<u>Delivery Segment</u>	<u>Service Class</u>	<u>Svc Req Contract</u>	<u>Receipt Location</u>	<u>Receipt Loc Prop</u>	<u>Delivery Location</u>	<u>Delivery Loc Prop</u>	<u>Fuel Quantity</u>
5/2014	MI 7	MI 7	TR	120144	511158	48644	505038	153808	273
5/2014	MI 7	MI 7	TR	120144	511158	48644	521634	11566	2
5/2014	MI 7	MI 7	TR	120571	505108	243097	505038	153808	31
5/2014	MI 7	MI 7	TR	120571	511158	48644	505038	153808	2,945
5/2014	MI 7	MI 7	TR	120583	505108	243097	505038	153808	1,974
5/2014	MI 7	MI 7	TR	120903	505038	153808	523008	312117	397
5/2014	MI 7	MI 7	TR	120903	505230	153728	523008	312117	123
5/2014	MI 7	MI 7	TR	121099	511176	44783	505038	153808	14
5/2014	MI 7	MI 7	TR	121099	511178	40476	505038	153808	104
5/2014	MI 7	MI 7	TR	121099	513023	120743	505038	153808	8
5/2014	MI 7	MI 7	TR	121099	513050	463539	505038	153808	93
5/2014	MI 7	MI 7	TR	122029	511136	277072	505038	153808	34
5/2014	MI 7	MI 7	TR	122029	511136	277072	521116	42078	32
5/2014	MI 7	MI 7	TR	122029	511136	277072	521634	11566	140
5/2014	MI 7	MI 7	TR	122065	511136	277072	505038	153808	7,649
5/2014	MI 7	MI 7	TR	122065	511136	277072	505488	9505488	366
5/2014	MI 7	MI 7	TR	122065	511136	277072	521104	40849	4,580
5/2014	MI 7	MI 7	TR	122065	511136	277072	523008	312117	1,603
5/2014	MI 7	MI 7	TR	122067	511144	48642	505038	153808	48
5/2014	MI 7	MI 7	TR	122070	511136	277072	505038	153808	560
5/2014	MI 7	MI 7	TR	122177	511136	277072	505038	153808	2,715
5/2014	MI 7	MI 7	TR	122247	511144	48642	505038	153808	48
5/2014	MI 7	MI 7	TR	122266	505123	261474	505038	153808	62
5/2014	MI 7	MI 7	TR	122266	511136	277072	505038	153808	6
5/2014	MI 7	MI 7	TR	122269	510005	246067	505038	153808	5
5/2014	MI 7	MI 7	TR	122700	511136	277072	505038	153808	2,821
5/2014	MI 7	MI 7	TR	122817	505222	140358	505137	320550	28
5/2014	MI 7	MI 7	TR	122837	505038	153808	521030	282436	448
5/2014	MI 7	MI 7	TR	122837	505230	153728	521030	282436	69
5/2014	MI 7	MI 7	TR	123297	505038	153808	521622	110850	352
5/2014	MI 7	MI 7	TR	123297	505222	140358	505137	320550	542
5/2014	MI 7	MI 7	TR	123297	510005	246067	521622	110850	338
5/2014	MI 7	MI 7	TR	123297	511136	277072	521622	110850	192

ANR Pipeline Company Transportation Services Fuel By Route Analysis

VASCR351

Reporting Year: *January - December 2014*
 Production Period: **05/2014**

<u>Production Period</u>	<u>Receipt Segment</u>	<u>Delivery Segment</u>	<u>Service Class</u>	<u>Svc Req Contract</u>	<u>Receipt Location</u>	<u>Receipt Loc Prop</u>	<u>Delivery Location</u>	<u>Delivery Loc Prop</u>	<u>Fuel Quantity</u>
5/2014	MI 7	MI 7	TR	123631	505038	153808	521622	110850	1
5/2014	MI 7	MI 7	TR	123631	505038	153808	523008	312117	36
5/2014	MI 7	MI 7	TR	123631	505222	140358	505137	320550	618
5/2014	MI 7	MI 7	TR	123631	510005	246067	523008	312117	31
5/2014	MI 7	MI 7	TR	123631	511136	277072	505038	153808	44
5/2014	MI 7	MI 7	TR	123631	511136	277072	523008	312117	90
5/2014	MI 7	MI 7	TR	123742	510005	246067	505038	153808	1,643
5/2014	MI 7	MI 7	TR	123884	505108	243097	505038	153808	4,588
5/2014	MI 7	MI 7	TR	123976	505038	153808	505038	153808	221
5/2014	MI 7	MI 7	TR	123976	505038	153808	505108	243097	61
5/2014	MI 7	MI 7	TR	123976	505038	153808	521030	282436	1,056
5/2014	MI 7	MI 7	TR	123976	505038	153808	521634	11566	54
5/2014	MI 7	MI 7	TR	123976	505038	153808	521985	278172	312
5/2014	MI 7	MI 7	TR	123976	510005	246067	505038	153808	6,594
5/2014	MI 7	MI 7	TR	123976	510005	246067	521030	282436	2,366
5/2014	MI 7	MI 7	TR	123976	510005	246067	521118	11578	14
5/2014	MI 7	MI 7	TR	123976	510005	246067	521124	11562	7
5/2014	MI 7	MI 7	TR	123976	510005	246067	521634	11566	265
5/2014	MI 7	MI 7	TR	123976	510005	246067	521670	40468	8
5/2014	MI 7	MI 7	TR	123976	510005	246067	521690	40892	607
5/2014	MI 7	MI 7	TR	123976	510005	246067	523008	312117	103
5/2014	MI 7	MI 7	TR	123976	511136	277072	505038	153808	1,299
5/2014	MI 7	MI 7	TR	123976	511136	277072	521030	282436	163
5/2014	MI 7	MI 7	TR	124006	510005	246067	505038	153808	892
5/2014	MI 7	MI 7	TR	124006	510005	246067	521634	11566	74
5/2014	MI 7	MI 7	TR	124006	510005	246067	521690	40892	577
5/2014	MI 7	MI 7	TR	124006	510005	246067	523008	312117	92
5/2014	MI 7	MI 7	TR	124006	511136	277072	505038	153808	609
5/2014	MI 7	MI 7	TR	124006	511136	277072	521634	11566	92
5/2014	MI 7	MI 7	TR	124006	511136	277072	521690	40892	605
5/2014	MI 7	MI 7	TR	124006	511136	277072	523008	312117	60
5/2014	MI 7	MI 7	TR	124007	510005	246067	505038	153808	1,927
5/2014	MI 7	MI 7	TR	124007	510005	246067	521138	11680	2

**ANR Pipeline Company
 Transportation Services
 Fuel By Route Analysis**

VASCR351

Reporting Year: *January - December 2014*
 Production Period: **05/2014**

<u>Production Period</u>	<u>Receipt Segment</u>	<u>Delivery Segment</u>	<u>Service Class</u>	<u>Svc Req Contract</u>	<u>Receipt Location</u>	<u>Receipt Loc Prop</u>	<u>Delivery Location</u>	<u>Delivery Loc Prop</u>	<u>Fuel Quantity</u>
5/2014	MI 7	MI 7	TR	124007	510005	246067	521622	110850	33
5/2014	MI 7	MI 7	TR	124007	510005	246067	521690	40892	2,348
5/2014	MI 7	MI 7	TR	124007	510005	246067	523008	312117	161
5/2014	MI 7	MI 7	TR	124007	511136	277072	505038	153808	121
5/2014	MI 7	MI 7	TR	124007	511136	277072	521690	40892	396
5/2014	MI 7	MI 7	TR	124050	505038	153808	511136	277072	60
5/2014	MI 7	MI 7	TR	124050	505038	153808	521116	42078	87
5/2014	MI 7	MI 7	TR	124050	505038	153808	521634	11566	137
5/2014	MI 7	MI 7	TR	124050	505038	153808	523025	338685	121
5/2014	MI 7	MI 7	TR	124050	505108	243097	505038	153808	91
5/2014	MI 7	MI 7	TR	124050	511136	277072	505038	153808	412
5/2014	MI 7	MI 7	TR	124050	511136	277072	521634	11566	8
5/2014	MI 7	MI 7	TR	124054	505038	153808	521008	11616	211
5/2014	MI 7	MI 7	TR	124054	505038	153808	521116	42078	326
5/2014	MI 7	MI 7	TR	124076	505038	153808	505038	153808	199
5/2014	MI 7	MI 7	TR	124076	505038	153808	521030	282436	21
5/2014	MI 7	MI 7	TR	124076	505038	153808	521690	40892	1,129
5/2014	MI 7	MI 7	TR	124076	505038	153808	523008	312117	22
5/2014	MI 7	MI 7	TR	124076	510005	246067	505038	153808	404
5/2014	MI 7	MI 7	TR	124076	510005	246067	521690	40892	1
5/2014	MI 7	MI 7	TR	124076	511158	48644	505038	153808	276
5/2014	MI 7	MI 7	TR	124076	511158	48644	521690	40892	492
5/2014	MI 7	MI 7	TR	124085	511136	277072	505038	153808	3,968
5/2014	MI 7	MI 7	TR	124121	505038	153808	505108	243097	22
5/2014	MI 7	MI 7	TR	124121	505038	153808	521030	282436	338
5/2014	MI 7	MI 7	TR	124121	505038	153808	521690	40892	133
5/2014	MI 7	MI 7	TR	124121	510005	246067	505038	153808	42
5/2014	MI 7	MI 7	TR	124121	511136	277072	505038	153808	213
5/2014	MI 7	MI 7	TR	124124	511136	277072	505038	153808	28
5/2014	MI 7	MI 7	TR	124124	511158	48644	505038	153808	25
5/2014	MI 7	MI 7	TR	124124	511158	48644	521690	40892	127
5/2014	MI 7	MI 7	TR	124125	511136	277072	505038	153808	41
5/2014	MI 7	MI 7	TR	124127	505108	243097	521008	11616	270

ANR Pipeline Company Transportation Services Fuel By Route Analysis

VASCR351

Reporting Year: *January - December 2014*
Production Period: **05/2014**

<u>Production Period</u>	<u>Receipt Segment</u>	<u>Delivery Segment</u>	<u>Service Class</u>	<u>Svc Req Contract</u>	<u>Receipt Location</u>	<u>Receipt Loc Prop</u>	<u>Delivery Location</u>	<u>Delivery Loc Prop</u>	<u>Fuel Quantity</u>
5/2014	MI 7	MI 7	TR	124139	511136	277072	505038	153808	30
5/2014	MI 7	MI 7	TR	124140	511136	277072	505038	153808	11
5/2014	MI 7	MI 7	TR	124143	511136	277072	505038	153808	46
5/2014	MI 7	MI 7	TR	124143	511158	48644	505038	153808	79
5/2014	MI 7	MI 7	TR	124146	505038	153808	521008	11616	220
5/2014	MI 7	MI 7	TR	124146	505038	153808	521634	11566	34
5/2014	MI 7	MI 7	TR	124146	505038	153808	521690	40892	20
5/2014	MI 7	MI 7	TR	124179	505108	243097	505038	153808	26
5/2014	MI 7	MI 7	TR	124179	510005	246067	505038	153808	160
5/2014	MI 7	MI 7	TR	124179	510005	246067	521014	153852	178
5/2014	MI 7	MI 7	TR	124179	510005	246067	521074	40470	12
5/2014	MI 7	MI 7	TR	124179	510005	246067	521118	11578	8
5/2014	MI 7	MI 7	TR	124179	510005	246067	521122	11751	8
5/2014	MI 7	MI 7	TR	124179	510005	246067	521142	40477	8
5/2014	MI 7	MI 7	TR	124179	510005	246067	521158	11581	112
5/2014	MI 7	MI 7	TR	124179	510005	246067	521162	11748	12
5/2014	MI 7	MI 7	TR	124179	510005	246067	521634	11566	87
5/2014	MI 7	MI 7	TR	124179	510005	246067	521690	40892	855
5/2014	MI 7	MI 7	TR	124179	510005	246067	521948	4492	7
5/2014	MI 7	MI 7	TR	124179	510005	246067	523008	312117	69
5/2014	MI 7	MI 7	TR	124179	511136	277072	505038	153808	94
5/2014	MI 7	MI 7	TR	124179	511136	277072	521138	11680	8
5/2014	MI 7	MI 7	TR	124179	511136	277072	521634	11566	36
5/2014	MI 7	MI 7	TR	124179	511136	277072	521690	40892	692
5/2014	MI 7	MI 7	TR	124180	505038	153808	521634	11566	206
5/2014	MI 7	MI 7	TR	124180	505038	153808	521690	40892	164
5/2014	MI 7	MI 7	TR	124180	505038	153808	521932	138744	24
5/2014	MI 7	MI 7	TR	124180	511136	277072	505038	153808	278
5/2014	MI 7	MI 7	TR	124180	511136	277072	521634	11566	359
5/2014	MI 7	MI 7	TR	124180	511136	277072	521690	40892	278
5/2014	MI 7	MI 7	TR	124323	505038	153808	521932	138744	11
5/2014	MI 7	MI 7	TR	124352	505038	153808	521932	138744	11
5/2014	MI 7	MI 7	TR	124353	505038	153808	521948	4492	16

**ANR Pipeline Company
 Transportation Services
 Fuel By Route Analysis**

VASCR351

**Reporting Year: January - December 2014
 Production Period: 05/2014**

<u>Production Period</u>	<u>Receipt Segment</u>	<u>Delivery Segment</u>	<u>Service Class</u>	<u>Svc Req Contract</u>	<u>Receipt Location</u>	<u>Receipt Loc Prop</u>	<u>Delivery Location</u>	<u>Delivery Loc Prop</u>	<u>Fuel Quantity</u>
5/2014	MI 7	MI 7	TR	124373	505108	243097	521116	42078	88
5/2014	MI 7	MI 7	TR	124373	510005	246067	505038	153808	19
5/2014	MI 7	MI 7	TR	124373	510005	246067	521074	40470	6
5/2014	MI 7	MI 7	TR	124373	510005	246067	521116	42078	88
5/2014	MI 7	MI 7	TR	124373	510005	246067	521118	11578	31
5/2014	MI 7	MI 7	TR	124373	510005	246067	521122	11751	22
5/2014	MI 7	MI 7	TR	124373	510005	246067	521124	11562	13
5/2014	MI 7	MI 7	TR	124373	510005	246067	521138	11680	215
5/2014	MI 7	MI 7	TR	124373	510005	246067	521142	40477	16
5/2014	MI 7	MI 7	TR	124373	510005	246067	521144	11580	2
5/2014	MI 7	MI 7	TR	124373	510005	246067	521146	11785	2
5/2014	MI 7	MI 7	TR	124373	510005	246067	521158	11581	53
5/2014	MI 7	MI 7	TR	124373	510005	246067	521162	11748	21
5/2014	MI 7	MI 7	TR	124373	510005	246067	521622	110850	102
5/2014	MI 7	MI 7	TR	124373	510005	246067	521670	40468	15
5/2014	MI 7	MI 7	TR	124373	510005	246067	521690	40892	49
5/2014	MI 7	MI 7	TR	124373	510005	246067	521948	4492	15
5/2014	MI 7	MI 7	TR	124373	511136	277072	505038	153808	128
5/2014	MI 7	MI 7	TR	124373	511136	277072	521074	40470	6
5/2014	MI 7	MI 7	TR	124373	511136	277072	521118	11578	65
5/2014	MI 7	MI 7	TR	124373	511136	277072	521122	11751	28
5/2014	MI 7	MI 7	TR	124373	511136	277072	521124	11562	12
5/2014	MI 7	MI 7	TR	124373	511136	277072	521138	11680	211
5/2014	MI 7	MI 7	TR	124373	511136	277072	521142	40477	25
5/2014	MI 7	MI 7	TR	124373	511136	277072	521144	11580	3
5/2014	MI 7	MI 7	TR	124373	511136	277072	521146	11785	3
5/2014	MI 7	MI 7	TR	124373	511136	277072	521158	11581	56
5/2014	MI 7	MI 7	TR	124373	511136	277072	521162	11748	33
5/2014	MI 7	MI 7	TR	124373	511136	277072	521622	110850	125
5/2014	MI 7	MI 7	TR	124373	511136	277072	521670	40468	40
5/2014	MI 7	MI 7	TR	124373	511136	277072	521690	40892	318
5/2014	MI 7	MI 7	TR	124373	511136	277072	521948	4492	23
5/2014	MI 7	MI 7	TR	124380	505108	243097	505038	153808	180

ANR Pipeline Company Transportation Services Fuel By Route Analysis

VASCR351

Reporting Year: *January - December 2014*
Production Period: **05/2014**

<u>Production Period</u>	<u>Receipt Segment</u>	<u>Delivery Segment</u>	<u>Service Class</u>	<u>Svc Req Contract</u>	<u>Receipt Location</u>	<u>Receipt Loc Prop</u>	<u>Delivery Location</u>	<u>Delivery Loc Prop</u>	<u>Fuel Quantity</u>
5/2014	MI 7	MI 7	TR	124380	505108	243097	521634	11566	30
5/2014	MI 7	MI 7	TR	124380	510005	246067	505038	153808	461
5/2014	MI 7	MI 7	TR	124380	511136	277072	505038	153808	477
5/2014	MI 7	MI 7	TR	124479	510005	246067	521138	11680	7
5/2014	MI 7	MI 7	TR	124566	505222	140358	505137	320550	56
5/2014	MI 7	MI 7	TR	124572	505038	153808	521622	110850	36
5/2014	MI 7	MI 7	TR	124572	505038	153808	523008	312117	25
5/2014	MI 7	MI 7	TR	124572	505222	140358	505137	320550	56
5/2014	MI 7	MI 7	TR	124572	510005	246067	505038	153808	62
5/2014	MI 7	MI 7	TR	124572	510005	246067	521622	110850	78
5/2014	MI 7	MI 7	TR	124572	510005	246067	523008	312117	10
5/2014	MI 7	MI 7	TR	124572	511136	277072	505038	153808	377
5/2014	MI 7	MI 7	TR	124572	511136	277072	521622	110850	408
5/2014	MI 7	MI 7	TR	124572	511136	277072	523008	312117	10
5/2014	MI 7	MI 7	TR	124573	505038	153808	521622	110850	99
5/2014	MI 7	MI 7	TR	124573	505222	140358	505137	320550	96
5/2014	MI 7	MI 7	TR	124573	510005	246067	521622	110850	191
5/2014	MI 7	MI 7	TR	124573	511136	277072	521622	110850	701
5/2014	MI 7	MI 7	TR	124579	505108	243097	505038	153808	14
5/2014	MI 7	MI 7	TR	124579	505108	243097	521690	40892	8
5/2014	MI 7	MI 7	TR	124579	510005	246067	505038	153808	50
5/2014	MI 7	MI 7	TR	124579	511136	277072	505038	153808	534
5/2014	MI 7	MI 7	TR	124579	511136	277072	521690	40892	79
5/2014	MI 7	MI 7	TR	124584	511136	277072	505038	153808	111
5/2014	MI 7	MI 7	TR	124584	511136	277072	521074	40470	754
5/2014	MI 7	MI 7	TR	124584	511136	277072	521116	42078	60
5/2014	MI 7	MI 7	TR	124584	511136	277072	521144	11580	15
5/2014	MI 7	MI 7	TR	124584	511136	277072	521154	11574	3
5/2014	MI 7	MI 7	TR	124584	511136	277072	521162	11748	3
5/2014	MI 7	MI 7	TR	124584	511136	277072	521690	40892	264
5/2014	MI 7	MI 7	TR	124585	505038	153808	521118	11578	78
5/2014	MI 7	MI 7	TR	124585	505222	140358	505137	320550	74
5/2014	MI 7	MI 7	TR	124585	510005	246067	521118	11578	24

ANR Pipeline Company Transportation Services Fuel By Route Analysis

VASCR351

Reporting Year: *January - December 2014*
 Production Period: **05/2014**

<u>Production Period</u>	<u>Receipt Segment</u>	<u>Delivery Segment</u>	<u>Service Class</u>	<u>Svc Req Contract</u>	<u>Receipt Location</u>	<u>Receipt Loc Prop</u>	<u>Delivery Location</u>	<u>Delivery Loc Prop</u>	<u>Fuel Quantity</u>
5/2014	MI 7	MI 7	TR	124608	505038	153808	523008	312117	51
5/2014	MI 7	MI 7	TR	124608	505222	140358	505137	320550	450
5/2014	MI 7	MI 7	TR	124608	510005	246067	505038	153808	61
5/2014	MI 7	MI 7	TR	124608	510005	246067	523008	312117	31
5/2014	MI 7	MI 7	TR	124608	511136	277072	505038	153808	121
5/2014	MI 7	MI 7	TR	124654	510005	246067	505017	139249	499
5/2014	MI 7	MI 7	TR	124654	510005	246067	521678	140834	46
5/2014	MI 7	MI 7	TR	124654	511136	277072	505017	139249	852
5/2014	MI 7	MI 7	TR	124654	511136	277072	521678	140834	464
5/2014	MI 7	MI 7	TR	124657	511136	277072	505038	153808	97
5/2014	MI 7	MI 7	TR	124669	505222	140358	505137	320550	117
5/2014	MI 7	MI 7	TR	124669	510005	246067	505038	153808	14
5/2014	MI 7	MI 7	TR	124669	511136	277072	505038	153808	95
5/2014	MI 7	MI 7	TR	124674	505222	140358	505137	320550	256
5/2014	MI 7	MI 7	TR	124676	505222	140358	505137	320550	56
5/2014	MI 7	MI 7	TR	124677	505222	140358	505137	320550	348
5/2014	MI 7	MI 7	TR	124685	505038	153808	521074	40470	3
5/2014	MI 7	MI 7	TR	124685	505038	153808	521144	11580	15
5/2014	MI 7	MI 7	TR	124696	511158	48644	521124	11562	189
5/2014	MI 7	MI 7	TS	109138	505038	153808	505038	153808	16
5/2014	MI 7	MI 7	TS	109171	505038	153808	505038	153808	25
5/2014	MI 7	MI 7	TS	110863	505038	153808	505038	153808	5
5/2014	MI 7	MI 7	TS	123102	505038	153808	505038	153808	113
5/2014	MI 7	MI 7	TS	123151	505038	153808	505038	153808	13
	Segment								143,746
5/2014	MI 7	MW 6	TR	750	505038	153808	505014	139246	19
5/2014	MI 7	MW 6	TR	108985	505038	153808	505005	139233	108
5/2014	MI 7	MW 6	TR	120868	505108	243097	521470	4738	9
5/2014	MI 7	MW 6	TR	123405	505038	153808	505013	139241	128
5/2014	MI 7	MW 6	TR	124480	505038	153808	521420	4602	7
5/2014	MI 7	MW 6	TS	109171	505038	153808	521428	40193	24
5/2014	MI 7	MW 6	TS	123057	505038	153808	521502	4747	1
5/2014	MI 7	MW 6	TS	123149	505038	153808	521422	12976	1

**ANR Pipeline Company
 Transportation Services
 Fuel By Route Analysis**
VASCR351

 Reporting Year: *January - December 2014*
 Production Period: **05/2014**

<u>Production Period</u>	<u>Receipt Segment</u>	<u>Delivery Segment</u>	<u>Service Class</u>	<u>Svc Req Contract</u>	<u>Receipt Location</u>	<u>Receipt Loc Prop</u>	<u>Delivery Location</u>	<u>Delivery Loc Prop</u>	<u>Fuel Quantity</u>
5/2014	MI 7	MW 6	TS	123151	505038	153808	521498	4857	5
5/2014	MI 7	MW 6	TS	123203	505038	153808	521500	4693	2
5/2014	MI 7	MW 6	TS	123215	505038	153808	521494	4605	29
5/2014	MI 7	MW 6	TS	123216	505038	153808	521492	4604	3
5/2014	MI 7	MW 6	TS	123217	505038	153808	521418	12991	4
5/2014	MI 7	MW 6	TS	123221	505038	153808	521496	4689	3
5/2014	MI 7	MW 6	TS	123242	505038	153808	521426	40183	3
Segment									346
5/2014	MI 7	WI 7	TR	850	505038	153808	505025	139257	547
5/2014	MI 7	WI 7	TR	1600	505038	153808	505026	139258	470
5/2014	MI 7	WI 7	TR	105424	511136	277072	521250	28841	9
5/2014	MI 7	WI 7	TR	105428	511136	277072	521246	28844	2
5/2014	MI 7	WI 7	TR	105428	511136	277072	521250	28841	67
5/2014	MI 7	WI 7	TR	105428	511136	277072	521262	36868	330
5/2014	MI 7	WI 7	TR	105429	511136	277072	521250	28841	3
5/2014	MI 7	WI 7	TR	105430	511136	277072	521250	28841	1
5/2014	MI 7	WI 7	TR	106054	511136	277072	521178	28883	868
5/2014	MI 7	WI 7	TR	106686	511136	277072	521250	28841	1
5/2014	MI 7	WI 7	TR	106686	511136	277072	521266	28702	36
5/2014	MI 7	WI 7	TR	106955	511136	277072	521172	28846	295
5/2014	MI 7	WI 7	TR	107161	511136	277072	521266	28702	201
5/2014	MI 7	WI 7	TR	107306	511136	277072	521298	28736	122
5/2014	MI 7	WI 7	TR	107478	511136	277072	521324	28794	1,519
5/2014	MI 7	WI 7	TR	107879	505038	153808	505023	139255	55
5/2014	MI 7	WI 7	TR	107897	505038	153808	505024	139256	461
5/2014	MI 7	WI 7	TR	107899	505038	153808	505024	139256	95
5/2014	MI 7	WI 7	TR	108179	505108	243097	523032	384134	1,092
5/2014	MI 7	WI 7	TR	108283	505108	243097	521310	28743	39
5/2014	MI 7	WI 7	TR	108283	510005	246067	521310	28743	282
5/2014	MI 7	WI 7	TR	108283	511136	277072	521310	28743	1,326
5/2014	MI 7	WI 7	TR	108283	511136	277072	521676	100052	27
5/2014	MI 7	WI 7	TR	108288	510005	246067	521810	36869	48
5/2014	MI 7	WI 7	TR	108288	511136	277072	521198	28782	18

ANR Pipeline Company Transportation Services Fuel By Route Analysis

VASCR351

Reporting Year: *January - December 2014*
 Production Period: **05/2014**

<u>Production Period</u>	<u>Receipt Segment</u>	<u>Delivery Segment</u>	<u>Service Class</u>	<u>Svc Req Contract</u>	<u>Receipt Location</u>	<u>Receipt Loc Prop</u>	<u>Delivery Location</u>	<u>Delivery Loc Prop</u>	<u>Fuel Quantity</u>
5/2014	MI 7	WI 7	TR	108288	511136	277072	521676	100052	8
5/2014	MI 7	WI 7	TR	108288	511136	277072	521810	36869	285
5/2014	MI 7	WI 7	TR	109022	505038	153808	521610	261574	72
5/2014	MI 7	WI 7	TR	109025	510005	246067	521610	261574	2,787
5/2014	MI 7	WI 7	TR	109179	510005	246067	521176	28859	8
5/2014	MI 7	WI 7	TR	109179	511136	277072	521176	28859	52
5/2014	MI 7	WI 7	TR	109179	511136	277072	521676	100052	2
5/2014	MI 7	WI 7	TR	109182	510005	246067	521250	28841	24
5/2014	MI 7	WI 7	TR	109182	511136	277072	521176	28859	19
5/2014	MI 7	WI 7	TR	109182	511136	277072	521250	28841	137
5/2014	MI 7	WI 7	TR	109182	511136	277072	521676	100052	2
5/2014	MI 7	WI 7	TR	109183	510005	246067	521356	28774	72
5/2014	MI 7	WI 7	TR	109183	511136	277072	521356	28774	468
5/2014	MI 7	WI 7	TR	109212	511136	277072	521172	28846	18
5/2014	MI 7	WI 7	TR	109223	511136	277072	521250	28841	28
5/2014	MI 7	WI 7	TR	109415	510005	246067	521316	28831	60
5/2014	MI 7	WI 7	TR	109415	511136	277072	521316	28831	405
5/2014	MI 7	WI 7	TR	109854	505038	153808	505023	139255	966
5/2014	MI 7	WI 7	TR	109893	510005	246067	521676	100052	10
5/2014	MI 7	WI 7	TR	109893	510005	246067	523034	384136	5
5/2014	MI 7	WI 7	TR	109893	511136	277072	521676	100052	61
5/2014	MI 7	WI 7	TR	109893	511136	277072	523034	384136	39
5/2014	MI 7	WI 7	TR	109950	511136	277072	521676	100052	155
5/2014	MI 7	WI 7	TR	109952	511136	277072	521330	28761	434
5/2014	MI 7	WI 7	TR	109974	505038	153808	521256	174788	158
5/2014	MI 7	WI 7	TR	109974	505038	153808	521784	28720	177
5/2014	MI 7	WI 7	TR	109974	505038	153808	521786	28798	274
5/2014	MI 7	WI 7	TR	109974	505038	153808	523034	384136	1,368
5/2014	MI 7	WI 7	TR	109974	505230	153728	521172	28846	107
5/2014	MI 7	WI 7	TR	109974	505230	153728	521250	28841	44
5/2014	MI 7	WI 7	TR	109974	505230	153728	521256	174788	27
5/2014	MI 7	WI 7	TR	109974	505230	153728	521258	265372	55
5/2014	MI 7	WI 7	TR	109974	505230	153728	521784	28720	319

**ANR Pipeline Company
 Transportation Services
 Fuel By Route Analysis**
VASCR351

 Reporting Year: *January - December 2014*
 Production Period: **05/2014**

<u>Production Period</u>	<u>Receipt Segment</u>	<u>Delivery Segment</u>	<u>Service Class</u>	<u>Svc Req Contract</u>	<u>Receipt Location</u>	<u>Receipt Loc Prop</u>	<u>Delivery Location</u>	<u>Delivery Loc Prop</u>	<u>Fuel Quantity</u>
5/2014	MI 7	WI 7	TR	109974	510005	246067	521250	28841	49
5/2014	MI 7	WI 7	TR	109974	510005	246067	523034	384136	38
5/2014	MI 7	WI 7	TR	109974	511136	277072	521172	28846	1
5/2014	MI 7	WI 7	TR	109974	511136	277072	521256	174788	186
5/2014	MI 7	WI 7	TR	109974	511136	277072	521784	28720	35
5/2014	MI 7	WI 7	TR	109974	511136	277072	521786	28798	136
5/2014	MI 7	WI 7	TR	109974	511136	277072	523034	384136	1,541
5/2014	MI 7	WI 7	TR	109976	505038	153808	523034	384136	571
5/2014	MI 7	WI 7	TR	110407	510005	246067	521314	28661	16
5/2014	MI 7	WI 7	TR	110407	510005	246067	521810	36869	12
5/2014	MI 7	WI 7	TR	110407	511136	277072	521314	28661	172
5/2014	MI 7	WI 7	TR	110407	511136	277072	521810	36869	41
5/2014	MI 7	WI 7	TR	111061	510005	246067	521330	28761	72
5/2014	MI 7	WI 7	TR	111061	511136	277072	521330	28761	486
5/2014	MI 7	WI 7	TR	111200	511136	277072	505025	139257	73
5/2014	MI 7	WI 7	TR	111201	511136	277072	521250	28841	46
5/2014	MI 7	WI 7	TR	111202	511136	277072	521172	28846	32
5/2014	MI 7	WI 7	TR	111202	511136	277072	521250	28841	5
5/2014	MI 7	WI 7	TR	111203	511136	277072	521298	28736	137
5/2014	MI 7	WI 7	TR	111284	505038	153808	505024	139256	54
5/2014	MI 7	WI 7	TR	111284	511136	277072	505024	139256	54
5/2014	MI 7	WI 7	TR	111316	510005	246067	521370	28788	131
5/2014	MI 7	WI 7	TR	111403	511136	277072	505025	139257	27
5/2014	MI 7	WI 7	TR	111494	505038	153808	521786	28798	57
5/2014	MI 7	WI 7	TR	111494	505038	153808	523034	384136	46
5/2014	MI 7	WI 7	TR	111494	511136	277072	521172	28846	1,116
5/2014	MI 7	WI 7	TR	111494	511136	277072	523034	384136	55
5/2014	MI 7	WI 7	TR	111730	505038	153808	521784	28720	46
5/2014	MI 7	WI 7	TR	111730	505038	153808	521786	28798	59
5/2014	MI 7	WI 7	TR	111730	505038	153808	523034	384136	617
5/2014	MI 7	WI 7	TR	111730	505108	243097	523034	384136	6
5/2014	MI 7	WI 7	TR	111730	510005	246067	523034	384136	318
5/2014	MI 7	WI 7	TR	111730	511136	277072	523034	384136	4,217

**ANR Pipeline Company
 Transportation Services
 Fuel By Route Analysis**

VASCR351

Reporting Year: *January - December 2014*
 Production Period: **05/2014**

<u>Production Period</u>	<u>Receipt Segment</u>	<u>Delivery Segment</u>	<u>Service Class</u>	<u>Svc Req Contract</u>	<u>Receipt Location</u>	<u>Receipt Loc Prop</u>	<u>Delivery Location</u>	<u>Delivery Loc Prop</u>	<u>Fuel Quantity</u>
5/2014	MI 7	WI 7	TR	111928	511158	48644	523042	439345	55
5/2014	MI 7	WI 7	TR	112565	505038	153808	521650	269472	865
5/2014	MI 7	WI 7	TR	112565	505108	243097	523032	384134	227
5/2014	MI 7	WI 7	TR	112565	505108	243097	523042	439345	91
5/2014	MI 7	WI 7	TR	112565	511136	277072	523032	384134	136
5/2014	MI 7	WI 7	TR	112901	510005	246067	521292	28806	8
5/2014	MI 7	WI 7	TR	112901	511136	277072	521292	28806	54
5/2014	MI 7	WI 7	TR	112906	510005	246067	521176	28859	4
5/2014	MI 7	WI 7	TR	112906	511136	277072	521176	28859	13
5/2014	MI 7	WI 7	TR	112906	511136	277072	521676	100052	2
5/2014	MI 7	WI 7	TR	112906	511136	277072	521810	36869	12
5/2014	MI 7	WI 7	TR	112958	510005	246067	523047	444972	40
5/2014	MI 7	WI 7	TR	112958	511136	277072	523047	444972	270
5/2014	MI 7	WI 7	TR	113186	511136	277072	523032	384134	1,133
5/2014	MI 7	WI 7	TR	113240	505038	153808	521814	36934	8
5/2014	MI 7	WI 7	TR	113240	511136	277072	521814	36934	100
5/2014	MI 7	WI 7	TR	113479	505038	153808	523034	384136	73
5/2014	MI 7	WI 7	TR	113877	511136	277072	521172	28846	16
5/2014	MI 7	WI 7	TR	113877	511136	277072	521178	28883	6
5/2014	MI 7	WI 7	TR	113877	511136	277072	521200	28679	32
5/2014	MI 7	WI 7	TR	113877	511136	277072	521218	28865	31
5/2014	MI 7	WI 7	TR	113877	511136	277072	521222	28765	1
5/2014	MI 7	WI 7	TR	113877	511136	277072	521238	28836	7
5/2014	MI 7	WI 7	TR	113877	511136	277072	521268	40497	31
5/2014	MI 7	WI 7	TR	113877	511136	277072	521310	28743	31
5/2014	MI 7	WI 7	TR	113877	511136	277072	521318	28829	31
5/2014	MI 7	WI 7	TR	113878	511136	277072	521266	28702	248
5/2014	MI 7	WI 7	TR	113879	511136	277072	521350	28660	93
5/2014	MI 7	WI 7	TR	113880	511136	277072	521172	28846	3
5/2014	MI 7	WI 7	TR	113880	511136	277072	521174	28778	6
5/2014	MI 7	WI 7	TR	113880	511136	277072	521266	28702	6
5/2014	MI 7	WI 7	TR	113880	511136	277072	521786	28798	202
5/2014	MI 7	WI 7	TR	113881	511136	277072	521198	28782	23

**ANR Pipeline Company
 Transportation Services
 Fuel By Route Analysis**
VASCR351

 Reporting Year: *January - December 2014*
 Production Period: **05/2014**

<u>Production Period</u>	<u>Receipt Segment</u>	<u>Delivery Segment</u>	<u>Service Class</u>	<u>Svc Req Contract</u>	<u>Receipt Location</u>	<u>Receipt Loc Prop</u>	<u>Delivery Location</u>	<u>Delivery Loc Prop</u>	<u>Fuel Quantity</u>
5/2014	MI 7	WI 7	TR	113881	511136	277072	521266	28702	8
5/2014	MI 7	WI 7	TR	113882	511136	277072	521374	28662	31
5/2014	MI 7	WI 7	TR	113883	511136	277072	521382	174790	31
5/2014	MI 7	WI 7	TR	113884	511136	277072	521196	28771	12
5/2014	MI 7	WI 7	TR	113884	511136	277072	521246	28844	371
5/2014	MI 7	WI 7	TR	113884	511136	277072	521262	36868	51
5/2014	MI 7	WI 7	TR	113886	511136	277072	521166	40496	124
5/2014	MI 7	WI 7	TR	113887	511136	277072	521186	42139	31
5/2014	MI 7	WI 7	TR	113889	511136	277072	521178	28883	93
5/2014	MI 7	WI 7	TR	113890	511136	277072	521172	28846	5
5/2014	MI 7	WI 7	TR	113890	511136	277072	521214	40197	80
5/2014	MI 7	WI 7	TR	113890	511136	277072	521266	28702	8
5/2014	MI 7	WI 7	TR	113895	511136	277072	521320	28740	31
5/2014	MI 7	WI 7	TR	113901	511136	277072	521378	28704	31
5/2014	MI 7	WI 7	TR	113904	511136	277072	521196	28771	12
5/2014	MI 7	WI 7	TR	113904	511136	277072	521210	28828	106
5/2014	MI 7	WI 7	TR	113904	511136	277072	521266	28702	6
5/2014	MI 7	WI 7	TR	113906	511136	277072	521344	28734	62
5/2014	MI 7	WI 7	TR	113910	511136	277072	521310	28743	31
5/2014	MI 7	WI 7	TR	113914	511136	277072	521172	28846	23
5/2014	MI 7	WI 7	TR	113914	511136	277072	521266	28702	8
5/2014	MI 7	WI 7	TR	113915	511136	277072	521172	28846	2
5/2014	MI 7	WI 7	TR	113915	511136	277072	521196	28771	2
5/2014	MI 7	WI 7	TR	113915	511136	277072	521266	28702	2
5/2014	MI 7	WI 7	TR	113915	511136	277072	521322	28868	242
5/2014	MI 7	WI 7	TR	113916	511136	277072	521316	28831	31
5/2014	MI 7	WI 7	TR	113917	511136	277072	521194	40223	31
5/2014	MI 7	WI 7	TR	113919	511136	277072	521168	28834	190
5/2014	MI 7	WI 7	TR	113919	511136	277072	521172	28846	2
5/2014	MI 7	WI 7	TR	113919	511136	277072	521196	28771	21
5/2014	MI 7	WI 7	TR	113919	511136	277072	521266	28702	4
5/2014	MI 7	WI 7	TR	113921	511136	277072	521260	36867	62
5/2014	MI 7	WI 7	TR	113922	511136	277072	521172	28846	3

ANR Pipeline Company Transportation Services Fuel By Route Analysis

VASCR351

Reporting Year: *January - December 2014*
 Production Period: **05/2014**

<u>Production Period</u>	<u>Receipt Segment</u>	<u>Delivery Segment</u>	<u>Service Class</u>	<u>Svc Req Contract</u>	<u>Receipt Location</u>	<u>Receipt Loc Prop</u>	<u>Delivery Location</u>	<u>Delivery Loc Prop</u>	<u>Fuel Quantity</u>
5/2014	MI 7	WI 7	TR	113922	511136	277072	521196	28771	8
5/2014	MI 7	WI 7	TR	113922	511136	277072	521784	28720	733
5/2014	MI 7	WI 7	TR	113924	511136	277072	521266	28702	4
5/2014	MI 7	WI 7	TR	113924	511136	277072	521814	36934	58
5/2014	MI 7	WI 7	TR	113925	511136	277072	521248	28811	31
5/2014	MI 7	WI 7	TR	113928	511136	277072	521240	28759	62
5/2014	MI 7	WI 7	TR	113930	511136	277072	521172	28846	13
5/2014	MI 7	WI 7	TR	113930	511136	277072	521262	36868	3
5/2014	MI 7	WI 7	TR	113930	511136	277072	521298	28736	195
5/2014	MI 7	WI 7	TR	113930	511136	277072	521314	28661	17
5/2014	MI 7	WI 7	TR	113933	511136	277072	521204	28672	124
5/2014	MI 7	WI 7	TR	113936	511136	277072	521172	28846	9
5/2014	MI 7	WI 7	TR	113936	511136	277072	521248	28811	89
5/2014	MI 7	WI 7	TR	113936	511136	277072	521266	28702	24
5/2014	MI 7	WI 7	TR	113936	511136	277072	521784	28720	2
5/2014	MI 7	WI 7	TR	113937	511136	277072	521172	28846	21
5/2014	MI 7	WI 7	TR	113937	511136	277072	521174	28778	8
5/2014	MI 7	WI 7	TR	113937	511136	277072	521266	28702	14
5/2014	MI 7	WI 7	TR	113937	511136	277072	523034	384136	173
5/2014	MI 7	WI 7	TR	113938	511136	277072	521184	40224	31
5/2014	MI 7	WI 7	TR	113941	511136	277072	521172	28846	23
5/2014	MI 7	WI 7	TR	113941	511136	277072	521266	28702	8
5/2014	MI 7	WI 7	TR	113944	511136	277072	521172	28846	6
5/2014	MI 7	WI 7	TR	113944	511136	277072	521174	28778	12
5/2014	MI 7	WI 7	TR	113944	511136	277072	521262	36868	6
5/2014	MI 7	WI 7	TR	113944	511136	277072	521266	28702	4
5/2014	MI 7	WI 7	TR	113944	511136	277072	521314	28661	158
5/2014	MI 7	WI 7	TR	113945	511136	277072	521172	28846	3
5/2014	MI 7	WI 7	TR	113945	511136	277072	521266	28702	2
5/2014	MI 7	WI 7	TR	113945	511136	277072	521814	36934	235
5/2014	MI 7	WI 7	TR	113950	511136	277072	521260	36867	31
5/2014	MI 7	WI 7	TR	113953	511136	277072	521202	28682	31
5/2014	MI 7	WI 7	TR	113956	511136	277072	521172	28846	2

ANR Pipeline Company Transportation Services Fuel By Route Analysis

VASCR351

Reporting Year: *January - December 2014*
 Production Period: **05/2014**

<u>Production Period</u>	<u>Receipt Segment</u>	<u>Delivery Segment</u>	<u>Service Class</u>	<u>Svc Req Contract</u>	<u>Receipt Location</u>	<u>Receipt Loc Prop</u>	<u>Delivery Location</u>	<u>Delivery Loc Prop</u>	<u>Fuel Quantity</u>
5/2014	MI 7	WI 7	TR	113956	511136	277072	521324	28794	60
5/2014	MI 7	WI 7	TR	113960	511136	277072	521370	28788	62
5/2014	MI 7	WI 7	TR	113961	511136	277072	521286	28853	31
5/2014	MI 7	WI 7	TR	113963	511136	277072	521336	28738	31
5/2014	MI 7	WI 7	TR	113966	511136	277072	521812	40304	31
5/2014	MI 7	WI 7	TR	113975	511136	277072	521370	28788	62
5/2014	MI 7	WI 7	TR	113976	511136	277072	521012	40226	152
5/2014	MI 7	WI 7	TR	113976	511136	277072	521266	28702	3
5/2014	MI 7	WI 7	TR	113981	511136	277072	521374	28662	62
5/2014	MI 7	WI 7	TR	113987	511136	277072	521012	40226	1
5/2014	MI 7	WI 7	TR	113987	511136	277072	521168	28834	12
5/2014	MI 7	WI 7	TR	113987	511136	277072	521172	28846	113
5/2014	MI 7	WI 7	TR	113987	511136	277072	521176	28859	9
5/2014	MI 7	WI 7	TR	113987	511136	277072	521178	28883	25
5/2014	MI 7	WI 7	TR	113987	511136	277072	521186	42139	30
5/2014	MI 7	WI 7	TR	113987	511136	277072	521196	28771	29
5/2014	MI 7	WI 7	TR	113987	511136	277072	521200	28679	5
5/2014	MI 7	WI 7	TR	113987	511136	277072	521210	28828	22
5/2014	MI 7	WI 7	TR	113987	511136	277072	521218	28865	24
5/2014	MI 7	WI 7	TR	113987	511136	277072	521222	28765	5
5/2014	MI 7	WI 7	TR	113987	511136	277072	521238	28836	10
5/2014	MI 7	WI 7	TR	113987	511136	277072	521242	139405	8
5/2014	MI 7	WI 7	TR	113987	511136	277072	521262	36868	4
5/2014	MI 7	WI 7	TR	113987	511136	277072	521266	28702	5
5/2014	MI 7	WI 7	TR	113987	511136	277072	521314	28661	5
5/2014	MI 7	WI 7	TR	113987	511136	277072	521316	28831	24
5/2014	MI 7	WI 7	TR	113987	511136	277072	521344	28734	8
5/2014	MI 7	WI 7	TR	113987	511136	277072	521350	28660	4
5/2014	MI 7	WI 7	TR	113987	511136	277072	521374	28662	14
5/2014	MI 7	WI 7	TR	113987	511136	277072	521676	100052	2
5/2014	MI 7	WI 7	TR	113987	511136	277072	521758	28855	14
5/2014	MI 7	WI 7	TR	113987	511136	277072	521784	28720	463
5/2014	MI 7	WI 7	TR	113987	511136	277072	521786	28798	8

ANR Pipeline Company Transportation Services Fuel By Route Analysis
--

VASCR351

 Reporting Year: *January - December 2014*
 Production Period: **05/2014**

<u>Production Period</u>	<u>Receipt Segment</u>	<u>Delivery Segment</u>	<u>Service Class</u>	<u>Svc Req Contract</u>	<u>Receipt Location</u>	<u>Receipt Loc Prop</u>	<u>Delivery Location</u>	<u>Delivery Loc Prop</u>	<u>Fuel Quantity</u>
5/2014	MI 7	WI 7	TR	113987	511136	277072	521814	36934	18
5/2014	MI 7	WI 7	TR	113987	511136	277072	523034	384136	6
5/2014	MI 7	WI 7	TR	113992	511136	277072	521386	174791	31
5/2014	MI 7	WI 7	TR	113994	511136	277072	521784	28720	124
5/2014	MI 7	WI 7	TR	113998	511136	277072	521200	28679	31
5/2014	MI 7	WI 7	TR	113999	511136	277072	521230	28819	56
5/2014	MI 7	WI 7	TR	113999	511136	277072	521266	28702	6
5/2014	MI 7	WI 7	TR	114000	511136	277072	521174	28778	62
5/2014	MI 7	WI 7	TR	114003	511136	277072	521238	28836	31
5/2014	MI 7	WI 7	TR	114004	511136	277072	521012	40226	124
5/2014	MI 7	WI 7	TR	114005	511136	277072	521186	42139	6
5/2014	MI 7	WI 7	TR	114005	511136	277072	521676	100052	149
5/2014	MI 7	WI 7	TR	114006	511136	277072	521172	28846	25
5/2014	MI 7	WI 7	TR	114006	511136	277072	521242	139405	2
5/2014	MI 7	WI 7	TR	114007	511136	277072	521168	28834	135
5/2014	MI 7	WI 7	TR	114008	511136	277072	521324	28794	31
5/2014	MI 7	WI 7	TR	114009	511136	277072	521178	28883	31
5/2014	MI 7	WI 7	TR	114015	511136	277072	521266	28702	279
5/2014	MI 7	WI 7	TR	114497	505038	153808	521314	28661	1
5/2014	MI 7	WI 7	TR	114497	505038	153808	521654	284917	26
5/2014	MI 7	WI 7	TR	114497	505038	153808	523032	384134	20
5/2014	MI 7	WI 7	TR	114497	505108	243097	523032	384134	2
5/2014	MI 7	WI 7	TR	114497	510005	246067	521250	28841	22
5/2014	MI 7	WI 7	TR	114497	510005	246067	523034	384136	18
5/2014	MI 7	WI 7	TR	114497	511136	277072	521250	28841	241
5/2014	MI 7	WI 7	TR	114497	511136	277072	523032	384134	2
5/2014	MI 7	WI 7	TR	114497	511136	277072	523034	384136	19
5/2014	MI 7	WI 7	TR	114512	511136	277072	521262	36868	45
5/2014	MI 7	WI 7	TR	114525	511136	277072	521200	28679	31
5/2014	MI 7	WI 7	TR	114668	505038	153808	521256	174788	155
5/2014	MI 7	WI 7	TR	114668	505038	153808	521258	265372	3
5/2014	MI 7	WI 7	TR	114668	505038	153808	521786	28798	315
5/2014	MI 7	WI 7	TR	114677	505038	153808	521288	28670	4

ANR Pipeline Company Transportation Services Fuel By Route Analysis

VASCR351

Reporting Year: *January - December 2014*
 Production Period: **05/2014**

<u>Production Period</u>	<u>Receipt Segment</u>	<u>Delivery Segment</u>	<u>Service Class</u>	<u>Svc Req Contract</u>	<u>Receipt Location</u>	<u>Receipt Loc Prop</u>	<u>Delivery Location</u>	<u>Delivery Loc Prop</u>	<u>Fuel Quantity</u>
5/2014	MI 7	WI 7	TR	114677	511136	277072	521288	28670	1,103
5/2014	MI 7	WI 7	TR	114823	510005	246067	521266	28702	44
5/2014	MI 7	WI 7	TR	114823	511136	277072	521266	28702	297
5/2014	MI 7	WI 7	TR	115066	505038	153808	505024	139256	37
5/2014	MI 7	WI 7	TR	115138	511136	277072	521336	28738	26
5/2014	MI 7	WI 7	TR	115224	511136	277072	521012	40226	31
5/2014	MI 7	WI 7	TR	115823	505038	153808	521288	28670	8
5/2014	MI 7	WI 7	TR	115823	511136	277072	521288	28670	19
5/2014	MI 7	WI 7	TR	115823	511136	277072	521610	261574	22
5/2014	MI 7	WI 7	TR	115931	511136	277072	521298	28736	62
5/2014	MI 7	WI 7	TR	115957	505038	153808	505504	854822	439
5/2014	MI 7	WI 7	TR	116064	505038	153808	505025	139257	229
5/2014	MI 7	WI 7	TR	116064	505038	153808	523032	384134	118
5/2014	MI 7	WI 7	TR	116740	505038	153808	523068	956594	79
5/2014	MI 7	WI 7	TR	116740	505230	153728	523068	956594	4
5/2014	MI 7	WI 7	TR	117335	505038	153808	505021	139253	37
5/2014	MI 7	WI 7	TR	117336	511136	277072	521810	36869	525
5/2014	MI 7	WI 7	TR	117338	505108	243097	521262	36868	241
5/2014	MI 7	WI 7	TR	117354	510005	246067	521262	36868	519
5/2014	MI 7	WI 7	TR	117358	505108	243097	505021	139253	1,739
5/2014	MI 7	WI 7	TR	118789	505038	153808	505024	139256	15
5/2014	MI 7	WI 7	TR	120144	505038	153808	521288	28670	1
5/2014	MI 7	WI 7	TR	120144	505108	243097	510041	11661	282
5/2014	MI 7	WI 7	TR	120144	511136	277072	510041	11661	18
5/2014	MI 7	WI 7	TR	120144	511136	277072	521288	28670	45
5/2014	MI 7	WI 7	TR	120144	511136	277072	521610	261574	1
5/2014	MI 7	WI 7	TR	120880	510005	246067	521396	150407	31
5/2014	MI 7	WI 7	TR	120953	510005	246067	523034	384136	10
5/2014	MI 7	WI 7	TR	121282	510005	246067	521204	28672	5
5/2014	MI 7	WI 7	TR	121282	510005	246067	521266	28702	3
5/2014	MI 7	WI 7	TR	121282	511136	277072	521204	28672	24
5/2014	MI 7	WI 7	TR	121282	511136	277072	521266	28702	12
5/2014	MI 7	WI 7	TR	121282	511136	277072	521810	36869	9

ANR Pipeline Company Transportation Services Fuel By Route Analysis

VASCR351

Reporting Year: *January - December 2014*
 Production Period: **05/2014**

<u>Production Period</u>	<u>Receipt Segment</u>	<u>Delivery Segment</u>	<u>Service Class</u>	<u>Svc Req Contract</u>	<u>Receipt Location</u>	<u>Receipt Loc Prop</u>	<u>Delivery Location</u>	<u>Delivery Loc Prop</u>	<u>Fuel Quantity</u>
5/2014	MI 7	WI 7	TR	121284	510005	246067	521202	28682	3
5/2014	MI 7	WI 7	TR	121284	510005	246067	521314	28661	12
5/2014	MI 7	WI 7	TR	121284	511136	277072	521202	28682	4
5/2014	MI 7	WI 7	TR	121284	511136	277072	521314	28661	83
5/2014	MI 7	WI 7	TR	121481	510005	246067	521180	28875	4
5/2014	MI 7	WI 7	TR	121481	511136	277072	521180	28875	27
5/2014	MI 7	WI 7	TR	121932	505038	153808	521266	28702	2
5/2014	MI 7	WI 7	TR	121932	511136	277072	521266	28702	114
5/2014	MI 7	WI 7	TR	121968	505038	153808	523032	384134	92
5/2014	MI 7	WI 7	TR	121968	505108	243097	523042	439345	3
5/2014	MI 7	WI 7	TR	121968	510029	2610	521650	269472	91
5/2014	MI 7	WI 7	TR	121981	511136	277072	521164	28842	69
5/2014	MI 7	WI 7	TR	121981	511136	277072	521280	28684	46
5/2014	MI 7	WI 7	TR	121981	511136	277072	521814	36934	25
5/2014	MI 7	WI 7	TR	121982	511136	277072	521204	28672	43
5/2014	MI 7	WI 7	TR	121982	511136	277072	521218	28865	103
5/2014	MI 7	WI 7	TR	121983	510005	246067	521164	28842	17
5/2014	MI 7	WI 7	TR	121983	510005	246067	521210	28828	21
5/2014	MI 7	WI 7	TR	121983	510005	246067	521250	28841	244
5/2014	MI 7	WI 7	TR	121984	511136	277072	521164	28842	1
5/2014	MI 7	WI 7	TR	121984	511136	277072	521174	28778	18
5/2014	MI 7	WI 7	TR	121984	511136	277072	521180	28875	122
5/2014	MI 7	WI 7	TR	121984	511136	277072	521190	28825	202
5/2014	MI 7	WI 7	TR	121984	511136	277072	521266	28702	20
5/2014	MI 7	WI 7	TR	121984	511136	277072	521336	28738	79
5/2014	MI 7	WI 7	TR	121984	511136	277072	523034	384136	264
5/2014	MI 7	WI 7	TR	121985	511136	277072	521340	28732	297
5/2014	MI 7	WI 7	TR	121985	511136	277072	521392	28730	82
5/2014	MI 7	WI 7	TR	121985	511136	277072	521676	100052	4
5/2014	MI 7	WI 7	TR	121986	511136	277072	521164	28842	9
5/2014	MI 7	WI 7	TR	121986	511136	277072	521174	28778	99
5/2014	MI 7	WI 7	TR	121986	511136	277072	521188	28862	4
5/2014	MI 7	WI 7	TR	121986	511136	277072	521190	28825	30

**ANR Pipeline Company
 Transportation Services
 Fuel By Route Analysis**
VASCR351

 Reporting Year: *January - December 2014*
 Production Period: **05/2014**

<u>Production Period</u>	<u>Receipt Segment</u>	<u>Delivery Segment</u>	<u>Service Class</u>	<u>Svc Req Contract</u>	<u>Receipt Location</u>	<u>Receipt Loc Prop</u>	<u>Delivery Location</u>	<u>Delivery Loc Prop</u>	<u>Fuel Quantity</u>
5/2014	MI 7	WI 7	TR	121986	511136	277072	521218	28865	4
5/2014	MI 7	WI 7	TR	121986	511136	277072	521230	28819	7
5/2014	MI 7	WI 7	TR	121986	511136	277072	521266	28702	1
5/2014	MI 7	WI 7	TR	121986	511136	277072	521330	28761	328
5/2014	MI 7	WI 7	TR	121986	511136	277072	521372	11703	52
5/2014	MI 7	WI 7	TR	121986	511136	277072	523034	384136	48
5/2014	MI 7	WI 7	TR	121987	510005	246067	521250	28841	8
5/2014	MI 7	WI 7	TR	121987	510005	246067	521298	28736	705
5/2014	MI 7	WI 7	TR	121988	510005	246067	521676	100052	558
5/2014	MI 7	WI 7	TR	121989	511136	277072	521344	28734	155
5/2014	MI 7	WI 7	TR	121990	511136	277072	523034	384136	155
5/2014	MI 7	WI 7	TR	121991	510005	246067	521164	28842	10
5/2014	MI 7	WI 7	TR	121991	510005	246067	521174	28778	99
5/2014	MI 7	WI 7	TR	121991	510005	246067	521178	28883	68
5/2014	MI 7	WI 7	TR	121991	510005	246067	521180	28875	438
5/2014	MI 7	WI 7	TR	121991	510005	246067	521188	28862	2
5/2014	MI 7	WI 7	TR	121991	510005	246067	521190	28825	75
5/2014	MI 7	WI 7	TR	121991	510005	246067	521230	28819	5
5/2014	MI 7	WI 7	TR	121991	510005	246067	521322	28868	439
5/2014	MI 7	WI 7	TR	121992	510005	246067	521330	28761	279
5/2014	MI 7	WI 7	TR	121993	511136	277072	521270	28676	31
5/2014	MI 7	WI 7	TR	121994	511136	277072	521288	28670	155
5/2014	MI 7	WI 7	TR	121995	511136	277072	521786	28798	31
5/2014	MI 7	WI 7	TR	121996	511136	277072	521188	28862	93
5/2014	MI 7	WI 7	TR	121997	511136	277072	521218	28865	31
5/2014	MI 7	WI 7	TR	121998	511136	277072	521214	40197	31
5/2014	MI 7	WI 7	TR	121999	511136	277072	521356	28774	93
5/2014	MI 7	WI 7	TR	122070	511136	277072	521250	28841	9
5/2014	MI 7	WI 7	TR	122265	510005	246067	521012	40226	743
5/2014	MI 7	WI 7	TR	122265	510005	246067	521164	28842	65
5/2014	MI 7	WI 7	TR	122265	510005	246067	521168	28834	50
5/2014	MI 7	WI 7	TR	122265	510005	246067	521174	28778	210
5/2014	MI 7	WI 7	TR	122265	510005	246067	521176	28859	9

ANR Pipeline Company Transportation Services Fuel By Route Analysis

VASCR351

 Reporting Year: *January - December 2014*
 Production Period: **05/2014**

<u>Production Period</u>	<u>Receipt Segment</u>	<u>Delivery Segment</u>	<u>Service Class</u>	<u>Svc Req Contract</u>	<u>Receipt Location</u>	<u>Receipt Loc Prop</u>	<u>Delivery Location</u>	<u>Delivery Loc Prop</u>	<u>Fuel Quantity</u>
5/2014	MI 7	WI 7	TR	122265	510005	246067	521178	28883	56
5/2014	MI 7	WI 7	TR	122265	510005	246067	521180	28875	23
5/2014	MI 7	WI 7	TR	122265	510005	246067	521190	28825	57
5/2014	MI 7	WI 7	TR	122265	510005	246067	521238	28836	160
5/2014	MI 7	WI 7	TR	122265	510005	246067	521246	28844	383
5/2014	MI 7	WI 7	TR	122265	510005	246067	521250	28841	554
5/2014	MI 7	WI 7	TR	122265	510005	246067	521266	28702	25
5/2014	MI 7	WI 7	TR	122265	510005	246067	521324	28794	164
5/2014	MI 7	WI 7	TR	122265	510005	246067	521372	11703	33
5/2014	MI 7	WI 7	TR	122265	510005	246067	521676	100052	20
5/2014	MI 7	WI 7	TR	122265	510005	246067	521786	28798	98
5/2014	MI 7	WI 7	TR	122265	510005	246067	523034	384136	53
5/2014	MI 7	WI 7	TR	122266	511136	277072	521164	28842	21
5/2014	MI 7	WI 7	TR	122266	511136	277072	521324	28794	7
5/2014	MI 7	WI 7	TR	122266	511136	277072	521372	11703	364
5/2014	MI 7	WI 7	TR	122267	510005	246067	521164	28842	124
5/2014	MI 7	WI 7	TR	122267	510005	246067	521260	36867	379
5/2014	MI 7	WI 7	TR	122267	510005	246067	521316	28831	80
5/2014	MI 7	WI 7	TR	122267	510005	246067	521676	100052	13
5/2014	MI 7	WI 7	TR	122268	510005	246067	521164	28842	151
5/2014	MI 7	WI 7	TR	122268	510005	246067	521812	40304	387
5/2014	MI 7	WI 7	TR	122269	510005	246067	521164	28842	2
5/2014	MI 7	WI 7	TR	122269	510005	246067	521262	36868	3
5/2014	MI 7	WI 7	TR	122269	510005	246067	521314	28661	7
5/2014	MI 7	WI 7	TR	122269	510005	246067	521372	11703	417
5/2014	MI 7	WI 7	TR	122701	505038	153808	521250	28841	45
5/2014	MI 7	WI 7	TR	122817	505038	153808	521654	284917	28
5/2014	MI 7	WI 7	TR	122817	505038	153808	523032	384134	14
5/2014	MI 7	WI 7	TR	122817	505038	153808	523035	387791	28
5/2014	MI 7	WI 7	TR	122817	511136	277072	523035	387791	28
5/2014	MI 7	WI 7	TR	123169	510005	246067	521306	28741	32
5/2014	MI 7	WI 7	TR	123169	511136	277072	521306	28741	216
5/2014	MI 7	WI 7	TR	123170	510005	246067	521356	28774	76

**ANR Pipeline Company
 Transportation Services
 Fuel By Route Analysis**
VASCR351
**Reporting Year: January - December 2014
 Production Period: 05/2014**

<u>Production Period</u>	<u>Receipt Segment</u>	<u>Delivery Segment</u>	<u>Service Class</u>	<u>Svc Req Contract</u>	<u>Receipt Location</u>	<u>Receipt Loc Prop</u>	<u>Delivery Location</u>	<u>Delivery Loc Prop</u>	<u>Fuel Quantity</u>
5/2014	MI 7	WI 7	TR	123170	511136	277072	521356	28774	513
5/2014	MI 7	WI 7	TR	123265	511136	277072	521288	28670	1,085
5/2014	MI 7	WI 7	TR	123266	511136	277072	521288	28670	155
5/2014	MI 7	WI 7	TR	123268	511136	277072	521174	28778	29
5/2014	MI 7	WI 7	TR	123268	511136	277072	521176	28859	49
5/2014	MI 7	WI 7	TR	123268	511136	277072	521178	28883	6
5/2014	MI 7	WI 7	TR	123268	511136	277072	521180	28875	12
5/2014	MI 7	WI 7	TR	123268	511136	277072	521190	28825	11
5/2014	MI 7	WI 7	TR	123268	511136	277072	521240	28759	87
5/2014	MI 7	WI 7	TR	123268	511136	277072	521324	28794	156
5/2014	MI 7	WI 7	TR	123268	511136	277072	523034	384136	3
5/2014	MI 7	WI 7	TR	123269	510005	246067	521164	28842	30
5/2014	MI 7	WI 7	TR	123269	510005	246067	521240	28759	46
5/2014	MI 7	WI 7	TR	123269	510005	246067	521310	28743	478
5/2014	MI 7	WI 7	TR	123270	511136	277072	521190	28825	93
5/2014	MI 7	WI 7	TR	123271	510005	246067	521306	28741	155
5/2014	MI 7	WI 7	TR	123272	511136	277072	521164	28842	433
5/2014	MI 7	WI 7	TR	123272	511136	277072	521324	28794	5
5/2014	MI 7	WI 7	TR	123308	511136	277072	521814	36934	124
5/2014	MI 7	WI 7	TR	123397	505108	243097	521266	28702	94
5/2014	MI 7	WI 7	TR	123397	510005	246067	521266	28702	62
5/2014	MI 7	WI 7	TR	123398	510005	246067	521392	28730	155
5/2014	MI 7	WI 7	TR	123631	505038	153808	521654	284917	135
5/2014	MI 7	WI 7	TR	123631	505038	153808	523032	384134	92
5/2014	MI 7	WI 7	TR	123631	505038	153808	523035	387791	677
5/2014	MI 7	WI 7	TR	123631	505038	153808	523042	439345	46
5/2014	MI 7	WI 7	TR	123631	505108	243097	523035	387791	267
5/2014	MI 7	WI 7	TR	123631	505230	153728	523035	387791	13
5/2014	MI 7	WI 7	TR	123631	510005	246067	521654	284917	26
5/2014	MI 7	WI 7	TR	123631	510005	246067	523035	387791	169
5/2014	MI 7	WI 7	TR	123631	510029	2610	523035	387791	135
5/2014	MI 7	WI 7	TR	123631	511136	277072	523035	387791	2,240
5/2014	MI 7	WI 7	TR	123643	511136	277072	521164	28842	366

ANR Pipeline Company Transportation Services Fuel By Route Analysis

VASCR351

Reporting Year: *January - December 2014*
Production Period: **05/2014**

<u>Production Period</u>	<u>Receipt Segment</u>	<u>Delivery Segment</u>	<u>Service Class</u>	<u>Svc Req Contract</u>	<u>Receipt Location</u>	<u>Receipt Loc Prop</u>	<u>Delivery Location</u>	<u>Delivery Loc Prop</u>	<u>Fuel Quantity</u>
5/2014	MI 7	WI 7	TR	123643	511136	277072	521250	28841	11
5/2014	MI 7	WI 7	TR	123643	511136	277072	521314	28661	31
5/2014	MI 7	WI 7	TR	123648	511136	277072	521316	28831	318
5/2014	MI 7	WI 7	TR	123800	511136	277072	521374	28662	217
5/2014	MI 7	WI 7	TR	123976	505038	153808	521172	28846	92
5/2014	MI 7	WI 7	TR	123976	505038	153808	521266	28702	101
5/2014	MI 7	WI 7	TR	123976	505038	153808	521314	28661	127
5/2014	MI 7	WI 7	TR	123976	505038	153808	521650	269472	55
5/2014	MI 7	WI 7	TR	123976	505038	153808	521654	284917	83
5/2014	MI 7	WI 7	TR	123976	505038	153808	523032	384134	810
5/2014	MI 7	WI 7	TR	123976	505038	153808	523034	384136	184
5/2014	MI 7	WI 7	TR	123976	510005	246067	521266	28702	109
5/2014	MI 7	WI 7	TR	123976	510005	246067	521314	28661	76
5/2014	MI 7	WI 7	TR	123976	510005	246067	521654	284917	4
5/2014	MI 7	WI 7	TR	123976	510005	246067	523032	384134	376
5/2014	MI 7	WI 7	TR	123976	510005	246067	523034	384136	46
5/2014	MI 7	WI 7	TR	123976	511136	277072	521266	28702	31
5/2014	MI 7	WI 7	TR	123976	511136	277072	521654	284917	162
5/2014	MI 7	WI 7	TR	123976	511136	277072	523032	384134	44
5/2014	MI 7	WI 7	TR	124006	511136	277072	521676	100052	41
5/2014	MI 7	WI 7	TR	124007	510005	246067	521314	28661	138
5/2014	MI 7	WI 7	TR	124007	511136	277072	521314	28661	186
5/2014	MI 7	WI 7	TR	124007	511136	277072	523034	384136	333
5/2014	MI 7	WI 7	TR	124050	505038	153808	521650	269472	1
5/2014	MI 7	WI 7	TR	124050	505038	153808	521654	284917	138
5/2014	MI 7	WI 7	TR	124050	505038	153808	523032	384134	92
5/2014	MI 7	WI 7	TR	124050	505038	153808	523034	384136	166
5/2014	MI 7	WI 7	TR	124050	505108	243097	521650	269472	136
5/2014	MI 7	WI 7	TR	124054	505038	153808	523034	384136	138
5/2014	MI 7	WI 7	TR	124076	505038	153808	521172	28846	140
5/2014	MI 7	WI 7	TR	124076	505038	153808	521250	28841	258
5/2014	MI 7	WI 7	TR	124076	510005	246067	521164	28842	18
5/2014	MI 7	WI 7	TR	124076	510005	246067	521172	28846	353

ANR Pipeline Company Transportation Services Fuel By Route Analysis

VASCR351

Reporting Year: *January - December 2014*
 Production Period: **05/2014**

<u>Production Period</u>	<u>Receipt Segment</u>	<u>Delivery Segment</u>	<u>Service Class</u>	<u>Svc Req Contract</u>	<u>Receipt Location</u>	<u>Receipt Loc Prop</u>	<u>Delivery Location</u>	<u>Delivery Loc Prop</u>	<u>Fuel Quantity</u>
5/2014	MI 7	WI 7	TR	124076	510005	246067	521250	28841	272
5/2014	MI 7	WI 7	TR	124076	510005	246067	521314	28661	38
5/2014	MI 7	WI 7	TR	124076	510005	246067	521650	269472	282
5/2014	MI 7	WI 7	TR	124076	510005	246067	521654	284917	55
5/2014	MI 7	WI 7	TR	124076	510005	246067	523032	384134	184
5/2014	MI 7	WI 7	TR	124076	510005	246067	523034	384136	581
5/2014	MI 7	WI 7	TR	124076	511136	277072	521164	28842	2
5/2014	MI 7	WI 7	TR	124076	511136	277072	521172	28846	796
5/2014	MI 7	WI 7	TR	124076	511136	277072	521250	28841	53
5/2014	MI 7	WI 7	TR	124076	511136	277072	521314	28661	29
5/2014	MI 7	WI 7	TR	124076	511136	277072	521650	269472	91
5/2014	MI 7	WI 7	TR	124076	511136	277072	523032	384134	39
5/2014	MI 7	WI 7	TR	124076	511136	277072	523034	384136	16
5/2014	MI 7	WI 7	TR	124121	505038	153808	521266	28702	69
5/2014	MI 7	WI 7	TR	124121	505038	153808	521314	28661	17
5/2014	MI 7	WI 7	TR	124121	505038	153808	521654	284917	84
5/2014	MI 7	WI 7	TR	124121	505038	153808	523034	384136	31
5/2014	MI 7	WI 7	TR	124121	505108	243097	521314	28661	16
5/2014	MI 7	WI 7	TR	124121	510005	246067	510033	28873	24
5/2014	MI 7	WI 7	TR	124121	510005	246067	521012	40226	37
5/2014	MI 7	WI 7	TR	124121	510005	246067	521172	28846	184
5/2014	MI 7	WI 7	TR	124121	510005	246067	521174	28778	36
5/2014	MI 7	WI 7	TR	124121	510005	246067	521196	28771	68
5/2014	MI 7	WI 7	TR	124121	510005	246067	521202	28682	10
5/2014	MI 7	WI 7	TR	124121	510005	246067	521240	28759	33
5/2014	MI 7	WI 7	TR	124121	510005	246067	521246	28844	13
5/2014	MI 7	WI 7	TR	124121	510005	246067	521262	36868	75
5/2014	MI 7	WI 7	TR	124121	510005	246067	521266	28702	246
5/2014	MI 7	WI 7	TR	124121	510005	246067	521288	28670	10
5/2014	MI 7	WI 7	TR	124121	510005	246067	521314	28661	928
5/2014	MI 7	WI 7	TR	124121	510005	246067	521336	28738	10
5/2014	MI 7	WI 7	TR	124121	510005	246067	521338	28700	10
5/2014	MI 7	WI 7	TR	124121	510005	246067	521362	28733	5

ANR Pipeline Company Transportation Services Fuel By Route Analysis

VASCR351

Reporting Year: *January - December 2014*
 Production Period: **05/2014**

<u>Production Period</u>	<u>Receipt Segment</u>	<u>Delivery Segment</u>	<u>Service Class</u>	<u>Svc Req Contract</u>	<u>Receipt Location</u>	<u>Receipt Loc Prop</u>	<u>Delivery Location</u>	<u>Delivery Loc Prop</u>	<u>Fuel Quantity</u>
5/2014	MI 7	WI 7	TR	124121	510005	246067	521650	269472	22
5/2014	MI 7	WI 7	TR	124121	510005	246067	521814	36934	16
5/2014	MI 7	WI 7	TR	124121	510005	246067	523032	384134	179
5/2014	MI 7	WI 7	TR	124121	510005	246067	523034	384136	253
5/2014	MI 7	WI 7	TR	124121	511136	277072	521012	40226	3
5/2014	MI 7	WI 7	TR	124121	511136	277072	521164	28842	46
5/2014	MI 7	WI 7	TR	124121	511136	277072	521172	28846	289
5/2014	MI 7	WI 7	TR	124121	511136	277072	521174	28778	9
5/2014	MI 7	WI 7	TR	124121	511136	277072	521196	28771	3
5/2014	MI 7	WI 7	TR	124121	511136	277072	521200	28679	3
5/2014	MI 7	WI 7	TR	124121	511136	277072	521202	28682	1
5/2014	MI 7	WI 7	TR	124121	511136	277072	521210	28828	2
5/2014	MI 7	WI 7	TR	124121	511136	277072	521240	28759	1
5/2014	MI 7	WI 7	TR	124121	511136	277072	521246	28844	3
5/2014	MI 7	WI 7	TR	124121	511136	277072	521250	28841	339
5/2014	MI 7	WI 7	TR	124121	511136	277072	521266	28702	716
5/2014	MI 7	WI 7	TR	124121	511136	277072	521286	28853	3
5/2014	MI 7	WI 7	TR	124121	511136	277072	521288	28670	1
5/2014	MI 7	WI 7	TR	124121	511136	277072	521314	28661	1,388
5/2014	MI 7	WI 7	TR	124121	511136	277072	521316	28831	3
5/2014	MI 7	WI 7	TR	124121	511136	277072	521336	28738	4
5/2014	MI 7	WI 7	TR	124121	511136	277072	521338	28700	1
5/2014	MI 7	WI 7	TR	124121	511136	277072	521344	28734	4
5/2014	MI 7	WI 7	TR	124121	511136	277072	521362	28733	1
5/2014	MI 7	WI 7	TR	124121	511136	277072	521374	28662	1
5/2014	MI 7	WI 7	TR	124121	511136	277072	521650	269472	86
5/2014	MI 7	WI 7	TR	124121	511136	277072	521786	28798	1
5/2014	MI 7	WI 7	TR	124121	511136	277072	523032	384134	46
5/2014	MI 7	WI 7	TR	124121	511136	277072	523034	384136	947
5/2014	MI 7	WI 7	TR	124124	510005	246067	521168	28834	3
5/2014	MI 7	WI 7	TR	124124	510005	246067	521172	28846	226
5/2014	MI 7	WI 7	TR	124124	510005	246067	521174	28778	9
5/2014	MI 7	WI 7	TR	124124	510005	246067	521198	28782	2

**ANR Pipeline Company
 Transportation Services
 Fuel By Route Analysis**

VASCR351

Reporting Year: *January - December 2014*
 Production Period: **05/2014**

<u>Production Period</u>	<u>Receipt Segment</u>	<u>Delivery Segment</u>	<u>Service Class</u>	<u>Svc Req Contract</u>	<u>Receipt Location</u>	<u>Receipt Loc Prop</u>	<u>Delivery Location</u>	<u>Delivery Loc Prop</u>	<u>Fuel Quantity</u>
5/2014	MI 7	WI 7	TR	124124	510005	246067	521218	28865	5
5/2014	MI 7	WI 7	TR	124124	510005	246067	521230	28819	5
5/2014	MI 7	WI 7	TR	124124	510005	246067	521240	28759	6
5/2014	MI 7	WI 7	TR	124124	510005	246067	521246	28844	11
5/2014	MI 7	WI 7	TR	124124	510005	246067	521252	28779	51
5/2014	MI 7	WI 7	TR	124124	510005	246067	521260	36867	12
5/2014	MI 7	WI 7	TR	124124	510005	246067	521266	28702	9
5/2014	MI 7	WI 7	TR	124124	510005	246067	521288	28670	2
5/2014	MI 7	WI 7	TR	124124	510005	246067	521298	28736	10
5/2014	MI 7	WI 7	TR	124124	510005	246067	521314	28661	16
5/2014	MI 7	WI 7	TR	124124	510005	246067	521316	28831	3
5/2014	MI 7	WI 7	TR	124124	510005	246067	521324	28794	8
5/2014	MI 7	WI 7	TR	124124	510005	246067	521336	28738	20
5/2014	MI 7	WI 7	TR	124124	510005	246067	521374	28662	6
5/2014	MI 7	WI 7	TR	124124	510005	246067	521650	269472	27
5/2014	MI 7	WI 7	TR	124124	510005	246067	521784	28720	110
5/2014	MI 7	WI 7	TR	124124	510005	246067	521814	36934	31
5/2014	MI 7	WI 7	TR	124124	510005	246067	523041	395460	29
5/2014	MI 7	WI 7	TR	124124	511136	277072	521168	28834	2
5/2014	MI 7	WI 7	TR	124124	511136	277072	521172	28846	122
5/2014	MI 7	WI 7	TR	124124	511136	277072	521174	28778	9
5/2014	MI 7	WI 7	TR	124124	511136	277072	521198	28782	2
5/2014	MI 7	WI 7	TR	124124	511136	277072	521218	28865	3
5/2014	MI 7	WI 7	TR	124124	511136	277072	521230	28819	6
5/2014	MI 7	WI 7	TR	124124	511136	277072	521240	28759	3
5/2014	MI 7	WI 7	TR	124124	511136	277072	521246	28844	6
5/2014	MI 7	WI 7	TR	124124	511136	277072	521252	28779	71
5/2014	MI 7	WI 7	TR	124124	511136	277072	521260	36867	7
5/2014	MI 7	WI 7	TR	124124	511136	277072	521266	28702	5
5/2014	MI 7	WI 7	TR	124124	511136	277072	521298	28736	5
5/2014	MI 7	WI 7	TR	124124	511136	277072	521314	28661	7
5/2014	MI 7	WI 7	TR	124124	511136	277072	521316	28831	2
5/2014	MI 7	WI 7	TR	124124	511136	277072	521322	28868	1

**ANR Pipeline Company
 Transportation Services
 Fuel By Route Analysis**

VASCR351

Reporting Year: *January - December 2014*
 Production Period: **05/2014**

<u>Production Period</u>	<u>Receipt Segment</u>	<u>Delivery Segment</u>	<u>Service Class</u>	<u>Svc Req Contract</u>	<u>Receipt Location</u>	<u>Receipt Loc Prop</u>	<u>Delivery Location</u>	<u>Delivery Loc Prop</u>	<u>Fuel Quantity</u>
5/2014	MI 7	WI 7	TR	124124	511136	277072	521324	28794	3
5/2014	MI 7	WI 7	TR	124124	511136	277072	521336	28738	10
5/2014	MI 7	WI 7	TR	124124	511136	277072	521374	28662	3
5/2014	MI 7	WI 7	TR	124124	511136	277072	521784	28720	103
5/2014	MI 7	WI 7	TR	124124	511136	277072	521814	36934	12
5/2014	MI 7	WI 7	TR	124124	511136	277072	523032	384134	15
5/2014	MI 7	WI 7	TR	124124	511136	277072	523041	395460	16
5/2014	MI 7	WI 7	TR	124125	510005	246067	521034	183670	46
5/2014	MI 7	WI 7	TR	124125	511136	277072	521314	28661	10
5/2014	MI 7	WI 7	TR	124143	510005	246067	521252	28779	3
5/2014	MI 7	WI 7	TR	124143	510005	246067	521650	269472	156
5/2014	MI 7	WI 7	TR	124143	510005	246067	521784	28720	20
5/2014	MI 7	WI 7	TR	124143	510005	246067	523032	384134	65
5/2014	MI 7	WI 7	TR	124143	511136	277072	521784	28720	4
5/2014	MI 7	WI 7	TR	124143	511136	277072	523034	384136	92
5/2014	MI 7	WI 7	TR	124179	505108	243097	521314	28661	8
5/2014	MI 7	WI 7	TR	124179	505108	243097	521676	100052	20
5/2014	MI 7	WI 7	TR	124179	511136	277072	521314	28661	18
5/2014	MI 7	WI 7	TR	124196	505038	153808	521654	284917	184
5/2014	MI 7	WI 7	TR	124196	505038	153808	523032	384134	37
5/2014	MI 7	WI 7	TR	124196	505038	153808	523035	387791	746
5/2014	MI 7	WI 7	TR	124196	505108	243097	523034	384136	106
5/2014	MI 7	WI 7	TR	124196	505108	243097	523035	387791	266
5/2014	MI 7	WI 7	TR	124196	510005	246067	523032	384134	145
5/2014	MI 7	WI 7	TR	124196	510005	246067	523034	384136	32
5/2014	MI 7	WI 7	TR	124196	510005	246067	523035	387791	1,168
5/2014	MI 7	WI 7	TR	124196	511136	277072	523032	384134	14
5/2014	MI 7	WI 7	TR	124196	511136	277072	523035	387791	1,772
5/2014	MI 7	WI 7	TR	124197	505038	153808	523032	384134	69
5/2014	MI 7	WI 7	TR	124197	505038	153808	523035	387791	92
5/2014	MI 7	WI 7	TR	124197	505108	243097	523035	387791	54
5/2014	MI 7	WI 7	TR	124197	510005	246067	523032	384134	39
5/2014	MI 7	WI 7	TR	124197	510005	246067	523035	387791	441

**ANR Pipeline Company
 Transportation Services
 Fuel By Route Analysis**
VASCR351

 Reporting Year: *January - December 2014*
 Production Period: **05/2014**

<u>Production Period</u>	<u>Receipt Segment</u>	<u>Delivery Segment</u>	<u>Service Class</u>	<u>Svc Req Contract</u>	<u>Receipt Location</u>	<u>Receipt Loc Prop</u>	<u>Delivery Location</u>	<u>Delivery Loc Prop</u>	<u>Fuel Quantity</u>
5/2014	MI 7	WI 7	TR	124197	511136	277072	523032	384134	78
5/2014	MI 7	WI 7	TR	124197	511136	277072	523035	387791	727
5/2014	MI 7	WI 7	TR	124572	511136	277072	523032	384134	35
5/2014	MI 7	WI 7	TR	124572	511136	277072	523035	387791	134
5/2014	MI 7	WI 7	TR	124573	511136	277072	521654	284917	11
5/2014	MI 7	WI 7	TR	124573	511136	277072	523032	384134	16
5/2014	MI 7	WI 7	TR	124573	511136	277072	523035	387791	79
5/2014	MI 7	WI 7	TR	124579	511136	277072	521654	284917	89
5/2014	MI 7	WI 7	TR	124579	511136	277072	523032	384134	23
5/2014	MI 7	WI 7	TR	124579	511136	277072	523034	384136	45
5/2014	MI 7	WI 7	TR	124584	511136	277072	521164	28842	26
5/2014	MI 7	WI 7	TR	124584	511136	277072	521314	28661	215
5/2014	MI 7	WI 7	TR	124584	511136	277072	523034	384136	2
5/2014	MI 7	WI 7	TR	124586	511136	277072	521178	28883	1,576
5/2014	MI 7	WI 7	TR	124657	510005	246067	523032	384134	73
5/2014	MI 7	WI 7	TR	124657	510005	246067	523034	384136	92
5/2014	MI 7	WI 7	TR	124657	511136	277072	523032	384134	97
5/2014	MI 7	WI 7	TR	124658	510005	246067	521172	28846	24
5/2014	MI 7	WI 7	TR	124658	511136	277072	521012	40226	105
5/2014	MI 7	WI 7	TR	124658	511136	277072	521182	28854	117
5/2014	MI 7	WI 7	TR	124658	511136	277072	521200	28679	31
5/2014	MI 7	WI 7	TR	124658	511136	277072	521212	28882	58
5/2014	MI 7	WI 7	TR	124658	511136	277072	521214	40197	88
5/2014	MI 7	WI 7	TR	124658	511136	277072	521218	28865	54
5/2014	MI 7	WI 7	TR	124658	511136	277072	521220	28766	187
5/2014	MI 7	WI 7	TR	124658	511136	277072	521240	28759	23
5/2014	MI 7	WI 7	TR	124658	511136	277072	521246	28844	314
5/2014	MI 7	WI 7	TR	124658	511136	277072	521250	28841	232
5/2014	MI 7	WI 7	TR	124658	511136	277072	521266	28702	3
5/2014	MI 7	WI 7	TR	124658	511136	277072	521298	28736	48
5/2014	MI 7	WI 7	TR	124658	511136	277072	521302	28747	82
5/2014	MI 7	WI 7	TR	124658	511136	277072	521314	28661	37
5/2014	MI 7	WI 7	TR	124658	511136	277072	521318	28829	22

ANR Pipeline Company Transportation Services Fuel By Route Analysis

VASCR351

Reporting Year: *January - December 2014*
 Production Period: **05/2014**

<u>Production Period</u>	<u>Receipt Segment</u>	<u>Delivery Segment</u>	<u>Service Class</u>	<u>Svc Req Contract</u>	<u>Receipt Location</u>	<u>Receipt Loc Prop</u>	<u>Delivery Location</u>	<u>Delivery Loc Prop</u>	<u>Fuel Quantity</u>
5/2014	MI 7	WI 7	TR	124658	511136	277072	521322	28868	236
5/2014	MI 7	WI 7	TR	124658	511136	277072	521324	28794	47
5/2014	MI 7	WI 7	TR	124658	511136	277072	521328	28763	146
5/2014	MI 7	WI 7	TR	124658	511136	277072	521330	28761	106
5/2014	MI 7	WI 7	TR	124658	511136	277072	521336	28738	32
5/2014	MI 7	WI 7	TR	124658	511136	277072	521340	28732	31
5/2014	MI 7	WI 7	TR	124658	511136	277072	521350	28660	123
5/2014	MI 7	WI 7	TR	124658	511136	277072	521356	28774	127
5/2014	MI 7	WI 7	TR	124658	511136	277072	521370	28788	48
5/2014	MI 7	WI 7	TR	124658	511136	277072	521374	28662	31
5/2014	MI 7	WI 7	TR	124658	511136	277072	521392	28730	93
5/2014	MI 7	WI 7	TR	124658	511136	277072	521676	100052	190
5/2014	MI 7	WI 7	TR	124658	511136	277072	521786	28798	42
5/2014	MI 7	WI 7	TR	124658	511136	277072	521814	36934	171
5/2014	MI 7	WI 7	TR	124659	505108	243097	521650	269472	189
5/2014	MI 7	WI 7	TR	124659	505108	243097	523034	384136	10
5/2014	MI 7	WI 7	TR	124659	505108	243097	523042	439345	92
5/2014	MI 7	WI 7	TR	124669	505038	153808	521654	284917	62
5/2014	MI 7	WI 7	TR	124669	505038	153808	523035	387791	58
5/2014	MI 7	WI 7	TR	124669	510005	246067	523035	387791	12
5/2014	MI 7	WI 7	TR	124669	511136	277072	521654	284917	4
5/2014	MI 7	WI 7	TR	124669	511136	277072	523035	387791	255
5/2014	MI 7	WI 7	TR	124671	505108	243097	521322	28868	465
5/2014	MI 7	WI 7	TR	124672	505108	243097	521266	28702	41
5/2014	MI 7	WI 7	TR	124674	505038	153808	523032	384134	64
5/2014	MI 7	WI 7	TR	124674	505038	153808	523035	387791	140
5/2014	MI 7	WI 7	TR	124674	510005	246067	523035	387791	270
5/2014	MI 7	WI 7	TR	124674	511136	277072	523035	387791	371
5/2014	MI 7	WI 7	TR	124675	505038	153808	523032	384134	2
5/2014	MI 7	WI 7	TR	124675	505108	243097	523042	439345	32
5/2014	MI 7	WI 7	TR	124675	510005	246067	523034	384136	23
5/2014	MI 7	WI 7	TR	124675	511136	277072	521650	269472	32
5/2014	MI 7	WI 7	TR	124675	511136	277072	523034	384136	9

ANR Pipeline Company Transportation Services Fuel By Route Analysis
--

VASCR351

 Reporting Year: *January - December 2014*
 Production Period: **05/2014**

<u>Production Period</u>	<u>Receipt Segment</u>	<u>Delivery Segment</u>	<u>Service Class</u>	<u>Svc Req Contract</u>	<u>Receipt Location</u>	<u>Receipt Loc Prop</u>	<u>Delivery Location</u>	<u>Delivery Loc Prop</u>	<u>Fuel Quantity</u>
5/2014	MI 7	WI 7	TR	124676	505038	153808	521654	284917	28
5/2014	MI 7	WI 7	TR	124676	505038	153808	523035	387791	56
5/2014	MI 7	WI 7	TR	124676	510005	246067	523035	387791	224
5/2014	MI 7	WI 7	TR	124676	511136	277072	523035	387791	112
5/2014	MI 7	WI 7	TR	124677	505038	153808	523032	384134	58
5/2014	MI 7	WI 7	TR	124677	505038	153808	523035	387791	232
5/2014	MI 7	WI 7	TR	124677	510005	246067	523035	387791	647
5/2014	MI 7	WI 7	TR	124677	511136	277072	523035	387791	804
5/2014	MI 7	WI 7	TR	124685	505038	153808	521164	28842	117
5/2014	MI 7	WI 7	TR	124685	505038	153808	521178	28883	12
5/2014	MI 7	WI 7	TR	124685	505038	153808	521288	28670	6
5/2014	MI 7	WI 7	TR	124685	511136	277072	521164	28842	331
5/2014	MI 7	WI 7	TR	124685	511136	277072	521178	28883	14
5/2014	MI 7	WI 7	TR	124685	511136	277072	521314	28661	120
5/2014	MI 7	WI 7	TS	121185	505038	153808	523034	384136	35
5/2014	MI 7	WI 7	TS	123061	505038	153808	521396	150407	6
5/2014	MI 7	WI 7	TS	123220	505038	153808	521392	28730	55
	Segment								94,902
5/2014	MW 5	MI 7	TR	123297	510016	5751	505038	153808	176
5/2014	MW 5	MI 7	TR	123297	510016	5751	521622	110850	1,844
5/2014	MW 5	MI 7	TR	124585	510016	5751	521118	11578	118
	Segment								2,138
5/2014	MW 5	MW 6	TR	114767	513067	696539	521608	171759	124
	Segment								124
5/2014	MW 5	WI 7	TR	123297	510016	5751	521314	28661	101
5/2014	MW 5	WI 7	TR	123297	510016	5751	521654	284917	76
5/2014	MW 5	WI 7	TR	124608	510016	5751	521314	28661	65
	Segment								242
5/2014	MW 6	MI 7	TR	750	505014	139246	505038	153808	153
5/2014	MW 6	MI 7	TR	108985	505005	139233	505038	153808	42
5/2014	MW 6	MI 7	TR	123405	505013	139241	505038	153808	594

ANR Pipeline Company Transportation Services Fuel By Route Analysis

VASCR351

Reporting Year: *January - December 2014*
 Production Period: **05/2014**

<u>Production Period</u>	<u>Receipt Segment</u>	<u>Delivery Segment</u>	<u>Service Class</u>	<u>Svc Req Contract</u>	<u>Receipt Location</u>	<u>Receipt Loc Prop</u>	<u>Delivery Location</u>	<u>Delivery Loc Prop</u>	<u>Fuel Quantity</u>
5/2014	MW 6	MI 7	TR	124214	521482	4741	505038	153808	316
5/2014	MW 6	MI 7	TR	124480	521420	4602	505038	153808	142
	Segment								1,247
5/2014	MW 6	MW 6	TR	111803	505286	153727	521646	261475	2
	Segment								2
5/2014	SE 1	ME 2	TR	114655	511164	186900	521044	261572	2,384
	Segment								2,384
5/2014	SE 1	ME 3	TR	106116	511164	186900	505007	139235	99
5/2014	SE 1	ME 3	TR	111963	511164	186900	521626	40184	125
	Segment								224
5/2014	SE 1	MI 7	TR	106118	511164	186900	505028	139366	94
5/2014	SE 1	MI 7	TR	113650	511164	186900	521932	138744	85
	Segment								179
5/2014	SE 1	SE 1	TR	106779	505544	1250765	505276	325427	155
5/2014	SE 1	SE 1	TR	108649	505544	1250765	505276	325427	146
5/2014	SE 1	SE 1	TR	115495	505544	1250765	505276	325427	62
5/2014	SE 1	SE 1	TR	115495	510003	135819	505276	325427	62
5/2014	SE 1	SE 1	TR	115504	505544	1250765	505276	325427	217
5/2014	SE 1	SE 1	TR	115821	505544	1250765	505358	345116	44
5/2014	SE 1	SE 1	TR	118519	505544	1250765	505276	325427	62
5/2014	SE 1	SE 1	TR	118602	505544	1250765	505276	325427	124
5/2014	SE 1	SE 1	TR	119427	505544	1250765	505276	325427	31
5/2014	SE 1	SE 1	TR	119834	510003	135819	505276	325427	31
5/2014	SE 1	SE 1	TR	120969	510003	135819	505276	325427	279
5/2014	SE 1	SE 1	TR	121272	510003	135819	505276	325427	186
5/2014	SE 1	SE 1	TR	123663	505544	1250765	505276	325427	311
5/2014	SE 1	SE 1	TR	123663	510003	135819	505276	325427	10
5/2014	SE 1	SE 1	TR	124040	510003	135819	505276	325427	31
5/2014	SE 1	SE 1	TR	124180	505544	1250765	523064	766185	1,693
5/2014	SE 1	SE 1	TR	124180	510003	135819	520013	7703	15
5/2014	SE 1	SE 1	TR	124180	510003	135819	523064	766185	298

ANR Pipeline Company Transportation Services Fuel By Route Analysis

VASCR351

Reporting Year: *January - December 2014*
 Production Period: **05/2014**

<u>Production Period</u>	<u>Receipt Segment</u>	<u>Delivery Segment</u>	<u>Service Class</u>	<u>Svc Req Contract</u>	<u>Receipt Location</u>	<u>Receipt Loc Prop</u>	<u>Delivery Location</u>	<u>Delivery Loc Prop</u>	<u>Fuel Quantity</u>
5/2014	SE 1	SE 1	TR	124590	510003	135819	505276	325427	93
	Segment								3,850
5/2014	SE 1	SE 2	TR	120104	520013	7703	522130	38295	57
	Segment								57
5/2014	SE 2	ME 2	TR	106309	505002	103565	521594	20666	782
5/2014	SE 2	ME 2	TR	120643	505002	103565	523069	1055519	129
5/2014	SE 2	ME 2	TR	121721	505002	103565	521536	20046	434
5/2014	SE 2	ME 2	TR	122805	505002	103565	523073	1292823	277
5/2014	SE 2	ME 2	TS	123102	505002	103565	505060	221444	2,432
5/2014	SE 2	ME 2	TS	123388	505002	103565	505126	267228	326
	Segment								4,380
5/2014	SE 2	ME 3	TR	109950	505002	103565	521638	153767	310
5/2014	SE 2	ME 3	TR	109952	505002	103565	521638	153767	896
5/2014	SE 2	ME 3	TR	111963	505002	103565	521626	40184	372
5/2014	SE 2	ME 3	TR	113546	505002	103565	505563	1389347	3,251
5/2014	SE 2	ME 3	TR	116740	505002	103565	523038	398767	184
5/2014	SE 2	ME 3	TR	118761	505002	103565	520024	21906	10,293
5/2014	SE 2	ME 3	TR	118863	505002	103565	521986	277052	467
5/2014	SE 2	ME 3	TR	119986	505002	103565	521626	40184	1,249
5/2014	SE 2	ME 3	TR	120144	505002	103565	505238	174721	144
5/2014	SE 2	ME 3	TR	120144	505002	103565	521626	40184	948
5/2014	SE 2	ME 3	TR	121721	505002	103565	521092	4475	31
5/2014	SE 2	ME 3	TR	123138	505002	103565	521010	40186	65
5/2014	SE 2	ME 3	TR	123138	505002	103565	521530	4274	1
5/2014	SE 2	ME 3	TR	124076	505002	103565	521010	40186	20
5/2014	SE 2	ME 3	TR	124076	505002	103565	521626	40184	26
5/2014	SE 2	ME 3	TR	124118	505002	103565	505238	174721	4,320
5/2014	SE 2	ME 3	TR	124118	505002	103565	521626	40184	988
5/2014	SE 2	ME 3	TR	124121	505002	103565	521010	40186	3
5/2014	SE 2	ME 3	TR	124125	505002	103565	505564	1389346	2,697
5/2014	SE 2	ME 3	TR	124127	505002	103565	521620	16118	4,607
5/2014	SE 2	ME 3	TR	124130	505002	103565	521010	40186	4

**ANR Pipeline Company
 Transportation Services
 Fuel By Route Analysis**
VASCR351

 Reporting Year: *January - December 2014*
 Production Period: **05/2014**

<u>Production Period</u>	<u>Receipt Segment</u>	<u>Delivery Segment</u>	<u>Service Class</u>	<u>Svc Req Contract</u>	<u>Receipt Location</u>	<u>Receipt Loc Prop</u>	<u>Delivery Location</u>	<u>Delivery Loc Prop</u>	<u>Fuel Quantity</u>
5/2014	SE 2	ME 3	TR	124130	505002	103565	521534	138745	1
5/2014	SE 2	ME 3	TR	124131	505002	103565	521010	40186	5
5/2014	SE 2	ME 3	TR	124143	505002	103565	521010	40186	2,881
5/2014	SE 2	ME 3	TR	124143	505002	103565	521626	40184	3,282
5/2014	SE 2	ME 3	TR	124165	505002	103565	505392	356048	152
5/2014	SE 2	ME 3	TR	124168	505002	103565	521552	16265	2
5/2014	SE 2	ME 3	TR	124182	505002	103565	505392	356048	37
5/2014	SE 2	ME 3	TR	124192	505002	103565	505392	356048	160
5/2014	SE 2	ME 3	TR	124227	505002	103565	505392	356048	39
5/2014	SE 2	ME 3	TR	124233	505002	103565	505392	356048	82
5/2014	SE 2	ME 3	TR	124269	505002	103565	521626	40184	31
5/2014	SE 2	ME 3	TR	124271	505002	103565	521626	40184	341
5/2014	SE 2	ME 3	TR	124272	505002	103565	521626	40184	80
5/2014	SE 2	ME 3	TR	124273	505002	103565	521626	40184	36
5/2014	SE 2	ME 3	TR	124275	505002	103565	521626	40184	31
5/2014	SE 2	ME 3	TR	124311	505002	103565	521626	40184	124
5/2014	SE 2	ME 3	TR	124314	505002	103565	521626	40184	1
5/2014	SE 2	ME 3	TR	124337	505002	103565	521626	40184	31
5/2014	SE 2	ME 3	TR	124339	505002	103565	521626	40184	264
5/2014	SE 2	ME 3	TR	124342	505002	103565	521626	40184	130
5/2014	SE 2	ME 3	TR	124401	505002	103565	505392	356048	2
5/2014	SE 2	ME 3	TR	124401	505002	103565	521620	16118	1
5/2014	SE 2	ME 3	TR	124451	505002	103565	521552	16265	2
5/2014	SE 2	ME 3	TR	124484	505002	103565	521626	40184	143
5/2014	SE 2	ME 3	TR	124485	505002	103565	521626	40184	15
5/2014	SE 2	ME 3	TR	124509	505002	103565	521626	40184	186
5/2014	SE 2	ME 3	TR	124534	505002	103565	521552	16265	4
5/2014	SE 2	ME 3	TR	124651	505002	103565	520026	38843	7
5/2014	SE 2	ME 3	TR	124669	505002	103565	521620	16118	1,246
5/2014	SE 2	ME 3	TR	124680	505002	103565	520026	38843	3
5/2014	SE 2	ME 3	TR	124689	505002	103565	521010	40186	271
5/2014	SE 2	ME 3	TR	124689	505002	103565	521528	4351	9
5/2014	SE 2	ME 3	TR	124689	505002	103565	521534	138745	4

ANR Pipeline Company Transportation Services Fuel By Route Analysis

VASCR351

 Reporting Year: *January - December 2014*
 Production Period: **05/2014**

<u>Production Period</u>	<u>Receipt Segment</u>	<u>Delivery Segment</u>	<u>Service Class</u>	<u>Svc Req Contract</u>	<u>Receipt Location</u>	<u>Receipt Loc Prop</u>	<u>Delivery Location</u>	<u>Delivery Loc Prop</u>	<u>Fuel Quantity</u>
5/2014	SE 2	ME 3	TS	123081	505002	103565	521568	4280	66
5/2014	SE 2	ME 3	TS	123608	505002	103565	521560	4481	24
	Segment								40,569
5/2014	SE 2	MI 7	TR	106310	505002	103565	505038	153808	845
5/2014	SE 2	MI 7	TR	113650	505002	103565	521932	138744	437
5/2014	SE 2	MI 7	TR	114746	505002	103565	521116	42078	1,336
5/2014	SE 2	MI 7	TR	115942	505002	103565	521102	11674	1,142
5/2014	SE 2	MI 7	TR	115942	505002	103565	521106	11747	1,142
5/2014	SE 2	MI 7	TR	115942	505002	103565	521110	11803	1,300
5/2014	SE 2	MI 7	TR	115942	505002	103565	521116	42078	1,640
5/2014	SE 2	MI 7	TR	116556	505002	103565	521116	42078	972
5/2014	SE 2	MI 7	TR	118088	505002	103565	505038	153808	485
5/2014	SE 2	MI 7	TR	119986	505002	103565	505038	153808	4,903
5/2014	SE 2	MI 7	TR	119986	505002	103565	521116	42078	2,172
5/2014	SE 2	MI 7	TR	120144	505002	103565	505038	153808	591
5/2014	SE 2	MI 7	TR	120144	505002	103565	521074	40470	116
5/2014	SE 2	MI 7	TR	120144	505002	103565	521080	138675	40
5/2014	SE 2	MI 7	TR	120144	505002	103565	521116	42078	2,961
5/2014	SE 2	MI 7	TR	120144	505002	103565	521118	11578	767
5/2014	SE 2	MI 7	TR	120144	505002	103565	521122	11751	55
5/2014	SE 2	MI 7	TR	120144	505002	103565	521124	11562	37
5/2014	SE 2	MI 7	TR	120144	505002	103565	521138	11680	900
5/2014	SE 2	MI 7	TR	120144	505002	103565	521142	40477	344
5/2014	SE 2	MI 7	TR	120144	505002	103565	521144	11580	226
5/2014	SE 2	MI 7	TR	120144	505002	103565	521146	11785	60
5/2014	SE 2	MI 7	TR	120144	505002	103565	521162	11748	219
5/2014	SE 2	MI 7	TR	120144	505002	103565	521634	11566	3,860
5/2014	SE 2	MI 7	TR	120144	505002	103565	521670	40468	2,460
5/2014	SE 2	MI 7	TR	120144	505002	103565	521962	139401	1,178
5/2014	SE 2	MI 7	TR	120144	505002	103565	523052	467243	83
5/2014	SE 2	MI 7	TR	121075	505002	103565	521690	40892	486
5/2014	SE 2	MI 7	TR	121893	505002	103565	505038	153808	14,694
5/2014	SE 2	MI 7	TR	123138	505002	103565	505038	153808	5

ANR Pipeline Company Transportation Services Fuel By Route Analysis

VASCR351

Reporting Year: *January - December 2014*
 Production Period: **05/2014**

<u>Production Period</u>	<u>Receipt Segment</u>	<u>Delivery Segment</u>	<u>Service Class</u>	<u>Svc Req Contract</u>	<u>Receipt Location</u>	<u>Receipt Loc Prop</u>	<u>Delivery Location</u>	<u>Delivery Loc Prop</u>	<u>Fuel Quantity</u>
5/2014	SE 2	MI 7	TR	123566	505002	103565	521588	40481	2,910
5/2014	SE 2	MI 7	TR	124023	505002	103565	521932	138744	42
5/2014	SE 2	MI 7	TR	124076	505002	103565	505038	153808	885
5/2014	SE 2	MI 7	TR	124076	505002	103565	521030	282436	2,081
5/2014	SE 2	MI 7	TR	124076	505002	103565	521116	42078	12,530
5/2014	SE 2	MI 7	TR	124076	505002	103565	521622	110850	1,736
5/2014	SE 2	MI 7	TR	124076	505002	103565	521690	40892	10,819
5/2014	SE 2	MI 7	TR	124076	505002	103565	523008	312117	635
5/2014	SE 2	MI 7	TR	124118	505002	103565	505038	153808	204
5/2014	SE 2	MI 7	TR	124118	505002	103565	521116	42078	770
5/2014	SE 2	MI 7	TR	124121	505002	103565	505038	153808	2,789
5/2014	SE 2	MI 7	TR	124121	505002	103565	505108	243097	154
5/2014	SE 2	MI 7	TR	124121	505002	103565	521030	282436	1,900
5/2014	SE 2	MI 7	TR	124121	505002	103565	521116	42078	8,755
5/2014	SE 2	MI 7	TR	124121	505002	103565	521622	110850	340
5/2014	SE 2	MI 7	TR	124121	505002	103565	521690	40892	8,468
5/2014	SE 2	MI 7	TR	124121	505002	103565	523008	312117	370
5/2014	SE 2	MI 7	TR	124122	505002	103565	521116	42078	1,608
5/2014	SE 2	MI 7	TR	124123	505002	103565	505038	153808	415
5/2014	SE 2	MI 7	TR	124123	505002	103565	521116	42078	2,158
5/2014	SE 2	MI 7	TR	124124	505002	103565	505038	153808	2,896
5/2014	SE 2	MI 7	TR	124124	505002	103565	521014	153852	150
5/2014	SE 2	MI 7	TR	124124	505002	103565	521074	40470	3,365
5/2014	SE 2	MI 7	TR	124124	505002	103565	521116	42078	2
5/2014	SE 2	MI 7	TR	124124	505002	103565	521118	11578	188
5/2014	SE 2	MI 7	TR	124124	505002	103565	521120	11795	62
5/2014	SE 2	MI 7	TR	124124	505002	103565	521122	11751	1,580
5/2014	SE 2	MI 7	TR	124124	505002	103565	521124	11562	387
5/2014	SE 2	MI 7	TR	124124	505002	103565	521138	11680	537
5/2014	SE 2	MI 7	TR	124124	505002	103565	521140	11749	93
5/2014	SE 2	MI 7	TR	124124	505002	103565	521142	40477	294
5/2014	SE 2	MI 7	TR	124124	505002	103565	521144	11580	389
5/2014	SE 2	MI 7	TR	124124	505002	103565	521146	11785	49

ANR Pipeline Company Transportation Services Fuel By Route Analysis

VASCR351

Reporting Year: *January - December 2014*
Production Period: **05/2014**

<u>Production Period</u>	<u>Receipt Segment</u>	<u>Delivery Segment</u>	<u>Service Class</u>	<u>Svc Req Contract</u>	<u>Receipt Location</u>	<u>Receipt Loc Prop</u>	<u>Delivery Location</u>	<u>Delivery Loc Prop</u>	<u>Fuel Quantity</u>
5/2014	SE 2	MI 7	TR	124124	505002	103565	521156	11572	186
5/2014	SE 2	MI 7	TR	124124	505002	103565	521160	11590	203
5/2014	SE 2	MI 7	TR	124124	505002	103565	521162	11748	1,231
5/2014	SE 2	MI 7	TR	124124	505002	103565	521670	40468	478
5/2014	SE 2	MI 7	TR	124124	505002	103565	521678	140834	62
5/2014	SE 2	MI 7	TR	124124	505002	103565	521690	40892	336
5/2014	SE 2	MI 7	TR	124124	505002	103565	521948	4492	477
5/2014	SE 2	MI 7	TR	124124	505002	103565	521962	139401	469
5/2014	SE 2	MI 7	TR	124125	505002	103565	505038	153808	521
5/2014	SE 2	MI 7	TR	124125	505002	103565	521014	153852	847
5/2014	SE 2	MI 7	TR	124125	505002	103565	521116	42078	2,476
5/2014	SE 2	MI 7	TR	124125	505002	103565	521634	11566	222
5/2014	SE 2	MI 7	TR	124125	505002	103565	521690	40892	2,771
5/2014	SE 2	MI 7	TR	124126	505002	103565	505038	153808	425
5/2014	SE 2	MI 7	TR	124126	505002	103565	521116	42078	2,391
5/2014	SE 2	MI 7	TR	124126	505002	103565	521942	198847	4,715
5/2014	SE 2	MI 7	TR	124127	505002	103565	521690	40892	1,731
5/2014	SE 2	MI 7	TR	124128	505002	103565	521116	42078	12
5/2014	SE 2	MI 7	TR	124128	505002	103565	521634	11566	324
5/2014	SE 2	MI 7	TR	124128	505002	103565	521690	40892	36
5/2014	SE 2	MI 7	TR	124130	505002	103565	521074	40470	242
5/2014	SE 2	MI 7	TR	124130	505002	103565	521116	42078	23
5/2014	SE 2	MI 7	TR	124130	505002	103565	521118	11578	1,089
5/2014	SE 2	MI 7	TR	124130	505002	103565	521142	40477	495
5/2014	SE 2	MI 7	TR	124130	505002	103565	521144	11580	288
5/2014	SE 2	MI 7	TR	124130	505002	103565	521146	11785	429
5/2014	SE 2	MI 7	TR	124130	505002	103565	521156	11572	562
5/2014	SE 2	MI 7	TR	124130	505002	103565	521162	11748	235
5/2014	SE 2	MI 7	TR	124130	505002	103565	521634	11566	805
5/2014	SE 2	MI 7	TR	124130	505002	103565	521670	40468	351
5/2014	SE 2	MI 7	TR	124130	505002	103565	521690	40892	162
5/2014	SE 2	MI 7	TR	124130	505002	103565	521962	139401	51
5/2014	SE 2	MI 7	TR	124130	505002	103565	523052	467243	393

ANR Pipeline Company Transportation Services Fuel By Route Analysis

VASCR351

Reporting Year: *January - December 2014*
 Production Period: **05/2014**

<u>Production Period</u>	<u>Receipt Segment</u>	<u>Delivery Segment</u>	<u>Service Class</u>	<u>Svc Req Contract</u>	<u>Receipt Location</u>	<u>Receipt Loc Prop</u>	<u>Delivery Location</u>	<u>Delivery Loc Prop</u>	<u>Fuel Quantity</u>
5/2014	SE 2	MI 7	TR	124131	505002	103565	521074	40470	471
5/2014	SE 2	MI 7	TR	124131	505002	103565	521116	42078	203
5/2014	SE 2	MI 7	TR	124131	505002	103565	521144	11580	263
5/2014	SE 2	MI 7	TR	124131	505002	103565	521156	11572	115
5/2014	SE 2	MI 7	TR	124131	505002	103565	521634	11566	343
5/2014	SE 2	MI 7	TR	124131	505002	103565	521670	40468	262
5/2014	SE 2	MI 7	TR	124131	505002	103565	521690	40892	304
5/2014	SE 2	MI 7	TR	124133	505002	103565	521116	42078	30
5/2014	SE 2	MI 7	TR	124139	505002	103565	505038	153808	2,461
5/2014	SE 2	MI 7	TR	124139	505002	103565	521116	42078	111
5/2014	SE 2	MI 7	TR	124140	505002	103565	505038	153808	860
5/2014	SE 2	MI 7	TR	124140	505002	103565	521116	42078	38
5/2014	SE 2	MI 7	TR	124143	505002	103565	505038	153808	2,262
5/2014	SE 2	MI 7	TR	124143	505002	103565	521014	153852	10
5/2014	SE 2	MI 7	TR	124143	505002	103565	521074	40470	10
5/2014	SE 2	MI 7	TR	124143	505002	103565	521690	40892	2,352
5/2014	SE 2	MI 7	TR	124143	505002	103565	521948	4492	154
5/2014	SE 2	MI 7	TR	124143	505002	103565	521962	139401	76
5/2014	SE 2	MI 7	TR	124144	505002	103565	521074	40470	1,542
5/2014	SE 2	MI 7	TR	124144	505002	103565	521122	11751	2
5/2014	SE 2	MI 7	TR	124144	505002	103565	521142	40477	12
5/2014	SE 2	MI 7	TR	124144	505002	103565	521144	11580	134
5/2014	SE 2	MI 7	TR	124144	505002	103565	521146	11785	302
5/2014	SE 2	MI 7	TR	124144	505002	103565	521154	11574	318
5/2014	SE 2	MI 7	TR	124144	505002	103565	521156	11572	184
5/2014	SE 2	MI 7	TR	124144	505002	103565	521158	11581	686
5/2014	SE 2	MI 7	TR	124144	505002	103565	521162	11748	324
5/2014	SE 2	MI 7	TR	124144	505002	103565	521634	11566	341
5/2014	SE 2	MI 7	TR	124145	505002	103565	505038	153808	2,562
5/2014	SE 2	MI 7	TR	124145	505002	103565	521634	11566	1,178
5/2014	SE 2	MI 7	TR	124146	505002	103565	505038	153808	4,848
5/2014	SE 2	MI 7	TR	124146	505002	103565	521008	11616	59
5/2014	SE 2	MI 7	TR	124146	505002	103565	521116	42078	2,086

ANR Pipeline Company Transportation Services Fuel By Route Analysis
--

VASCR351

 Reporting Year: *January - December 2014*
 Production Period: **05/2014**

<u>Production Period</u>	<u>Receipt Segment</u>	<u>Delivery Segment</u>	<u>Service Class</u>	<u>Svc Req Contract</u>	<u>Receipt Location</u>	<u>Receipt Loc Prop</u>	<u>Delivery Location</u>	<u>Delivery Loc Prop</u>	<u>Fuel Quantity</u>
5/2014	SE 2	MI 7	TR	124146	505002	103565	521118	11578	25
5/2014	SE 2	MI 7	TR	124146	505002	103565	521634	11566	17,213
5/2014	SE 2	MI 7	TR	124146	505002	103565	521670	40468	28
5/2014	SE 2	MI 7	TR	124146	505002	103565	521690	40892	529
5/2014	SE 2	MI 7	TR	124165	505002	103565	505020	139252	1,235
5/2014	SE 2	MI 7	TR	124168	505002	103565	521932	138744	46
5/2014	SE 2	MI 7	TR	124179	505002	103565	521014	153852	2,320
5/2014	SE 2	MI 7	TR	124179	505002	103565	521074	40470	127
5/2014	SE 2	MI 7	TR	124179	505002	103565	521116	42078	2,668
5/2014	SE 2	MI 7	TR	124179	505002	103565	521118	11578	5
5/2014	SE 2	MI 7	TR	124179	505002	103565	521122	11751	6
5/2014	SE 2	MI 7	TR	124179	505002	103565	521138	11680	946
5/2014	SE 2	MI 7	TR	124179	505002	103565	521142	40477	5
5/2014	SE 2	MI 7	TR	124179	505002	103565	521158	11581	1,421
5/2014	SE 2	MI 7	TR	124179	505002	103565	521162	11748	8
5/2014	SE 2	MI 7	TR	124179	505002	103565	521948	4492	4
5/2014	SE 2	MI 7	TR	124182	505002	103565	521098	108641	147
5/2014	SE 2	MI 7	TR	124192	505002	103565	505020	139252	42
5/2014	SE 2	MI 7	TR	124227	505002	103565	505020	139252	41
5/2014	SE 2	MI 7	TR	124233	505002	103565	505020	139252	751
5/2014	SE 2	MI 7	TR	124267	505002	103565	505038	153808	62
5/2014	SE 2	MI 7	TR	124272	505002	103565	505038	153808	77
5/2014	SE 2	MI 7	TR	124272	505002	103565	521948	4492	6
5/2014	SE 2	MI 7	TR	124273	505002	103565	505038	153808	17
5/2014	SE 2	MI 7	TR	124273	505002	103565	521948	4492	44
5/2014	SE 2	MI 7	TR	124274	505002	103565	521948	4492	31
5/2014	SE 2	MI 7	TR	124279	505002	103565	505038	153808	496
5/2014	SE 2	MI 7	TR	124280	505002	103565	505038	153808	279
5/2014	SE 2	MI 7	TR	124281	505002	103565	521932	138744	492
5/2014	SE 2	MI 7	TR	124281	505002	103565	521948	4492	214
5/2014	SE 2	MI 7	TR	124286	505002	103565	521948	4492	31
5/2014	SE 2	MI 7	TR	124309	505002	103565	505038	153808	31
5/2014	SE 2	MI 7	TR	124312	505002	103565	505038	153808	248

ANR Pipeline Company Transportation Services Fuel By Route Analysis

VASCR351

Reporting Year: *January - December 2014*
 Production Period: **05/2014**

<u>Production Period</u>	<u>Receipt Segment</u>	<u>Delivery Segment</u>	<u>Service Class</u>	<u>Svc Req Contract</u>	<u>Receipt Location</u>	<u>Receipt Loc Prop</u>	<u>Delivery Location</u>	<u>Delivery Loc Prop</u>	<u>Fuel Quantity</u>
5/2014	SE 2	MI 7	TR	124314	505002	103565	521932	138744	184
5/2014	SE 2	MI 7	TR	124314	505002	103565	521948	4492	9
5/2014	SE 2	MI 7	TR	124340	505002	103565	505038	153808	434
5/2014	SE 2	MI 7	TR	124341	505002	103565	521634	11566	186
5/2014	SE 2	MI 7	TR	124342	505002	103565	521634	11566	206
5/2014	SE 2	MI 7	TR	124342	505002	103565	521932	138744	54
5/2014	SE 2	MI 7	TR	124442	505002	103565	521124	11562	15
5/2014	SE 2	MI 7	TR	124442	505002	103565	521932	138744	27
5/2014	SE 2	MI 7	TR	124448	505002	103565	505038	153808	31
5/2014	SE 2	MI 7	TR	124450	505002	103565	521932	138744	17
5/2014	SE 2	MI 7	TR	124451	505002	103565	521634	11566	58
5/2014	SE 2	MI 7	TR	124476	505002	103565	505038	153808	50
5/2014	SE 2	MI 7	TR	124476	505002	103565	521138	11680	60
5/2014	SE 2	MI 7	TR	124476	505002	103565	521690	40892	45
5/2014	SE 2	MI 7	TR	124478	505002	103565	505038	153808	713
5/2014	SE 2	MI 7	TR	124482	505002	103565	505038	153808	140
5/2014	SE 2	MI 7	TR	124482	505002	103565	521138	11680	120
5/2014	SE 2	MI 7	TR	124482	505002	103565	521690	40892	50
5/2014	SE 2	MI 7	TR	124483	505002	103565	505038	153808	225
5/2014	SE 2	MI 7	TR	124483	505002	103565	521932	138744	550
5/2014	SE 2	MI 7	TR	124484	505002	103565	521932	138744	297
5/2014	SE 2	MI 7	TR	124485	505002	103565	521138	11680	16
5/2014	SE 2	MI 7	TR	124489	505002	103565	521138	11680	62
5/2014	SE 2	MI 7	TR	124510	505002	103565	505038	153808	217
5/2014	SE 2	MI 7	TR	124512	505002	103565	521932	138744	224
5/2014	SE 2	MI 7	TR	124512	505002	103565	521948	4492	64
5/2014	SE 2	MI 7	TR	124534	505002	103565	521634	11566	116
5/2014	SE 2	MI 7	TR	124680	505002	103565	521118	11578	44
5/2014	SE 2	MI 7	TR	124680	505002	103565	521122	11751	17
5/2014	SE 2	MI 7	TR	124680	505002	103565	521138	11680	17
5/2014	SE 2	MI 7	TR	124680	505002	103565	521670	40468	34
5/2014	SE 2	MI 7	TR	124680	505002	103565	521932	138744	27

Segment
198,862

**ANR Pipeline Company
Transportation Services
Fuel By Route Analysis**

VASCR351

Reporting Year: *January - December 2014*
Production Period: **05/2014**

<u>Production Period</u>	<u>Receipt Segment</u>	<u>Delivery Segment</u>	<u>Service Class</u>	<u>Svc Req Contract</u>	<u>Receipt Location</u>	<u>Receipt Loc Prop</u>	<u>Delivery Location</u>	<u>Delivery Loc Prop</u>	<u>Fuel Quantity</u>
5/2014	SE 2	SE 1	TR	108649	505002	103565	505276	325427	435
5/2014	SE 2	SE 1	TR	112268	505002	103565	522141	314210	32
5/2014	SE 2	SE 1	TR	113156	505002	103565	521036	186899	36
5/2014	SE 2	SE 1	TR	113156	505002	103565	523064	766185	150
5/2014	SE 2	SE 1	TR	113399	505002	103565	521036	186899	268
5/2014	SE 2	SE 1	TR	113650	505002	103565	521036	186899	21
5/2014	SE 2	SE 1	TR	114386	505002	103565	521036	186899	1,674
5/2014	SE 2	SE 1	TR	114632	505002	103565	505276	325427	420
5/2014	SE 2	SE 1	TR	114872	505002	103565	521036	186899	3,476
5/2014	SE 2	SE 1	TR	115455	505002	103565	523064	766185	10
5/2014	SE 2	SE 1	TR	115456	505002	103565	523064	766185	81
5/2014	SE 2	SE 1	TR	115457	505002	103565	523064	766185	106
5/2014	SE 2	SE 1	TR	115522	505002	103565	523064	766185	703
5/2014	SE 2	SE 1	TR	115602	505002	103565	520013	7703	2
5/2014	SE 2	SE 1	TR	115656	505002	103565	521036	186899	73
5/2014	SE 2	SE 1	TR	115656	505002	103565	523064	766185	45
5/2014	SE 2	SE 1	TR	116490	505002	103565	523064	766185	881
5/2014	SE 2	SE 1	TR	117272	505002	103565	523064	766185	252
5/2014	SE 2	SE 1	TR	120095	505002	103565	521036	186899	15
5/2014	SE 2	SE 1	TR	121099	505002	103565	521036	186899	24
5/2014	SE 2	SE 1	TR	122080	505002	103565	521036	186899	20
5/2014	SE 2	SE 1	TR	122080	505002	103565	523064	766185	708
5/2014	SE 2	SE 1	TR	123145	505002	103565	521036	186899	133
5/2014	SE 2	SE 1	TR	124180	505002	103565	520013	7703	95
5/2014	SE 2	SE 1	TR	124180	505002	103565	521036	186899	245
5/2014	SE 2	SE 1	TR	124180	505002	103565	523064	766185	2,844
5/2014	SE 2	SE 1	TR	124683	505002	103565	521036	186899	46
5/2014	SE 2	SE 1	TR	124684	505002	103565	521036	186899	17
5/2014	SE 2	SE 1	TR	124692	505002	103565	520013	7703	45
5/2014	SE 2	SE 1	TR	124692	505002	103565	523064	766185	255
	Segment								13,112
5/2014	SE 2	SE 2	TR	106777	505002	103565	522130	38295	227
5/2014	SE 2	SE 2	TR	112268	505002	103565	520004	10369	584

ANR Pipeline Company Transportation Services Fuel By Route Analysis

VASCR351

Reporting Year: *January - December 2014*
Production Period: **05/2014**

<u>Production Period</u>	<u>Receipt Segment</u>	<u>Delivery Segment</u>	<u>Service Class</u>	<u>Svc Req Contract</u>	<u>Receipt Location</u>	<u>Receipt Loc Prop</u>	<u>Delivery Location</u>	<u>Delivery Loc Prop</u>	<u>Fuel Quantity</u>
5/2014	SE 2	SE 2	TR	112268	505002	103565	521632	42593	32
5/2014	SE 2	SE 2	TR	112832	505002	103565	523050	467240	1,125
5/2014	SE 2	SE 2	TR	113480	505002	103565	523017	322045	5
5/2014	SE 2	SE 2	TR	113480	505264	68285	523017	322045	64
5/2014	SE 2	SE 2	TR	113490	505002	103565	523017	322045	669
5/2014	SE 2	SE 2	TR	113490	505264	68285	523017	322045	209
5/2014	SE 2	SE 2	TR	114723	505002	103565	523063	742883	2
5/2014	SE 2	SE 2	TR	114872	505002	103565	523063	742883	2,948
5/2014	SE 2	SE 2	TR	115420	505002	103565	523018	322625	45
5/2014	SE 2	SE 2	TR	115455	505002	103565	520004	10369	176
5/2014	SE 2	SE 2	TR	115456	505002	103565	520004	10369	4
5/2014	SE 2	SE 2	TR	115457	505002	103565	520004	10369	160
5/2014	SE 2	SE 2	TR	115602	505002	103565	520004	10369	45
5/2014	SE 2	SE 2	TR	115602	505002	103565	521632	42593	49
5/2014	SE 2	SE 2	TR	115602	505002	103565	523050	467240	15
5/2014	SE 2	SE 2	TR	115621	505002	103565	523063	742883	34
5/2014	SE 2	SE 2	TR	115726	505002	103565	520004	10369	2,790
5/2014	SE 2	SE 2	TR	115727	505002	103565	520004	10369	1,893
5/2014	SE 2	SE 2	TR	115727	505002	103565	523050	467240	135
5/2014	SE 2	SE 2	TR	120086	505002	103565	521632	42593	11
5/2014	SE 2	SE 2	TR	120095	505002	103565	521632	42593	685
5/2014	SE 2	SE 2	TR	120104	505002	103565	522130	38295	16
5/2014	SE 2	SE 2	TR	120139	505002	103565	523063	742883	13
5/2014	SE 2	SE 2	TR	120616	505002	103565	523075	1387567	73
5/2014	SE 2	SE 2	TR	120917	505002	103565	523063	742883	296
5/2014	SE 2	SE 2	TR	120948	505002	103565	521632	42593	14
5/2014	SE 2	SE 2	TR	121086	505002	103565	520004	10369	15
5/2014	SE 2	SE 2	TR	121975	505002	103565	523017	322045	2,270
5/2014	SE 2	SE 2	TR	122080	505002	103565	520004	10369	534
5/2014	SE 2	SE 2	TR	122080	505002	103565	520009	10111	365
5/2014	SE 2	SE 2	TR	122080	505002	103565	521002	43613	74
5/2014	SE 2	SE 2	TR	122903	505002	103565	521632	42593	281
5/2014	SE 2	SE 2	TR	122977	505002	103565	520004	10369	20

ANR Pipeline Company Transportation Services Fuel By Route Analysis

VASCR351

Reporting Year: *January - December 2014*
 Production Period: **05/2014**

<u>Production Period</u>	<u>Receipt Segment</u>	<u>Delivery Segment</u>	<u>Service Class</u>	<u>Svc Req Contract</u>	<u>Receipt Location</u>	<u>Receipt Loc Prop</u>	<u>Delivery Location</u>	<u>Delivery Loc Prop</u>	<u>Fuel Quantity</u>
5/2014	SE 2	SE 2	TR	123145	505002	103565	521632	42593	8
5/2014	SE 2	SE 2	TR	123145	505002	103565	523018	322625	819
5/2014	SE 2	SE 2	TR	123651	505002	103565	521632	42593	1,395
5/2014	SE 2	SE 2	TR	124180	505002	103565	520004	10369	965
5/2014	SE 2	SE 2	TR	124180	505002	103565	521002	43613	63
5/2014	SE 2	SE 2	TR	124180	505002	103565	521632	42593	21
5/2014	SE 2	SE 2	TR	124180	505002	103565	523050	467240	2,781
5/2014	SE 2	SE 2	TR	124180	505002	103565	523075	1387567	288
5/2014	SE 2	SE 2	TR	124180	505545	1250766	520004	10369	1,456
5/2014	SE 2	SE 2	TR	124180	505545	1250766	521002	43613	61
5/2014	SE 2	SE 2	TR	124180	505545	1250766	521632	42593	1,512
5/2014	SE 2	SE 2	TR	124180	505545	1250766	523050	467240	1,169
5/2014	SE 2	SE 2	TR	124692	505002	103565	521632	42593	122
5/2014	SE 2	SE 2	TR	124692	505002	103565	523050	467240	531
5/2014	SE 2	SE 2	TR	124692	505545	1250766	520004	10369	21
5/2014	SE 2	SE 2	TR	124692	505545	1250766	521632	42593	242
5/2014	SE 2	SE 2	TR	124692	505545	1250766	523050	467240	386
5/2014	SE 2	SE 2	TR	124697	505002	103565	523063	742883	154
	Segment								27,872
5/2014	SE 2	WI 7	TR	109416	505002	103565	521316	28831	558
5/2014	SE 2	WI 7	TR	115270	505002	103565	505437	395744	18,904
5/2014	SE 2	WI 7	TR	124076	505002	103565	521314	28661	99
5/2014	SE 2	WI 7	TR	124076	505002	103565	521650	269472	243
5/2014	SE 2	WI 7	TR	124076	505002	103565	523032	384134	243
5/2014	SE 2	WI 7	TR	124121	505002	103565	521314	28661	881
5/2014	SE 2	WI 7	TR	124121	505002	103565	521654	284917	121
5/2014	SE 2	WI 7	TR	124124	505002	103565	521336	28738	53
5/2014	SE 2	WI 7	TR	124143	505002	103565	521172	28846	8
5/2014	SE 2	WI 7	TR	124143	505002	103565	521198	28782	1
5/2014	SE 2	WI 7	TR	124143	505002	103565	521200	28679	1
5/2014	SE 2	WI 7	TR	124143	505002	103565	521248	28811	1
5/2014	SE 2	WI 7	TR	124143	505002	103565	521252	28779	4
5/2014	SE 2	WI 7	TR	124143	505002	103565	521288	28670	2

ANR Pipeline Company Transportation Services Fuel By Route Analysis

VASCR351

Reporting Year: *January - December 2014*
 Production Period: **05/2014**

<u>Production Period</u>	<u>Receipt Segment</u>	<u>Delivery Segment</u>	<u>Service Class</u>	<u>Svc Req Contract</u>	<u>Receipt Location</u>	<u>Receipt Loc Prop</u>	<u>Delivery Location</u>	<u>Delivery Loc Prop</u>	<u>Fuel Quantity</u>
5/2014	SE 2	WI 7	TR	124143	505002	103565	521336	28738	1
5/2014	SE 2	WI 7	TR	124143	505002	103565	521356	28774	1
5/2014	SE 2	WI 7	TR	124143	505002	103565	521784	28720	149
5/2014	SE 2	WI 7	TR	124145	505002	103565	521164	28842	42
5/2014	SE 2	WI 7	TR	124146	505002	103565	521250	28841	635
5/2014	SE 2	WI 7	TR	124146	505002	103565	521654	284917	98
5/2014	SE 2	WI 7	TR	124146	505002	103565	523032	384134	242
5/2014	SE 2	WI 7	TR	124146	505002	103565	523034	384136	181
	Segment								22,468
5/2014	SW 3	SW 1	TR	120629	502214	179887	523061	737783	537
	Segment								537
5/2014	SW 4	ME 3	TR	1650	505003	103702	505008	139236	1,798
5/2014	SW 4	ME 3	TR	15350	505003	103702	521534	138745	2,635
5/2014	SW 4	ME 3	TR	110505	505003	103702	520005	15672	159
5/2014	SW 4	ME 3	TR	110505	505003	103702	520027	295956	802
5/2014	SW 4	ME 3	TR	110505	505003	103702	521552	16265	24
5/2014	SW 4	ME 3	TR	110506	505003	103702	520005	15672	65
5/2014	SW 4	ME 3	TR	110506	505003	103702	520018	22986	127
5/2014	SW 4	ME 3	TR	110507	505003	103702	520018	22986	19
5/2014	SW 4	ME 3	TR	110884	505003	103702	521620	16118	1,146
5/2014	SW 4	ME 3	TR	110885	505003	103702	505564	1389346	250
5/2014	SW 4	ME 3	TR	110885	505003	103702	520018	22986	128
5/2014	SW 4	ME 3	TR	110885	505003	103702	520027	295956	43
5/2014	SW 4	ME 3	TR	110885	505003	103702	521010	40186	267
5/2014	SW 4	ME 3	TR	110885	505003	103702	521528	4351	162
5/2014	SW 4	ME 3	TR	110885	505003	103702	521530	4274	3
5/2014	SW 4	ME 3	TR	110885	505003	103702	521534	138745	9
5/2014	SW 4	ME 3	TR	110885	505003	103702	521572	40455	111
5/2014	SW 4	ME 3	TR	110885	505003	103702	521576	40189	5
5/2014	SW 4	ME 3	TR	110885	505003	103702	521620	16118	8
5/2014	SW 4	ME 3	TR	110885	505003	103702	521626	40184	99
5/2014	SW 4	ME 3	TR	110889	505003	103702	521010	40186	5

ANR Pipeline Company Transportation Services Fuel By Route Analysis

VASCR351

Reporting Year: *January - December 2014*
 Production Period: **05/2014**

<u>Production Period</u>	<u>Receipt Segment</u>	<u>Delivery Segment</u>	<u>Service Class</u>	<u>Svc Req Contract</u>	<u>Receipt Location</u>	<u>Receipt Loc Prop</u>	<u>Delivery Location</u>	<u>Delivery Loc Prop</u>	<u>Fuel Quantity</u>
5/2014	SW 4	ME 3	TR	110948	505003	103702	505007	139235	307
5/2014	SW 4	ME 3	TR	124487	505003	103702	521540	4223	31
5/2014	SW 4	ME 3	TR	124681	505003	103702	521010	40186	186
5/2014	SW 4	ME 3	TR	124682	505003	103702	521010	40186	248
	Segment								8,637
5/2014	SW 4	MI 7	TR	104404	505003	103702	505038	153808	17,106
5/2014	SW 4	MI 7	TR	104404	505003	103702	521116	42078	22,533
5/2014	SW 4	MI 7	TR	106199	505003	103702	505038	153808	5,992
5/2014	SW 4	MI 7	TR	108268	505003	103702	505033	139382	384
5/2014	SW 4	MI 7	TR	108304	505003	103702	505030	139369	17,774
5/2014	SW 4	MI 7	TR	109304	505003	103702	505038	153808	3,735
5/2014	SW 4	MI 7	TR	109304	505003	103702	521008	11616	6,541
5/2014	SW 4	MI 7	TR	109511	505003	103702	505038	153808	17,540
5/2014	SW 4	MI 7	TR	109511	505003	103702	521104	40849	40,440
5/2014	SW 4	MI 7	TR	109511	505003	103702	523008	312117	1,346
5/2014	SW 4	MI 7	TR	110185	505003	103702	505108	243097	38
5/2014	SW 4	MI 7	TR	110505	505003	103702	521080	138675	1,964
5/2014	SW 4	MI 7	TR	110505	505003	103702	521116	42078	2,249
5/2014	SW 4	MI 7	TR	110505	505003	103702	521142	40477	62
5/2014	SW 4	MI 7	TR	110505	505003	103702	521160	11590	31
5/2014	SW 4	MI 7	TR	110505	505003	103702	521622	110850	692
5/2014	SW 4	MI 7	TR	110505	505003	103702	521932	138744	556
5/2014	SW 4	MI 7	TR	110505	505003	103702	521948	4492	8
5/2014	SW 4	MI 7	TR	110506	505003	103702	521080	138675	2,688
5/2014	SW 4	MI 7	TR	110506	505003	103702	521116	42078	2,496
5/2014	SW 4	MI 7	TR	110506	505003	103702	521622	110850	576
5/2014	SW 4	MI 7	TR	110507	505003	103702	521080	138675	247
5/2014	SW 4	MI 7	TR	110507	505003	103702	521116	42078	247
5/2014	SW 4	MI 7	TR	110507	505003	103702	521622	110850	76
5/2014	SW 4	MI 7	TR	110884	505003	103702	505038	153808	6,684
5/2014	SW 4	MI 7	TR	110884	505003	103702	521008	11616	31
5/2014	SW 4	MI 7	TR	110884	505003	103702	521622	110850	11,904
5/2014	SW 4	MI 7	TR	110884	505003	103702	521690	40892	9,871

ANR Pipeline Company Transportation Services Fuel By Route Analysis

VASCR351

Reporting Year: *January - December 2014*
 Production Period: **05/2014**

<u>Production Period</u>	<u>Receipt Segment</u>	<u>Delivery Segment</u>	<u>Service Class</u>	<u>Svc Req Contract</u>	<u>Receipt Location</u>	<u>Receipt Loc Prop</u>	<u>Delivery Location</u>	<u>Delivery Loc Prop</u>	<u>Fuel Quantity</u>
5/2014	SW 4	MI 7	TR	110885	505003	103702	505038	153808	17,365
5/2014	SW 4	MI 7	TR	110885	505003	103702	505108	243097	292
5/2014	SW 4	MI 7	TR	110885	505003	103702	521008	11616	1,771
5/2014	SW 4	MI 7	TR	110885	505003	103702	521116	42078	332
5/2014	SW 4	MI 7	TR	110885	505003	103702	521118	11578	3,482
5/2014	SW 4	MI 7	TR	110885	505003	103702	521142	40477	6,967
5/2014	SW 4	MI 7	TR	110885	505003	103702	521634	11566	9,585
5/2014	SW 4	MI 7	TR	110885	505003	103702	521948	4492	180
5/2014	SW 4	MI 7	TR	110889	505003	103702	505038	153808	1,316
5/2014	SW 4	MI 7	TR	110889	505003	103702	521074	40470	23
5/2014	SW 4	MI 7	TR	110889	505003	103702	521118	11578	361
5/2014	SW 4	MI 7	TR	110889	505003	103702	521122	11751	65
5/2014	SW 4	MI 7	TR	110889	505003	103702	521124	11562	122
5/2014	SW 4	MI 7	TR	110889	505003	103702	521138	11680	3
5/2014	SW 4	MI 7	TR	110889	505003	103702	521142	40477	45
5/2014	SW 4	MI 7	TR	110889	505003	103702	521144	11580	10
5/2014	SW 4	MI 7	TR	110889	505003	103702	521146	11785	15
5/2014	SW 4	MI 7	TR	110889	505003	103702	521162	11748	868
5/2014	SW 4	MI 7	TR	110889	505003	103702	521634	11566	189
5/2014	SW 4	MI 7	TR	110889	505003	103702	521670	40468	20
5/2014	SW 4	MI 7	TR	110889	505003	103702	521690	40892	2,580
5/2014	SW 4	MI 7	TR	110949	505003	103702	505028	139366	2,545
5/2014	SW 4	MI 7	TR	113056	505003	103702	521622	110850	18,569
5/2014	SW 4	MI 7	TR	113372	505003	103702	505038	153808	753
5/2014	SW 4	MI 7	TR	113372	505003	103702	505108	243097	884
5/2014	SW 4	MI 7	TR	113372	505003	103702	521116	42078	1,054
5/2014	SW 4	MI 7	TR	113372	505003	103702	521160	11590	74
5/2014	SW 4	MI 7	TR	113372	505003	103702	521634	11566	339
5/2014	SW 4	MI 7	TR	113372	505003	103702	521962	139401	42
5/2014	SW 4	MI 7	TR	113372	505003	103702	521985	278172	2,783
5/2014	SW 4	MI 7	TR	114532	505003	103702	505038	153808	183
5/2014	SW 4	MI 7	TR	114532	505003	103702	505108	243097	3,109
5/2014	SW 4	MI 7	TR	114532	505003	103702	521080	138675	58

ANR Pipeline Company Transportation Services Fuel By Route Analysis

VASCR351

Reporting Year: *January - December 2014*
 Production Period: **05/2014**

<u>Production Period</u>	<u>Receipt Segment</u>	<u>Delivery Segment</u>	<u>Service Class</u>	<u>Svc Req Contract</u>	<u>Receipt Location</u>	<u>Receipt Loc Prop</u>	<u>Delivery Location</u>	<u>Delivery Loc Prop</u>	<u>Fuel Quantity</u>
5/2014	SW 4	MI 7	TR	114532	505003	103702	521116	42078	258
5/2014	SW 4	MI 7	TR	114532	505003	103702	521634	11566	55
5/2014	SW 4	MI 7	TR	114532	505003	103702	521985	278172	1,854
5/2014	SW 4	MI 7	TR	118145	505003	103702	505038	153808	3,887
5/2014	SW 4	MI 7	TR	118145	505003	103702	521014	153852	8,227
5/2014	SW 4	MI 7	TR	118145	505003	103702	521116	42078	4,450
5/2014	SW 4	MI 7	TR	118145	505003	103702	521962	139401	2,482
5/2014	SW 4	MI 7	TR	122067	505003	103702	505038	153808	2,491
5/2014	SW 4	MI 7	TR	122067	505003	103702	521102	11674	2,575
5/2014	SW 4	MI 7	TR	122067	505003	103702	521106	11747	2,575
5/2014	SW 4	MI 7	TR	122067	505003	103702	521116	42078	8,972
5/2014	SW 4	MI 7	TR	122247	505003	103702	505038	153808	2,491
5/2014	SW 4	MI 7	TR	122247	505003	103702	521102	11674	3,141
5/2014	SW 4	MI 7	TR	122247	505003	103702	521106	11747	3,141
5/2014	SW 4	MI 7	TR	122247	505003	103702	521116	42078	9,019
5/2014	SW 4	MI 7	TR	122262	505003	103702	505108	243097	1,194
5/2014	SW 4	MI 7	TR	122262	505003	103702	521116	42078	9,984
5/2014	SW 4	MI 7	TR	122262	505003	103702	521634	11566	11,520
5/2014	SW 4	MI 7	TR	122271	505003	103702	505038	153808	24,251
5/2014	SW 4	MI 7	TR	122271	505003	103702	505108	243097	1,508
5/2014	SW 4	MI 7	TR	122271	505003	103702	523008	312117	1,894
5/2014	SW 4	MI 7	TR	123297	505003	103702	521622	110850	10,087
5/2014	SW 4	MI 7	TR	123822	505003	103702	505038	153808	557
5/2014	SW 4	MI 7	TR	123822	505003	103702	521690	40892	17,299
5/2014	SW 4	MI 7	TR	123823	505003	103702	521634	11566	11,804
5/2014	SW 4	MI 7	TR	123824	505003	103702	505038	153808	24,076
5/2014	SW 4	MI 7	TR	123824	505003	103702	505108	243097	12
5/2014	SW 4	MI 7	TR	123824	505003	103702	521008	11616	430
5/2014	SW 4	MI 7	TR	123824	505003	103702	521116	42078	2,759
5/2014	SW 4	MI 7	TR	123824	505003	103702	521985	278172	2,513
5/2014	SW 4	MI 7	TR	123825	505003	103702	521634	11566	9,695
5/2014	SW 4	MI 7	TR	123825	505003	103702	521690	40892	2,108
5/2014	SW 4	MI 7	TR	123827	505003	103702	505038	153808	865

ANR Pipeline Company Transportation Services Fuel By Route Analysis
--

VASCR351

 Reporting Year: *January - December 2014*
 Production Period: **05/2014**

<u>Production Period</u>	<u>Receipt Segment</u>	<u>Delivery Segment</u>	<u>Service Class</u>	<u>Svc Req Contract</u>	<u>Receipt Location</u>	<u>Receipt Loc Prop</u>	<u>Delivery Location</u>	<u>Delivery Loc Prop</u>	<u>Fuel Quantity</u>
5/2014	SW 4	MI 7	TR	123827	505003	103702	521116	42078	892
5/2014	SW 4	MI 7	TR	123827	505003	103702	521634	11566	4,131
5/2014	SW 4	MI 7	TR	123841	505003	103702	505038	153808	42
5/2014	SW 4	MI 7	TR	123841	505003	103702	505108	243097	11,118
5/2014	SW 4	MI 7	TR	123841	505003	103702	521016	4196	2,087
5/2014	SW 4	MI 7	TR	123841	505003	103702	521116	42078	534
5/2014	SW 4	MI 7	TR	124135	505003	103702	505038	153808	1,499
5/2014	SW 4	MI 7	TR	124135	505003	103702	505108	243097	677
5/2014	SW 4	MI 7	TR	124135	505003	103702	521016	4196	1,821
5/2014	SW 4	MI 7	TR	124179	505003	103702	521634	11566	22
5/2014	SW 4	MI 7	TR	124179	505003	103702	521690	40892	236
5/2014	SW 4	MI 7	TR	124179	505003	103702	521985	278172	50
5/2014	SW 4	MI 7	TR	124180	505003	103702	505038	153808	7,940
5/2014	SW 4	MI 7	TR	124180	505003	103702	505108	243097	1,640
5/2014	SW 4	MI 7	TR	124180	505003	103702	521016	4196	1,746
5/2014	SW 4	MI 7	TR	124180	505003	103702	521634	11566	2,897
5/2014	SW 4	MI 7	TR	124180	505003	103702	521690	40892	8,914
5/2014	SW 4	MI 7	TR	124180	505003	103702	521932	138744	5,542
5/2014	SW 4	MI 7	TR	124329	505003	103702	521948	4492	31
5/2014	SW 4	MI 7	TR	124373	505003	103702	505038	153808	228
5/2014	SW 4	MI 7	TR	124373	505003	103702	521074	40470	101
5/2014	SW 4	MI 7	TR	124373	505003	103702	521116	42078	768
5/2014	SW 4	MI 7	TR	124373	505003	103702	521118	11578	105
5/2014	SW 4	MI 7	TR	124373	505003	103702	521122	11751	72
5/2014	SW 4	MI 7	TR	124373	505003	103702	521124	11562	48
5/2014	SW 4	MI 7	TR	124373	505003	103702	521138	11680	489
5/2014	SW 4	MI 7	TR	124373	505003	103702	521142	40477	56
5/2014	SW 4	MI 7	TR	124373	505003	103702	521146	11785	8
5/2014	SW 4	MI 7	TR	124373	505003	103702	521158	11581	374
5/2014	SW 4	MI 7	TR	124373	505003	103702	521162	11748	96
5/2014	SW 4	MI 7	TR	124373	505003	103702	521622	110850	230
5/2014	SW 4	MI 7	TR	124373	505003	103702	521690	40892	963
5/2014	SW 4	MI 7	TR	124373	505003	103702	521948	4492	68

**ANR Pipeline Company
 Transportation Services
 Fuel By Route Analysis**
VASCR351

 Reporting Year: *January - December 2014*
 Production Period: **05/2014**

<u>Production Period</u>	<u>Receipt Segment</u>	<u>Delivery Segment</u>	<u>Service Class</u>	<u>Svc Req Contract</u>	<u>Receipt Location</u>	<u>Receipt Loc Prop</u>	<u>Delivery Location</u>	<u>Delivery Loc Prop</u>	<u>Fuel Quantity</u>
5/2014	SW 4	MI 7	TR	124475	505003	103702	505038	153808	10
5/2014	SW 4	MI 7	TR	124475	505003	103702	521138	11680	12
5/2014	SW 4	MI 7	TR	124475	505003	103702	521690	40892	9
5/2014	SW 4	MI 7	TR	124479	505003	103702	505038	153808	374
5/2014	SW 4	MI 7	TR	124479	505003	103702	521138	11680	413
5/2014	SW 4	MI 7	TR	124479	505003	103702	521690	40892	329
5/2014	SW 4	MI 7	TR	124492	505003	103702	521138	11680	93
5/2014	SW 4	MI 7	TR	124566	505003	103702	505038	153808	117
5/2014	SW 4	MI 7	TR	124570	505003	103702	505108	243097	789
5/2014	SW 4	MI 7	TR	124585	505003	103702	505038	153808	1,848
5/2014	SW 4	MI 7	TR	124585	505003	103702	521118	11578	2,336
5/2014	SW 4	MI 7	TR	124608	505003	103702	505038	153808	10,048
5/2014	SW 4	MI 7	TR	124608	505003	103702	523008	312117	192
5/2014	SW 4	MI 7	TR	124620	505003	103702	521932	138744	62
5/2014	SW 4	MI 7	TR	124656	505003	103702	505017	139249	21,633
5/2014	SW 4	MI 7	TR	124656	505003	103702	521014	153852	4,965
Segment									536,624
5/2014	SW 4	MW 5	TR	111657	505003	103702	521656	284918	1,791
5/2014	SW 4	MW 5	TR	124179	505003	103702	521656	284918	44
5/2014	SW 4	MW 5	TR	124218	505003	103702	521408	12999	124
5/2014	SW 4	MW 5	TR	124431	505003	103702	521408	12999	22
5/2014	SW 4	MW 5	TR	124479	505003	103702	521656	284918	15
5/2014	SW 4	MW 5	TS	123146	505003	103702	521596	5227	65
5/2014	SW 4	MW 5	TS	123148	505003	103702	505015	139247	1,050
5/2014	SW 4	MW 5	TS	123174	505003	103702	521398	5588	33
Segment									3,144
5/2014	SW 4	MW 6	TR	200	505003	103702	505013	139241	2,468
5/2014	SW 4	MW 6	TR	200	505003	103702	521434	4619	470
5/2014	SW 4	MW 6	TR	200	505003	103702	521470	4738	973
5/2014	SW 4	MW 6	TR	700	505003	103702	505014	139246	1,922
5/2014	SW 4	MW 6	TR	108861	505003	103702	521498	4857	620
5/2014	SW 4	MW 6	TR	108986	505003	103702	505005	139233	1,209

ANR Pipeline Company Transportation Services Fuel By Route Analysis

VASCR351

Reporting Year: *January - December 2014*
 Production Period: **05/2014**

<u>Production Period</u>	<u>Receipt Segment</u>	<u>Delivery Segment</u>	<u>Service Class</u>	<u>Svc Req Contract</u>	<u>Receipt Location</u>	<u>Receipt Loc Prop</u>	<u>Delivery Location</u>	<u>Delivery Loc Prop</u>	<u>Fuel Quantity</u>
5/2014	SW 4	MW 6	TR	108986	505003	103702	521658	3605	61
5/2014	SW 4	MW 6	TR	109304	505003	103702	505013	139241	367
5/2014	SW 4	MW 6	TR	110185	505003	103702	505013	139241	3,799
5/2014	SW 4	MW 6	TR	110185	505003	103702	521086	103709	144
5/2014	SW 4	MW 6	TR	110185	505003	103702	521470	4738	1,288
5/2014	SW 4	MW 6	TR	110185	505003	103702	521482	4741	775
5/2014	SW 4	MW 6	TR	110291	505003	103702	521438	4614	4,092
5/2014	SW 4	MW 6	TR	110889	505003	103702	521470	4738	239
5/2014	SW 4	MW 6	TR	113372	505003	103702	521400	13135	6
5/2014	SW 4	MW 6	TR	113372	505003	103702	521420	4602	244
5/2014	SW 4	MW 6	TR	113372	505003	103702	521432	4691	51
5/2014	SW 4	MW 6	TR	113372	505003	103702	521470	4738	86
5/2014	SW 4	MW 6	TR	113372	505003	103702	521482	4741	344
5/2014	SW 4	MW 6	TR	113372	505003	103702	521506	3797	7
5/2014	SW 4	MW 6	TR	114497	505003	103702	521482	4741	6,197
5/2014	SW 4	MW 6	TR	115815	505003	103702	521438	4614	4,712
5/2014	SW 4	MW 6	TR	120554	505003	103702	521420	4602	55
5/2014	SW 4	MW 6	TR	120554	505003	103702	521470	4738	100
5/2014	SW 4	MW 6	TR	121212	505003	103702	521428	40193	928
5/2014	SW 4	MW 6	TR	124179	505003	103702	521658	3605	1,986
5/2014	SW 4	MW 6	TR	124179	505003	103702	521914	40412	6,313
5/2014	SW 4	MW 6	TR	124180	505003	103702	521400	13135	1
5/2014	SW 4	MW 6	TR	124212	505003	103702	521482	4741	1,455
5/2014	SW 4	MW 6	TR	124479	505003	103702	521420	4602	2
5/2014	SW 4	MW 6	TR	124481	505003	103702	521400	13135	239
5/2014	SW 4	MW 6	TR	124481	505003	103702	521420	4602	1,935
5/2014	SW 4	MW 6	TR	124481	505003	103702	521658	3605	56
5/2014	SW 4	MW 6	TR	124481	505003	103702	521914	40412	1,564
5/2014	SW 4	MW 6	TR	124570	505003	103702	521440	4616	2,963
5/2014	SW 4	MW 6	TR	124656	505003	103702	521506	3797	31
5/2014	SW 4	MW 6	TR	124691	505003	103702	521400	13135	170
5/2014	SW 4	MW 6	TR	124691	505003	103702	521434	4619	37
5/2014	SW 4	MW 6	TR	124691	505003	103702	521482	4741	9,696

ANR Pipeline Company Transportation Services Fuel By Route Analysis
--

VASCR351

 Reporting Year: *January - December 2014*
 Production Period: **05/2014**

<u>Production Period</u>	<u>Receipt Segment</u>	<u>Delivery Segment</u>	<u>Service Class</u>	<u>Svc Req Contract</u>	<u>Receipt Location</u>	<u>Receipt Loc Prop</u>	<u>Delivery Location</u>	<u>Delivery Loc Prop</u>	<u>Fuel Quantity</u>
5/2014	SW 4	MW 6	TR	124691	505003	103702	521608	171759	62
5/2014	SW 4	MW 6	TS	109148	505003	103702	521566	12977	330
5/2014	SW 4	MW 6	TS	109171	505003	103702	521428	40193	458
5/2014	SW 4	MW 6	TS	110863	505003	103702	521608	171759	678
5/2014	SW 4	MW 6	TS	123056	505003	103702	521504	4856	48
5/2014	SW 4	MW 6	TS	123057	505003	103702	521502	4747	14
5/2014	SW 4	MW 6	TS	123059	505003	103702	521424	13215	37
5/2014	SW 4	MW 6	TS	123065	505003	103702	521430	40195	421
5/2014	SW 4	MW 6	TS	123147	505003	103702	505029	139367	1,093
5/2014	SW 4	MW 6	TS	123149	505003	103702	521422	12976	60
5/2014	SW 4	MW 6	TS	123203	505003	103702	521500	4693	44
5/2014	SW 4	MW 6	TS	123214	505003	103702	521598	4564	28
5/2014	SW 4	MW 6	TS	123215	505003	103702	521494	4605	31
5/2014	SW 4	MW 6	TS	123216	505003	103702	521492	4604	183
5/2014	SW 4	MW 6	TS	123217	505003	103702	521418	12991	415
5/2014	SW 4	MW 6	TS	123221	505003	103702	521496	4689	62
5/2014	SW 4	MW 6	TS	123222	505003	103702	521526	3969	73
5/2014	SW 4	MW 6	TS	123242	505003	103702	521426	40183	57
5/2014	SW 4	MW 6	TS	123300	505003	103702	521524	3973	633
	Segment								62,332
5/2014	SW 4	SW 1	TR	120703	505003	103702	523076	1388911	1,678
	Segment								1,678
5/2014	SW 4	SW 3	TR	102083	505003	103702	521070	221448	1
	Segment								1
5/2014	SW 4	SW 4	TR	115706	510034	187481	521642	237023	465
5/2014	SW 4	SW 4	TR	121091	505003	103702	521020	34887	52
5/2014	SW 4	SW 4	TR	121091	505003	103702	521040	234898	33
5/2014	SW 4	SW 4	TR	121099	505003	103702	521020	34887	1,612
5/2014	SW 4	SW 4	TR	123915	505003	103702	521664	174769	24
	Segment								2,186
5/2014	SW 4	SW 5	TR	120629	510034	187481	522116	278352	248

ANR Pipeline Company Transportation Services Fuel By Route Analysis
--

VASCR351

 Reporting Year: *January - December 2014*
 Production Period: **05/2014**

<u>Production Period</u>	<u>Receipt Segment</u>	<u>Delivery Segment</u>	<u>Service Class</u>	<u>Svc Req Contract</u>	<u>Receipt Location</u>	<u>Receipt Loc Prop</u>	<u>Delivery Location</u>	<u>Delivery Loc Prop</u>	<u>Fuel Quantity</u>
	Segment								248
5/2014	SW 4	WI 7	TR	5450	505003	103702	505026	139258	2,015
5/2014	SW 4	WI 7	TR	104404	505003	103702	521314	28661	3,269
5/2014	SW 4	WI 7	TR	106199	505003	103702	521314	28661	643
5/2014	SW 4	WI 7	TR	106209	505003	103702	510033	28873	5,704
5/2014	SW 4	WI 7	TR	108181	505003	103702	521650	269472	185
5/2014	SW 4	WI 7	TR	108181	505003	103702	523032	384134	11,295
5/2014	SW 4	WI 7	TR	108181	505003	103702	523042	439345	384
5/2014	SW 4	WI 7	TR	108268	505003	103702	505016	139248	11,520
5/2014	SW 4	WI 7	TR	109511	505003	103702	521108	11702	228
5/2014	SW 4	WI 7	TR	109665	505003	103702	521370	28788	186
5/2014	SW 4	WI 7	TR	109975	505003	103702	523034	384136	11,904
5/2014	SW 4	WI 7	TR	110885	505003	103702	521172	28846	7,060
5/2014	SW 4	WI 7	TR	110885	505003	103702	521250	28841	1,492
5/2014	SW 4	WI 7	TR	110885	505003	103702	521650	269472	192
5/2014	SW 4	WI 7	TR	110885	505003	103702	521786	28798	164
5/2014	SW 4	WI 7	TR	110885	505003	103702	523032	384134	1,537
5/2014	SW 4	WI 7	TR	110885	505003	103702	523034	384136	8,050
5/2014	SW 4	WI 7	TR	112923	505003	103702	521172	28846	4,030
5/2014	SW 4	WI 7	TR	112924	505003	103702	505024	139256	2,170
5/2014	SW 4	WI 7	TR	113372	505003	103702	521172	28846	1,759
5/2014	SW 4	WI 7	TR	113372	505003	103702	521266	28702	355
5/2014	SW 4	WI 7	TR	113372	505003	103702	521350	28660	16
5/2014	SW 4	WI 7	TR	114497	505003	103702	521172	28846	275
5/2014	SW 4	WI 7	TR	114497	505003	103702	521250	28841	2,371
5/2014	SW 4	WI 7	TR	114497	505003	103702	521266	28702	1,417
5/2014	SW 4	WI 7	TR	114497	505003	103702	521314	28661	1,064
5/2014	SW 4	WI 7	TR	114497	505003	103702	523032	384134	2,292
5/2014	SW 4	WI 7	TR	114497	505003	103702	523034	384136	3,248
5/2014	SW 4	WI 7	TR	114532	505003	103702	521012	40226	857
5/2014	SW 4	WI 7	TR	114532	505003	103702	521168	28834	93
5/2014	SW 4	WI 7	TR	114532	505003	103702	521172	28846	1,854
5/2014	SW 4	WI 7	TR	114532	505003	103702	521176	28859	93

ANR Pipeline Company Transportation Services Fuel By Route Analysis

VASCR351

Reporting Year: *January - December 2014*
 Production Period: **05/2014**

<u>Production Period</u>	<u>Receipt Segment</u>	<u>Delivery Segment</u>	<u>Service Class</u>	<u>Svc Req Contract</u>	<u>Receipt Location</u>	<u>Receipt Loc Prop</u>	<u>Delivery Location</u>	<u>Delivery Loc Prop</u>	<u>Fuel Quantity</u>
5/2014	SW 4	WI 7	TR	114532	505003	103702	521178	28883	918
5/2014	SW 4	WI 7	TR	114532	505003	103702	521180	28875	30
5/2014	SW 4	WI 7	TR	114532	505003	103702	521186	42139	716
5/2014	SW 4	WI 7	TR	114532	505003	103702	521196	28771	1,248
5/2014	SW 4	WI 7	TR	114532	505003	103702	521204	28672	272
5/2014	SW 4	WI 7	TR	114532	505003	103702	521214	40197	86
5/2014	SW 4	WI 7	TR	114532	505003	103702	521226	28881	118
5/2014	SW 4	WI 7	TR	114532	505003	103702	521242	139405	18
5/2014	SW 4	WI 7	TR	114532	505003	103702	521246	28844	924
5/2014	SW 4	WI 7	TR	114532	505003	103702	521262	36868	197
5/2014	SW 4	WI 7	TR	114532	505003	103702	521266	28702	2,178
5/2014	SW 4	WI 7	TR	114532	505003	103702	521298	28736	56
5/2014	SW 4	WI 7	TR	114532	505003	103702	521314	28661	1,649
5/2014	SW 4	WI 7	TR	114532	505003	103702	521322	28868	196
5/2014	SW 4	WI 7	TR	114532	505003	103702	521324	28794	272
5/2014	SW 4	WI 7	TR	114532	505003	103702	521344	28734	93
5/2014	SW 4	WI 7	TR	114532	505003	103702	521350	28660	308
5/2014	SW 4	WI 7	TR	114532	505003	103702	521676	100052	510
5/2014	SW 4	WI 7	TR	114532	505003	103702	521758	28855	20
5/2014	SW 4	WI 7	TR	114532	505003	103702	521784	28720	117
5/2014	SW 4	WI 7	TR	114532	505003	103702	523034	384136	396
5/2014	SW 4	WI 7	TR	115269	505003	103702	505437	395744	35,557
5/2014	SW 4	WI 7	TR	117331	505003	103702	505021	139253	12,865
5/2014	SW 4	WI 7	TR	122067	505003	103702	521108	11702	64
5/2014	SW 4	WI 7	TR	122247	505003	103702	521108	11702	64
5/2014	SW 4	WI 7	TR	123297	505003	103702	521314	28661	918
5/2014	SW 4	WI 7	TR	123297	505003	103702	521654	284917	606
5/2014	SW 4	WI 7	TR	123297	505003	103702	523032	384134	618
5/2014	SW 4	WI 7	TR	123297	505003	103702	523035	387791	1,321
5/2014	SW 4	WI 7	TR	123649	505003	103702	521316	28831	836
5/2014	SW 4	WI 7	TR	124179	505003	103702	521012	40226	10
5/2014	SW 4	WI 7	TR	124179	505003	103702	521034	183670	354
5/2014	SW 4	WI 7	TR	124179	505003	103702	521172	28846	31

ANR Pipeline Company Transportation Services Fuel By Route Analysis
--

VASCR351

 Reporting Year: *January - December 2014*
 Production Period: **05/2014**

<u>Production Period</u>	<u>Receipt Segment</u>	<u>Delivery Segment</u>	<u>Service Class</u>	<u>Svc Req Contract</u>	<u>Receipt Location</u>	<u>Receipt Loc Prop</u>	<u>Delivery Location</u>	<u>Delivery Loc Prop</u>	<u>Fuel Quantity</u>
5/2014	SW 4	WI 7	TR	124179	505003	103702	521176	28859	21
5/2014	SW 4	WI 7	TR	124179	505003	103702	521180	28875	17
5/2014	SW 4	WI 7	TR	124179	505003	103702	521210	28828	24
5/2014	SW 4	WI 7	TR	124179	505003	103702	521240	28759	21
5/2014	SW 4	WI 7	TR	124179	505003	103702	521246	28844	13
5/2014	SW 4	WI 7	TR	124179	505003	103702	521266	28702	38
5/2014	SW 4	WI 7	TR	124179	505003	103702	521314	28661	798
5/2014	SW 4	WI 7	TR	124179	505003	103702	521676	100052	435
5/2014	SW 4	WI 7	TR	124179	505003	103702	523034	384136	176
5/2014	SW 4	WI 7	TR	124180	505003	103702	521172	28846	3,456
5/2014	SW 4	WI 7	TR	124180	505003	103702	521250	28841	1,537
5/2014	SW 4	WI 7	TR	124180	505003	103702	523034	384136	1,959
5/2014	SW 4	WI 7	TR	124373	505003	103702	521034	183670	1,859
5/2014	SW 4	WI 7	TR	124373	505003	103702	521172	28846	38
5/2014	SW 4	WI 7	TR	124373	505003	103702	521266	28702	24
5/2014	SW 4	WI 7	TR	124373	505003	103702	521314	28661	5,438
5/2014	SW 4	WI 7	TR	124373	505003	103702	521676	100052	528
5/2014	SW 4	WI 7	TR	124373	505003	103702	523032	384134	45
5/2014	SW 4	WI 7	TR	124373	505003	103702	523034	384136	353
5/2014	SW 4	WI 7	TR	124566	505003	103702	521266	28702	2,585
5/2014	SW 4	WI 7	TR	124566	505003	103702	521314	28661	1,645
5/2014	SW 4	WI 7	TR	124566	505003	103702	523035	387791	2,937
5/2014	SW 4	WI 7	TR	124585	505003	103702	523032	384134	150
5/2014	SW 4	WI 7	TR	124585	505003	103702	523035	387791	281
5/2014	SW 4	WI 7	TR	124608	505003	103702	521314	28661	683
5/2014	SW 4	WI 7	TR	124608	505003	103702	523032	384134	121
5/2014	SW 4	WI 7	TR	124608	505003	103702	523035	387791	776
5/2014	SW 4	WI 7	TR	124691	505003	103702	521260	36867	543
5/2014	SW 4	WI 7	TS	123061	505003	103702	521396	150407	113
5/2014	SW 4	WI 7	TS	123220	505003	103702	521392	28730	591
	Segment								178,493
5/2014	WI 7	ME 3	TR	124380	510033	28873	520030	4480	6

ANR Pipeline Company Transportation Services Fuel By Route Analysis

VASCR351

Reporting Year: *January - December 2014*
 Production Period: **05/2014**

<u>Production Period</u>	<u>Receipt Segment</u>	<u>Delivery Segment</u>	<u>Service Class</u>	<u>Svc Req Contract</u>	<u>Receipt Location</u>	<u>Receipt Loc Prop</u>	<u>Delivery Location</u>	<u>Delivery Loc Prop</u>	<u>Fuel Quantity</u>
	Segment								6
5/2014	WI 7	MI 7	TR	106211	510033	28873	505038	153808	1,364
5/2014	WI 7	MI 7	TR	109223	521250	28841	505038	153808	6
5/2014	WI 7	MI 7	TR	110904	510006	28808	505038	153808	1,029
5/2014	WI 7	MI 7	TR	112165	510041	11661	521634	11566	14,105
5/2014	WI 7	MI 7	TR	112565	523032	384134	505038	153808	72
5/2014	WI 7	MI 7	TR	113186	523032	384134	505038	153808	272
5/2014	WI 7	MI 7	TR	113239	510006	28808	505038	153808	310
5/2014	WI 7	MI 7	TR	115070	510033	28873	505038	153808	45
5/2014	WI 7	MI 7	TR	117336	521810	36869	505038	153808	59
5/2014	WI 7	MI 7	TR	117338	521262	36868	505038	153808	43
5/2014	WI 7	MI 7	TR	117358	505021	139253	505038	153808	195
5/2014	WI 7	MI 7	TR	120571	510041	11661	505038	153808	14,260
5/2014	WI 7	MI 7	TR	122700	521250	28841	505038	153808	2
5/2014	WI 7	MI 7	TR	123976	510006	28808	505038	153808	75
5/2014	WI 7	MI 7	TR	123976	510006	28808	521030	282436	69
5/2014	WI 7	MI 7	TR	123976	510006	28808	521985	278172	17
5/2014	WI 7	MI 7	TR	123976	510033	28873	505038	153808	232
5/2014	WI 7	MI 7	TR	124006	510006	28808	505038	153808	449
5/2014	WI 7	MI 7	TR	124006	510006	28808	521690	40892	1,308
5/2014	WI 7	MI 7	TR	124007	510006	28808	521690	40892	45
5/2014	WI 7	MI 7	TR	124121	510033	28873	521080	138675	345
5/2014	WI 7	MI 7	TR	124278	510006	28808	505108	243097	12
5/2014	WI 7	MI 7	TR	124278	510006	28808	521116	42078	1
5/2014	WI 7	MI 7	TR	124380	510033	28873	505038	153808	33
5/2014	WI 7	MI 7	TR	124380	510033	28873	521634	11566	51
5/2014	WI 7	MI 7	TR	124572	521266	28702	505038	153808	262
5/2014	WI 7	MI 7	TR	124572	521266	28702	521622	110850	286
5/2014	WI 7	MI 7	TR	124579	510006	28808	505038	153808	734
5/2014	WI 7	MI 7	TR	124579	510006	28808	521690	40892	220
5/2014	WI 7	MI 7	TR	124654	510006	28808	505017	139249	89
5/2014	WI 7	MI 7	TR	124654	510006	28808	521678	140834	73
5/2014	WI 7	MI 7	TR	124654	510033	28873	505017	139249	2,245

ANR Pipeline Company Transportation Services Fuel By Route Analysis

VASCR351

Reporting Year: *January - December 2014*
 Production Period: **05/2014**

<u>Production Period</u>	<u>Receipt Segment</u>	<u>Delivery Segment</u>	<u>Service Class</u>	<u>Svc Req Contract</u>	<u>Receipt Location</u>	<u>Receipt Loc Prop</u>	<u>Delivery Location</u>	<u>Delivery Loc Prop</u>	<u>Fuel Quantity</u>
5/2014	WI 7	MI 7	TR	124654	510033	28873	505038	153808	15
5/2014	WI 7	MI 7	TR	124654	510033	28873	521678	140834	843
	Segment								39,166
5/2014	WI 7	WI 7	TR	850	505025	139257	523032	384134	11
5/2014	WI 7	WI 7	TR	107879	510033	28873	505023	139255	61
5/2014	WI 7	WI 7	TR	107899	510033	28873	521676	100052	957
5/2014	WI 7	WI 7	TR	108283	510006	28808	521310	28743	88
5/2014	WI 7	WI 7	TR	108288	510006	28808	521810	36869	12
5/2014	WI 7	WI 7	TR	109182	510006	28808	521250	28841	6
5/2014	WI 7	WI 7	TR	109183	510006	28808	521356	28774	18
5/2014	WI 7	WI 7	TR	109974	521172	28846	523034	384136	32
5/2014	WI 7	WI 7	TR	109974	521256	174788	523034	384136	43
5/2014	WI 7	WI 7	TR	109974	521784	28720	523034	384136	36
5/2014	WI 7	WI 7	TR	109974	521786	28798	523034	384136	33
5/2014	WI 7	WI 7	TR	109974	523034	384136	521172	28846	6
5/2014	WI 7	WI 7	TR	109974	523034	384136	521250	28841	11
5/2014	WI 7	WI 7	TR	109974	523034	384136	521784	28720	107
5/2014	WI 7	WI 7	TR	109974	523034	384136	521786	28798	7
5/2014	WI 7	WI 7	TR	110904	510006	28808	505025	139257	26
5/2014	WI 7	WI 7	TR	110904	510006	28808	521812	40304	788
5/2014	WI 7	WI 7	TR	111297	510006	28808	505023	139255	535
5/2014	WI 7	WI 7	TR	111297	510033	28873	505023	139255	1,572
5/2014	WI 7	WI 7	TR	111972	510041	11661	521012	40226	186
5/2014	WI 7	WI 7	TR	112923	510033	28873	505023	139255	738
5/2014	WI 7	WI 7	TR	112924	510033	28873	521676	100052	34
5/2014	WI 7	WI 7	TR	114497	510006	28808	521314	28661	195
5/2014	WI 7	WI 7	TR	114497	510006	28808	523032	384134	184
5/2014	WI 7	WI 7	TR	114497	510033	28873	521250	28841	80
5/2014	WI 7	WI 7	TR	114497	510033	28873	521266	28702	151
5/2014	WI 7	WI 7	TR	114497	510033	28873	521314	28661	2,411
5/2014	WI 7	WI 7	TR	114497	510033	28873	523034	384136	32
5/2014	WI 7	WI 7	TR	115066	510033	28873	521676	100052	253
5/2014	WI 7	WI 7	TR	115070	510033	28873	505023	139255	156

**ANR Pipeline Company
 Transportation Services
 Fuel By Route Analysis**
VASCR351
**Reporting Year: January - December 2014
 Production Period: 05/2014**

<u>Production Period</u>	<u>Receipt Segment</u>	<u>Delivery Segment</u>	<u>Service Class</u>	<u>Svc Req Contract</u>	<u>Receipt Location</u>	<u>Receipt Loc Prop</u>	<u>Delivery Location</u>	<u>Delivery Loc Prop</u>	<u>Fuel Quantity</u>
5/2014	WI 7	WI 7	TR	117332	510006	28808	505021	139253	919
5/2014	WI 7	WI 7	TR	118249	510006	28808	521654	284917	51
5/2014	WI 7	WI 7	TR	118789	510033	28873	521676	100052	57
5/2014	WI 7	WI 7	TR	122248	510033	28873	521108	11702	5,541
5/2014	WI 7	WI 7	TR	122265	510033	28873	521178	28883	20
5/2014	WI 7	WI 7	TR	122265	510033	28873	521324	28794	707
5/2014	WI 7	WI 7	TR	123976	510006	28808	523032	384134	80
5/2014	WI 7	WI 7	TR	123976	510033	28873	521250	28841	57
5/2014	WI 7	WI 7	TR	124006	510006	28808	521012	40226	121
5/2014	WI 7	WI 7	TR	124006	510006	28808	521172	28846	328
5/2014	WI 7	WI 7	TR	124006	510006	28808	521176	28859	192
5/2014	WI 7	WI 7	TR	124006	510006	28808	521180	28875	121
5/2014	WI 7	WI 7	TR	124006	510006	28808	521188	28862	319
5/2014	WI 7	WI 7	TR	124006	510006	28808	521198	28782	67
5/2014	WI 7	WI 7	TR	124006	510006	28808	521210	28828	161
5/2014	WI 7	WI 7	TR	124006	510006	28808	521240	28759	152
5/2014	WI 7	WI 7	TR	124006	510006	28808	521246	28844	217
5/2014	WI 7	WI 7	TR	124006	510006	28808	521250	28841	4
5/2014	WI 7	WI 7	TR	124006	510006	28808	521266	28702	629
5/2014	WI 7	WI 7	TR	124006	510006	28808	521314	28661	98
5/2014	WI 7	WI 7	TR	124006	510006	28808	521394	36936	373
5/2014	WI 7	WI 7	TR	124006	510006	28808	521676	100052	886
5/2014	WI 7	WI 7	TR	124006	510006	28808	523032	384134	81
5/2014	WI 7	WI 7	TR	124007	510006	28808	521314	28661	80
5/2014	WI 7	WI 7	TR	124007	510006	28808	521676	100052	9
5/2014	WI 7	WI 7	TR	124054	510041	11661	521654	284917	91
5/2014	WI 7	WI 7	TR	124076	510006	28808	521266	28702	79
5/2014	WI 7	WI 7	TR	124121	510006	28808	521266	28702	382
5/2014	WI 7	WI 7	TR	124121	510006	28808	521314	28661	932
5/2014	WI 7	WI 7	TR	124121	510006	28808	523032	384134	92
5/2014	WI 7	WI 7	TR	124121	510006	28808	523034	384136	140
5/2014	WI 7	WI 7	TR	124121	510033	28873	521012	40226	11
5/2014	WI 7	WI 7	TR	124121	510033	28873	521172	28846	487

ANR Pipeline Company Transportation Services Fuel By Route Analysis

VASCR351

Reporting Year: *January - December 2014*
 Production Period: **05/2014**

<u>Production Period</u>	<u>Receipt Segment</u>	<u>Delivery Segment</u>	<u>Service Class</u>	<u>Svc Req Contract</u>	<u>Receipt Location</u>	<u>Receipt Loc Prop</u>	<u>Delivery Location</u>	<u>Delivery Loc Prop</u>	<u>Fuel Quantity</u>
5/2014	WI 7	WI 7	TR	124121	510033	28873	521174	28778	200
5/2014	WI 7	WI 7	TR	124121	510033	28873	521176	28859	46
5/2014	WI 7	WI 7	TR	124121	510033	28873	521178	28883	55
5/2014	WI 7	WI 7	TR	124121	510033	28873	521196	28771	80
5/2014	WI 7	WI 7	TR	124121	510033	28873	521202	28682	51
5/2014	WI 7	WI 7	TR	124121	510033	28873	521210	28828	16
5/2014	WI 7	WI 7	TR	124121	510033	28873	521214	40197	11
5/2014	WI 7	WI 7	TR	124121	510033	28873	521218	28865	69
5/2014	WI 7	WI 7	TR	124121	510033	28873	521226	28881	14
5/2014	WI 7	WI 7	TR	124121	510033	28873	521240	28759	186
5/2014	WI 7	WI 7	TR	124121	510033	28873	521242	139405	5
5/2014	WI 7	WI 7	TR	124121	510033	28873	521246	28844	5
5/2014	WI 7	WI 7	TR	124121	510033	28873	521250	28841	39
5/2014	WI 7	WI 7	TR	124121	510033	28873	521262	36868	438
5/2014	WI 7	WI 7	TR	124121	510033	28873	521266	28702	393
5/2014	WI 7	WI 7	TR	124121	510033	28873	521286	28853	15
5/2014	WI 7	WI 7	TR	124121	510033	28873	521288	28670	58
5/2014	WI 7	WI 7	TR	124121	510033	28873	521314	28661	3,915
5/2014	WI 7	WI 7	TR	124121	510033	28873	521316	28831	66
5/2014	WI 7	WI 7	TR	124121	510033	28873	521322	28868	26
5/2014	WI 7	WI 7	TR	124121	510033	28873	521324	28794	52
5/2014	WI 7	WI 7	TR	124121	510033	28873	521336	28738	49
5/2014	WI 7	WI 7	TR	124121	510033	28873	521338	28700	51
5/2014	WI 7	WI 7	TR	124121	510033	28873	521344	28734	40
5/2014	WI 7	WI 7	TR	124121	510033	28873	521350	28660	78
5/2014	WI 7	WI 7	TR	124121	510033	28873	521362	28733	25
5/2014	WI 7	WI 7	TR	124121	510033	28873	521374	28662	114
5/2014	WI 7	WI 7	TR	124121	510033	28873	521676	100052	1
5/2014	WI 7	WI 7	TR	124121	510033	28873	521784	28720	4
5/2014	WI 7	WI 7	TR	124121	510033	28873	521786	28798	5
5/2014	WI 7	WI 7	TR	124121	510033	28873	521814	36934	82
5/2014	WI 7	WI 7	TR	124121	510033	28873	523034	384136	355
5/2014	WI 7	WI 7	TR	124124	510006	28808	521172	28846	36

ANR Pipeline Company Transportation Services Fuel By Route Analysis

VASCR351

Reporting Year: *January - December 2014*
 Production Period: **05/2014**

<u>Production Period</u>	<u>Receipt Segment</u>	<u>Delivery Segment</u>	<u>Service Class</u>	<u>Svc Req Contract</u>	<u>Receipt Location</u>	<u>Receipt Loc Prop</u>	<u>Delivery Location</u>	<u>Delivery Loc Prop</u>	<u>Fuel Quantity</u>
5/2014	WI 7	WI 7	TR	124124	510006	28808	521252	28779	27
5/2014	WI 7	WI 7	TR	124124	510006	28808	521784	28720	70
5/2014	WI 7	WI 7	TR	124124	510033	28873	521168	28834	28
5/2014	WI 7	WI 7	TR	124124	510033	28873	521172	28846	718
5/2014	WI 7	WI 7	TR	124124	510033	28873	521174	28778	87
5/2014	WI 7	WI 7	TR	124124	510033	28873	521198	28782	27
5/2014	WI 7	WI 7	TR	124124	510033	28873	521200	28679	4
5/2014	WI 7	WI 7	TR	124124	510033	28873	521218	28865	30
5/2014	WI 7	WI 7	TR	124124	510033	28873	521230	28819	37
5/2014	WI 7	WI 7	TR	124124	510033	28873	521240	28759	35
5/2014	WI 7	WI 7	TR	124124	510033	28873	521246	28844	94
5/2014	WI 7	WI 7	TR	124124	510033	28873	521252	28779	682
5/2014	WI 7	WI 7	TR	124124	510033	28873	521260	36867	108
5/2014	WI 7	WI 7	TR	124124	510033	28873	521266	28702	79
5/2014	WI 7	WI 7	TR	124124	510033	28873	521288	28670	11
5/2014	WI 7	WI 7	TR	124124	510033	28873	521298	28736	70
5/2014	WI 7	WI 7	TR	124124	510033	28873	521314	28661	129
5/2014	WI 7	WI 7	TR	124124	510033	28873	521316	28831	25
5/2014	WI 7	WI 7	TR	124124	510033	28873	521324	28794	55
5/2014	WI 7	WI 7	TR	124124	510033	28873	521336	28738	133
5/2014	WI 7	WI 7	TR	124124	510033	28873	521374	28662	52
5/2014	WI 7	WI 7	TR	124124	510033	28873	521784	28720	690
5/2014	WI 7	WI 7	TR	124124	510033	28873	521814	36934	216
5/2014	WI 7	WI 7	TR	124124	510033	28873	523041	395460	302
5/2014	WI 7	WI 7	TR	124125	510006	28808	521012	40226	9
5/2014	WI 7	WI 7	TR	124125	510006	28808	521034	183670	63
5/2014	WI 7	WI 7	TR	124125	510006	28808	521172	28846	68
5/2014	WI 7	WI 7	TR	124125	510006	28808	521176	28859	15
5/2014	WI 7	WI 7	TR	124125	510006	28808	521180	28875	8
5/2014	WI 7	WI 7	TR	124125	510006	28808	521188	28862	79
5/2014	WI 7	WI 7	TR	124125	510006	28808	521198	28782	5
5/2014	WI 7	WI 7	TR	124125	510006	28808	521210	28828	19
5/2014	WI 7	WI 7	TR	124125	510006	28808	521240	28759	12

ANR Pipeline Company Transportation Services Fuel By Route Analysis
--

VASCR351

 Reporting Year: *January - December 2014*
 Production Period: **05/2014**

<u>Production Period</u>	<u>Receipt Segment</u>	<u>Delivery Segment</u>	<u>Service Class</u>	<u>Svc Req Contract</u>	<u>Receipt Location</u>	<u>Receipt Loc Prop</u>	<u>Delivery Location</u>	<u>Delivery Loc Prop</u>	<u>Fuel Quantity</u>
5/2014	WI 7	WI 7	TR	124125	510006	28808	521246	28844	39
5/2014	WI 7	WI 7	TR	124125	510006	28808	521266	28702	146
5/2014	WI 7	WI 7	TR	124125	510006	28808	521314	28661	594
5/2014	WI 7	WI 7	TR	124125	510006	28808	521394	36936	84
5/2014	WI 7	WI 7	TR	124125	510006	28808	521676	100052	621
5/2014	WI 7	WI 7	TR	124125	510006	28808	521810	36869	2
5/2014	WI 7	WI 7	TR	124143	510006	28808	523034	384136	137
5/2014	WI 7	WI 7	TR	124143	510033	28873	523032	384134	184
5/2014	WI 7	WI 7	TR	124373	510006	28808	521034	183670	105
5/2014	WI 7	WI 7	TR	124373	510006	28808	521314	28661	500
5/2014	WI 7	WI 7	TR	124373	510006	28808	521676	100052	110
5/2014	WI 7	WI 7	TR	124572	521266	28702	523035	387791	58
5/2014	WI 7	WI 7	TR	124579	510006	28808	521650	269472	15
5/2014	WI 7	WI 7	TR	124579	510006	28808	521654	284917	35
5/2014	WI 7	WI 7	TR	124579	510006	28808	523032	384134	91
5/2014	WI 7	WI 7	TR	124579	510006	28808	523034	384136	64
5/2014	WI 7	WI 7	TR	124685	510033	28873	521178	28883	85
	Segment								35,690
	Total for	05/2014							1,794,366

**ANR PIPELINE COMPANY
DOCKET NO. RP15____-____**

Re-determination of Transporter's Use (%)s and EPC Charges

APPENDIX C

Detailed Workpapers

Volume 2

**ANR PIPELINE COMPANY
DOCKET NO. RP15 ___ - ___**

Re-determination of Transporter's Use (%)s and EPC Charges

APPENDIX C-2

ANR 2014 Fuel Retention

Appendix C-2 provides by month the actual fuel and L&U retained by rate route as follows:

Tab 2 – (Continued) Detailed workpapers in support of Tab 1 monthly transportation fuel retention levels, which consists of copies of reports generated from ANR's volume allocation system, showing the fuel and L&U volumes allocated by contract. (Volume 2 contains June – December, 2014.)

**ANR Pipeline Company
 Transportation Services
 Fuel By Route Analysis**
VASCR351
**Reporting Year: January - December 2014
 Production Period: 06/2014**

<u>Production Period</u>	<u>Receipt Segment</u>	<u>Delivery Segment</u>	<u>Service Class</u>	<u>Svc Req Contract</u>	<u>Receipt Location</u>	<u>Receipt Loc Prop</u>	<u>Delivery Location</u>	<u>Delivery Loc Prop</u>	<u>Fuel Quantity</u>
6/2014	ME 2	ME 2	TR	114655	505226	153719	521044	261572	82
6/2014	ME 2	ME 2	TR	123706	513084	803184	521668	22975	211
6/2014	ME 2	ME 2	TR	124173	513090	927982	523009	312115	390
	Segment								683
6/2014	ME 2	ME 3	TR	111963	513084	803184	521626	40184	1,309
6/2014	ME 2	ME 3	TR	120144	513083	803183	521626	40184	56
6/2014	ME 2	ME 3	TR	120144	513084	803184	521626	40184	60
6/2014	ME 2	ME 3	TR	120144	513087	924935	521626	40184	110
6/2014	ME 2	ME 3	TR	123138	513090	927982	521010	40186	1,771
6/2014	ME 2	ME 3	TR	123138	513090	927982	521530	4274	23
6/2014	ME 2	ME 3	TR	124076	513084	803184	523006	314730	381
6/2014	ME 2	ME 3	TR	124121	513084	803184	521010	40186	21
6/2014	ME 2	ME 3	TR	124121	513084	803184	521620	16118	5,730
6/2014	ME 2	ME 3	TR	124133	513084	803184	521092	4475	987
6/2014	ME 2	ME 3	TR	124133	513084	803184	521620	16118	180
6/2014	ME 2	ME 3	TR	124143	513084	803184	521010	40186	169
6/2014	ME 2	ME 3	TR	124143	513084	803184	521626	40184	260
6/2014	ME 2	ME 3	TR	124206	513084	803184	521552	16265	60
6/2014	ME 2	ME 3	TR	124415	505233	154017	521626	40184	30
6/2014	ME 2	ME 3	TR	124525	505233	154017	521626	40184	30
6/2014	ME 2	ME 3	TR	124560	505233	154017	521626	40184	90
6/2014	ME 2	ME 3	TR	124669	513054	467676	521620	16118	75
6/2014	ME 2	ME 3	TR	124669	513083	803183	521620	16118	257
6/2014	ME 2	ME 3	TR	124669	513084	803184	521620	16118	1,039
6/2014	ME 2	ME 3	TR	124669	513084	803184	523006	314730	38
6/2014	ME 2	ME 3	TR	124783	513090	927982	523038	398767	68
	Segment								12,744
6/2014	ME 2	MI 7	TR	820	513084	803184	505038	153808	595
6/2014	ME 2	MI 7	TR	106308	521594	20666	505038	153808	132
6/2014	ME 2	MI 7	TR	110024	513084	803184	505038	153808	5,722
6/2014	ME 2	MI 7	TR	110024	513084	803184	521118	11578	5,107
6/2014	ME 2	MI 7	TR	113650	513084	803184	521116	42078	13,160

**ANR Pipeline Company
 Transportation Services
 Fuel By Route Analysis**

VASCR351

Reporting Year: *January - December 2014*
 Production Period: 06/2014

<u>Production Period</u>	<u>Receipt Segment</u>	<u>Delivery Segment</u>	<u>Service Class</u>	<u>Svc Req Contract</u>	<u>Receipt Location</u>	<u>Receipt Loc Prop</u>	<u>Delivery Location</u>	<u>Delivery Loc Prop</u>	<u>Fuel Quantity</u>
6/2014	ME 2	MI 7	TR	113650	513084	803184	521932	138744	940
6/2014	ME 2	MI 7	TR	114746	513084	803184	505038	153808	760
6/2014	ME 2	MI 7	TR	114746	513084	803184	521116	42078	964
6/2014	ME 2	MI 7	TR	114746	513084	803184	521690	40892	203
6/2014	ME 2	MI 7	TR	115942	513084	803184	521116	42078	2,220
6/2014	ME 2	MI 7	TR	117783	513090	927982	521116	42078	1,445
6/2014	ME 2	MI 7	TR	118249	513084	803184	521008	11616	660
6/2014	ME 2	MI 7	TR	118249	513084	803184	521116	42078	132
6/2014	ME 2	MI 7	TR	118249	513084	803184	521622	110850	3,168
6/2014	ME 2	MI 7	TR	118903	513090	927982	521116	42078	14,121
6/2014	ME 2	MI 7	TR	119986	513090	927982	505038	153808	277
6/2014	ME 2	MI 7	TR	120144	513066	702777	521634	11566	297
6/2014	ME 2	MI 7	TR	120144	513083	803183	521116	42078	1,128
6/2014	ME 2	MI 7	TR	120144	513083	803183	521634	11566	3,380
6/2014	ME 2	MI 7	TR	120144	513084	803184	521116	42078	1,439
6/2014	ME 2	MI 7	TR	120144	513084	803184	521634	11566	1,397
6/2014	ME 2	MI 7	TR	120144	513084	803184	521670	40468	55
6/2014	ME 2	MI 7	TR	120144	513087	924935	521634	11566	37
6/2014	ME 2	MI 7	TR	120144	513090	927982	521634	11566	182
6/2014	ME 2	MI 7	TR	120144	513090	927982	521670	40468	94
6/2014	ME 2	MI 7	TR	120917	513066	702777	521116	42078	91
6/2014	ME 2	MI 7	TR	120917	513087	924935	521116	42078	1,167
6/2014	ME 2	MI 7	TR	121075	513083	803183	521116	42078	479
6/2014	ME 2	MI 7	TR	123138	513090	927982	505038	153808	73
6/2014	ME 2	MI 7	TR	124023	513084	803184	505038	153808	6,393
6/2014	ME 2	MI 7	TR	124023	513084	803184	521116	42078	308
6/2014	ME 2	MI 7	TR	124076	513084	803184	521116	42078	35,344
6/2014	ME 2	MI 7	TR	124118	513087	924935	521116	42078	59
6/2014	ME 2	MI 7	TR	124121	505233	154017	521116	42078	235
6/2014	ME 2	MI 7	TR	124121	513084	803184	521116	42078	11,349
6/2014	ME 2	MI 7	TR	124121	513084	803184	521622	110850	14,672
6/2014	ME 2	MI 7	TR	124121	513084	803184	521948	4492	449
6/2014	ME 2	MI 7	TR	124121	513084	803184	521962	139401	30

**ANR Pipeline Company
 Transportation Services
 Fuel By Route Analysis**

VASCR351

Reporting Year: *January - December 2014*
 Production Period: **06/2014**

<u>Production Period</u>	<u>Receipt Segment</u>	<u>Delivery Segment</u>	<u>Service Class</u>	<u>Svc Req Contract</u>	<u>Receipt Location</u>	<u>Receipt Loc Prop</u>	<u>Delivery Location</u>	<u>Delivery Loc Prop</u>	<u>Fuel Quantity</u>
6/2014	ME 2	MI 7	TR	124124	513084	803184	505038	153808	344
6/2014	ME 2	MI 7	TR	124124	513084	803184	521074	40470	542
6/2014	ME 2	MI 7	TR	124124	513084	803184	521116	42078	450
6/2014	ME 2	MI 7	TR	124124	513084	803184	521118	11578	15
6/2014	ME 2	MI 7	TR	124124	513084	803184	521120	11795	4
6/2014	ME 2	MI 7	TR	124124	513084	803184	521122	11751	41
6/2014	ME 2	MI 7	TR	124124	513084	803184	521124	11562	75
6/2014	ME 2	MI 7	TR	124124	513084	803184	521138	11680	40
6/2014	ME 2	MI 7	TR	124124	513084	803184	521140	11749	4
6/2014	ME 2	MI 7	TR	124124	513084	803184	521142	40477	12
6/2014	ME 2	MI 7	TR	124124	513084	803184	521144	11580	48
6/2014	ME 2	MI 7	TR	124124	513084	803184	521146	11785	8
6/2014	ME 2	MI 7	TR	124124	513084	803184	521152	11589	32
6/2014	ME 2	MI 7	TR	124124	513084	803184	521156	11572	32
6/2014	ME 2	MI 7	TR	124124	513084	803184	521160	11590	47
6/2014	ME 2	MI 7	TR	124124	513084	803184	521162	11748	48
6/2014	ME 2	MI 7	TR	124124	513084	803184	521670	40468	60
6/2014	ME 2	MI 7	TR	124124	513084	803184	521678	140834	4
6/2014	ME 2	MI 7	TR	124124	513084	803184	521948	4492	20
6/2014	ME 2	MI 7	TR	124124	513084	803184	521962	139401	92
6/2014	ME 2	MI 7	TR	124126	513084	803184	521116	42078	2,069
6/2014	ME 2	MI 7	TR	124126	513084	803184	521942	198847	541
6/2014	ME 2	MI 7	TR	124128	513084	803184	521116	42078	4,920
6/2014	ME 2	MI 7	TR	124129	513084	803184	521116	42078	7,230
6/2014	ME 2	MI 7	TR	124133	513084	803184	521116	42078	1,076
6/2014	ME 2	MI 7	TR	124133	513084	803184	521622	110850	300
6/2014	ME 2	MI 7	TR	124133	513090	927982	521116	42078	2,040
6/2014	ME 2	MI 7	TR	124134	513084	803184	505038	153808	276
6/2014	ME 2	MI 7	TR	124134	513084	803184	521116	42078	6,954
6/2014	ME 2	MI 7	TR	124135	513084	803184	505038	153808	272
6/2014	ME 2	MI 7	TR	124135	513084	803184	521116	42078	10,558
6/2014	ME 2	MI 7	TR	124136	513084	803184	521116	42078	9,840
6/2014	ME 2	MI 7	TR	124139	513090	927982	505038	153808	2,460

ANR Pipeline Company Transportation Services Fuel By Route Analysis

VASCR351

Reporting Year: *January - December 2014*
 Production Period: **06/2014**

<u>Production Period</u>	<u>Receipt Segment</u>	<u>Delivery Segment</u>	<u>Service Class</u>	<u>Svc Req Contract</u>	<u>Receipt Location</u>	<u>Receipt Loc Prop</u>	<u>Delivery Location</u>	<u>Delivery Loc Prop</u>	<u>Fuel Quantity</u>
6/2014	ME 2	MI 7	TR	124140	513090	927982	505038	153808	840
6/2014	ME 2	MI 7	TR	124143	513084	803184	505038	153808	719
6/2014	ME 2	MI 7	TR	124143	513084	803184	521116	42078	369
6/2014	ME 2	MI 7	TR	124146	513066	702777	505038	153808	576
6/2014	ME 2	MI 7	TR	124146	513083	803183	505038	153808	117
6/2014	ME 2	MI 7	TR	124146	513084	803184	505038	153808	4,410
6/2014	ME 2	MI 7	TR	124146	513084	803184	521116	42078	561
6/2014	ME 2	MI 7	TR	124146	513084	803184	521634	11566	985
6/2014	ME 2	MI 7	TR	124146	513090	927982	505038	153808	1,544
6/2014	ME 2	MI 7	TR	124146	513090	927982	521116	42078	76
6/2014	ME 2	MI 7	TR	124180	513084	803184	521116	42078	21,615
6/2014	ME 2	MI 7	TR	124206	513084	803184	505020	139252	60
6/2014	ME 2	MI 7	TR	124416	505233	154017	505038	153808	90
6/2014	ME 2	MI 7	TR	124417	505233	154017	505038	153808	30
6/2014	ME 2	MI 7	TR	124418	505233	154017	521932	138744	90
6/2014	ME 2	MI 7	TR	124523	505233	154017	505038	153808	30
6/2014	ME 2	MI 7	TR	124526	505233	154017	521932	138744	60
6/2014	ME 2	MI 7	TR	124527	505233	154017	505038	153808	60
6/2014	ME 2	MI 7	TR	124528	505233	154017	505038	153808	30
6/2014	ME 2	MI 7	TR	124561	505233	154017	505038	153808	90
6/2014	ME 2	MI 7	TR	124562	505233	154017	521932	138744	60
6/2014	ME 2	MI 7	TR	124563	505233	154017	505038	153808	30
6/2014	ME 2	MI 7	TR	124709	505233	154017	521932	138744	30
6/2014	ME 2	MI 7	TR	124723	505233	154017	505038	153808	90
6/2014	ME 2	MI 7	TR	124745	513084	803184	505017	139249	1,164
6/2014	ME 2	MI 7	TR	124745	513084	803184	505038	153808	1,717
6/2014	ME 2	MI 7	TR	124745	513084	803184	521014	153852	3,049
6/2014	ME 2	MI 7	TR	124745	513084	803184	521144	11580	1,924
6/2014	ME 2	MI 7	TR	124745	513084	803184	521634	11566	2,636
6/2014	ME 2	MI 7	TR	124777	513084	803184	521116	42078	6,485
6/2014	ME 2	MI 7	TR	124777	513084	803184	521670	40468	50
	Segment								228,305
6/2014	ME 2	WI 7	TR	820	513084	803184	505025	139257	2,975

ANR Pipeline Company Transportation Services Fuel By Route Analysis

VASCR351

Reporting Year: *January - December 2014*
 Production Period: **06/2014**

<u>Production Period</u>	<u>Receipt Segment</u>	<u>Delivery Segment</u>	<u>Service Class</u>	<u>Svc Req Contract</u>	<u>Receipt Location</u>	<u>Receipt Loc Prop</u>	<u>Delivery Location</u>	<u>Delivery Loc Prop</u>	<u>Fuel Quantity</u>
6/2014	ME 2	WI 7	TR	120144	513084	803184	510041	11661	1
6/2014	ME 2	WI 7	TR	120144	513084	803184	521288	28670	7
6/2014	ME 2	WI 7	TR	120144	513090	927982	510041	11661	14
6/2014	ME 2	WI 7	TR	124146	513084	803184	523034	384136	378
	Segment								3,375
6/2014	ME 3	ME 3	TR	110505	513085	742252	520005	15672	1,015
6/2014	ME 3	ME 3	TR	110505	513085	742252	520026	38843	9
6/2014	ME 3	ME 3	TR	110505	513085	742252	520027	295956	203
6/2014	ME 3	ME 3	TR	110506	513085	742252	520005	15672	1,536
6/2014	ME 3	ME 3	TR	110506	513085	742252	520027	295956	114
6/2014	ME 3	ME 3	TR	110507	513085	742252	520005	15672	2,820
6/2014	ME 3	ME 3	TR	110507	513085	742252	520018	22986	509
6/2014	ME 3	ME 3	TR	110507	513085	742252	520026	38843	1
6/2014	ME 3	ME 3	TR	110507	513085	742252	521552	16265	90
6/2014	ME 3	ME 3	TR	110884	513085	742252	521620	16118	8,152
6/2014	ME 3	ME 3	TR	110885	513085	742252	505564	1389346	1,056
6/2014	ME 3	ME 3	TR	110885	513085	742252	520018	22986	660
6/2014	ME 3	ME 3	TR	110885	513085	742252	521010	40186	1,041
6/2014	ME 3	ME 3	TR	110885	513085	742252	521528	4351	574
6/2014	ME 3	ME 3	TR	110885	513085	742252	521534	138745	79
6/2014	ME 3	ME 3	TR	110885	513085	742252	521572	40455	630
6/2014	ME 3	ME 3	TR	110885	513085	742252	521576	40189	30
6/2014	ME 3	ME 3	TR	110885	513085	742252	521620	16118	480
6/2014	ME 3	ME 3	TR	110885	513085	742252	521626	40184	645
6/2014	ME 3	ME 3	TR	113877	513085	742252	521010	40186	22
6/2014	ME 3	ME 3	TR	113877	513085	742252	521528	4351	35
6/2014	ME 3	ME 3	TR	113877	513085	742252	521534	138745	23
6/2014	ME 3	ME 3	TR	114746	513125	1387755	521010	40186	273
6/2014	ME 3	ME 3	TR	114746	513125	1387755	521626	40184	370
6/2014	ME 3	ME 3	TR	115126	505227	153721	505564	1389346	69
6/2014	ME 3	ME 3	TR	118863	505227	153721	521986	277052	373
6/2014	ME 3	ME 3	TR	118863	513085	742252	521986	277052	47
6/2014	ME 3	ME 3	TR	120104	510009	138660	521010	40186	57

ANR Pipeline Company Transportation Services Fuel By Route Analysis

VASCR351

Reporting Year: *January - December 2014*
 Production Period: 06/2014

<u>Production Period</u>	<u>Receipt Segment</u>	<u>Delivery Segment</u>	<u>Service Class</u>	<u>Svc Req Contract</u>	<u>Receipt Location</u>	<u>Receipt Loc Prop</u>	<u>Delivery Location</u>	<u>Delivery Loc Prop</u>	<u>Fuel Quantity</u>
6/2014	ME 3	ME 3	TR	120104	510009	138660	521032	138747	69
6/2014	ME 3	ME 3	TR	121075	513085	742252	521620	16118	588
6/2014	ME 3	ME 3	TR	123138	510008	38224	521010	40186	18
6/2014	ME 3	ME 3	TR	123138	513085	742252	520005	15672	219
6/2014	ME 3	ME 3	TR	123138	513085	742252	520027	295956	8
6/2014	ME 3	ME 3	TR	124124	513125	1387755	521010	40186	8
6/2014	ME 3	ME 3	TR	124124	513125	1387755	521572	40455	5
6/2014	ME 3	ME 3	TR	124127	513085	742252	521620	16118	109
6/2014	ME 3	ME 3	TR	124143	513125	1387755	521010	40186	284
6/2014	ME 3	ME 3	TR	124143	513125	1387755	521626	40184	248
6/2014	ME 3	ME 3	TR	124186	513085	742252	520027	295956	180
6/2014	ME 3	ME 3	TR	124186	513085	742252	521092	4475	120
6/2014	ME 3	ME 3	TR	124745	513125	1387755	521010	40186	7
6/2014	ME 3	ME 3	TR	124745	513125	1387755	521626	40184	3
6/2014	ME 3	ME 3	TR	124753	513085	742252	521572	40455	90
6/2014	ME 3	ME 3	TR	124754	513085	742252	521572	40455	60
6/2014	ME 3	ME 3	TR	124783	505227	153721	523038	398767	24
6/2014	ME 3	ME 3	TR	124783	510009	138660	523038	398767	174
6/2014	ME 3	ME 3	TR	124783	510038	48639	523038	398767	277
	Segment								23,404
6/2014	ME 3	MI 7	TR	1700	505008	139236	505038	153808	176
6/2014	ME 3	MI 7	TR	15400	505032	139374	505038	153808	210
6/2014	ME 3	MI 7	TR	15400	521534	138745	505038	153808	216
6/2014	ME 3	MI 7	TR	109718	510008	38224	505038	153808	9,690
6/2014	ME 3	MI 7	TR	110885	510009	138660	521116	42078	102
6/2014	ME 3	MI 7	TR	110885	513085	742252	521116	42078	8,848
6/2014	ME 3	MI 7	TR	110885	513085	742252	521622	110850	150
6/2014	ME 3	MI 7	TR	110885	513085	742252	521634	11566	132
6/2014	ME 3	MI 7	TR	110885	513085	742252	521948	4492	12
6/2014	ME 3	MI 7	TR	110889	513085	742252	521074	40470	156
6/2014	ME 3	MI 7	TR	110889	513085	742252	521116	42078	1,886
6/2014	ME 3	MI 7	TR	110889	513085	742252	521138	11680	74
6/2014	ME 3	MI 7	TR	110889	513085	742252	521670	40468	15

ANR Pipeline Company Transportation Services Fuel By Route Analysis

VASCR351

 Reporting Year: *January - December 2014*
 Production Period: 06/2014

<u>Production Period</u>	<u>Receipt Segment</u>	<u>Delivery Segment</u>	<u>Service Class</u>	<u>Svc Req Contract</u>	<u>Receipt Location</u>	<u>Receipt Loc Prop</u>	<u>Delivery Location</u>	<u>Delivery Loc Prop</u>	<u>Fuel Quantity</u>
6/2014	ME 3	MI 7	TR	110889	513085	742252	521962	139401	240
6/2014	ME 3	MI 7	TR	111288	505007	139235	505038	153808	14
6/2014	ME 3	MI 7	TR	111928	513085	742252	521008	11616	10
6/2014	ME 3	MI 7	TR	111928	513085	742252	521116	42078	7,129
6/2014	ME 3	MI 7	TR	113877	513085	742252	521634	11566	262
6/2014	ME 3	MI 7	TR	113877	513085	742252	521690	40892	18
6/2014	ME 3	MI 7	TR	113878	513085	742252	521634	11566	420
6/2014	ME 3	MI 7	TR	113880	513085	742252	521634	11566	360
6/2014	ME 3	MI 7	TR	113884	513085	742252	521634	11566	720
6/2014	ME 3	MI 7	TR	113886	513085	742252	521634	11566	210
6/2014	ME 3	MI 7	TR	113904	513085	742252	521634	11566	240
6/2014	ME 3	MI 7	TR	113915	513085	742252	521634	11566	390
6/2014	ME 3	MI 7	TR	113919	513085	742252	521634	11566	360
6/2014	ME 3	MI 7	TR	113922	513085	742252	521634	11566	1,230
6/2014	ME 3	MI 7	TR	113930	513085	742252	521634	11566	390
6/2014	ME 3	MI 7	TR	113933	513085	742252	521634	11566	240
6/2014	ME 3	MI 7	TR	113936	513085	742252	521634	11566	180
6/2014	ME 3	MI 7	TR	113937	513085	742252	521634	11566	420
6/2014	ME 3	MI 7	TR	113944	513085	742252	521634	11566	330
6/2014	ME 3	MI 7	TR	113945	513085	742252	521634	11566	420
6/2014	ME 3	MI 7	TR	113976	513085	742252	521634	11566	270
6/2014	ME 3	MI 7	TR	113987	513085	742252	521634	11566	1,470
6/2014	ME 3	MI 7	TR	114015	513085	742252	521634	11566	480
6/2014	ME 3	MI 7	TR	114746	513125	1387755	521074	40470	1,654
6/2014	ME 3	MI 7	TR	114746	513125	1387755	521116	42078	1,843
6/2014	ME 3	MI 7	TR	114746	513125	1387755	521122	11751	1
6/2014	ME 3	MI 7	TR	114746	513125	1387755	521124	11562	233
6/2014	ME 3	MI 7	TR	114746	513125	1387755	521138	11680	90
6/2014	ME 3	MI 7	TR	114746	513125	1387755	521156	11572	123
6/2014	ME 3	MI 7	TR	114746	513125	1387755	521162	11748	206
6/2014	ME 3	MI 7	TR	114746	513125	1387755	521634	11566	109
6/2014	ME 3	MI 7	TR	114746	513125	1387755	521678	140834	18
6/2014	ME 3	MI 7	TR	114746	513125	1387755	521962	139401	37

ANR Pipeline Company Transportation Services Fuel By Route Analysis

VASCR351

Reporting Year: *January - December 2014*
 Production Period: **06/2014**

<u>Production Period</u>	<u>Receipt Segment</u>	<u>Delivery Segment</u>	<u>Service Class</u>	<u>Svc Req Contract</u>	<u>Receipt Location</u>	<u>Receipt Loc Prop</u>	<u>Delivery Location</u>	<u>Delivery Loc Prop</u>	<u>Fuel Quantity</u>
6/2014	ME 3	MI 7	TR	118903	513085	742252	521116	42078	14,468
6/2014	ME 3	MI 7	TR	120721	513085	742252	521116	42078	64
6/2014	ME 3	MI 7	TR	120903	513085	742252	523008	312117	1,760
6/2014	ME 3	MI 7	TR	122837	510008	38224	521030	282436	68
6/2014	ME 3	MI 7	TR	123138	505012	139240	505038	153808	658
6/2014	ME 3	MI 7	TR	123138	510008	38224	505038	153808	7,574
6/2014	ME 3	MI 7	TR	124050	510009	138660	505038	153808	513
6/2014	ME 3	MI 7	TR	124050	510009	138660	521116	42078	6,439
6/2014	ME 3	MI 7	TR	124050	510009	138660	521634	11566	609
6/2014	ME 3	MI 7	TR	124050	513085	742252	521116	42078	8,496
6/2014	ME 3	MI 7	TR	124050	513085	742252	521634	11566	546
6/2014	ME 3	MI 7	TR	124054	510009	138660	505038	153808	79
6/2014	ME 3	MI 7	TR	124054	510009	138660	521116	42078	982
6/2014	ME 3	MI 7	TR	124054	513085	742252	505038	153808	121
6/2014	ME 3	MI 7	TR	124054	513085	742252	521116	42078	16,833
6/2014	ME 3	MI 7	TR	124054	513085	742252	521634	11566	4,122
6/2014	ME 3	MI 7	TR	124077	510009	138660	521116	42078	322
6/2014	ME 3	MI 7	TR	124077	513085	742252	521116	42078	337
6/2014	ME 3	MI 7	TR	124124	513125	1387755	505038	153808	4,313
6/2014	ME 3	MI 7	TR	124124	513125	1387755	521074	40470	854
6/2014	ME 3	MI 7	TR	124124	513125	1387755	521116	42078	980
6/2014	ME 3	MI 7	TR	124124	513125	1387755	521118	11578	115
6/2014	ME 3	MI 7	TR	124124	513125	1387755	521120	11795	19
6/2014	ME 3	MI 7	TR	124124	513125	1387755	521122	11751	257
6/2014	ME 3	MI 7	TR	124124	513125	1387755	521124	11562	38
6/2014	ME 3	MI 7	TR	124124	513125	1387755	521138	11680	94
6/2014	ME 3	MI 7	TR	124124	513125	1387755	521140	11749	40
6/2014	ME 3	MI 7	TR	124124	513125	1387755	521142	40477	96
6/2014	ME 3	MI 7	TR	124124	513125	1387755	521144	11580	234
6/2014	ME 3	MI 7	TR	124124	513125	1387755	521146	11785	26
6/2014	ME 3	MI 7	TR	124124	513125	1387755	521152	11589	130
6/2014	ME 3	MI 7	TR	124124	513125	1387755	521156	11572	83
6/2014	ME 3	MI 7	TR	124124	513125	1387755	521160	11590	208

ANR Pipeline Company Transportation Services Fuel By Route Analysis

VASCR351

 Reporting Year: *January - December 2014*
 Production Period: **06/2014**

<u>Production Period</u>	<u>Receipt Segment</u>	<u>Delivery Segment</u>	<u>Service Class</u>	<u>Svc Req Contract</u>	<u>Receipt Location</u>	<u>Receipt Loc Prop</u>	<u>Delivery Location</u>	<u>Delivery Loc Prop</u>	<u>Fuel Quantity</u>
6/2014	ME 3	MI 7	TR	124124	513125	1387755	521162	11748	78
6/2014	ME 3	MI 7	TR	124124	513125	1387755	521670	40468	290
6/2014	ME 3	MI 7	TR	124124	513125	1387755	521678	140834	8
6/2014	ME 3	MI 7	TR	124124	513125	1387755	521948	4492	194
6/2014	ME 3	MI 7	TR	124124	513125	1387755	521962	139401	160
6/2014	ME 3	MI 7	TR	124143	513125	1387755	505038	153808	4,668
6/2014	ME 3	MI 7	TR	124143	513125	1387755	521116	42078	1,545
6/2014	ME 3	MI 7	TR	124143	513125	1387755	521948	4492	5
6/2014	ME 3	MI 7	TR	124146	510009	138660	505038	153808	240
6/2014	ME 3	MI 7	TR	124146	510009	138660	521116	42078	54
6/2014	ME 3	MI 7	TR	124146	513085	742252	505038	153808	1,344
6/2014	ME 3	MI 7	TR	124146	513085	742252	521116	42078	237
6/2014	ME 3	MI 7	TR	124146	513085	742252	521634	11566	110
6/2014	ME 3	MI 7	TR	124278	513085	742252	521116	42078	4,680
6/2014	ME 3	MI 7	TR	124745	513125	1387755	505017	139249	1,239
6/2014	ME 3	MI 7	TR	124745	513125	1387755	521014	153852	1,255
6/2014	ME 3	MI 7	TR	124745	513125	1387755	521074	40470	13
6/2014	ME 3	MI 7	TR	124745	513125	1387755	521116	42078	1,033
6/2014	ME 3	MI 7	TR	124745	513125	1387755	521144	11580	138
6/2014	ME 3	MI 7	TR	124745	513125	1387755	521634	11566	23
6/2014	ME 3	MI 7	TR	124769	513125	1387755	505038	153808	7,390
6/2014	ME 3	MI 7	TR	124769	513125	1387755	521008	11616	4,740
6/2014	ME 3	MI 7	TR	124769	513125	1387755	521116	42078	563
6/2014	ME 3	MI 7	TR	124769	513125	1387755	521118	11578	141
6/2014	ME 3	MI 7	TR	124769	513125	1387755	521122	11751	267
6/2014	ME 3	MI 7	TR	124769	513125	1387755	521124	11562	84
6/2014	ME 3	MI 7	TR	124769	513125	1387755	521138	11680	114
6/2014	ME 3	MI 7	TR	124769	513125	1387755	521142	40477	150
6/2014	ME 3	MI 7	TR	124769	513125	1387755	521144	11580	240
6/2014	ME 3	MI 7	TR	124769	513125	1387755	521146	11785	30
6/2014	ME 3	MI 7	TR	124769	513125	1387755	521160	11590	210
6/2014	ME 3	MI 7	TR	124769	513125	1387755	521670	40468	171
6/2014	ME 3	MI 7	TR	124769	513125	1387755	523052	467243	150

**ANR Pipeline Company
 Transportation Services
 Fuel By Route Analysis**
VASCR351

 Reporting Year: *January - December 2014*
 Production Period: 06/2014

<u>Production Period</u>	<u>Receipt Segment</u>	<u>Delivery Segment</u>	<u>Service Class</u>	<u>Svc Req Contract</u>	<u>Receipt Location</u>	<u>Receipt Loc Prop</u>	<u>Delivery Location</u>	<u>Delivery Loc Prop</u>	<u>Fuel Quantity</u>
6/2014	ME 3	MI 7	TR	124770	513125	1387755	521116	42078	13,560
6/2014	ME 3	MI 7	TR	124770	513125	1387755	521604	150409	738
6/2014	ME 3	MI 7	TR	124771	513125	1387755	505038	153808	1,800
6/2014	ME 3	MI 7	TR	124771	513125	1387755	521690	40892	7,710
6/2014	ME 3	MI 7	TR	124772	513125	1387755	505038	153808	533
6/2014	ME 3	MI 7	TR	124772	513125	1387755	521116	42078	5,060
6/2014	ME 3	MI 7	TR	124772	513125	1387755	521118	11578	317
6/2014	ME 3	MI 7	TR	124772	513125	1387755	521142	40477	2,850
6/2014	ME 3	MI 7	TS	120642	505563	1389347	505038	153808	72
Segment									177,466
6/2014	ME 3	WI 7	TR	124050	510009	138660	523032	384134	106
6/2014	ME 3	WI 7	TR	124050	510009	138660	523034	384136	154
6/2014	ME 3	WI 7	TR	124050	513085	742252	523032	384134	168
6/2014	ME 3	WI 7	TR	124054	510009	138660	523032	384134	44
6/2014	ME 3	WI 7	TR	124054	513085	742252	523034	384136	317
6/2014	ME 3	WI 7	TR	124146	510009	138660	523034	384136	5
6/2014	ME 3	WI 7	TR	124146	513085	742252	523034	384136	51
Segment									845
6/2014	MI 7	ME 3	TR	109956	511136	277072	521638	153767	540
6/2014	MI 7	ME 3	TR	111288	505038	153808	505007	139235	37
6/2014	MI 7	ME 3	TR	112835	511136	277072	521010	40186	1,112
6/2014	MI 7	ME 3	TR	112835	511136	277072	521540	4223	71
6/2014	MI 7	ME 3	TR	112835	511136	277072	521552	16265	30
6/2014	MI 7	ME 3	TR	112835	511136	277072	521626	40184	26
6/2014	MI 7	ME 3	TR	122029	510005	246067	521626	40184	111
6/2014	MI 7	ME 3	TR	122029	511136	277072	521626	40184	2,272
6/2014	MI 7	ME 3	TR	123138	505038	153808	505012	139240	120
6/2014	MI 7	ME 3	TR	124584	511136	277072	521638	153767	161
6/2014	MI 7	ME 3	TR	124669	505038	153808	521620	16118	18
6/2014	MI 7	ME 3	TR	124758	511136	277072	521638	153767	6
6/2014	MI 7	ME 3	TS	120642	505038	153808	505563	1389347	22
Segment									4,526

ANR Pipeline Company Transportation Services Fuel By Route Analysis

VASCR351

Reporting Year: *January - December 2014*
 Production Period: 06/2014

<u>Production Period</u>	<u>Receipt Segment</u>	<u>Delivery Segment</u>	<u>Service Class</u>	<u>Svc Req Contract</u>	<u>Receipt Location</u>	<u>Receipt Loc Prop</u>	<u>Delivery Location</u>	<u>Delivery Loc Prop</u>	<u>Fuel Quantity</u>
6/2014	MI 7	MI 7	TR	107879	511136	277072	505038	153808	3,649
6/2014	MI 7	MI 7	TR	107895	511136	277072	505038	153808	492
6/2014	MI 7	MI 7	TR	107895	511136	277072	521008	11616	60
6/2014	MI 7	MI 7	TR	108283	510005	246067	521116	42078	399
6/2014	MI 7	MI 7	TR	108288	510005	246067	521116	42078	84
6/2014	MI 7	MI 7	TR	109014	505131	295958	505038	153808	3,552
6/2014	MI 7	MI 7	TR	109024	510005	246067	505038	153808	4,330
6/2014	MI 7	MI 7	TR	109179	510005	246067	521116	42078	12
6/2014	MI 7	MI 7	TR	109182	510005	246067	521116	42078	36
6/2014	MI 7	MI 7	TR	109183	510005	246067	521116	42078	116
6/2014	MI 7	MI 7	TR	109212	510005	246067	505038	153808	1,129
6/2014	MI 7	MI 7	TR	109212	511136	277072	505038	153808	570
6/2014	MI 7	MI 7	TR	109223	511136	277072	505038	153808	1,787
6/2014	MI 7	MI 7	TR	109511	511144	48642	505038	153808	414
6/2014	MI 7	MI 7	TR	109595	505038	153808	505019	139251	57
6/2014	MI 7	MI 7	TR	109893	510005	246067	521116	42078	24
6/2014	MI 7	MI 7	TR	109974	505038	153808	523025	338685	151
6/2014	MI 7	MI 7	TR	110019	505038	153808	505018	139250	246
6/2014	MI 7	MI 7	TR	110024	505038	153808	521122	11751	61
6/2014	MI 7	MI 7	TR	110407	510005	246067	521116	42078	48
6/2014	MI 7	MI 7	TR	110884	511158	48644	505038	153808	27
6/2014	MI 7	MI 7	TR	110885	505038	153808	521008	11616	67
6/2014	MI 7	MI 7	TR	110885	505108	243097	521116	42078	545
6/2014	MI 7	MI 7	TR	110885	505108	243097	521634	11566	956
6/2014	MI 7	MI 7	TR	110885	505108	243097	521690	40892	452
6/2014	MI 7	MI 7	TR	110885	511136	277072	521634	11566	318
6/2014	MI 7	MI 7	TR	110885	511144	48642	505038	153808	1,511
6/2014	MI 7	MI 7	TR	110885	511144	48642	521008	11616	34
6/2014	MI 7	MI 7	TR	110904	505108	243097	505038	153808	871
6/2014	MI 7	MI 7	TR	110904	505108	243097	521116	42078	275
6/2014	MI 7	MI 7	TR	111061	510005	246067	521116	42078	108
6/2014	MI 7	MI 7	TR	111284	511136	277072	505038	153808	24
6/2014	MI 7	MI 7	TR	111310	505038	153808	505028	139366	109

**ANR Pipeline Company
 Transportation Services
 Fuel By Route Analysis**
VASCR351

 Reporting Year: *January - December 2014*
 Production Period: **06/2014**

<u>Production Period</u>	<u>Receipt Segment</u>	<u>Delivery Segment</u>	<u>Service Class</u>	<u>Svc Req Contract</u>	<u>Receipt Location</u>	<u>Receipt Loc Prop</u>	<u>Delivery Location</u>	<u>Delivery Loc Prop</u>	<u>Fuel Quantity</u>
6/2014	MI 7	MI 7	TR	111813	511136	277072	505038	153808	1,260
6/2014	MI 7	MI 7	TR	111813	511136	277072	523008	312117	540
6/2014	MI 7	MI 7	TR	111910	511136	277072	521116	42078	926
6/2014	MI 7	MI 7	TR	111910	511136	277072	521118	11578	25
6/2014	MI 7	MI 7	TR	111910	511136	277072	521122	11751	240
6/2014	MI 7	MI 7	TR	111910	511136	277072	521138	11680	14
6/2014	MI 7	MI 7	TR	111910	511136	277072	521634	11566	482
6/2014	MI 7	MI 7	TR	111910	511136	277072	521670	40468	21
6/2014	MI 7	MI 7	TR	111910	511136	277072	521962	139401	11
6/2014	MI 7	MI 7	TR	111928	505108	243097	521116	42078	43
6/2014	MI 7	MI 7	TR	111928	505108	243097	521948	4492	3
6/2014	MI 7	MI 7	TR	111928	510005	246067	521008	11616	136
6/2014	MI 7	MI 7	TR	111928	510005	246067	521116	42078	90
6/2014	MI 7	MI 7	TR	111928	510005	246067	521948	4492	2
6/2014	MI 7	MI 7	TR	111928	511136	277072	521116	42078	422
6/2014	MI 7	MI 7	TR	111973	511158	48644	521124	11562	570
6/2014	MI 7	MI 7	TR	112059	511136	277072	521074	40470	8
6/2014	MI 7	MI 7	TR	112059	511136	277072	521118	11578	56
6/2014	MI 7	MI 7	TR	112059	511136	277072	521122	11751	24
6/2014	MI 7	MI 7	TR	112059	511136	277072	521124	11562	192
6/2014	MI 7	MI 7	TR	112059	511136	277072	521138	11680	61
6/2014	MI 7	MI 7	TR	112059	511136	277072	521142	40477	383
6/2014	MI 7	MI 7	TR	112059	511136	277072	521144	11580	455
6/2014	MI 7	MI 7	TR	112059	511136	277072	521146	11785	53
6/2014	MI 7	MI 7	TR	112059	511136	277072	521154	11574	24
6/2014	MI 7	MI 7	TR	112059	511136	277072	521158	11581	49
6/2014	MI 7	MI 7	TR	112059	511136	277072	521162	11748	26
6/2014	MI 7	MI 7	TR	112059	511136	277072	521670	40468	30
6/2014	MI 7	MI 7	TR	112117	510029	2610	521116	42078	133
6/2014	MI 7	MI 7	TR	112117	511136	277072	505038	153808	52
6/2014	MI 7	MI 7	TR	112117	511136	277072	521116	42078	1,184
6/2014	MI 7	MI 7	TR	112817	505017	139249	505038	153808	1,021
6/2014	MI 7	MI 7	TR	112817	505038	153808	505017	139249	20

**ANR Pipeline Company
 Transportation Services
 Fuel By Route Analysis**
VASCR351

 Reporting Year: *January - December 2014*
 Production Period: 06/2014

<u>Production Period</u>	<u>Receipt Segment</u>	<u>Delivery Segment</u>	<u>Service Class</u>	<u>Svc Req Contract</u>	<u>Receipt Location</u>	<u>Receipt Loc Prop</u>	<u>Delivery Location</u>	<u>Delivery Loc Prop</u>	<u>Fuel Quantity</u>
6/2014	MI 7	MI 7	TR	112835	511136	277072	521116	42078	513
6/2014	MI 7	MI 7	TR	112835	511136	277072	521118	11578	57
6/2014	MI 7	MI 7	TR	112835	511136	277072	521122	11751	27
6/2014	MI 7	MI 7	TR	112835	511136	277072	521124	11562	27
6/2014	MI 7	MI 7	TR	112835	511136	277072	521138	11680	180
6/2014	MI 7	MI 7	TR	112835	511136	277072	521142	40477	60
6/2014	MI 7	MI 7	TR	112835	511136	277072	521144	11580	30
6/2014	MI 7	MI 7	TR	112835	511136	277072	521152	11589	60
6/2014	MI 7	MI 7	TR	112835	511136	277072	521160	11590	270
6/2014	MI 7	MI 7	TR	112835	511136	277072	521634	11566	568
6/2014	MI 7	MI 7	TR	112835	511136	277072	521670	40468	445
6/2014	MI 7	MI 7	TR	112835	511136	277072	521948	4492	259
6/2014	MI 7	MI 7	TR	112835	511136	277072	521962	139401	300
6/2014	MI 7	MI 7	TR	112958	510005	246067	521116	42078	60
6/2014	MI 7	MI 7	TR	113186	511136	277072	505038	153808	2,484
6/2014	MI 7	MI 7	TR	113336	505230	153728	521985	278172	487
6/2014	MI 7	MI 7	TR	113372	510005	246067	521116	42078	115
6/2014	MI 7	MI 7	TR	113372	510029	2610	521116	42078	227
6/2014	MI 7	MI 7	TR	113372	510029	2610	521634	11566	35
6/2014	MI 7	MI 7	TR	113372	511136	277072	521116	42078	597
6/2014	MI 7	MI 7	TR	113498	511158	48644	505038	153808	270
6/2014	MI 7	MI 7	TR	113709	510005	246067	505038	153808	3,420
6/2014	MI 7	MI 7	TR	114122	511158	48644	521124	11562	456
6/2014	MI 7	MI 7	TR	114132	510005	246067	505038	153808	308
6/2014	MI 7	MI 7	TR	114132	511136	277072	505038	153808	3,996
6/2014	MI 7	MI 7	TR	114132	511136	277072	521116	42078	4
6/2014	MI 7	MI 7	TR	114132	511136	277072	521138	11680	84
6/2014	MI 7	MI 7	TR	114132	511136	277072	521634	11566	27
6/2014	MI 7	MI 7	TR	114132	511136	277072	521670	40468	9
6/2014	MI 7	MI 7	TR	114132	511136	277072	521948	4492	98
6/2014	MI 7	MI 7	TR	114497	505038	153808	521030	282436	109
6/2014	MI 7	MI 7	TR	114497	505038	153808	521690	40892	26
6/2014	MI 7	MI 7	TR	114532	510005	246067	505038	153808	14

**ANR Pipeline Company
 Transportation Services
 Fuel By Route Analysis**

VASCR351

Reporting Year: *January - December 2014*
 Production Period: 06/2014

<u>Production Period</u>	<u>Receipt Segment</u>	<u>Delivery Segment</u>	<u>Service Class</u>	<u>Svc Req Contract</u>	<u>Receipt Location</u>	<u>Receipt Loc Prop</u>	<u>Delivery Location</u>	<u>Delivery Loc Prop</u>	<u>Fuel Quantity</u>
6/2014	MI 7	MI 7	TR	114532	510005	246067	521116	42078	235
6/2014	MI 7	MI 7	TR	114532	510029	2610	505038	153808	130
6/2014	MI 7	MI 7	TR	114532	510029	2610	521116	42078	1,136
6/2014	MI 7	MI 7	TR	114532	510029	2610	521634	11566	28
6/2014	MI 7	MI 7	TR	114532	510029	2610	521948	4492	37
6/2014	MI 7	MI 7	TR	114532	511136	277072	505038	153808	432
6/2014	MI 7	MI 7	TR	114532	511136	277072	521116	42078	1,067
6/2014	MI 7	MI 7	TR	114532	511136	277072	521634	11566	219
6/2014	MI 7	MI 7	TR	114532	511136	277072	521948	4492	49
6/2014	MI 7	MI 7	TR	114567	505038	153808	505137	320550	186
6/2014	MI 7	MI 7	TR	114567	505222	140358	505137	320550	1,401
6/2014	MI 7	MI 7	TR	114567	505230	153728	505137	320550	347
6/2014	MI 7	MI 7	TR	114604	505038	153808	523029	360888	501
6/2014	MI 7	MI 7	TR	114746	511136	277072	505038	153808	4
6/2014	MI 7	MI 7	TR	114824	505038	153808	521606	216654	92
6/2014	MI 7	MI 7	TR	114824	505230	153728	521606	216654	14
6/2014	MI 7	MI 7	TR	115070	511136	277072	505038	153808	25
6/2014	MI 7	MI 7	TR	115717	505230	153728	521054	280435	33
6/2014	MI 7	MI 7	TR	115823	505038	153808	521634	11566	8
6/2014	MI 7	MI 7	TR	115823	505108	243097	521074	40470	4
6/2014	MI 7	MI 7	TR	115823	505108	243097	521118	11578	264
6/2014	MI 7	MI 7	TR	115823	505108	243097	521122	11751	31
6/2014	MI 7	MI 7	TR	115823	505108	243097	521138	11680	9
6/2014	MI 7	MI 7	TR	115823	505108	243097	521142	40477	160
6/2014	MI 7	MI 7	TR	115823	505108	243097	521144	11580	94
6/2014	MI 7	MI 7	TR	115823	505108	243097	521146	11785	45
6/2014	MI 7	MI 7	TR	115823	505108	243097	521162	11748	8
6/2014	MI 7	MI 7	TR	115823	505108	243097	521634	11566	387
6/2014	MI 7	MI 7	TR	115823	505108	243097	521670	40468	11
6/2014	MI 7	MI 7	TR	115823	505108	243097	523052	467243	10
6/2014	MI 7	MI 7	TR	115823	511136	277072	521074	40470	111
6/2014	MI 7	MI 7	TR	115823	511136	277072	521116	42078	913
6/2014	MI 7	MI 7	TR	115823	511136	277072	521118	11578	202

**ANR Pipeline Company
 Transportation Services
 Fuel By Route Analysis**
VASCR351

 Reporting Year: *January - December 2014*
 Production Period: **06/2014**

<u>Production Period</u>	<u>Receipt Segment</u>	<u>Delivery Segment</u>	<u>Service Class</u>	<u>Svc Req Contract</u>	<u>Receipt Location</u>	<u>Receipt Loc Prop</u>	<u>Delivery Location</u>	<u>Delivery Loc Prop</u>	<u>Fuel Quantity</u>
6/2014	MI 7	MI 7	TR	115823	511136	277072	521122	11751	39
6/2014	MI 7	MI 7	TR	115823	511136	277072	521124	11562	27
6/2014	MI 7	MI 7	TR	115823	511136	277072	521138	11680	426
6/2014	MI 7	MI 7	TR	115823	511136	277072	521142	40477	131
6/2014	MI 7	MI 7	TR	115823	511136	277072	521144	11580	122
6/2014	MI 7	MI 7	TR	115823	511136	277072	521146	11785	33
6/2014	MI 7	MI 7	TR	115823	511136	277072	521162	11748	139
6/2014	MI 7	MI 7	TR	115823	511136	277072	521634	11566	1,036
6/2014	MI 7	MI 7	TR	115823	511136	277072	521670	40468	125
6/2014	MI 7	MI 7	TR	115823	511136	277072	521962	139401	473
6/2014	MI 7	MI 7	TR	115823	511136	277072	523052	467243	108
6/2014	MI 7	MI 7	TR	115823	511158	48644	505038	153808	34
6/2014	MI 7	MI 7	TR	117338	510005	246067	505038	153808	1,170
6/2014	MI 7	MI 7	TR	117338	511136	277072	505038	153808	2,356
6/2014	MI 7	MI 7	TR	118231	505230	153728	505541	1181282	76
6/2014	MI 7	MI 7	TR	118231	505230	153728	521098	108641	54
6/2014	MI 7	MI 7	TR	118231	511158	48644	505541	1181282	122
6/2014	MI 7	MI 7	TR	118268	510029	2610	521116	42078	2,712
6/2014	MI 7	MI 7	TR	118268	511136	277072	521116	42078	24
6/2014	MI 7	MI 7	TR	119958	505230	153728	523014	318733	244
6/2014	MI 7	MI 7	TR	119963	505230	153728	521058	282435	44
6/2014	MI 7	MI 7	TR	119970	511136	277072	520021	40785	384
6/2014	MI 7	MI 7	TR	119970	511136	277072	523074	1292925	7
6/2014	MI 7	MI 7	TR	119973	505230	153728	523074	1292925	10
6/2014	MI 7	MI 7	TR	119973	510036	142164	523074	1292925	139
6/2014	MI 7	MI 7	TR	120144	505038	153808	521116	42078	1
6/2014	MI 7	MI 7	TR	120144	511136	277072	521634	11566	6
6/2014	MI 7	MI 7	TR	120571	505108	243097	505038	153808	30
6/2014	MI 7	MI 7	TR	120571	511158	48644	505038	153808	2,850
6/2014	MI 7	MI 7	TR	120583	505108	243097	505038	153808	1,920
6/2014	MI 7	MI 7	TR	120610	505230	153728	510005	246067	49
6/2014	MI 7	MI 7	TR	120903	505038	153808	523008	312117	241
6/2014	MI 7	MI 7	TR	120903	505230	153728	523008	312117	44

ANR Pipeline Company Transportation Services Fuel By Route Analysis

VASCR351

Reporting Year: *January - December 2014*
 Production Period: **06/2014**

<u>Production Period</u>	<u>Receipt Segment</u>	<u>Delivery Segment</u>	<u>Service Class</u>	<u>Svc Req Contract</u>	<u>Receipt Location</u>	<u>Receipt Loc Prop</u>	<u>Delivery Location</u>	<u>Delivery Loc Prop</u>	<u>Fuel Quantity</u>
6/2014	MI 7	MI 7	TR	121099	511178	40476	505038	153808	90
6/2014	MI 7	MI 7	TR	121099	513023	120743	505038	153808	13
6/2014	MI 7	MI 7	TR	121099	513050	463539	505038	153808	90
6/2014	MI 7	MI 7	TR	121282	510005	246067	521116	42078	12
6/2014	MI 7	MI 7	TR	121284	510005	246067	521116	42078	24
6/2014	MI 7	MI 7	TR	122029	511136	277072	521116	42078	305
6/2014	MI 7	MI 7	TR	122029	511136	277072	521634	11566	121
6/2014	MI 7	MI 7	TR	122065	511136	277072	505038	153808	7,786
6/2014	MI 7	MI 7	TR	122065	511136	277072	505488	9505488	916
6/2014	MI 7	MI 7	TR	122065	511136	277072	523008	312117	5,038
6/2014	MI 7	MI 7	TR	122070	511136	277072	505038	153808	561
6/2014	MI 7	MI 7	TR	122177	511136	277072	505038	153808	3,026
6/2014	MI 7	MI 7	TR	122262	511158	48644	521116	42078	1
6/2014	MI 7	MI 7	TR	122266	505123	261474	505038	153808	60
6/2014	MI 7	MI 7	TR	122700	511136	277072	505038	153808	2,790
6/2014	MI 7	MI 7	TR	122817	505222	140358	505137	320550	56
6/2014	MI 7	MI 7	TR	122837	505038	153808	521030	282436	108
6/2014	MI 7	MI 7	TR	122837	505230	153728	521030	282436	744
6/2014	MI 7	MI 7	TR	123297	505038	153808	523008	312117	56
6/2014	MI 7	MI 7	TR	123297	505108	243097	521622	110850	74
6/2014	MI 7	MI 7	TR	123297	505108	243097	523008	312117	10
6/2014	MI 7	MI 7	TR	123297	505222	140358	505137	320550	1,070
6/2014	MI 7	MI 7	TR	123297	510005	246067	505038	153808	12
6/2014	MI 7	MI 7	TR	123297	510005	246067	521622	110850	32
6/2014	MI 7	MI 7	TR	123297	510005	246067	523008	312117	6
6/2014	MI 7	MI 7	TR	123297	510029	2610	505038	153808	92
6/2014	MI 7	MI 7	TR	123297	510029	2610	521622	110850	225
6/2014	MI 7	MI 7	TR	123297	510029	2610	523008	312117	46
6/2014	MI 7	MI 7	TR	123297	511136	277072	505038	153808	10
6/2014	MI 7	MI 7	TR	123297	511136	277072	521622	110850	116
6/2014	MI 7	MI 7	TR	123631	505038	153808	523008	312117	235
6/2014	MI 7	MI 7	TR	123631	505222	140358	505137	320550	1,635
6/2014	MI 7	MI 7	TR	123631	510005	246067	521116	42078	420

ANR Pipeline Company Transportation Services Fuel By Route Analysis

VASCR351

Reporting Year: *January - December 2014*
 Production Period: 06/2014

<u>Production Period</u>	<u>Receipt Segment</u>	<u>Delivery Segment</u>	<u>Service Class</u>	<u>Svc Req Contract</u>	<u>Receipt Location</u>	<u>Receipt Loc Prop</u>	<u>Delivery Location</u>	<u>Delivery Loc Prop</u>	<u>Fuel Quantity</u>
6/2014	MI 7	MI 7	TR	123631	510005	246067	521622	110850	135
6/2014	MI 7	MI 7	TR	123631	510005	246067	523008	312117	37
6/2014	MI 7	MI 7	TR	123631	510029	2610	521116	42078	411
6/2014	MI 7	MI 7	TR	123631	510029	2610	521622	110850	294
6/2014	MI 7	MI 7	TR	123631	510029	2610	523008	312117	53
6/2014	MI 7	MI 7	TR	123631	511136	277072	521116	42078	318
6/2014	MI 7	MI 7	TR	123631	511136	277072	523008	312117	82
6/2014	MI 7	MI 7	TR	123643	511136	277072	505038	153808	2
6/2014	MI 7	MI 7	TR	123742	510005	246067	505038	153808	1,620
6/2014	MI 7	MI 7	TR	123841	505108	243097	521116	42078	105
6/2014	MI 7	MI 7	TR	123976	505038	153808	521030	282436	417
6/2014	MI 7	MI 7	TR	123976	505038	153808	521690	40892	580
6/2014	MI 7	MI 7	TR	123976	505108	243097	505038	153808	90
6/2014	MI 7	MI 7	TR	123976	505108	243097	521030	282436	45
6/2014	MI 7	MI 7	TR	123976	505108	243097	521690	40892	56
6/2014	MI 7	MI 7	TR	123976	510005	246067	505038	153808	2,563
6/2014	MI 7	MI 7	TR	123976	510005	246067	521030	282436	4,453
6/2014	MI 7	MI 7	TR	123976	510005	246067	521634	11566	98
6/2014	MI 7	MI 7	TR	123976	510005	246067	521690	40892	7,066
6/2014	MI 7	MI 7	TR	123976	511136	277072	505038	153808	679
6/2014	MI 7	MI 7	TR	123976	511136	277072	521030	282436	1,282
6/2014	MI 7	MI 7	TR	123976	511136	277072	521634	11566	37
6/2014	MI 7	MI 7	TR	123976	511136	277072	521690	40892	710
6/2014	MI 7	MI 7	TR	124006	510005	246067	505038	153808	1,845
6/2014	MI 7	MI 7	TR	124006	510005	246067	521634	11566	221
6/2014	MI 7	MI 7	TR	124006	510005	246067	521690	40892	1,225
6/2014	MI 7	MI 7	TR	124006	510005	246067	521962	139401	5
6/2014	MI 7	MI 7	TR	124006	511136	277072	505038	153808	99
6/2014	MI 7	MI 7	TR	124006	511136	277072	521622	110850	46
6/2014	MI 7	MI 7	TR	124006	511136	277072	521634	11566	14
6/2014	MI 7	MI 7	TR	124006	511136	277072	521690	40892	900
6/2014	MI 7	MI 7	TR	124007	510005	246067	505038	153808	761
6/2014	MI 7	MI 7	TR	124007	510005	246067	521118	11578	195

**ANR Pipeline Company
 Transportation Services
 Fuel By Route Analysis**

VASCR351

Reporting Year: *January - December 2014*
 Production Period: 06/2014

<u>Production Period</u>	<u>Receipt Segment</u>	<u>Delivery Segment</u>	<u>Service Class</u>	<u>Svc Req Contract</u>	<u>Receipt Location</u>	<u>Receipt Loc Prop</u>	<u>Delivery Location</u>	<u>Delivery Loc Prop</u>	<u>Fuel Quantity</u>
6/2014	MI 7	MI 7	TR	124007	510005	246067	521122	11751	71
6/2014	MI 7	MI 7	TR	124007	510005	246067	521124	11562	84
6/2014	MI 7	MI 7	TR	124007	510005	246067	521142	40477	27
6/2014	MI 7	MI 7	TR	124007	510005	246067	521162	11748	81
6/2014	MI 7	MI 7	TR	124007	510005	246067	521634	11566	157
6/2014	MI 7	MI 7	TR	124007	510005	246067	521690	40892	1,377
6/2014	MI 7	MI 7	TR	124007	510029	2610	505038	153808	3
6/2014	MI 7	MI 7	TR	124007	511136	277072	505038	153808	313
6/2014	MI 7	MI 7	TR	124007	511136	277072	521118	11578	1
6/2014	MI 7	MI 7	TR	124007	511136	277072	521634	11566	57
6/2014	MI 7	MI 7	TR	124007	511136	277072	521690	40892	279
6/2014	MI 7	MI 7	TR	124050	505108	243097	521116	42078	136
6/2014	MI 7	MI 7	TR	124050	505108	243097	521634	11566	332
6/2014	MI 7	MI 7	TR	124050	505108	243097	521690	40892	45
6/2014	MI 7	MI 7	TR	124054	505108	243097	521634	11566	864
6/2014	MI 7	MI 7	TR	124076	505038	153808	521030	282436	1,412
6/2014	MI 7	MI 7	TR	124076	505038	153808	521690	40892	69
6/2014	MI 7	MI 7	TR	124076	510005	246067	505038	153808	199
6/2014	MI 7	MI 7	TR	124076	510005	246067	521030	282436	165
6/2014	MI 7	MI 7	TR	124076	510005	246067	521690	40892	139
6/2014	MI 7	MI 7	TR	124076	511136	277072	505038	153808	833
6/2014	MI 7	MI 7	TR	124076	511136	277072	521030	282436	688
6/2014	MI 7	MI 7	TR	124076	511136	277072	521690	40892	428
6/2014	MI 7	MI 7	TR	124085	511136	277072	505038	153808	3,870
6/2014	MI 7	MI 7	TR	124121	505038	153808	521030	282436	676
6/2014	MI 7	MI 7	TR	124121	510005	246067	505038	153808	581
6/2014	MI 7	MI 7	TR	124121	510005	246067	521690	40892	34
6/2014	MI 7	MI 7	TR	124121	511136	277072	505038	153808	459
6/2014	MI 7	MI 7	TR	124121	511136	277072	521030	282436	346
6/2014	MI 7	MI 7	TR	124121	511136	277072	521690	40892	217
6/2014	MI 7	MI 7	TR	124124	510005	246067	505038	153808	762
6/2014	MI 7	MI 7	TR	124124	510005	246067	521118	11578	27
6/2014	MI 7	MI 7	TR	124124	510005	246067	521120	11795	8

**ANR Pipeline Company
 Transportation Services
 Fuel By Route Analysis**

VASCR351

Reporting Year: *January - December 2014*
 Production Period: 06/2014

<u>Production Period</u>	<u>Receipt Segment</u>	<u>Delivery Segment</u>	<u>Service Class</u>	<u>Svc Req Contract</u>	<u>Receipt Location</u>	<u>Receipt Loc Prop</u>	<u>Delivery Location</u>	<u>Delivery Loc Prop</u>	<u>Fuel Quantity</u>
6/2014	MI 7	MI 7	TR	124124	510005	246067	521122	11751	50
6/2014	MI 7	MI 7	TR	124124	510005	246067	521124	11562	52
6/2014	MI 7	MI 7	TR	124124	510005	246067	521140	11749	8
6/2014	MI 7	MI 7	TR	124124	510005	246067	521142	40477	24
6/2014	MI 7	MI 7	TR	124124	510005	246067	521156	11572	44
6/2014	MI 7	MI 7	TR	124124	510005	246067	521162	11748	62
6/2014	MI 7	MI 7	TR	124124	511136	277072	505038	153808	213
6/2014	MI 7	MI 7	TR	124124	511136	277072	521118	11578	2
6/2014	MI 7	MI 7	TR	124124	511136	277072	521120	11795	1
6/2014	MI 7	MI 7	TR	124124	511136	277072	521122	11751	3
6/2014	MI 7	MI 7	TR	124124	511136	277072	521124	11562	2
6/2014	MI 7	MI 7	TR	124124	511136	277072	521140	11749	1
6/2014	MI 7	MI 7	TR	124124	511136	277072	521142	40477	1
6/2014	MI 7	MI 7	TR	124124	511136	277072	521156	11572	3
6/2014	MI 7	MI 7	TR	124124	511136	277072	521160	11590	2
6/2014	MI 7	MI 7	TR	124124	511136	277072	521162	11748	10
6/2014	MI 7	MI 7	TR	124124	511158	48644	505038	153808	3,256
6/2014	MI 7	MI 7	TR	124124	511158	48644	521118	11578	2
6/2014	MI 7	MI 7	TR	124124	511158	48644	521122	11751	3
6/2014	MI 7	MI 7	TR	124124	511158	48644	521124	11562	7
6/2014	MI 7	MI 7	TR	124124	511158	48644	521156	11572	4
6/2014	MI 7	MI 7	TR	124124	511158	48644	521162	11748	2
6/2014	MI 7	MI 7	TR	124125	511136	277072	505038	153808	125
6/2014	MI 7	MI 7	TR	124125	511136	277072	521116	42078	345
6/2014	MI 7	MI 7	TR	124127	505108	243097	505038	153808	508
6/2014	MI 7	MI 7	TR	124127	505108	243097	521116	42078	32
6/2014	MI 7	MI 7	TR	124127	505108	243097	521622	110850	45
6/2014	MI 7	MI 7	TR	124127	505108	243097	521690	40892	93
6/2014	MI 7	MI 7	TR	124127	511158	48644	505038	153808	58
6/2014	MI 7	MI 7	TR	124143	510005	246067	505038	153808	270
6/2014	MI 7	MI 7	TR	124143	511136	277072	505038	153808	284
6/2014	MI 7	MI 7	TR	124143	511158	48644	505038	153808	529
6/2014	MI 7	MI 7	TR	124179	510005	246067	521116	42078	8

ANR Pipeline Company Transportation Services Fuel By Route Analysis

VASCR351

Reporting Year: *January - December 2014*
 Production Period: 06/2014

<u>Production Period</u>	<u>Receipt Segment</u>	<u>Delivery Segment</u>	<u>Service Class</u>	<u>Svc Req Contract</u>	<u>Receipt Location</u>	<u>Receipt Loc Prop</u>	<u>Delivery Location</u>	<u>Delivery Loc Prop</u>	<u>Fuel Quantity</u>
6/2014	MI 7	MI 7	TR	124179	511136	277072	521014	153852	233
6/2014	MI 7	MI 7	TR	124179	511136	277072	521074	40470	62
6/2014	MI 7	MI 7	TR	124179	511136	277072	521116	42078	115
6/2014	MI 7	MI 7	TR	124179	511136	277072	521138	11680	24
6/2014	MI 7	MI 7	TR	124179	511136	277072	521158	11581	334
6/2014	MI 7	MI 7	TR	124179	511136	277072	521670	40468	20
6/2014	MI 7	MI 7	TR	124179	511136	277072	521948	4492	12
6/2014	MI 7	MI 7	TR	124180	505038	153808	521634	11566	25
6/2014	MI 7	MI 7	TR	124180	505038	153808	521690	40892	259
6/2014	MI 7	MI 7	TR	124180	510005	246067	521634	11566	60
6/2014	MI 7	MI 7	TR	124180	511136	277072	521634	11566	889
6/2014	MI 7	MI 7	TR	124196	505038	153808	523029	360888	33
6/2014	MI 7	MI 7	TR	124196	505222	140358	505137	320550	394
6/2014	MI 7	MI 7	TR	124196	511136	277072	505038	153808	166
6/2014	MI 7	MI 7	TR	124196	511136	277072	521116	42078	303
6/2014	MI 7	MI 7	TR	124197	505222	140358	505137	320550	78
6/2014	MI 7	MI 7	TR	124197	511136	277072	521116	42078	74
6/2014	MI 7	MI 7	TR	124373	510005	246067	521116	42078	766
6/2014	MI 7	MI 7	TR	124373	510005	246067	521138	11680	7
6/2014	MI 7	MI 7	TR	124373	510005	246067	521622	110850	180
6/2014	MI 7	MI 7	TR	124373	511136	277072	521074	40470	18
6/2014	MI 7	MI 7	TR	124373	511136	277072	521116	42078	386
6/2014	MI 7	MI 7	TR	124373	511136	277072	521118	11578	9
6/2014	MI 7	MI 7	TR	124373	511136	277072	521122	11751	6
6/2014	MI 7	MI 7	TR	124373	511136	277072	521124	11562	6
6/2014	MI 7	MI 7	TR	124373	511136	277072	521138	11680	98
6/2014	MI 7	MI 7	TR	124373	511136	277072	521142	40477	3
6/2014	MI 7	MI 7	TR	124373	511136	277072	521158	11581	84
6/2014	MI 7	MI 7	TR	124373	511136	277072	521162	11748	9
6/2014	MI 7	MI 7	TR	124373	511136	277072	521622	110850	136
6/2014	MI 7	MI 7	TR	124373	511136	277072	521948	4492	3
6/2014	MI 7	MI 7	TR	124380	505108	243097	505038	153808	50
6/2014	MI 7	MI 7	TR	124380	505108	243097	521116	42078	135

**ANR Pipeline Company
 Transportation Services
 Fuel By Route Analysis**
VASCR351

 Reporting Year: *January - December 2014*
 Production Period: 06/2014

<u>Production Period</u>	<u>Receipt Segment</u>	<u>Delivery Segment</u>	<u>Service Class</u>	<u>Svc Req Contract</u>	<u>Receipt Location</u>	<u>Receipt Loc Prop</u>	<u>Delivery Location</u>	<u>Delivery Loc Prop</u>	<u>Fuel Quantity</u>
6/2014	MI 7	MI 7	TR	124380	510005	246067	505038	153808	92
6/2014	MI 7	MI 7	TR	124380	510005	246067	521116	42078	788
6/2014	MI 7	MI 7	TR	124380	510029	2610	521116	42078	2
6/2014	MI 7	MI 7	TR	124380	511136	277072	505038	153808	113
6/2014	MI 7	MI 7	TR	124380	511136	277072	521116	42078	67
6/2014	MI 7	MI 7	TR	124572	505038	153808	523008	312117	28
6/2014	MI 7	MI 7	TR	124572	505222	140358	505137	320550	85
6/2014	MI 7	MI 7	TR	124572	510005	246067	505038	153808	116
6/2014	MI 7	MI 7	TR	124572	510005	246067	521622	110850	47
6/2014	MI 7	MI 7	TR	124572	510029	2610	505038	153808	159
6/2014	MI 7	MI 7	TR	124572	510029	2610	521622	110850	104
6/2014	MI 7	MI 7	TR	124572	510029	2610	523008	312117	57
6/2014	MI 7	MI 7	TR	124572	511136	277072	505038	153808	510
6/2014	MI 7	MI 7	TR	124572	511136	277072	521622	110850	6
6/2014	MI 7	MI 7	TR	124572	511136	277072	523008	312117	140
6/2014	MI 7	MI 7	TR	124573	505038	153808	523008	312117	16
6/2014	MI 7	MI 7	TR	124573	505108	243097	505038	153808	48
6/2014	MI 7	MI 7	TR	124573	505222	140358	505137	320550	251
6/2014	MI 7	MI 7	TR	124573	510005	246067	505038	153808	176
6/2014	MI 7	MI 7	TR	124573	510029	2610	505038	153808	100
6/2014	MI 7	MI 7	TR	124573	510029	2610	521622	110850	128
6/2014	MI 7	MI 7	TR	124573	510029	2610	523008	312117	64
6/2014	MI 7	MI 7	TR	124573	511136	277072	505038	153808	188
6/2014	MI 7	MI 7	TR	124573	511136	277072	521622	110850	64
6/2014	MI 7	MI 7	TR	124573	511136	277072	523008	312117	144
6/2014	MI 7	MI 7	TR	124579	505108	243097	505038	153808	244
6/2014	MI 7	MI 7	TR	124579	505108	243097	521116	42078	1
6/2014	MI 7	MI 7	TR	124579	505108	243097	521690	40892	3
6/2014	MI 7	MI 7	TR	124579	510005	246067	505038	153808	459
6/2014	MI 7	MI 7	TR	124579	510005	246067	521116	42078	4
6/2014	MI 7	MI 7	TR	124579	511136	277072	505038	153808	461
6/2014	MI 7	MI 7	TR	124579	511136	277072	521116	42078	5
6/2014	MI 7	MI 7	TR	124584	505038	153808	521074	40470	20

ANR Pipeline Company Transportation Services Fuel By Route Analysis

VASCR351

Reporting Year: *January - December 2014*
 Production Period: **06/2014**

<u>Production Period</u>	<u>Receipt Segment</u>	<u>Delivery Segment</u>	<u>Service Class</u>	<u>Svc Req Contract</u>	<u>Receipt Location</u>	<u>Receipt Loc Prop</u>	<u>Delivery Location</u>	<u>Delivery Loc Prop</u>	<u>Fuel Quantity</u>
6/2014	MI 7	MI 7	TR	124584	511136	277072	505038	153808	152
6/2014	MI 7	MI 7	TR	124584	511136	277072	521074	40470	515
6/2014	MI 7	MI 7	TR	124584	511136	277072	521144	11580	4
6/2014	MI 7	MI 7	TR	124584	511136	277072	521690	40892	458
6/2014	MI 7	MI 7	TR	124585	505038	153808	521118	11578	18
6/2014	MI 7	MI 7	TR	124585	505222	140358	505137	320550	185
6/2014	MI 7	MI 7	TR	124585	511136	277072	521118	11578	24
6/2014	MI 7	MI 7	TR	124585	511136	277072	521622	110850	111
6/2014	MI 7	MI 7	TR	124608	505108	243097	521622	110850	15
6/2014	MI 7	MI 7	TR	124608	505108	243097	523008	312117	46
6/2014	MI 7	MI 7	TR	124608	505222	140358	505137	320550	552
6/2014	MI 7	MI 7	TR	124608	510005	246067	505038	153808	98
6/2014	MI 7	MI 7	TR	124608	510005	246067	521622	110850	9
6/2014	MI 7	MI 7	TR	124608	510005	246067	523008	312117	84
6/2014	MI 7	MI 7	TR	124608	510029	2610	505038	153808	46
6/2014	MI 7	MI 7	TR	124608	510029	2610	521622	110850	15
6/2014	MI 7	MI 7	TR	124608	511136	277072	505038	153808	40
6/2014	MI 7	MI 7	TR	124608	511136	277072	521622	110850	69
6/2014	MI 7	MI 7	TR	124608	511136	277072	523008	312117	20
6/2014	MI 7	MI 7	TR	124669	505038	153808	523008	312117	39
6/2014	MI 7	MI 7	TR	124669	505038	153808	523029	360888	32
6/2014	MI 7	MI 7	TR	124669	505108	243097	521116	42078	12
6/2014	MI 7	MI 7	TR	124669	505222	140358	505137	320550	195
6/2014	MI 7	MI 7	TR	124669	510005	246067	505038	153808	39
6/2014	MI 7	MI 7	TR	124669	510029	2610	505038	153808	39
6/2014	MI 7	MI 7	TR	124669	510029	2610	523008	312117	19
6/2014	MI 7	MI 7	TR	124669	511136	277072	505038	153808	169
6/2014	MI 7	MI 7	TR	124669	511136	277072	521116	42078	66
6/2014	MI 7	MI 7	TR	124708	505108	243097	521116	42078	62
6/2014	MI 7	MI 7	TR	124708	510005	246067	521116	42078	124
6/2014	MI 7	MI 7	TR	124708	511136	277072	521116	42078	5
6/2014	MI 7	MI 7	TR	124729	505108	243097	521116	42078	4
6/2014	MI 7	MI 7	TR	124729	510005	246067	521116	42078	8

**ANR Pipeline Company
 Transportation Services
 Fuel By Route Analysis**

VASCR351

Reporting Year: *January - December 2014*
 Production Period: **06/2014**

<u>Production Period</u>	<u>Receipt Segment</u>	<u>Delivery Segment</u>	<u>Service Class</u>	<u>Svc Req Contract</u>	<u>Receipt Location</u>	<u>Receipt Loc Prop</u>	<u>Delivery Location</u>	<u>Delivery Loc Prop</u>	<u>Fuel Quantity</u>
6/2014	MI 7	MI 7	TR	124729	511136	277072	521116	42078	2
6/2014	MI 7	MI 7	TR	124730	505108	243097	521116	42078	2
6/2014	MI 7	MI 7	TR	124730	510005	246067	521116	42078	3
6/2014	MI 7	MI 7	TR	124730	511136	277072	521116	42078	1
6/2014	MI 7	MI 7	TR	124731	505108	243097	521116	42078	8
6/2014	MI 7	MI 7	TR	124731	510005	246067	521116	42078	16
6/2014	MI 7	MI 7	TR	124731	511136	277072	521116	42078	4
6/2014	MI 7	MI 7	TR	124744	510005	246067	505017	139249	171
6/2014	MI 7	MI 7	TR	124744	511136	277072	505017	139249	246
6/2014	MI 7	MI 7	TR	124745	510005	246067	521634	11566	34
6/2014	MI 7	MI 7	TR	124746	510005	246067	505017	139249	8
6/2014	MI 7	MI 7	TR	124746	511136	277072	505017	139249	4
6/2014	MI 7	MI 7	TR	124758	511136	277072	505038	153808	5
6/2014	MI 7	MI 7	TR	124765	505038	153808	523029	360888	28
6/2014	MI 7	MI 7	TR	124765	505222	140358	505137	320550	448
6/2014	MI 7	MI 7	TR	124766	505222	140358	505137	320550	140
6/2014	MI 7	MI 7	TR	124782	505108	243097	521116	42078	117
6/2014	MI 7	MI 7	TR	124782	510005	246067	521116	42078	403
6/2014	MI 7	MI 7	TR	124782	511136	277072	521116	42078	167
6/2014	MI 7	MI 7	TR	124788	511136	277072	521116	42078	59
6/2014	MI 7	MI 7	TR	124793	505017	139249	521014	153852	952
6/2014	MI 7	MI 7	TS	109138	505038	153808	505038	153808	4
6/2014	MI 7	MI 7	TS	109171	505038	153808	505038	153808	17
6/2014	MI 7	MI 7	TS	123102	505038	153808	505038	153808	123
6/2014	MI 7	MI 7	TS	123148	505038	153808	505038	153808	4
6/2014	MI 7	MI 7	TS	123151	505038	153808	505038	153808	20
	Segment								159,001
6/2014	MI 7	MW 6	TR	108985	505038	153808	505005	139233	54
6/2014	MI 7	MW 6	TR	120868	505108	243097	521470	4738	4
6/2014	MI 7	MW 6	TR	123405	505038	153808	505013	139241	42
6/2014	MI 7	MW 6	TR	124214	505038	153808	521482	4741	10
6/2014	MI 7	MW 6	TS	109171	505038	153808	521428	40193	33
6/2014	MI 7	MW 6	TS	110863	505038	153808	521608	171759	1

ANR Pipeline Company Transportation Services Fuel By Route Analysis
--

VASCR351

 Reporting Year: *January - December 2014*
 Production Period: **06/2014**

<u>Production Period</u>	<u>Receipt Segment</u> Segment	<u>Delivery Segment</u>	<u>Service Class</u>	<u>Svc Req Contract</u>	<u>Receipt Location</u>	<u>Receipt Loc Prop</u>	<u>Delivery Location</u>	<u>Delivery Loc Prop</u>	<u>Fuel Quantity</u>
6/2014	MI 7	WI 7	TR	850	505038	153808	505025	139257	92
6/2014	MI 7	WI 7	TR	1600	505038	153808	505026	139258	488
6/2014	MI 7	WI 7	TR	105428	511136	277072	521250	28841	51
6/2014	MI 7	WI 7	TR	105428	511136	277072	521262	36868	297
6/2014	MI 7	WI 7	TR	106054	511136	277072	521178	28883	900
6/2014	MI 7	WI 7	TR	106955	511136	277072	521172	28846	224
6/2014	MI 7	WI 7	TR	107161	511136	277072	521266	28702	178
6/2014	MI 7	WI 7	TR	107306	511136	277072	521298	28736	112
6/2014	MI 7	WI 7	TR	107478	511136	277072	521324	28794	1,470
6/2014	MI 7	WI 7	TR	107879	505038	153808	505023	139255	2
6/2014	MI 7	WI 7	TR	107879	511136	277072	505023	139255	69
6/2014	MI 7	WI 7	TR	107895	511136	277072	505024	139256	8
6/2014	MI 7	WI 7	TR	107897	505038	153808	505024	139256	856
6/2014	MI 7	WI 7	TR	107899	505038	153808	505024	139256	2
6/2014	MI 7	WI 7	TR	108179	505108	243097	521650	269472	182
6/2014	MI 7	WI 7	TR	108179	505108	243097	523032	384134	704
6/2014	MI 7	WI 7	TR	108179	511136	277072	523032	384134	2,040
6/2014	MI 7	WI 7	TR	108283	510005	246067	521310	28743	171
6/2014	MI 7	WI 7	TR	108283	511136	277072	521310	28743	1,538
6/2014	MI 7	WI 7	TR	108288	511136	277072	521198	28782	28
6/2014	MI 7	WI 7	TR	108288	511136	277072	521676	100052	8
6/2014	MI 7	WI 7	TR	108288	511136	277072	521810	36869	327
6/2014	MI 7	WI 7	TR	109022	505038	153808	521610	261574	12
6/2014	MI 7	WI 7	TR	109025	510005	246067	521610	261574	1,882
6/2014	MI 7	WI 7	TR	109179	511136	277072	521176	28859	58
6/2014	MI 7	WI 7	TR	109179	511136	277072	521676	100052	2
6/2014	MI 7	WI 7	TR	109182	511136	277072	521176	28859	29
6/2014	MI 7	WI 7	TR	109182	511136	277072	521250	28841	147
6/2014	MI 7	WI 7	TR	109182	511136	277072	521676	100052	4
6/2014	MI 7	WI 7	TR	109183	510005	246067	521356	28774	54
6/2014	MI 7	WI 7	TR	109183	511136	277072	521356	28774	486
6/2014	MI 7	WI 7	TR	109223	511136	277072	521250	28841	22

**ANR Pipeline Company
 Transportation Services
 Fuel By Route Analysis**

VASCR351

Reporting Year: *January - December 2014*
 Production Period: 06/2014

<u>Production Period</u>	<u>Receipt Segment</u>	<u>Delivery Segment</u>	<u>Service Class</u>	<u>Svc Req Contract</u>	<u>Receipt Location</u>	<u>Receipt Loc Prop</u>	<u>Delivery Location</u>	<u>Delivery Loc Prop</u>	<u>Fuel Quantity</u>
6/2014	MI 7	WI 7	TR	109415	511136	277072	521316	28831	390
6/2014	MI 7	WI 7	TR	109854	505038	153808	505023	139255	739
6/2014	MI 7	WI 7	TR	109893	511136	277072	521676	100052	69
6/2014	MI 7	WI 7	TR	109893	511136	277072	523034	384136	50
6/2014	MI 7	WI 7	TR	109950	511136	277072	521676	100052	150
6/2014	MI 7	WI 7	TR	109952	511136	277072	521330	28761	420
6/2014	MI 7	WI 7	TR	109974	505038	153808	521250	28841	197
6/2014	MI 7	WI 7	TR	109974	505038	153808	521256	174788	156
6/2014	MI 7	WI 7	TR	109974	505038	153808	521784	28720	12
6/2014	MI 7	WI 7	TR	109974	505038	153808	523034	384136	1,004
6/2014	MI 7	WI 7	TR	109974	505108	243097	523034	384136	182
6/2014	MI 7	WI 7	TR	109974	505230	153728	521172	28846	38
6/2014	MI 7	WI 7	TR	109974	505230	153728	521250	28841	108
6/2014	MI 7	WI 7	TR	109974	505230	153728	521784	28720	192
6/2014	MI 7	WI 7	TR	109974	505230	153728	523034	384136	109
6/2014	MI 7	WI 7	TR	109974	511136	277072	521250	28841	5
6/2014	MI 7	WI 7	TR	109974	511136	277072	521784	28720	78
6/2014	MI 7	WI 7	TR	109974	511136	277072	523034	384136	945
6/2014	MI 7	WI 7	TR	109976	505038	153808	523034	384136	603
6/2014	MI 7	WI 7	TR	110407	511136	277072	521314	28661	205
6/2014	MI 7	WI 7	TR	110407	511136	277072	521810	36869	34
6/2014	MI 7	WI 7	TR	110904	505108	243097	523034	384136	46
6/2014	MI 7	WI 7	TR	111061	510005	246067	521330	28761	54
6/2014	MI 7	WI 7	TR	111061	511136	277072	521330	28761	486
6/2014	MI 7	WI 7	TR	111203	511136	277072	521298	28736	101
6/2014	MI 7	WI 7	TR	111284	511136	277072	505024	139256	1,560
6/2014	MI 7	WI 7	TR	111297	511136	277072	521172	28846	5,296
6/2014	MI 7	WI 7	TR	111297	511136	277072	523055	494371	104
6/2014	MI 7	WI 7	TR	111316	510005	246067	521370	28788	145
6/2014	MI 7	WI 7	TR	111494	505038	153808	521250	28841	20
6/2014	MI 7	WI 7	TR	111494	505038	153808	521256	174788	25
6/2014	MI 7	WI 7	TR	111494	505038	153808	523034	384136	114
6/2014	MI 7	WI 7	TR	111494	510005	246067	521250	28841	45

**ANR Pipeline Company
 Transportation Services
 Fuel By Route Analysis**

VASCR351

Reporting Year: *January - December 2014*
 Production Period: 06/2014

<u>Production Period</u>	<u>Receipt Segment</u>	<u>Delivery Segment</u>	<u>Service Class</u>	<u>Svc Req Contract</u>	<u>Receipt Location</u>	<u>Receipt Loc Prop</u>	<u>Delivery Location</u>	<u>Delivery Loc Prop</u>	<u>Fuel Quantity</u>
6/2014	MI 7	WI 7	TR	111494	511136	277072	521172	28846	1,080
6/2014	MI 7	WI 7	TR	111730	505038	153808	521256	174788	89
6/2014	MI 7	WI 7	TR	111730	505038	153808	523034	384136	58
6/2014	MI 7	WI 7	TR	111730	510005	246067	523034	384136	917
6/2014	MI 7	WI 7	TR	111730	511136	277072	521250	28841	121
6/2014	MI 7	WI 7	TR	111730	511136	277072	523034	384136	2,415
6/2014	MI 7	WI 7	TR	111910	511136	277072	510041	11661	47
6/2014	MI 7	WI 7	TR	112565	505038	153808	521650	269472	452
6/2014	MI 7	WI 7	TR	112565	505038	153808	523032	384134	115
6/2014	MI 7	WI 7	TR	112565	505108	243097	521650	269472	176
6/2014	MI 7	WI 7	TR	112565	505108	243097	523032	384134	159
6/2014	MI 7	WI 7	TR	112565	511136	277072	523032	384134	91
6/2014	MI 7	WI 7	TR	112901	511136	277072	521292	28806	60
6/2014	MI 7	WI 7	TR	112906	510005	246067	521172	28846	1
6/2014	MI 7	WI 7	TR	112906	510005	246067	521176	28859	2
6/2014	MI 7	WI 7	TR	112906	511136	277072	521176	28859	27
6/2014	MI 7	WI 7	TR	112958	510005	246067	523047	444972	30
6/2014	MI 7	WI 7	TR	112958	511136	277072	523047	444972	270
6/2014	MI 7	WI 7	TR	113186	511136	277072	523032	384134	276
6/2014	MI 7	WI 7	TR	113240	505038	153808	521814	36934	6
6/2014	MI 7	WI 7	TR	113479	505038	153808	523034	384136	66
6/2014	MI 7	WI 7	TR	113877	511136	277072	521202	28682	60
6/2014	MI 7	WI 7	TR	113877	511136	277072	521222	28765	30
6/2014	MI 7	WI 7	TR	113877	511136	277072	521268	40497	30
6/2014	MI 7	WI 7	TR	113877	511136	277072	521288	28670	30
6/2014	MI 7	WI 7	TR	113877	511136	277072	521338	28700	30
6/2014	MI 7	WI 7	TR	113877	511136	277072	521362	28733	30
6/2014	MI 7	WI 7	TR	113878	511136	277072	521266	28702	240
6/2014	MI 7	WI 7	TR	113879	511136	277072	521350	28660	90
6/2014	MI 7	WI 7	TR	113880	511136	277072	521172	28846	17
6/2014	MI 7	WI 7	TR	113880	511136	277072	521786	28798	193
6/2014	MI 7	WI 7	TR	113881	511136	277072	521266	28702	30
6/2014	MI 7	WI 7	TR	113882	511136	277072	521374	28662	30

**ANR Pipeline Company
 Transportation Services
 Fuel By Route Analysis**

VASCR351

Reporting Year: *January - December 2014*
 Production Period: **06/2014**

<u>Production Period</u>	<u>Receipt Segment</u>	<u>Delivery Segment</u>	<u>Service Class</u>	<u>Svc Req Contract</u>	<u>Receipt Location</u>	<u>Receipt Loc Prop</u>	<u>Delivery Location</u>	<u>Delivery Loc Prop</u>	<u>Fuel Quantity</u>
6/2014	MI 7	WI 7	TR	113883	511136	277072	521382	174790	30
6/2014	MI 7	WI 7	TR	113884	511136	277072	521012	40226	3
6/2014	MI 7	WI 7	TR	113884	511136	277072	521172	28846	39
6/2014	MI 7	WI 7	TR	113884	511136	277072	521196	28771	24
6/2014	MI 7	WI 7	TR	113884	511136	277072	521246	28844	307
6/2014	MI 7	WI 7	TR	113884	511136	277072	521266	28702	1
6/2014	MI 7	WI 7	TR	113884	511136	277072	521314	28661	4
6/2014	MI 7	WI 7	TR	113886	511136	277072	521166	40496	120
6/2014	MI 7	WI 7	TR	113887	511136	277072	521186	42139	30
6/2014	MI 7	WI 7	TR	113889	511136	277072	521178	28883	90
6/2014	MI 7	WI 7	TR	113890	511136	277072	521172	28846	6
6/2014	MI 7	WI 7	TR	113890	511136	277072	521196	28771	6
6/2014	MI 7	WI 7	TR	113890	511136	277072	521214	40197	78
6/2014	MI 7	WI 7	TR	113895	511136	277072	521320	28740	30
6/2014	MI 7	WI 7	TR	113901	511136	277072	521378	28704	30
6/2014	MI 7	WI 7	TR	113904	511136	277072	521172	28846	7
6/2014	MI 7	WI 7	TR	113904	511136	277072	521210	28828	104
6/2014	MI 7	WI 7	TR	113906	511136	277072	521344	28734	60
6/2014	MI 7	WI 7	TR	113910	511136	277072	521310	28743	30
6/2014	MI 7	WI 7	TR	113914	511136	277072	521262	36868	30
6/2014	MI 7	WI 7	TR	113915	511136	277072	521322	28868	240
6/2014	MI 7	WI 7	TR	113916	511136	277072	521316	28831	30
6/2014	MI 7	WI 7	TR	113917	511136	277072	521262	36868	30
6/2014	MI 7	WI 7	TR	113919	511136	277072	521168	28834	208
6/2014	MI 7	WI 7	TR	113919	511136	277072	521172	28846	2
6/2014	MI 7	WI 7	TR	113921	511136	277072	521260	36867	60
6/2014	MI 7	WI 7	TR	113922	511136	277072	521784	28720	720
6/2014	MI 7	WI 7	TR	113924	511136	277072	521266	28702	7
6/2014	MI 7	WI 7	TR	113924	511136	277072	521814	36934	47
6/2014	MI 7	WI 7	TR	113925	511136	277072	521248	28811	30
6/2014	MI 7	WI 7	TR	113928	511136	277072	521240	28759	60
6/2014	MI 7	WI 7	TR	113930	511136	277072	521172	28846	4
6/2014	MI 7	WI 7	TR	113930	511136	277072	521196	28771	28

ANR Pipeline Company Transportation Services Fuel By Route Analysis
--

VASCR351

 Reporting Year: *January - December 2014*
 Production Period: **06/2014**

<u>Production Period</u>	<u>Receipt Segment</u>	<u>Delivery Segment</u>	<u>Service Class</u>	<u>Svc Req Contract</u>	<u>Receipt Location</u>	<u>Receipt Loc Prop</u>	<u>Delivery Location</u>	<u>Delivery Loc Prop</u>	<u>Fuel Quantity</u>
6/2014	MI 7	WI 7	TR	113930	511136	277072	521298	28736	172
6/2014	MI 7	WI 7	TR	113930	511136	277072	521314	28661	36
6/2014	MI 7	WI 7	TR	113933	511136	277072	521204	28672	120
6/2014	MI 7	WI 7	TR	113936	511136	277072	521248	28811	120
6/2014	MI 7	WI 7	TR	113937	511136	277072	521172	28846	10
6/2014	MI 7	WI 7	TR	113937	511136	277072	521174	28778	12
6/2014	MI 7	WI 7	TR	113937	511136	277072	523034	384136	218
6/2014	MI 7	WI 7	TR	113938	511136	277072	521196	28771	30
6/2014	MI 7	WI 7	TR	113941	511136	277072	521266	28702	30
6/2014	MI 7	WI 7	TR	113944	511136	277072	521314	28661	180
6/2014	MI 7	WI 7	TR	113945	511136	277072	521266	28702	8
6/2014	MI 7	WI 7	TR	113945	511136	277072	521814	36934	232
6/2014	MI 7	WI 7	TR	113950	511136	277072	521260	36867	30
6/2014	MI 7	WI 7	TR	113953	511136	277072	521202	28682	30
6/2014	MI 7	WI 7	TR	113956	511136	277072	521324	28794	60
6/2014	MI 7	WI 7	TR	113960	511136	277072	521370	28788	60
6/2014	MI 7	WI 7	TR	113961	511136	277072	521286	28853	30
6/2014	MI 7	WI 7	TR	113963	511136	277072	521336	28738	30
6/2014	MI 7	WI 7	TR	113966	511136	277072	521262	36868	30
6/2014	MI 7	WI 7	TR	113975	511136	277072	521370	28788	60
6/2014	MI 7	WI 7	TR	113976	511136	277072	521012	40226	135
6/2014	MI 7	WI 7	TR	113976	511136	277072	521266	28702	15
6/2014	MI 7	WI 7	TR	113981	511136	277072	521374	28662	60
6/2014	MI 7	WI 7	TR	113987	511136	277072	521012	40226	12
6/2014	MI 7	WI 7	TR	113987	511136	277072	521168	28834	25
6/2014	MI 7	WI 7	TR	113987	511136	277072	521172	28846	41
6/2014	MI 7	WI 7	TR	113987	511136	277072	521174	28778	24
6/2014	MI 7	WI 7	TR	113987	511136	277072	521176	28859	42
6/2014	MI 7	WI 7	TR	113987	511136	277072	521178	28883	8
6/2014	MI 7	WI 7	TR	113987	511136	277072	521196	28771	21
6/2014	MI 7	WI 7	TR	113987	511136	277072	521200	28679	52
6/2014	MI 7	WI 7	TR	113987	511136	277072	521204	28672	4
6/2014	MI 7	WI 7	TR	113987	511136	277072	521210	28828	32

**ANR Pipeline Company
 Transportation Services
 Fuel By Route Analysis**

VASCR351

Reporting Year: *January - December 2014*
 Production Period: 06/2014

<u>Production Period</u>	<u>Receipt Segment</u>	<u>Delivery Segment</u>	<u>Service Class</u>	<u>Svc Req Contract</u>	<u>Receipt Location</u>	<u>Receipt Loc Prop</u>	<u>Delivery Location</u>	<u>Delivery Loc Prop</u>	<u>Fuel Quantity</u>
6/2014	MI 7	WI 7	TR	113987	511136	277072	521214	40197	37
6/2014	MI 7	WI 7	TR	113987	511136	277072	521218	28865	90
6/2014	MI 7	WI 7	TR	113987	511136	277072	521226	28881	17
6/2014	MI 7	WI 7	TR	113987	511136	277072	521238	28836	8
6/2014	MI 7	WI 7	TR	113987	511136	277072	521240	28759	4
6/2014	MI 7	WI 7	TR	113987	511136	277072	521242	139405	16
6/2014	MI 7	WI 7	TR	113987	511136	277072	521246	28844	9
6/2014	MI 7	WI 7	TR	113987	511136	277072	521248	28811	31
6/2014	MI 7	WI 7	TR	113987	511136	277072	521266	28702	32
6/2014	MI 7	WI 7	TR	113987	511136	277072	521298	28736	5
6/2014	MI 7	WI 7	TR	113987	511136	277072	521314	28661	2
6/2014	MI 7	WI 7	TR	113987	511136	277072	521784	28720	198
6/2014	MI 7	WI 7	TR	113987	511136	277072	521786	28798	13
6/2014	MI 7	WI 7	TR	113987	511136	277072	521814	36934	33
6/2014	MI 7	WI 7	TR	113987	511136	277072	523034	384136	30
6/2014	MI 7	WI 7	TR	113992	511136	277072	521386	174791	30
6/2014	MI 7	WI 7	TR	113994	511136	277072	521784	28720	120
6/2014	MI 7	WI 7	TR	113998	511136	277072	521200	28679	30
6/2014	MI 7	WI 7	TR	113999	511136	277072	521230	28819	30
6/2014	MI 7	WI 7	TR	113999	511136	277072	521262	36868	30
6/2014	MI 7	WI 7	TR	114000	511136	277072	521174	28778	60
6/2014	MI 7	WI 7	TR	114003	511136	277072	521238	28836	30
6/2014	MI 7	WI 7	TR	114004	511136	277072	521012	40226	116
6/2014	MI 7	WI 7	TR	114005	511136	277072	521676	100052	150
6/2014	MI 7	WI 7	TR	114006	511136	277072	521262	36868	30
6/2014	MI 7	WI 7	TR	114007	511136	277072	521168	28834	145
6/2014	MI 7	WI 7	TR	114008	511136	277072	521324	28794	30
6/2014	MI 7	WI 7	TR	114009	511136	277072	521178	28883	30
6/2014	MI 7	WI 7	TR	114015	511136	277072	521266	28702	266
6/2014	MI 7	WI 7	TR	114525	511136	277072	521200	28679	30
6/2014	MI 7	WI 7	TR	114668	505038	153808	521256	174788	21
6/2014	MI 7	WI 7	TR	114677	505108	243097	521288	28670	38
6/2014	MI 7	WI 7	TR	114677	511136	277072	521288	28670	1,121

ANR Pipeline Company Transportation Services Fuel By Route Analysis

VASCR351

Reporting Year: *January - December 2014*
 Production Period: 06/2014

<u>Production Period</u>	<u>Receipt Segment</u>	<u>Delivery Segment</u>	<u>Service Class</u>	<u>Svc Req Contract</u>	<u>Receipt Location</u>	<u>Receipt Loc Prop</u>	<u>Delivery Location</u>	<u>Delivery Loc Prop</u>	<u>Fuel Quantity</u>
6/2014	MI 7	WI 7	TR	114823	511136	277072	521266	28702	330
6/2014	MI 7	WI 7	TR	115070	511136	277072	505023	139255	51
6/2014	MI 7	WI 7	TR	115138	511136	277072	521336	28738	22
6/2014	MI 7	WI 7	TR	115224	511136	277072	521012	40226	30
6/2014	MI 7	WI 7	TR	115823	505038	153808	521288	28670	3
6/2014	MI 7	WI 7	TR	115823	511136	277072	510041	11661	79
6/2014	MI 7	WI 7	TR	115823	511136	277072	521288	28670	74
6/2014	MI 7	WI 7	TR	115931	511136	277072	521298	28736	60
6/2014	MI 7	WI 7	TR	115957	505038	153808	505504	854822	320
6/2014	MI 7	WI 7	TR	116064	505038	153808	505025	139257	46
6/2014	MI 7	WI 7	TR	116554	511136	277072	521164	28842	69
6/2014	MI 7	WI 7	TR	117335	505038	153808	505021	139253	55
6/2014	MI 7	WI 7	TR	117336	511136	277072	521810	36869	89
6/2014	MI 7	WI 7	TR	117338	511136	277072	521262	36868	76
6/2014	MI 7	WI 7	TR	117354	510005	246067	521262	36868	522
6/2014	MI 7	WI 7	TR	117358	505108	243097	505021	139253	61
6/2014	MI 7	WI 7	TR	117358	510005	246067	505021	139253	9
6/2014	MI 7	WI 7	TR	120144	511136	277072	510041	11661	11
6/2014	MI 7	WI 7	TR	120880	510005	246067	521396	150407	30
6/2014	MI 7	WI 7	TR	121282	511136	277072	521204	28672	28
6/2014	MI 7	WI 7	TR	121282	511136	277072	521266	28702	17
6/2014	MI 7	WI 7	TR	121282	511136	277072	521810	36869	15
6/2014	MI 7	WI 7	TR	121284	511136	277072	521314	28661	118
6/2014	MI 7	WI 7	TR	121481	511136	277072	521180	28875	30
6/2014	MI 7	WI 7	TR	121932	505108	243097	521266	28702	3
6/2014	MI 7	WI 7	TR	121932	511136	277072	521266	28702	69
6/2014	MI 7	WI 7	TR	121968	505038	153808	521654	284917	28
6/2014	MI 7	WI 7	TR	121968	505038	153808	523032	384134	46
6/2014	MI 7	WI 7	TR	121981	505038	153808	523034	384136	8
6/2014	MI 7	WI 7	TR	121981	511136	277072	521164	28842	22
6/2014	MI 7	WI 7	TR	121981	511136	277072	521280	28684	82
6/2014	MI 7	WI 7	TR	121981	511136	277072	521814	36934	17
6/2014	MI 7	WI 7	TR	121982	511136	277072	521204	28672	60

**ANR Pipeline Company
 Transportation Services
 Fuel By Route Analysis**

VASCR351

Reporting Year: *January - December 2014*
 Production Period: 06/2014

<u>Production Period</u>	<u>Receipt Segment</u>	<u>Delivery Segment</u>	<u>Service Class</u>	<u>Svc Req Contract</u>	<u>Receipt Location</u>	<u>Receipt Loc Prop</u>	<u>Delivery Location</u>	<u>Delivery Loc Prop</u>	<u>Fuel Quantity</u>
6/2014	MI 7	WI 7	TR	121982	511136	277072	521218	28865	81
6/2014	MI 7	WI 7	TR	121983	510005	246067	521210	28828	33
6/2014	MI 7	WI 7	TR	121983	510005	246067	521250	28841	219
6/2014	MI 7	WI 7	TR	121983	510005	246067	521318	28829	18
6/2014	MI 7	WI 7	TR	121984	505038	153808	521174	28778	11
6/2014	MI 7	WI 7	TR	121984	505038	153808	521238	28836	5
6/2014	MI 7	WI 7	TR	121984	505038	153808	521336	28738	6
6/2014	MI 7	WI 7	TR	121984	511136	277072	521164	28842	6
6/2014	MI 7	WI 7	TR	121984	511136	277072	521174	28778	77
6/2014	MI 7	WI 7	TR	121984	511136	277072	521180	28875	18
6/2014	MI 7	WI 7	TR	121984	511136	277072	521190	28825	116
6/2014	MI 7	WI 7	TR	121984	511136	277072	521238	28836	51
6/2014	MI 7	WI 7	TR	121984	511136	277072	521260	36867	3
6/2014	MI 7	WI 7	TR	121984	511136	277072	521280	28684	22
6/2014	MI 7	WI 7	TR	121984	511136	277072	521336	28738	99
6/2014	MI 7	WI 7	TR	121984	511136	277072	523034	384136	201
6/2014	MI 7	WI 7	TR	121985	511136	277072	521164	28842	18
6/2014	MI 7	WI 7	TR	121985	511136	277072	521168	28834	35
6/2014	MI 7	WI 7	TR	121985	511136	277072	521180	28875	80
6/2014	MI 7	WI 7	TR	121985	511136	277072	521340	28732	127
6/2014	MI 7	WI 7	TR	121985	511136	277072	521392	28730	60
6/2014	MI 7	WI 7	TR	121985	511136	277072	521676	100052	76
6/2014	MI 7	WI 7	TR	121986	511136	277072	521164	28842	17
6/2014	MI 7	WI 7	TR	121986	511136	277072	521174	28778	85
6/2014	MI 7	WI 7	TR	121986	511136	277072	521190	28825	29
6/2014	MI 7	WI 7	TR	121986	511136	277072	521194	40223	30
6/2014	MI 7	WI 7	TR	121986	511136	277072	521266	28702	64
6/2014	MI 7	WI 7	TR	121986	511136	277072	521330	28761	308
6/2014	MI 7	WI 7	TR	121986	511136	277072	523034	384136	3
6/2014	MI 7	WI 7	TR	121987	510005	246067	521246	28844	3
6/2014	MI 7	WI 7	TR	121987	510005	246067	521250	28841	3
6/2014	MI 7	WI 7	TR	121987	510005	246067	521298	28736	84
6/2014	MI 7	WI 7	TR	121987	511136	277072	521164	28842	261

**ANR Pipeline Company
 Transportation Services
 Fuel By Route Analysis**

VASCR351

Reporting Year: *January - December 2014*
 Production Period: **06/2014**

<u>Production Period</u>	<u>Receipt Segment</u>	<u>Delivery Segment</u>	<u>Service Class</u>	<u>Svc Req Contract</u>	<u>Receipt Location</u>	<u>Receipt Loc Prop</u>	<u>Delivery Location</u>	<u>Delivery Loc Prop</u>	<u>Fuel Quantity</u>
6/2014	MI 7	WI 7	TR	121987	511136	277072	521250	28841	22
6/2014	MI 7	WI 7	TR	121987	511136	277072	521298	28736	13
6/2014	MI 7	WI 7	TR	121988	510005	246067	521676	100052	540
6/2014	MI 7	WI 7	TR	121989	511136	277072	521344	28734	150
6/2014	MI 7	WI 7	TR	121990	511136	277072	523034	384136	150
6/2014	MI 7	WI 7	TR	121991	510005	246067	521164	28842	1
6/2014	MI 7	WI 7	TR	121991	510005	246067	521174	28778	56
6/2014	MI 7	WI 7	TR	121991	510005	246067	521178	28883	13
6/2014	MI 7	WI 7	TR	121991	510005	246067	521180	28875	463
6/2014	MI 7	WI 7	TR	121991	510005	246067	521190	28825	175
6/2014	MI 7	WI 7	TR	121991	510005	246067	521322	28868	105
6/2014	MI 7	WI 7	TR	121991	510005	246067	521676	100052	282
6/2014	MI 7	WI 7	TR	121992	510005	246067	521330	28761	270
6/2014	MI 7	WI 7	TR	121993	511136	277072	521270	28676	30
6/2014	MI 7	WI 7	TR	121994	511136	277072	521288	28670	150
6/2014	MI 7	WI 7	TR	121995	511136	277072	521786	28798	30
6/2014	MI 7	WI 7	TR	121996	511136	277072	521188	28862	90
6/2014	MI 7	WI 7	TR	121997	511136	277072	521218	28865	30
6/2014	MI 7	WI 7	TR	121998	511136	277072	521164	28842	30
6/2014	MI 7	WI 7	TR	121999	511136	277072	521356	28774	90
6/2014	MI 7	WI 7	TR	122070	511136	277072	521250	28841	9
6/2014	MI 7	WI 7	TR	122265	510005	246067	521012	40226	664
6/2014	MI 7	WI 7	TR	122265	510005	246067	521164	28842	167
6/2014	MI 7	WI 7	TR	122265	510005	246067	521168	28834	7
6/2014	MI 7	WI 7	TR	122265	510005	246067	521174	28778	106
6/2014	MI 7	WI 7	TR	122265	510005	246067	521176	28859	12
6/2014	MI 7	WI 7	TR	122265	510005	246067	521178	28883	42
6/2014	MI 7	WI 7	TR	122265	510005	246067	521180	28875	20
6/2014	MI 7	WI 7	TR	122265	510005	246067	521190	28825	11
6/2014	MI 7	WI 7	TR	122265	510005	246067	521194	40223	3
6/2014	MI 7	WI 7	TR	122265	510005	246067	521238	28836	17
6/2014	MI 7	WI 7	TR	122265	510005	246067	521240	28759	5
6/2014	MI 7	WI 7	TR	122265	510005	246067	521246	28844	340

ANR Pipeline Company Transportation Services Fuel By Route Analysis

VASCR351

Reporting Year: *January - December 2014*
 Production Period: 06/2014

<u>Production Period</u>	<u>Receipt Segment</u>	<u>Delivery Segment</u>	<u>Service Class</u>	<u>Svc Req Contract</u>	<u>Receipt Location</u>	<u>Receipt Loc Prop</u>	<u>Delivery Location</u>	<u>Delivery Loc Prop</u>	<u>Fuel Quantity</u>
6/2014	MI 7	WI 7	TR	122265	510005	246067	521250	28841	492
6/2014	MI 7	WI 7	TR	122265	510005	246067	521266	28702	9
6/2014	MI 7	WI 7	TR	122265	510005	246067	521324	28794	84
6/2014	MI 7	WI 7	TR	122265	510005	246067	521372	11703	1
6/2014	MI 7	WI 7	TR	122265	510005	246067	521676	100052	474
6/2014	MI 7	WI 7	TR	122265	510005	246067	521786	28798	143
6/2014	MI 7	WI 7	TR	122265	510005	246067	523034	384136	18
6/2014	MI 7	WI 7	TR	122266	511136	277072	521164	28842	34
6/2014	MI 7	WI 7	TR	122266	511136	277072	521324	28794	55
6/2014	MI 7	WI 7	TR	122266	511136	277072	521372	11703	269
6/2014	MI 7	WI 7	TR	122267	510005	246067	521164	28842	41
6/2014	MI 7	WI 7	TR	122267	510005	246067	521176	28859	34
6/2014	MI 7	WI 7	TR	122267	510005	246067	521238	28836	50
6/2014	MI 7	WI 7	TR	122267	510005	246067	521240	28759	72
6/2014	MI 7	WI 7	TR	122267	510005	246067	521250	28841	24
6/2014	MI 7	WI 7	TR	122267	510005	246067	521260	36867	310
6/2014	MI 7	WI 7	TR	122267	510005	246067	523034	384136	44
6/2014	MI 7	WI 7	TR	122268	510005	246067	521164	28842	49
6/2014	MI 7	WI 7	TR	122268	510005	246067	521174	28778	22
6/2014	MI 7	WI 7	TR	122268	510005	246067	521176	28859	8
6/2014	MI 7	WI 7	TR	122268	510005	246067	521676	100052	80
6/2014	MI 7	WI 7	TR	122268	510005	246067	521812	40304	361
6/2014	MI 7	WI 7	TR	122269	510005	246067	521164	28842	4
6/2014	MI 7	WI 7	TR	122269	510005	246067	521372	11703	416
6/2014	MI 7	WI 7	TR	122817	505038	153808	523035	387791	14
6/2014	MI 7	WI 7	TR	122817	510029	2610	523032	384134	4
6/2014	MI 7	WI 7	TR	122817	510029	2610	523035	387791	56
6/2014	MI 7	WI 7	TR	122817	511136	277072	523032	384134	8
6/2014	MI 7	WI 7	TR	122817	511136	277072	523034	384136	1
6/2014	MI 7	WI 7	TR	122817	511136	277072	523035	387791	42
6/2014	MI 7	WI 7	TR	123169	511136	277072	521306	28741	240
6/2014	MI 7	WI 7	TR	123170	511136	277072	521356	28774	570
6/2014	MI 7	WI 7	TR	123265	511136	277072	521288	28670	1,110

ANR Pipeline Company Transportation Services Fuel By Route Analysis

VASCR351

Reporting Year: *January - December 2014*
 Production Period: **06/2014**

<u>Production Period</u>	<u>Receipt Segment</u>	<u>Delivery Segment</u>	<u>Service Class</u>	<u>Svc Req Contract</u>	<u>Receipt Location</u>	<u>Receipt Loc Prop</u>	<u>Delivery Location</u>	<u>Delivery Loc Prop</u>	<u>Fuel Quantity</u>
6/2014	MI 7	WI 7	TR	123266	511136	277072	521288	28670	150
6/2014	MI 7	WI 7	TR	123268	511136	277072	521164	28842	13
6/2014	MI 7	WI 7	TR	123268	511136	277072	521176	28859	4
6/2014	MI 7	WI 7	TR	123268	511136	277072	521190	28825	4
6/2014	MI 7	WI 7	TR	123268	511136	277072	521240	28759	34
6/2014	MI 7	WI 7	TR	123268	511136	277072	521324	28794	241
6/2014	MI 7	WI 7	TR	123268	511136	277072	523034	384136	28
6/2014	MI 7	WI 7	TR	123269	510005	246067	521310	28743	540
6/2014	MI 7	WI 7	TR	123270	511136	277072	521190	28825	90
6/2014	MI 7	WI 7	TR	123271	510005	246067	521306	28741	150
6/2014	MI 7	WI 7	TR	123272	511136	277072	521164	28842	249
6/2014	MI 7	WI 7	TR	123272	511136	277072	521324	28794	149
6/2014	MI 7	WI 7	TR	123272	511136	277072	521372	11703	11
6/2014	MI 7	WI 7	TR	123308	511136	277072	521814	36934	120
6/2014	MI 7	WI 7	TR	123397	505108	243097	521266	28702	120
6/2014	MI 7	WI 7	TR	123397	510005	246067	521266	28702	60
6/2014	MI 7	WI 7	TR	123398	510005	246067	521392	28730	150
6/2014	MI 7	WI 7	TR	123631	505038	153808	523035	387791	23
6/2014	MI 7	WI 7	TR	123631	505230	153728	523035	387791	12
6/2014	MI 7	WI 7	TR	123631	510005	246067	523035	387791	163
6/2014	MI 7	WI 7	TR	123631	510029	2610	523032	384134	50
6/2014	MI 7	WI 7	TR	123631	510029	2610	523035	387791	835
6/2014	MI 7	WI 7	TR	123631	511136	277072	523034	384136	166
6/2014	MI 7	WI 7	TR	123631	511136	277072	523035	387791	883
6/2014	MI 7	WI 7	TR	123643	511136	277072	521164	28842	339
6/2014	MI 7	WI 7	TR	123643	511136	277072	521314	28661	98
6/2014	MI 7	WI 7	TR	123648	511136	277072	521316	28831	336
6/2014	MI 7	WI 7	TR	123800	511136	277072	521374	28662	210
6/2014	MI 7	WI 7	TR	123976	510005	246067	521256	174788	1
6/2014	MI 7	WI 7	TR	123976	510005	246067	521654	284917	46
6/2014	MI 7	WI 7	TR	123976	510005	246067	523032	384134	161
6/2014	MI 7	WI 7	TR	123976	510005	246067	523034	384136	83
6/2014	MI 7	WI 7	TR	123976	511136	277072	521256	174788	90

ANR Pipeline Company Transportation Services Fuel By Route Analysis

VASCR351

Reporting Year: *January - December 2014*
 Production Period: 06/2014

<u>Production Period</u>	<u>Receipt Segment</u>	<u>Delivery Segment</u>	<u>Service Class</u>	<u>Svc Req Contract</u>	<u>Receipt Location</u>	<u>Receipt Loc Prop</u>	<u>Delivery Location</u>	<u>Delivery Loc Prop</u>	<u>Fuel Quantity</u>
6/2014	MI 7	WI 7	TR	123976	511136	277072	521654	284917	119
6/2014	MI 7	WI 7	TR	123976	511136	277072	523032	384134	299
6/2014	MI 7	WI 7	TR	123976	511136	277072	523034	384136	1,074
6/2014	MI 7	WI 7	TR	124006	510005	246067	523034	384136	13
6/2014	MI 7	WI 7	TR	124006	511136	277072	521314	28661	20
6/2014	MI 7	WI 7	TR	124007	505108	243097	523034	384136	38
6/2014	MI 7	WI 7	TR	124007	510005	246067	523034	384136	29
6/2014	MI 7	WI 7	TR	124007	511136	277072	521258	265372	10
6/2014	MI 7	WI 7	TR	124007	511136	277072	521314	28661	192
6/2014	MI 7	WI 7	TR	124007	511136	277072	521676	100052	3
6/2014	MI 7	WI 7	TR	124007	511136	277072	523034	384136	20
6/2014	MI 7	WI 7	TR	124050	505108	243097	523034	384136	90
6/2014	MI 7	WI 7	TR	124076	510005	246067	523032	384134	13
6/2014	MI 7	WI 7	TR	124076	511136	277072	523032	384134	33
6/2014	MI 7	WI 7	TR	124076	511136	277072	523034	384136	44
6/2014	MI 7	WI 7	TR	124121	505108	243097	521654	284917	22
6/2014	MI 7	WI 7	TR	124121	505108	243097	523032	384134	24
6/2014	MI 7	WI 7	TR	124121	510005	246067	523034	384136	15
6/2014	MI 7	WI 7	TR	124121	511136	277072	521266	28702	45
6/2014	MI 7	WI 7	TR	124121	511136	277072	521314	28661	174
6/2014	MI 7	WI 7	TR	124121	511136	277072	523032	384134	17
6/2014	MI 7	WI 7	TR	124121	511136	277072	523034	384136	622
6/2014	MI 7	WI 7	TR	124124	510005	246067	521172	28846	106
6/2014	MI 7	WI 7	TR	124124	510005	246067	521174	28778	2
6/2014	MI 7	WI 7	TR	124124	510005	246067	521198	28782	1
6/2014	MI 7	WI 7	TR	124124	510005	246067	521218	28865	1
6/2014	MI 7	WI 7	TR	124124	510005	246067	521230	28819	1
6/2014	MI 7	WI 7	TR	124124	510005	246067	521240	28759	1
6/2014	MI 7	WI 7	TR	124124	510005	246067	521246	28844	4
6/2014	MI 7	WI 7	TR	124124	510005	246067	521252	28779	27
6/2014	MI 7	WI 7	TR	124124	510005	246067	521260	36867	3
6/2014	MI 7	WI 7	TR	124124	510005	246067	521266	28702	2
6/2014	MI 7	WI 7	TR	124124	510005	246067	521298	28736	2

ANR Pipeline Company Transportation Services Fuel By Route Analysis

VASCR351

 Reporting Year: *January - December 2014*
 Production Period: **06/2014**

<u>Production Period</u>	<u>Receipt Segment</u>	<u>Delivery Segment</u>	<u>Service Class</u>	<u>Svc Req Contract</u>	<u>Receipt Location</u>	<u>Receipt Loc Prop</u>	<u>Delivery Location</u>	<u>Delivery Loc Prop</u>	<u>Fuel Quantity</u>
6/2014	MI 7	WI 7	TR	124124	510005	246067	521314	28661	4
6/2014	MI 7	WI 7	TR	124124	510005	246067	521316	28831	1
6/2014	MI 7	WI 7	TR	124124	510005	246067	521324	28794	2
6/2014	MI 7	WI 7	TR	124124	510005	246067	521336	28738	2
6/2014	MI 7	WI 7	TR	124124	510005	246067	521374	28662	2
6/2014	MI 7	WI 7	TR	124124	510005	246067	521784	28720	190
6/2014	MI 7	WI 7	TR	124124	510005	246067	521814	36934	5
6/2014	MI 7	WI 7	TR	124124	510005	246067	523041	395460	11
6/2014	MI 7	WI 7	TR	124124	511136	277072	521252	28779	17
6/2014	MI 7	WI 7	TR	124124	511136	277072	521784	28720	66
6/2014	MI 7	WI 7	TR	124180	511136	277072	523034	384136	25
6/2014	MI 7	WI 7	TR	124196	505038	153808	523032	384134	92
6/2014	MI 7	WI 7	TR	124196	505038	153808	523035	387791	137
6/2014	MI 7	WI 7	TR	124196	505108	243097	523035	387791	60
6/2014	MI 7	WI 7	TR	124196	510005	246067	523034	384136	92
6/2014	MI 7	WI 7	TR	124196	510005	246067	523035	387791	327
6/2014	MI 7	WI 7	TR	124196	510029	2610	523032	384134	137
6/2014	MI 7	WI 7	TR	124196	510029	2610	523034	384136	26
6/2014	MI 7	WI 7	TR	124196	510029	2610	523035	387791	1,003
6/2014	MI 7	WI 7	TR	124196	511136	277072	523032	384134	1
6/2014	MI 7	WI 7	TR	124196	511136	277072	523034	384136	198
6/2014	MI 7	WI 7	TR	124196	511136	277072	523035	387791	904
6/2014	MI 7	WI 7	TR	124197	505038	153808	521654	284917	64
6/2014	MI 7	WI 7	TR	124197	505038	153808	523035	387791	73
6/2014	MI 7	WI 7	TR	124197	505108	243097	523035	387791	30
6/2014	MI 7	WI 7	TR	124197	510005	246067	523035	387791	84
6/2014	MI 7	WI 7	TR	124197	510029	2610	523035	387791	449
6/2014	MI 7	WI 7	TR	124197	511136	277072	523032	384134	46
6/2014	MI 7	WI 7	TR	124197	511136	277072	523034	384136	6
6/2014	MI 7	WI 7	TR	124197	511136	277072	523035	387791	273
6/2014	MI 7	WI 7	TR	124572	510029	2610	523035	387791	56
6/2014	MI 7	WI 7	TR	124572	511136	277072	523035	387791	28
6/2014	MI 7	WI 7	TR	124573	510029	2610	523032	384134	32

ANR Pipeline Company Transportation Services Fuel By Route Analysis

VASCR351

Reporting Year: *January - December 2014*
 Production Period: **06/2014**

<u>Production Period</u>	<u>Receipt Segment</u>	<u>Delivery Segment</u>	<u>Service Class</u>	<u>Svc Req Contract</u>	<u>Receipt Location</u>	<u>Receipt Loc Prop</u>	<u>Delivery Location</u>	<u>Delivery Loc Prop</u>	<u>Fuel Quantity</u>
6/2014	MI 7	WI 7	TR	124573	510029	2610	523035	387791	32
6/2014	MI 7	WI 7	TR	124573	511136	277072	523035	387791	112
6/2014	MI 7	WI 7	TR	124579	505108	243097	523032	384134	169
6/2014	MI 7	WI 7	TR	124579	505108	243097	523034	384136	46
6/2014	MI 7	WI 7	TR	124579	510005	246067	521654	284917	34
6/2014	MI 7	WI 7	TR	124579	510005	246067	523032	384134	167
6/2014	MI 7	WI 7	TR	124579	510005	246067	523034	384136	89
6/2014	MI 7	WI 7	TR	124579	511136	277072	523032	384134	42
6/2014	MI 7	WI 7	TR	124584	505038	153808	521324	28794	26
6/2014	MI 7	WI 7	TR	124584	511136	277072	521164	28842	7
6/2014	MI 7	WI 7	TR	124584	511136	277072	521314	28661	132
6/2014	MI 7	WI 7	TR	124586	511136	277072	521178	28883	1,328
6/2014	MI 7	WI 7	TR	124669	505108	243097	523035	387791	36
6/2014	MI 7	WI 7	TR	124669	510029	2610	523032	384134	39
6/2014	MI 7	WI 7	TR	124669	510029	2610	523035	387791	39
6/2014	MI 7	WI 7	TR	124669	511136	277072	523035	387791	195
6/2014	MI 7	WI 7	TR	124708	505108	243097	523032	384134	76
6/2014	MI 7	WI 7	TR	124708	505108	243097	523034	384136	20
6/2014	MI 7	WI 7	TR	124708	510005	246067	521654	284917	13
6/2014	MI 7	WI 7	TR	124708	510005	246067	523032	384134	13
6/2014	MI 7	WI 7	TR	124708	511136	277072	521650	269472	31
6/2014	MI 7	WI 7	TR	124708	511136	277072	523032	384134	191
6/2014	MI 7	WI 7	TR	124729	510005	246067	523032	384134	2
6/2014	MI 7	WI 7	TR	124729	511136	277072	521650	269472	2
6/2014	MI 7	WI 7	TR	124729	511136	277072	523032	384134	2
6/2014	MI 7	WI 7	TR	124730	510005	246067	523032	384134	1
6/2014	MI 7	WI 7	TR	124730	511136	277072	521650	269472	1
6/2014	MI 7	WI 7	TR	124730	511136	277072	523032	384134	1
6/2014	MI 7	WI 7	TR	124731	510005	246067	523032	384134	4
6/2014	MI 7	WI 7	TR	124731	511136	277072	521650	269472	4
6/2014	MI 7	WI 7	TR	124731	511136	277072	523032	384134	4
6/2014	MI 7	WI 7	TR	124732	505108	243097	521322	28868	450
6/2014	MI 7	WI 7	TR	124733	505108	243097	521266	28702	11

**ANR Pipeline Company
 Transportation Services
 Fuel By Route Analysis**
VASCR351

 Reporting Year: *January - December 2014*
 Production Period: 06/2014

<u>Production Period</u>	<u>Receipt Segment</u>	<u>Delivery Segment</u>	<u>Service Class</u>	<u>Svc Req Contract</u>	<u>Receipt Location</u>	<u>Receipt Loc Prop</u>	<u>Delivery Location</u>	<u>Delivery Loc Prop</u>	<u>Fuel Quantity</u>
6/2014	MI 7	WI 7	TR	124740	505108	243097	523034	384136	32
6/2014	MI 7	WI 7	TR	124758	505038	153808	521164	28842	14
6/2014	MI 7	WI 7	TR	124758	505038	153808	521324	28794	61
6/2014	MI 7	WI 7	TR	124758	511136	277072	521164	28842	385
6/2014	MI 7	WI 7	TR	124758	511136	277072	521174	28778	84
6/2014	MI 7	WI 7	TR	124758	511136	277072	521178	28883	61
6/2014	MI 7	WI 7	TR	124758	511136	277072	521180	28875	10
6/2014	MI 7	WI 7	TR	124758	511136	277072	521238	28836	19
6/2014	MI 7	WI 7	TR	124758	511136	277072	521266	28702	6
6/2014	MI 7	WI 7	TR	124758	511136	277072	521324	28794	572
6/2014	MI 7	WI 7	TR	124758	511136	277072	523034	384136	19
6/2014	MI 7	WI 7	TR	124764	510005	246067	521172	28846	28
6/2014	MI 7	WI 7	TR	124764	511136	277072	521012	40226	80
6/2014	MI 7	WI 7	TR	124764	511136	277072	521182	28854	125
6/2014	MI 7	WI 7	TR	124764	511136	277072	521212	28882	30
6/2014	MI 7	WI 7	TR	124764	511136	277072	521214	40197	106
6/2014	MI 7	WI 7	TR	124764	511136	277072	521220	28766	182
6/2014	MI 7	WI 7	TR	124764	511136	277072	521240	28759	40
6/2014	MI 7	WI 7	TR	124764	511136	277072	521246	28844	163
6/2014	MI 7	WI 7	TR	124764	511136	277072	521250	28841	201
6/2014	MI 7	WI 7	TR	124764	511136	277072	521298	28736	9
6/2014	MI 7	WI 7	TR	124764	511136	277072	521302	28747	62
6/2014	MI 7	WI 7	TR	124764	511136	277072	521314	28661	30
6/2014	MI 7	WI 7	TR	124764	511136	277072	521322	28868	137
6/2014	MI 7	WI 7	TR	124764	511136	277072	521324	28794	19
6/2014	MI 7	WI 7	TR	124764	511136	277072	521328	28763	138
6/2014	MI 7	WI 7	TR	124764	511136	277072	521330	28761	76
6/2014	MI 7	WI 7	TR	124764	511136	277072	521336	28738	17
6/2014	MI 7	WI 7	TR	124764	511136	277072	521340	28732	30
6/2014	MI 7	WI 7	TR	124764	511136	277072	521350	28660	85
6/2014	MI 7	WI 7	TR	124764	511136	277072	521356	28774	117
6/2014	MI 7	WI 7	TR	124764	511136	277072	521370	28788	14
6/2014	MI 7	WI 7	TR	124764	511136	277072	521392	28730	85

ANR Pipeline Company Transportation Services Fuel By Route Analysis

VASCR351

Reporting Year: *January - December 2014*
 Production Period: **06/2014**

<u>Production Period</u>	<u>Receipt Segment</u>	<u>Delivery Segment</u>	<u>Service Class</u>	<u>Svc Req Contract</u>	<u>Receipt Location</u>	<u>Receipt Loc Prop</u>	<u>Delivery Location</u>	<u>Delivery Loc Prop</u>	<u>Fuel Quantity</u>
6/2014	MI 7	WI 7	TR	124764	511136	277072	521676	100052	135
6/2014	MI 7	WI 7	TR	124764	511136	277072	521814	36934	192
6/2014	MI 7	WI 7	TR	124765	505038	153808	521654	284917	64
6/2014	MI 7	WI 7	TR	124765	510005	246067	523034	384136	10
6/2014	MI 7	WI 7	TR	124765	510029	2610	523032	384134	42
6/2014	MI 7	WI 7	TR	124765	510029	2610	523035	387791	215
6/2014	MI 7	WI 7	TR	124765	511136	277072	523034	384136	36
6/2014	MI 7	WI 7	TR	124765	511136	277072	523035	387791	128
6/2014	MI 7	WI 7	TR	124766	510029	2610	523035	387791	140
6/2014	MI 7	WI 7	TR	124766	511136	277072	523035	387791	28
6/2014	MI 7	WI 7	TR	124782	505108	243097	521650	269472	92
6/2014	MI 7	WI 7	TR	124782	510005	246067	521650	269472	87
6/2014	MI 7	WI 7	TR	124782	510005	246067	523032	384134	30
6/2014	MI 7	WI 7	TR	124782	511136	277072	523034	384136	91
6/2014	MI 7	WI 7	TR	124788	511136	277072	521650	269472	38
Segment									75,452
6/2014	MW 5	MI 7	TR	123297	510016	5751	505038	153808	1,232
6/2014	MW 5	MI 7	TR	123297	510016	5751	521622	110850	1,497
6/2014	MW 5	MI 7	TR	123297	510016	5751	523008	312117	246
6/2014	MW 5	MI 7	TR	124585	510016	5751	521118	11578	104
6/2014	MW 5	MI 7	TR	124608	510016	5751	523008	312117	27
Segment									3,106
6/2014	MW 5	MW 6	TR	114767	513067	696539	521608	171759	60
Segment									60
6/2014	MW 5	WI 7	TR	123297	510016	5751	523035	387791	619
6/2014	MW 5	WI 7	TR	124608	510016	5751	523035	387791	54
Segment									673
6/2014	MW 6	MI 7	TR	750	505014	139246	505038	153808	178
6/2014	MW 6	MI 7	TR	108985	505005	139233	505038	153808	42
6/2014	MW 6	MI 7	TR	123405	505013	139241	505038	153808	1,352
6/2014	MW 6	MI 7	TR	124214	521482	4741	505038	153808	182

VASCR351

**ANR Pipeline Company
Transportation Services
Fuel By Route Analysis**

Reporting Year: *January - December 2014*
Production Period: *06/2014*

<u>Production Period</u>	<u>Receipt Segment</u>	<u>Delivery Segment</u>	<u>Service Class</u>	<u>Svc Req Contract</u>	<u>Receipt Location</u>	<u>Receipt Loc Prop</u>	<u>Delivery Location</u>	<u>Delivery Loc Prop</u>	<u>Fuel Quantity</u>
6/2014	MW 6	MI 7	TR	124214	521482	4741	505108	243097	8
6/2014	MW 6	MI 7	TR	124480	521420	4602	505038	153808	283
Segment									
6/2014	SE 1	ME 2	TR	114655	511164	186900	521044	261572	930
6/2014	SE 1	ME 2	TR	114656	511164	186900	521644	274229	198
Segment									
6/2014	SE 1	ME 3	TR	106116	511164	186900	505007	139235	192
6/2014	SE 1	MI 7	TR	120917	511164	186900	521690	40892	192
Segment									
6/2014	SE 1	SE 1	TR	106779	505544	1250765	505276	325427	80
6/2014	SE 1	SE 1	TR	108649	505544	1250765	505276	325427	102
6/2014	SE 1	SE 1	TR	115495	505544	1250765	505276	325427	38
6/2014	SE 1	SE 1	TR	115504	505544	1250765	505276	325427	133
6/2014	SE 1	SE 1	TR	115821	505544	1250765	505358	345116	34
6/2014	SE 1	SE 1	TR	118519	505544	1250765	505276	325427	30
6/2014	SE 1	SE 1	TR	118602	505544	1250765	505276	325427	100
6/2014	SE 1	SE 1	TR	119427	505544	1250765	505276	325427	15
6/2014	SE 1	SE 1	TR	121272	510003	135819	505276	325427	108
6/2014	SE 1	SE 1	TR	123663	505544	1250765	505276	325427	231
6/2014	SE 1	SE 1	TR	124180	505544	1250765	523064	766185	1,599
Segment									
6/2014	SE 2	ME 2	TR	104491	505002	103565	521982	283195	58
6/2014	SE 2	ME 2	TR	106309	505002	103565	521594	20666	630
6/2014	SE 2	ME 2	TR	114655	505002	103565	521044	261572	431
6/2014	SE 2	ME 2	TR	120643	505002	103565	523069	1055519	134
6/2014	SE 2	ME 2	TR	121721	505002	103565	521536	20046	404
6/2014	SE 2	ME 2	TR	122805	505002	103565	523073	1292823	227
6/2014	SE 2	ME 2	TS	123102	505002	103565	505060	221444	238
6/2014	SE 2	ME 2	TS	123388	505002	103565	505126	267228	542
									2,470

**ANR Pipeline Company
 Transportation Services
 Fuel By Route Analysis**
VASCR351

 Reporting Year: *January - December 2014*
 Production Period: **06/2014**

<u>Production Period</u>	<u>Receipt Segment</u>	<u>Delivery Segment</u>	<u>Service Class</u>	<u>Svc Req Contract</u>	<u>Receipt Location</u>	<u>Receipt Loc Prop</u>	<u>Delivery Location</u>	<u>Delivery Loc Prop</u>	<u>Fuel Quantity</u>
									2,664
6/2014	SE 2	ME 3	TR	108031	505002	103565	521688	153708	477
6/2014	SE 2	ME 3	TR	109950	505002	103565	521638	153767	300
6/2014	SE 2	ME 3	TR	109952	505002	103565	521638	153767	871
6/2014	SE 2	ME 3	TR	111963	505002	103565	521626	40184	188
6/2014	SE 2	ME 3	TR	113546	505002	103565	505563	1389347	3,114
6/2014	SE 2	ME 3	TR	116740	505002	103565	523038	398767	121
6/2014	SE 2	ME 3	TR	118761	505002	103565	520024	21906	12,660
6/2014	SE 2	ME 3	TR	118863	505002	103565	521986	277052	686
6/2014	SE 2	ME 3	TR	120144	505002	103565	521626	40184	973
6/2014	SE 2	ME 3	TR	121721	505002	103565	521092	4475	30
6/2014	SE 2	ME 3	TR	124118	505002	103565	505238	174721	4,320
6/2014	SE 2	ME 3	TR	124118	505002	103565	521626	40184	1,513
6/2014	SE 2	ME 3	TR	124125	505002	103565	505564	1389346	1,312
6/2014	SE 2	ME 3	TR	124125	505002	103565	521620	16118	960
6/2014	SE 2	ME 3	TR	124127	505002	103565	521620	16118	4,557
6/2014	SE 2	ME 3	TR	124165	505002	103565	505392	356048	120
6/2014	SE 2	ME 3	TR	124179	505002	103565	505564	1389346	462
6/2014	SE 2	ME 3	TR	124179	505002	103565	521620	16118	288
6/2014	SE 2	ME 3	TR	124182	505002	103565	505392	356048	30
6/2014	SE 2	ME 3	TR	124192	505002	103565	505392	356048	120
6/2014	SE 2	ME 3	TR	124227	505002	103565	505392	356048	30
6/2014	SE 2	ME 3	TR	124233	505002	103565	505392	356048	60
6/2014	SE 2	ME 3	TR	124269	505002	103565	521626	40184	6
6/2014	SE 2	ME 3	TR	124271	505002	103565	521626	40184	330
6/2014	SE 2	ME 3	TR	124272	505002	103565	521626	40184	139
6/2014	SE 2	ME 3	TR	124273	505002	103565	521626	40184	5
6/2014	SE 2	ME 3	TR	124275	505002	103565	521626	40184	30
6/2014	SE 2	ME 3	TR	124337	505002	103565	521626	40184	30
6/2014	SE 2	ME 3	TR	124339	505002	103565	521626	40184	240
6/2014	SE 2	ME 3	TR	124340	505002	103565	521626	40184	60
6/2014	SE 2	ME 3	TR	124342	505002	103565	521626	40184	132
6/2014	SE 2	ME 3	TR	124483	505002	103565	521626	40184	140

ANR Pipeline Company Transportation Services Fuel By Route Analysis

VASCR351

Reporting Year: *January - December 2014*
 Production Period: **06/2014**

<u>Production Period</u>	<u>Receipt Segment</u>	<u>Delivery Segment</u>	<u>Service Class</u>	<u>Svc Req Contract</u>	<u>Receipt Location</u>	<u>Receipt Loc Prop</u>	<u>Delivery Location</u>	<u>Delivery Loc Prop</u>	<u>Fuel Quantity</u>
6/2014	SE 2	ME 3	TR	124484	505002	103565	521626	40184	113
6/2014	SE 2	ME 3	TR	124485	505002	103565	521626	40184	6
6/2014	SE 2	ME 3	TR	124509	505002	103565	521626	40184	180
6/2014	SE 2	ME 3	TR	124669	505002	103565	521620	16118	1,030
6/2014	SE 2	ME 3	TR	124777	505002	103565	521626	40184	177
6/2014	SE 2	ME 3	TR	124778	505002	103565	521010	40186	268
6/2014	SE 2	ME 3	TR	124778	505002	103565	521528	4351	9
6/2014	SE 2	ME 3	TR	124778	505002	103565	521534	138745	6
6/2014	SE 2	ME 3	TR	124783	505002	103565	523038	398767	37
6/2014	SE 2	ME 3	TS	109138	505002	103565	505011	139239	720
6/2014	SE 2	ME 3	TS	109190	505002	103565	505009	139237	339
6/2014	SE 2	ME 3	TS	123081	505002	103565	521568	4280	97
6/2014	SE 2	ME 3	TS	123608	505002	103565	521560	4481	60
	Segment								37,346
6/2014	SE 2	MI 7	TR	106310	505002	103565	505038	153808	750
6/2014	SE 2	MI 7	TR	111313	505002	103565	505038	153808	3,899
6/2014	SE 2	MI 7	TR	113650	505002	103565	521932	138744	236
6/2014	SE 2	MI 7	TR	113652	505002	103565	521116	42078	2,229
6/2014	SE 2	MI 7	TR	114723	505002	103565	521116	42078	729
6/2014	SE 2	MI 7	TR	114746	505002	103565	521116	42078	620
6/2014	SE 2	MI 7	TR	115942	505002	103565	521102	11674	122
6/2014	SE 2	MI 7	TR	115942	505002	103565	521106	11747	122
6/2014	SE 2	MI 7	TR	115942	505002	103565	521110	11803	720
6/2014	SE 2	MI 7	TR	115942	505002	103565	521116	42078	4,078
6/2014	SE 2	MI 7	TR	116556	505002	103565	521116	42078	8,138
6/2014	SE 2	MI 7	TR	116837	505002	103565	521116	42078	729
6/2014	SE 2	MI 7	TR	116995	505002	103565	505038	153808	802
6/2014	SE 2	MI 7	TR	118088	505002	103565	505038	153808	490
6/2014	SE 2	MI 7	TR	118231	505002	103565	505541	1181282	455
6/2014	SE 2	MI 7	TR	119817	505002	103565	521116	42078	122
6/2014	SE 2	MI 7	TR	119817	505002	103565	521690	40892	581
6/2014	SE 2	MI 7	TR	119986	505002	103565	505038	153808	6,696
6/2014	SE 2	MI 7	TR	119986	505002	103565	521116	42078	1,395

**ANR Pipeline Company
 Transportation Services
 Fuel By Route Analysis**
VASCR351

 Reporting Year: *January - December 2014*
 Production Period: **06/2014**

<u>Production Period</u>	<u>Receipt Segment</u>	<u>Delivery Segment</u>	<u>Service Class</u>	<u>Svc Req Contract</u>	<u>Receipt Location</u>	<u>Receipt Loc Prop</u>	<u>Delivery Location</u>	<u>Delivery Loc Prop</u>	<u>Fuel Quantity</u>
6/2014	SE 2	MI 7	TR	120114	505002	103565	521116	42078	2,903
6/2014	SE 2	MI 7	TR	120144	505002	103565	521074	40470	68
6/2014	SE 2	MI 7	TR	120144	505002	103565	521116	42078	695
6/2014	SE 2	MI 7	TR	120144	505002	103565	521118	11578	139
6/2014	SE 2	MI 7	TR	120144	505002	103565	521122	11751	30
6/2014	SE 2	MI 7	TR	120144	505002	103565	521124	11562	15
6/2014	SE 2	MI 7	TR	120144	505002	103565	521138	11680	20
6/2014	SE 2	MI 7	TR	120144	505002	103565	521142	40477	158
6/2014	SE 2	MI 7	TR	120144	505002	103565	521144	11580	118
6/2014	SE 2	MI 7	TR	120144	505002	103565	521146	11785	32
6/2014	SE 2	MI 7	TR	120144	505002	103565	521162	11748	128
6/2014	SE 2	MI 7	TR	120144	505002	103565	521634	11566	2,127
6/2014	SE 2	MI 7	TR	120144	505002	103565	521670	40468	2,092
6/2014	SE 2	MI 7	TR	120144	505002	103565	523052	467243	57
6/2014	SE 2	MI 7	TR	120721	505002	103565	521116	42078	242
6/2014	SE 2	MI 7	TR	120721	513051	467239	521116	42078	1
6/2014	SE 2	MI 7	TR	120802	505002	103565	505038	153808	17
6/2014	SE 2	MI 7	TR	120917	505002	103565	521690	40892	62
6/2014	SE 2	MI 7	TR	120948	505002	103565	505038	153808	243
6/2014	SE 2	MI 7	TR	120948	505002	103565	521116	42078	1,215
6/2014	SE 2	MI 7	TR	120953	505002	103565	521116	42078	1,579
6/2014	SE 2	MI 7	TR	121075	505002	103565	521116	42078	735
6/2014	SE 2	MI 7	TR	121893	505002	103565	505038	153808	17,428
6/2014	SE 2	MI 7	TR	123566	505002	103565	521588	40481	2,910
6/2014	SE 2	MI 7	TR	124076	505002	103565	521116	42078	268
6/2014	SE 2	MI 7	TR	124121	505002	103565	521030	282436	729
6/2014	SE 2	MI 7	TR	124121	505002	103565	521116	42078	14,634
6/2014	SE 2	MI 7	TR	124122	505002	103565	505038	153808	6,766
6/2014	SE 2	MI 7	TR	124122	505002	103565	521116	42078	251
6/2014	SE 2	MI 7	TR	124122	505002	103565	521118	11578	242
6/2014	SE 2	MI 7	TR	124123	505002	103565	521116	42078	2,488
6/2014	SE 2	MI 7	TR	124125	505002	103565	505038	153808	93
6/2014	SE 2	MI 7	TR	124125	505002	103565	521058	282435	56

ANR Pipeline Company Transportation Services Fuel By Route Analysis
--

VASCR351

 Reporting Year: *January - December 2014*
 Production Period: 06/2014

<u>Production Period</u>	<u>Receipt Segment</u>	<u>Delivery Segment</u>	<u>Service Class</u>	<u>Svc Req Contract</u>	<u>Receipt Location</u>	<u>Receipt Loc Prop</u>	<u>Delivery Location</u>	<u>Delivery Loc Prop</u>	<u>Fuel Quantity</u>
6/2014	SE 2	MI 7	TR	124125	505002	103565	521116	42078	6,817
6/2014	SE 2	MI 7	TR	124125	505002	103565	521622	110850	62
6/2014	SE 2	MI 7	TR	124125	505002	103565	523014	318733	25
6/2014	SE 2	MI 7	TR	124126	505002	103565	521116	42078	890
6/2014	SE 2	MI 7	TR	124126	505002	103565	521942	198847	3,756
6/2014	SE 2	MI 7	TR	124127	505002	103565	505038	153808	729
6/2014	SE 2	MI 7	TR	124127	505002	103565	521116	42078	96
6/2014	SE 2	MI 7	TR	124127	505002	103565	521690	40892	482
6/2014	SE 2	MI 7	TR	124130	505002	103565	521074	40470	455
6/2014	SE 2	MI 7	TR	124130	505002	103565	521116	42078	258
6/2014	SE 2	MI 7	TR	124130	505002	103565	521118	11578	1,214
6/2014	SE 2	MI 7	TR	124130	505002	103565	521142	40477	467
6/2014	SE 2	MI 7	TR	124130	505002	103565	521144	11580	493
6/2014	SE 2	MI 7	TR	124130	505002	103565	521146	11785	412
6/2014	SE 2	MI 7	TR	124130	505002	103565	521156	11572	249
6/2014	SE 2	MI 7	TR	124130	505002	103565	521162	11748	128
6/2014	SE 2	MI 7	TR	124130	505002	103565	521634	11566	723
6/2014	SE 2	MI 7	TR	124130	505002	103565	521670	40468	60
6/2014	SE 2	MI 7	TR	124130	505002	103565	521690	40892	24
6/2014	SE 2	MI 7	TR	124130	505002	103565	521962	139401	144
6/2014	SE 2	MI 7	TR	124130	505002	103565	523052	467243	328
6/2014	SE 2	MI 7	TR	124131	505002	103565	521074	40470	13
6/2014	SE 2	MI 7	TR	124131	505002	103565	521116	42078	3
6/2014	SE 2	MI 7	TR	124131	505002	103565	521118	11578	80
6/2014	SE 2	MI 7	TR	124131	505002	103565	521634	11566	1,098
6/2014	SE 2	MI 7	TR	124131	505002	103565	521670	40468	720
6/2014	SE 2	MI 7	TR	124133	505002	103565	521116	42078	30
6/2014	SE 2	MI 7	TR	124143	505002	103565	505038	153808	7
6/2014	SE 2	MI 7	TR	124143	505002	103565	521116	42078	7
6/2014	SE 2	MI 7	TR	124144	505002	103565	505038	153808	1,133
6/2014	SE 2	MI 7	TR	124144	505002	103565	521116	42078	456
6/2014	SE 2	MI 7	TR	124144	505002	103565	521634	11566	2,160
6/2014	SE 2	MI 7	TR	124145	505002	103565	505038	153808	90

ANR Pipeline Company Transportation Services Fuel By Route Analysis

VASCR351

Reporting Year: *January - December 2014*
 Production Period: 06/2014

<u>Production Period</u>	<u>Receipt Segment</u>	<u>Delivery Segment</u>	<u>Service Class</u>	<u>Svc Req Contract</u>	<u>Receipt Location</u>	<u>Receipt Loc Prop</u>	<u>Delivery Location</u>	<u>Delivery Loc Prop</u>	<u>Fuel Quantity</u>
6/2014	SE 2	MI 7	TR	124145	505002	103565	521074	40470	1,878
6/2014	SE 2	MI 7	TR	124145	505002	103565	521142	40477	13
6/2014	SE 2	MI 7	TR	124145	505002	103565	521144	11580	59
6/2014	SE 2	MI 7	TR	124145	505002	103565	521146	11785	228
6/2014	SE 2	MI 7	TR	124145	505002	103565	521154	11574	225
6/2014	SE 2	MI 7	TR	124145	505002	103565	521156	11572	120
6/2014	SE 2	MI 7	TR	124145	505002	103565	521158	11581	614
6/2014	SE 2	MI 7	TR	124145	505002	103565	521162	11748	424
6/2014	SE 2	MI 7	TR	124146	505002	103565	505038	153808	13,176
6/2014	SE 2	MI 7	TR	124146	505002	103565	521116	42078	1,549
6/2014	SE 2	MI 7	TR	124146	505002	103565	521634	11566	1,750
6/2014	SE 2	MI 7	TR	124165	505002	103565	505020	139252	510
6/2014	SE 2	MI 7	TR	124179	505002	103565	521014	153852	357
6/2014	SE 2	MI 7	TR	124179	505002	103565	521116	42078	3,474
6/2014	SE 2	MI 7	TR	124179	505002	103565	521138	11680	2,496
6/2014	SE 2	MI 7	TR	124227	505002	103565	505020	139252	30
6/2014	SE 2	MI 7	TR	124233	505002	103565	505020	139252	60
6/2014	SE 2	MI 7	TR	124269	505002	103565	505038	153808	24
6/2014	SE 2	MI 7	TR	124272	505002	103565	505038	153808	10
6/2014	SE 2	MI 7	TR	124272	505002	103565	521948	4492	1
6/2014	SE 2	MI 7	TR	124273	505002	103565	505038	153808	59
6/2014	SE 2	MI 7	TR	124273	505002	103565	521948	4492	25
6/2014	SE 2	MI 7	TR	124274	505002	103565	521948	4492	30
6/2014	SE 2	MI 7	TR	124279	505002	103565	505038	153808	480
6/2014	SE 2	MI 7	TR	124280	505002	103565	505038	153808	270
6/2014	SE 2	MI 7	TR	124281	505002	103565	521932	138744	733
6/2014	SE 2	MI 7	TR	124281	505002	103565	521948	4492	176
6/2014	SE 2	MI 7	TR	124301	505002	103565	505038	153808	270
6/2014	SE 2	MI 7	TR	124309	505002	103565	505038	153808	60
6/2014	SE 2	MI 7	TR	124312	505002	103565	505038	153808	180
6/2014	SE 2	MI 7	TR	124317	505002	103565	521948	4492	30
6/2014	SE 2	MI 7	TR	124323	505002	103565	521932	138744	304
6/2014	SE 2	MI 7	TR	124340	505002	103565	505038	153808	360

ANR Pipeline Company Transportation Services Fuel By Route Analysis

VASCR351

 Reporting Year: *January - December 2014*
 Production Period: 06/2014

<u>Production Period</u>	<u>Receipt Segment</u>	<u>Delivery Segment</u>	<u>Service Class</u>	<u>Svc Req Contract</u>	<u>Receipt Location</u>	<u>Receipt Loc Prop</u>	<u>Delivery Location</u>	<u>Delivery Loc Prop</u>	<u>Fuel Quantity</u>
6/2014	SE 2	MI 7	TR	124341	505002	103565	521634	11566	180
6/2014	SE 2	MI 7	TR	124342	505002	103565	521634	11566	252
6/2014	SE 2	MI 7	TR	124352	505002	103565	505038	153808	447
6/2014	SE 2	MI 7	TR	124353	505002	103565	505038	153808	90
6/2014	SE 2	MI 7	TR	124442	505002	103565	521932	138744	3
6/2014	SE 2	MI 7	TR	124448	505002	103565	505038	153808	30
6/2014	SE 2	MI 7	TR	124451	505002	103565	521634	11566	60
6/2014	SE 2	MI 7	TR	124476	505002	103565	505038	153808	145
6/2014	SE 2	MI 7	TR	124476	505002	103565	521058	282435	3
6/2014	SE 2	MI 7	TR	124476	505002	103565	523014	318733	4
6/2014	SE 2	MI 7	TR	124478	505002	103565	505038	153808	690
6/2014	SE 2	MI 7	TR	124482	505002	103565	505038	153808	279
6/2014	SE 2	MI 7	TR	124482	505002	103565	521058	282435	5
6/2014	SE 2	MI 7	TR	124482	505002	103565	521622	110850	9
6/2014	SE 2	MI 7	TR	124482	505002	103565	523014	318733	7
6/2014	SE 2	MI 7	TR	124483	505002	103565	521932	138744	575
6/2014	SE 2	MI 7	TR	124484	505002	103565	521932	138744	317
6/2014	SE 2	MI 7	TR	124489	505002	103565	521116	42078	60
6/2014	SE 2	MI 7	TR	124510	505002	103565	505038	153808	210
6/2014	SE 2	MI 7	TR	124512	505002	103565	521932	138744	240
6/2014	SE 2	MI 7	TR	124512	505002	103565	521948	4492	30
6/2014	SE 2	MI 7	TR	124534	505002	103565	521634	11566	120
6/2014	SE 2	MI 7	TR	124713	505002	103565	505038	153808	60
6/2014	SE 2	MI 7	TR	124762	505002	103565	521118	11578	57
6/2014	SE 2	MI 7	TR	124762	505002	103565	521124	11562	27
6/2014	SE 2	MI 7	TR	124762	505002	103565	521138	11680	27
6/2014	SE 2	MI 7	TR	124762	505002	103565	521670	40468	30
6/2014	SE 2	MI 7	TR	124762	505002	103565	521932	138744	90
6/2014	SE 2	MI 7	TR	124777	505002	103565	521116	42078	249
6/2014	SE 2	MI 7	TR	124777	505002	103565	521634	11566	593
	Segment								149,927
6/2014	SE 2	SE 1	TR	108649	505002	103565	505276	325427	32
6/2014	SE 2	SE 1	TR	112268	505002	103565	522141	314210	31

ANR Pipeline Company Transportation Services Fuel By Route Analysis

VASCR351

Reporting Year: *January - December 2014*
 Production Period: **06/2014**

<u>Production Period</u>	<u>Receipt Segment</u>	<u>Delivery Segment</u>	<u>Service Class</u>	<u>Svc Req Contract</u>	<u>Receipt Location</u>	<u>Receipt Loc Prop</u>	<u>Delivery Location</u>	<u>Delivery Loc Prop</u>	<u>Fuel Quantity</u>
6/2014	SE 2	SE 1	TR	112268	505545	1250766	521036	186899	44
6/2014	SE 2	SE 1	TR	114386	505002	103565	521036	186899	1,190
6/2014	SE 2	SE 1	TR	114632	505002	103565	505276	325427	175
6/2014	SE 2	SE 1	TR	114872	505002	103565	521036	186899	1,788
6/2014	SE 2	SE 1	TR	115602	505002	103565	521036	186899	23
6/2014	SE 2	SE 1	TR	115656	505002	103565	521036	186899	36
6/2014	SE 2	SE 1	TR	115656	505002	103565	523064	766185	140
6/2014	SE 2	SE 1	TR	119817	505002	103565	523064	766185	39
6/2014	SE 2	SE 1	TR	120095	505002	103565	521036	186899	16
6/2014	SE 2	SE 1	TR	120917	505002	103565	521036	186899	114
6/2014	SE 2	SE 1	TR	121099	505002	103565	505544	1250765	270
6/2014	SE 2	SE 1	TR	121099	505002	103565	521036	186899	42
6/2014	SE 2	SE 1	TR	123145	505002	103565	510003	135819	144
6/2014	SE 2	SE 1	TR	123145	505002	103565	521036	186899	45
6/2014	SE 2	SE 1	TR	124180	505002	103565	521036	186899	351
6/2014	SE 2	SE 1	TR	124180	505002	103565	523064	766185	2,596
6/2014	SE 2	SE 1	TR	124755	505002	103565	521036	186899	28
6/2014	SE 2	SE 1	TR	124756	505002	103565	521036	186899	13
	Segment								7,117
6/2014	SE 2	SE 2	TR	106777	505002	103565	522130	38295	390
6/2014	SE 2	SE 2	TR	112268	505002	103565	522110	10410	22
6/2014	SE 2	SE 2	TR	112832	505002	103565	523050	467240	437
6/2014	SE 2	SE 2	TR	113399	505002	103565	523063	742883	64
6/2014	SE 2	SE 2	TR	113490	505002	103565	523017	322045	517
6/2014	SE 2	SE 2	TR	113490	505264	68285	523017	322045	121
6/2014	SE 2	SE 2	TR	114386	505002	103565	520004	10369	1,620
6/2014	SE 2	SE 2	TR	114872	505002	103565	520004	10369	227
6/2014	SE 2	SE 2	TR	114872	505002	103565	523063	742883	3,163
6/2014	SE 2	SE 2	TR	115420	505002	103565	523018	322625	22
6/2014	SE 2	SE 2	TR	115455	505002	103565	521662	233620	90
6/2014	SE 2	SE 2	TR	115456	505002	103565	520004	10369	26
6/2014	SE 2	SE 2	TR	115457	505002	103565	521662	233620	21
6/2014	SE 2	SE 2	TR	115602	505002	103565	520006	40317	21

**ANR Pipeline Company
 Transportation Services
 Fuel By Route Analysis**
VASCR351

 Reporting Year: *January - December 2014*
 Production Period: **06/2014**

<u>Production Period</u>	<u>Receipt Segment</u>	<u>Delivery Segment</u>	<u>Service Class</u>	<u>Svc Req Contract</u>	<u>Receipt Location</u>	<u>Receipt Loc Prop</u>	<u>Delivery Location</u>	<u>Delivery Loc Prop</u>	<u>Fuel Quantity</u>
6/2014	SE 2	SE 2	TR	115602	505002	103565	521632	42593	57
6/2014	SE 2	SE 2	TR	115602	505002	103565	521662	233620	666
6/2014	SE 2	SE 2	TR	115602	505002	103565	523050	467240	8
6/2014	SE 2	SE 2	TR	115726	505002	103565	520004	10369	2,700
6/2014	SE 2	SE 2	TR	115727	505002	103565	520004	10369	1,351
6/2014	SE 2	SE 2	TR	115727	505002	103565	523017	322045	656
6/2014	SE 2	SE 2	TR	115727	505002	103565	523063	742883	2
6/2014	SE 2	SE 2	TR	120095	505002	103565	521002	43613	165
6/2014	SE 2	SE 2	TR	120095	505002	103565	521632	42593	586
6/2014	SE 2	SE 2	TR	120616	505002	103565	523075	1387567	124
6/2014	SE 2	SE 2	TR	120948	505002	103565	521632	42593	88
6/2014	SE 2	SE 2	TR	121975	505002	103565	523017	322045	3,648
6/2014	SE 2	SE 2	TR	121975	505264	68285	523017	322045	157
6/2014	SE 2	SE 2	TR	122080	505002	103565	520004	10369	155
6/2014	SE 2	SE 2	TR	122080	505002	103565	520009	10111	497
6/2014	SE 2	SE 2	TR	122080	505002	103565	523018	322625	120
6/2014	SE 2	SE 2	TR	122080	505002	103565	523050	467240	25
6/2014	SE 2	SE 2	TR	123145	505002	103565	523018	322625	810
6/2014	SE 2	SE 2	TR	123651	505002	103565	521632	42593	1,006
6/2014	SE 2	SE 2	TR	124180	505002	103565	520004	10369	506
6/2014	SE 2	SE 2	TR	124180	505002	103565	521632	42593	396
6/2014	SE 2	SE 2	TR	124180	505002	103565	521662	233620	1,073
6/2014	SE 2	SE 2	TR	124180	505002	103565	522130	38295	34
6/2014	SE 2	SE 2	TR	124180	505002	103565	523018	322625	1
6/2014	SE 2	SE 2	TR	124180	505002	103565	523050	467240	947
6/2014	SE 2	SE 2	TR	124180	505002	103565	523075	1387567	969
6/2014	SE 2	SE 2	TR	124180	505545	1250766	520004	10369	2,217
6/2014	SE 2	SE 2	TR	124180	505545	1250766	521632	42593	573
6/2014	SE 2	SE 2	TR	124180	505545	1250766	523050	467240	726
6/2014	SE 2	SE 2	TR	124780	505002	103565	521002	43613	23
6/2014	SE 2	SE 2	TR	124780	505002	103565	521662	233620	230
6/2014	SE 2	SE 2	TR	124780	505002	103565	523050	467240	216
6/2014	SE 2	SE 2	TR	124780	505545	1250766	521002	43613	23

**ANR Pipeline Company
 Transportation Services
 Fuel By Route Analysis**
VASCR351

 Reporting Year: *January - December 2014*
 Production Period: 06/2014

<u>Production Period</u>	<u>Receipt Segment</u>	<u>Delivery Segment</u>	<u>Service Class</u>	<u>Svc Req Contract</u>	<u>Receipt Location</u>	<u>Receipt Loc Prop</u>	<u>Delivery Location</u>	<u>Delivery Loc Prop</u>	<u>Fuel Quantity</u>
6/2014	SE 2	SE 2	TR	124780	505545	1250766	521662	233620	230
6/2014	SE 2	SE 2	TR	124780	505545	1250766	523050	467240	210
	Segment								27,936
6/2014	SE 2	WI 7	TR	109416	505002	103565	521316	28831	540
6/2014	SE 2	WI 7	TR	115270	505002	103565	505437	395744	10,738
6/2014	SE 2	WI 7	TR	120144	505002	103565	510041	11661	10
6/2014	SE 2	WI 7	TR	124146	505002	103565	523034	384136	1,165
6/2014	SE 2	WI 7	TR	124777	505002	103565	510041	11661	2
	Segment								12,455
6/2014	SW 3	MI 7	TR	123822	512434	16842	505038	153808	5,562
6/2014	SW 3	MI 7	TR	123822	512434	16842	521690	40892	618
	Segment								6,180
6/2014	SW 3	SW 1	TR	120629	502214	179887	523061	737783	780
	Segment								780
6/2014	SW 4	ME 3	TR	1650	505003	103702	505008	139236	1,620
6/2014	SW 4	ME 3	TR	15350	505003	103702	521534	138745	2,550
6/2014	SW 4	ME 3	TR	110505	505003	103702	520005	15672	39
6/2014	SW 4	ME 3	TR	110505	505003	103702	520026	38843	15
6/2014	SW 4	ME 3	TR	110505	505003	103702	520027	295956	488
6/2014	SW 4	ME 3	TR	110884	505003	103702	521620	16118	28
6/2014	SW 4	ME 3	TR	110948	505003	103702	505007	139235	210
6/2014	SW 4	ME 3	TR	124753	505003	103702	521010	40186	300
6/2014	SW 4	ME 3	TR	124754	505003	103702	521010	40186	240
	Segment								5,490
6/2014	SW 4	MI 7	TR	104404	505003	103702	505038	153808	16,910
6/2014	SW 4	MI 7	TR	104404	505003	103702	521116	42078	23,700
6/2014	SW 4	MI 7	TR	106199	505003	103702	505038	153808	900
6/2014	SW 4	MI 7	TR	106199	505003	103702	521116	42078	5,520
6/2014	SW 4	MI 7	TR	108304	505003	103702	505030	139369	17,280
6/2014	SW 4	MI 7	TR	109304	505003	103702	505038	153808	3,450
6/2014	SW 4	MI 7	TR	109304	505003	103702	521008	11616	6,930

ANR Pipeline Company Transportation Services Fuel By Route Analysis

VASCR351

Reporting Year: *January - December 2014*
 Production Period: **06/2014**

<u>Production Period</u>	<u>Receipt Segment</u>	<u>Delivery Segment</u>	<u>Service Class</u>	<u>Svc Req Contract</u>	<u>Receipt Location</u>	<u>Receipt Loc Prop</u>	<u>Delivery Location</u>	<u>Delivery Loc Prop</u>	<u>Fuel Quantity</u>
6/2014	SW 4	MI 7	TR	109511	505003	103702	521104	40849	57,630
6/2014	SW 4	MI 7	TR	110185	505003	103702	505108	243097	12
6/2014	SW 4	MI 7	TR	110505	505003	103702	521080	138675	74
6/2014	SW 4	MI 7	TR	110505	505003	103702	521116	42078	5,171
6/2014	SW 4	MI 7	TR	110505	505003	103702	521142	40477	120
6/2014	SW 4	MI 7	TR	110505	505003	103702	521622	110850	50
6/2014	SW 4	MI 7	TR	110505	505003	103702	521932	138744	354
6/2014	SW 4	MI 7	TR	110505	505003	103702	521948	4492	49
6/2014	SW 4	MI 7	TR	110506	505003	103702	521116	42078	5,760
6/2014	SW 4	MI 7	TR	110507	505003	103702	521116	42078	570
6/2014	SW 4	MI 7	TR	110884	505003	103702	505038	153808	1,273
6/2014	SW 4	MI 7	TR	110884	505003	103702	505108	243097	384
6/2014	SW 4	MI 7	TR	110884	505003	103702	521116	42078	13,611
6/2014	SW 4	MI 7	TR	110884	505003	103702	521622	110850	11,328
6/2014	SW 4	MI 7	TR	110884	505003	103702	521690	40892	1,382
6/2014	SW 4	MI 7	TR	110885	505003	103702	505038	153808	3,403
6/2014	SW 4	MI 7	TR	110885	505003	103702	521116	42078	11,794
6/2014	SW 4	MI 7	TR	110885	505003	103702	521634	11566	27,525
6/2014	SW 4	MI 7	TR	110885	505003	103702	521690	40892	535
6/2014	SW 4	MI 7	TR	110889	505003	103702	505038	153808	540
6/2014	SW 4	MI 7	TR	110889	505003	103702	521074	40470	305
6/2014	SW 4	MI 7	TR	110889	505003	103702	521118	11578	564
6/2014	SW 4	MI 7	TR	110889	505003	103702	521122	11751	34
6/2014	SW 4	MI 7	TR	110889	505003	103702	521124	11562	67
6/2014	SW 4	MI 7	TR	110889	505003	103702	521162	11748	900
6/2014	SW 4	MI 7	TR	110889	505003	103702	521634	11566	2,952
6/2014	SW 4	MI 7	TR	110889	505003	103702	521670	40468	30
6/2014	SW 4	MI 7	TR	110889	505003	103702	521690	40892	124
6/2014	SW 4	MI 7	TR	110949	505003	103702	505028	139366	2,550
6/2014	SW 4	MI 7	TR	113056	505003	103702	521622	110850	17,970
6/2014	SW 4	MI 7	TR	113372	505003	103702	505038	153808	39
6/2014	SW 4	MI 7	TR	113372	505003	103702	505108	243097	651
6/2014	SW 4	MI 7	TR	113372	505003	103702	521116	42078	3,743

**ANR Pipeline Company
 Transportation Services
 Fuel By Route Analysis**

VASCR351

Reporting Year: *January - December 2014*
 Production Period: **06/2014**

<u>Production Period</u>	<u>Receipt Segment</u>	<u>Delivery Segment</u>	<u>Service Class</u>	<u>Svc Req Contract</u>	<u>Receipt Location</u>	<u>Receipt Loc Prop</u>	<u>Delivery Location</u>	<u>Delivery Loc Prop</u>	<u>Fuel Quantity</u>
6/2014	SW 4	MI 7	TR	113372	505003	103702	521985	278172	1,544
6/2014	SW 4	MI 7	TR	114497	505003	103702	505108	243097	620
6/2014	SW 4	MI 7	TR	114497	505003	103702	521985	278172	192
6/2014	SW 4	MI 7	TR	114532	505003	103702	505038	153808	150
6/2014	SW 4	MI 7	TR	114532	505003	103702	521116	42078	3,373
6/2014	SW 4	MI 7	TR	114532	505003	103702	521634	11566	295
6/2014	SW 4	MI 7	TR	114532	505003	103702	521948	4492	136
6/2014	SW 4	MI 7	TR	114532	505003	103702	521985	278172	1,903
6/2014	SW 4	MI 7	TR	118145	505003	103702	521014	153852	6,113
6/2014	SW 4	MI 7	TR	118145	505003	103702	521116	42078	10,120
6/2014	SW 4	MI 7	TR	118145	505003	103702	521962	139401	2,196
6/2014	SW 4	MI 7	TR	121075	505003	103702	521116	42078	116
6/2014	SW 4	MI 7	TR	122067	505003	103702	521116	42078	16,140
6/2014	SW 4	MI 7	TR	122247	505003	103702	521116	42078	17,241
6/2014	SW 4	MI 7	TR	122247	505003	103702	521622	110850	39
6/2014	SW 4	MI 7	TR	122262	505003	103702	521116	42078	23,036
6/2014	SW 4	MI 7	TR	122271	505003	103702	505038	153808	20,077
6/2014	SW 4	MI 7	TR	122271	505003	103702	523008	312117	6,250
6/2014	SW 4	MI 7	TR	123297	505003	103702	505038	153808	1,495
6/2014	SW 4	MI 7	TR	123297	505003	103702	521622	110850	7,303
6/2014	SW 4	MI 7	TR	123297	505003	103702	523008	312117	535
6/2014	SW 4	MI 7	TR	123822	505003	103702	505038	153808	7,494
6/2014	SW 4	MI 7	TR	123822	505003	103702	521690	40892	3,606
6/2014	SW 4	MI 7	TR	123823	505003	103702	521634	11566	11,430
6/2014	SW 4	MI 7	TR	123824	505003	103702	505038	153808	10,800
6/2014	SW 4	MI 7	TR	123824	505003	103702	505108	243097	84
6/2014	SW 4	MI 7	TR	123824	505003	103702	521008	11616	13
6/2014	SW 4	MI 7	TR	123824	505003	103702	521116	42078	17,916
6/2014	SW 4	MI 7	TR	123825	505003	103702	521116	42078	1,686
6/2014	SW 4	MI 7	TR	123825	505003	103702	521634	11566	9,834
6/2014	SW 4	MI 7	TR	123827	505003	103702	505038	153808	1
6/2014	SW 4	MI 7	TR	123827	505003	103702	521634	11566	5,723
6/2014	SW 4	MI 7	TR	123841	505003	103702	505108	243097	8,775

**ANR Pipeline Company
 Transportation Services
 Fuel By Route Analysis**

VASCR351

Reporting Year: *January - December 2014*
 Production Period: **06/2014**

<u>Production Period</u>	<u>Receipt Segment</u>	<u>Delivery Segment</u>	<u>Service Class</u>	<u>Svc Req Contract</u>	<u>Receipt Location</u>	<u>Receipt Loc Prop</u>	<u>Delivery Location</u>	<u>Delivery Loc Prop</u>	<u>Fuel Quantity</u>
6/2014	SW 4	MI 7	TR	123841	505003	103702	521116	42078	4,082
6/2014	SW 4	MI 7	TR	124135	505003	103702	505038	153808	627
6/2014	SW 4	MI 7	TR	124135	505003	103702	505108	243097	2,662
6/2014	SW 4	MI 7	TR	124179	505003	103702	505108	243097	13
6/2014	SW 4	MI 7	TR	124179	505003	103702	521014	153852	2,583
6/2014	SW 4	MI 7	TR	124179	505003	103702	521074	40470	303
6/2014	SW 4	MI 7	TR	124179	505003	103702	521146	11785	15
6/2014	SW 4	MI 7	TR	124179	505003	103702	521158	11581	1,471
6/2014	SW 4	MI 7	TR	124179	505003	103702	521670	40468	63
6/2014	SW 4	MI 7	TR	124179	505003	103702	521690	40892	994
6/2014	SW 4	MI 7	TR	124179	505003	103702	521948	4492	94
6/2014	SW 4	MI 7	TR	124179	505003	103702	523014	318733	63
6/2014	SW 4	MI 7	TR	124180	505003	103702	505038	153808	317
6/2014	SW 4	MI 7	TR	124180	505003	103702	505108	243097	2,626
6/2014	SW 4	MI 7	TR	124180	505003	103702	521142	40477	6,930
6/2014	SW 4	MI 7	TR	124180	505003	103702	521634	11566	20,389
6/2014	SW 4	MI 7	TR	124180	505003	103702	521690	40892	2,118
6/2014	SW 4	MI 7	TR	124329	505003	103702	521948	4492	30
6/2014	SW 4	MI 7	TR	124373	505003	103702	521116	42078	3,454
6/2014	SW 4	MI 7	TR	124373	505003	103702	521622	110850	847
6/2014	SW 4	MI 7	TR	124475	505003	103702	505038	153808	30
6/2014	SW 4	MI 7	TR	124479	505003	103702	505038	153808	994
6/2014	SW 4	MI 7	TR	124479	505003	103702	521058	282435	18
6/2014	SW 4	MI 7	TR	124479	505003	103702	523014	318733	24
6/2014	SW 4	MI 7	TR	124487	505003	103702	505038	153808	5
6/2014	SW 4	MI 7	TR	124487	505003	103702	521116	42078	25
6/2014	SW 4	MI 7	TR	124492	505003	103702	521116	42078	90
6/2014	SW 4	MI 7	TR	124566	505003	103702	505038	153808	470
6/2014	SW 4	MI 7	TR	124566	505003	103702	521116	42078	1,174
6/2014	SW 4	MI 7	TR	124570	505003	103702	505108	243097	1,688
6/2014	SW 4	MI 7	TR	124585	505003	103702	505038	153808	616
6/2014	SW 4	MI 7	TR	124585	505003	103702	521116	42078	154
6/2014	SW 4	MI 7	TR	124585	505003	103702	521118	11578	1,532

ANR Pipeline Company Transportation Services Fuel By Route Analysis

VASCR351

Reporting Year: *January - December 2014*
 Production Period: **06/2014**

<u>Production Period</u>	<u>Receipt Segment</u>	<u>Delivery Segment</u>	<u>Service Class</u>	<u>Svc Req Contract</u>	<u>Receipt Location</u>	<u>Receipt Loc Prop</u>	<u>Delivery Location</u>	<u>Delivery Loc Prop</u>	<u>Fuel Quantity</u>
6/2014	SW 4	MI 7	TR	124585	505003	103702	521622	110850	1,386
6/2014	SW 4	MI 7	TR	124608	505003	103702	505038	153808	5,910
6/2014	SW 4	MI 7	TR	124608	505003	103702	521622	110850	1,504
6/2014	SW 4	MI 7	TR	124608	505003	103702	523008	312117	1,605
6/2014	SW 4	MI 7	TR	124703	505003	103702	505038	153808	4,260
6/2014	SW 4	MI 7	TR	124721	505003	103702	521932	138744	30
6/2014	SW 4	MI 7	TR	124726	505003	103702	505038	153808	25,544
6/2014	SW 4	MI 7	TR	124746	505003	103702	505017	139249	14,164
6/2014	SW 4	MI 7	TR	124746	505003	103702	521014	153852	10,560
6/2014	SW 4	MI 7	TR	124746	505003	103702	521144	11580	866
6/2014	SW 4	MI 7	TR	124746	505003	103702	521634	11566	60
Segment									564,810
6/2014	SW 4	MW 5	TR	111657	505003	103702	521656	284918	1,766
6/2014	SW 4	MW 5	TR	124218	505003	103702	521408	12999	118
6/2014	SW 4	MW 5	TR	124431	505003	103702	521408	12999	10
6/2014	SW 4	MW 5	TR	124481	505003	103702	521656	284918	111
6/2014	SW 4	MW 5	TS	123146	505003	103702	521596	5227	60
6/2014	SW 4	MW 5	TS	123148	505003	103702	505015	139247	1,062
6/2014	SW 4	MW 5	TS	123174	505003	103702	521398	5588	30
Segment									3,157
6/2014	SW 4	MW 6	TR	200	505003	103702	505013	139241	2,614
6/2014	SW 4	MW 6	TR	200	505003	103702	521434	4619	327
6/2014	SW 4	MW 6	TR	200	505003	103702	521470	4738	848
6/2014	SW 4	MW 6	TR	700	505003	103702	505014	139246	1,860
6/2014	SW 4	MW 6	TR	108861	505003	103702	521498	4857	600
6/2014	SW 4	MW 6	TR	108986	505003	103702	505005	139233	931
6/2014	SW 4	MW 6	TR	108986	505003	103702	521658	3605	23
6/2014	SW 4	MW 6	TR	110185	505003	103702	505013	139241	3,167
6/2014	SW 4	MW 6	TR	110185	505003	103702	521086	103709	173
6/2014	SW 4	MW 6	TR	110185	505003	103702	521470	4738	653
6/2014	SW 4	MW 6	TR	110185	505003	103702	521482	4741	720
6/2014	SW 4	MW 6	TR	110291	505003	103702	521438	4614	3,120

ANR Pipeline Company Transportation Services Fuel By Route Analysis

VASCR351

Reporting Year: *January - December 2014*
 Production Period: **06/2014**

<u>Production Period</u>	<u>Receipt Segment</u>	<u>Delivery Segment</u>	<u>Service Class</u>	<u>Svc Req Contract</u>	<u>Receipt Location</u>	<u>Receipt Loc Prop</u>	<u>Delivery Location</u>	<u>Delivery Loc Prop</u>	<u>Fuel Quantity</u>
6/2014	SW 4	MW 6	TR	110889	505003	103702	521470	4738	180
6/2014	SW 4	MW 6	TR	113372	505003	103702	521420	4602	120
6/2014	SW 4	MW 6	TR	113372	505003	103702	521432	4691	44
6/2014	SW 4	MW 6	TR	113372	505003	103702	521470	4738	120
6/2014	SW 4	MW 6	TR	113372	505003	103702	521482	4741	352
6/2014	SW 4	MW 6	TR	113372	505003	103702	521506	3797	4
6/2014	SW 4	MW 6	TR	115815	505003	103702	521438	4614	5,220
6/2014	SW 4	MW 6	TR	120554	505003	103702	521420	4602	150
6/2014	SW 4	MW 6	TR	121212	505003	103702	521428	40193	750
6/2014	SW 4	MW 6	TR	124179	505003	103702	521420	4602	49
6/2014	SW 4	MW 6	TR	124179	505003	103702	521658	3605	134
6/2014	SW 4	MW 6	TR	124179	505003	103702	521914	40412	107
6/2014	SW 4	MW 6	TR	124212	505003	103702	521482	4741	1,430
6/2014	SW 4	MW 6	TR	124373	505003	103702	521420	4602	9
6/2014	SW 4	MW 6	TR	124373	505003	103702	521658	3605	247
6/2014	SW 4	MW 6	TR	124373	505003	103702	521914	40412	3,119
6/2014	SW 4	MW 6	TR	124481	505003	103702	521400	13135	217
6/2014	SW 4	MW 6	TR	124481	505003	103702	521420	4602	2,668
6/2014	SW 4	MW 6	TR	124481	505003	103702	521658	3605	19
6/2014	SW 4	MW 6	TR	124481	505003	103702	521914	40412	570
6/2014	SW 4	MW 6	TR	124570	505003	103702	521440	4616	2,870
6/2014	SW 4	MW 6	TR	124691	505003	103702	521400	13135	143
6/2014	SW 4	MW 6	TR	124691	505003	103702	521434	4619	30
6/2014	SW 4	MW 6	TR	124691	505003	103702	521436	4561	161
6/2014	SW 4	MW 6	TR	124691	505003	103702	521482	4741	5,928
6/2014	SW 4	MW 6	TR	124691	505003	103702	521608	171759	60
6/2014	SW 4	MW 6	TR	124746	505003	103702	521506	3797	99
6/2014	SW 4	MW 6	TS	109148	505003	103702	521566	12977	252
6/2014	SW 4	MW 6	TS	109171	505003	103702	521428	40193	103
6/2014	SW 4	MW 6	TS	123056	505003	103702	521504	4856	30
6/2014	SW 4	MW 6	TS	123057	505003	103702	521502	4747	46
6/2014	SW 4	MW 6	TS	123059	505003	103702	521424	13215	95
6/2014	SW 4	MW 6	TS	123065	505003	103702	521430	40195	344

ANR Pipeline Company Transportation Services Fuel By Route Analysis

VASCR351

 Reporting Year: *January - December 2014*
 Production Period: **06/2014**

<u>Production Period</u>	<u>Receipt Segment</u>	<u>Delivery Segment</u>	<u>Service Class</u>	<u>Svc Req Contract</u>	<u>Receipt Location</u>	<u>Receipt Loc Prop</u>	<u>Delivery Location</u>	<u>Delivery Loc Prop</u>	<u>Fuel Quantity</u>
6/2014	SW 4	MW 6	TS	123147	505003	103702	505029	139367	1,071
6/2014	SW 4	MW 6	TS	123149	505003	103702	521422	12976	179
6/2014	SW 4	MW 6	TS	123203	505003	103702	521500	4693	69
6/2014	SW 4	MW 6	TS	123214	505003	103702	521598	4564	60
6/2014	SW 4	MW 6	TS	123215	505003	103702	521494	4605	180
6/2014	SW 4	MW 6	TS	123216	505003	103702	521492	4604	271
6/2014	SW 4	MW 6	TS	123217	505003	103702	521418	12991	496
6/2014	SW 4	MW 6	TS	123221	505003	103702	521496	4689	95
6/2014	SW 4	MW 6	TS	123222	505003	103702	521526	3969	60
6/2014	SW 4	MW 6	TS	123242	505003	103702	521426	40183	184
6/2014	SW 4	MW 6	TS	123300	505003	103702	521524	3973	697
	Segment								44,068
6/2014	SW 4	SW 1	TR	120673	505003	103702	523061	737783	38
6/2014	SW 4	SW 1	TR	120703	505003	103702	523076	1388911	1,576
6/2014	SW 4	SW 1	TR	120977	505003	103702	523060	736566	200
	Segment								1,814
6/2014	SW 4	SW 4	TR	115706	510034	187481	521642	237023	388
6/2014	SW 4	SW 4	TR	121091	505003	103702	521020	34887	48
6/2014	SW 4	SW 4	TR	121091	505003	103702	521040	234898	29
6/2014	SW 4	SW 4	TR	123915	505003	103702	521664	174769	4
	Segment								469
6/2014	SW 4	SW 5	TR	120629	510034	187481	522116	278352	240
	Segment								240
6/2014	SW 4	WI 7	TR	5450	505003	103702	505026	139258	1,751
6/2014	SW 4	WI 7	TR	5450	505003	103702	510041	11661	199
6/2014	SW 4	WI 7	TR	104404	505003	103702	510041	11661	146
6/2014	SW 4	WI 7	TR	104404	505003	103702	521314	28661	794
6/2014	SW 4	WI 7	TR	106209	505003	103702	510033	28873	5,520
6/2014	SW 4	WI 7	TR	108268	505003	103702	505016	139248	11,520
6/2014	SW 4	WI 7	TR	109665	505003	103702	521370	28788	180
6/2014	SW 4	WI 7	TR	109975	505003	103702	523034	384136	11,520

ANR Pipeline Company Transportation Services Fuel By Route Analysis

VASCR351

Reporting Year: *January - December 2014*
 Production Period: **06/2014**

<u>Production Period</u>	<u>Receipt Segment</u>	<u>Delivery Segment</u>	<u>Service Class</u>	<u>Svc Req Contract</u>	<u>Receipt Location</u>	<u>Receipt Loc Prop</u>	<u>Delivery Location</u>	<u>Delivery Loc Prop</u>	<u>Fuel Quantity</u>
6/2014	SW 4	WI 7	TR	110885	505003	103702	521650	269472	768
6/2014	SW 4	WI 7	TR	110885	505003	103702	523032	384134	4,416
6/2014	SW 4	WI 7	TR	110885	505003	103702	523034	384136	9,181
6/2014	SW 4	WI 7	TR	112923	505003	103702	521172	28846	3,930
6/2014	SW 4	WI 7	TR	112924	505003	103702	505024	139256	2,100
6/2014	SW 4	WI 7	TR	113372	505003	103702	521172	28846	1,737
6/2014	SW 4	WI 7	TR	113372	505003	103702	521266	28702	173
6/2014	SW 4	WI 7	TR	113372	505003	103702	521814	36934	9
6/2014	SW 4	WI 7	TR	114497	505003	103702	521250	28841	5,760
6/2014	SW 4	WI 7	TR	114497	505003	103702	521266	28702	4,527
6/2014	SW 4	WI 7	TR	114497	505003	103702	521314	28661	1,268
6/2014	SW 4	WI 7	TR	114497	505003	103702	521654	284917	196
6/2014	SW 4	WI 7	TR	114497	505003	103702	523032	384134	3,649
6/2014	SW 4	WI 7	TR	114497	505003	103702	523034	384136	1,075
6/2014	SW 4	WI 7	TR	114532	505003	103702	521012	40226	844
6/2014	SW 4	WI 7	TR	114532	505003	103702	521172	28846	1,667
6/2014	SW 4	WI 7	TR	114532	505003	103702	521174	28778	670
6/2014	SW 4	WI 7	TR	114532	505003	103702	521176	28859	60
6/2014	SW 4	WI 7	TR	114532	505003	103702	521178	28883	175
6/2014	SW 4	WI 7	TR	114532	505003	103702	521180	28875	1
6/2014	SW 4	WI 7	TR	114532	505003	103702	521196	28771	1,240
6/2014	SW 4	WI 7	TR	114532	505003	103702	521200	28679	120
6/2014	SW 4	WI 7	TR	114532	505003	103702	521204	28672	206
6/2014	SW 4	WI 7	TR	114532	505003	103702	521210	28828	18
6/2014	SW 4	WI 7	TR	114532	505003	103702	521218	28865	60
6/2014	SW 4	WI 7	TR	114532	505003	103702	521226	28881	132
6/2014	SW 4	WI 7	TR	114532	505003	103702	521246	28844	551
6/2014	SW 4	WI 7	TR	114532	505003	103702	521262	36868	539
6/2014	SW 4	WI 7	TR	114532	505003	103702	521266	28702	2,163
6/2014	SW 4	WI 7	TR	114532	505003	103702	521298	28736	20
6/2014	SW 4	WI 7	TR	114532	505003	103702	521314	28661	2,048
6/2014	SW 4	WI 7	TR	114532	505003	103702	521344	28734	30
6/2014	SW 4	WI 7	TR	114532	505003	103702	521676	100052	544

ANR Pipeline Company Transportation Services Fuel By Route Analysis

VASCR351

 Reporting Year: *January - December 2014*
 Production Period: **06/2014**

<u>Production Period</u>	<u>Receipt Segment</u>	<u>Delivery Segment</u>	<u>Service Class</u>	<u>Svc Req Contract</u>	<u>Receipt Location</u>	<u>Receipt Loc Prop</u>	<u>Delivery Location</u>	<u>Delivery Loc Prop</u>	<u>Fuel Quantity</u>
6/2014	SW 4	WI 7	TR	114532	505003	103702	521784	28720	658
6/2014	SW 4	WI 7	TR	114532	505003	103702	521814	36934	198
6/2014	SW 4	WI 7	TR	114532	505003	103702	523034	384136	302
6/2014	SW 4	WI 7	TR	115269	505003	103702	505437	395744	34,590
6/2014	SW 4	WI 7	TR	117331	505003	103702	505021	139253	12,450
6/2014	SW 4	WI 7	TR	122262	505003	103702	510041	11661	5
6/2014	SW 4	WI 7	TR	123297	505003	103702	521650	269472	81
6/2014	SW 4	WI 7	TR	123297	505003	103702	521654	284917	192
6/2014	SW 4	WI 7	TR	123297	505003	103702	523032	384134	81
6/2014	SW 4	WI 7	TR	123297	505003	103702	523034	384136	353
6/2014	SW 4	WI 7	TR	123297	505003	103702	523035	387791	1,152
6/2014	SW 4	WI 7	TR	123649	505003	103702	521316	28831	810
6/2014	SW 4	WI 7	TR	124179	505003	103702	521034	183670	847
6/2014	SW 4	WI 7	TR	124179	505003	103702	521314	28661	3,922
6/2014	SW 4	WI 7	TR	124179	505003	103702	521676	100052	815
6/2014	SW 4	WI 7	TR	124180	505003	103702	523034	384136	2,202
6/2014	SW 4	WI 7	TR	124373	505003	103702	521034	183670	1,463
6/2014	SW 4	WI 7	TR	124373	505003	103702	521314	28661	1,484
6/2014	SW 4	WI 7	TR	124373	505003	103702	523034	384136	384
6/2014	SW 4	WI 7	TR	124566	505003	103702	521266	28702	1,958
6/2014	SW 4	WI 7	TR	124566	505003	103702	523032	384134	156
6/2014	SW 4	WI 7	TR	124566	505003	103702	523035	387791	3,290
6/2014	SW 4	WI 7	TR	124585	505003	103702	523034	384136	102
6/2014	SW 4	WI 7	TR	124585	505003	103702	523035	387791	693
6/2014	SW 4	WI 7	TR	124608	505003	103702	521650	269472	111
6/2014	SW 4	WI 7	TR	124608	505003	103702	523032	384134	368
6/2014	SW 4	WI 7	TR	124608	505003	103702	523035	387791	1,920
6/2014	SW 4	WI 7	TR	124691	505003	103702	521260	36867	476
6/2014	SW 4	WI 7	TS	123061	505003	103702	521396	150407	40
6/2014	SW 4	WI 7	TS	123220	505003	103702	521392	28730	571
	Segment								153,181
6/2014	WI 7	MI 7	TR	850	505025	139257	521116	42078	6
6/2014	WI 7	MI 7	TR	106211	510033	28873	505038	153808	1,320

**ANR Pipeline Company
 Transportation Services
 Fuel By Route Analysis**
VASCR351

 Reporting Year: *January - December 2014*
 Production Period: 06/2014

<u>Production Period</u>	<u>Receipt Segment</u>	<u>Delivery Segment</u>	<u>Service Class</u>	<u>Svc Req Contract</u>	<u>Receipt Location</u>	<u>Receipt Loc Prop</u>	<u>Delivery Location</u>	<u>Delivery Loc Prop</u>	<u>Fuel Quantity</u>
6/2014	WI 7	MI 7	TR	110903	510006	28808	521116	42078	39
6/2014	WI 7	MI 7	TR	110903	521266	28702	505038	153808	38
6/2014	WI 7	MI 7	TR	110904	510006	28808	505038	153808	309
6/2014	WI 7	MI 7	TR	110904	510006	28808	521116	42078	96
6/2014	WI 7	MI 7	TR	110904	521812	40304	505038	153808	37
6/2014	WI 7	MI 7	TR	112165	510041	11661	521634	11566	13,650
6/2014	WI 7	MI 7	TR	112565	523032	384134	505038	153808	138
6/2014	WI 7	MI 7	TR	113239	510006	28808	505038	153808	300
6/2014	WI 7	MI 7	TR	120571	510041	11661	505038	153808	13,800
6/2014	WI 7	MI 7	TR	123976	510006	28808	521030	282436	366
6/2014	WI 7	MI 7	TR	123976	510006	28808	521690	40892	516
6/2014	WI 7	MI 7	TR	123976	510033	28873	505038	153808	8
6/2014	WI 7	MI 7	TR	123976	510033	28873	521030	282436	521
6/2014	WI 7	MI 7	TR	123976	510033	28873	521634	11566	28
6/2014	WI 7	MI 7	TR	123976	510033	28873	521690	40892	1,023
6/2014	WI 7	MI 7	TR	124006	510006	28808	505038	153808	206
6/2014	WI 7	MI 7	TR	124006	510006	28808	521690	40892	303
6/2014	WI 7	MI 7	TR	124007	510006	28808	505038	153808	508
6/2014	WI 7	MI 7	TR	124007	510006	28808	521058	282435	1
6/2014	WI 7	MI 7	TR	124007	510006	28808	521634	11566	98
6/2014	WI 7	MI 7	TR	124007	510006	28808	521690	40892	997
6/2014	WI 7	MI 7	TR	124121	510033	28873	521690	40892	7
6/2014	WI 7	MI 7	TR	124121	510033	28873	521985	278172	82
6/2014	WI 7	MI 7	TR	124124	510006	28808	505038	153808	37
6/2014	WI 7	MI 7	TR	124124	510033	28873	505038	153808	157
6/2014	WI 7	MI 7	TR	124124	510033	28873	521122	11751	4
6/2014	WI 7	MI 7	TR	124124	510033	28873	521156	11572	3
6/2014	WI 7	MI 7	TR	124124	510033	28873	521162	11748	12
6/2014	WI 7	MI 7	TR	124143	510006	28808	505038	153808	91
6/2014	WI 7	MI 7	TR	124143	510033	28873	505038	153808	720
6/2014	WI 7	MI 7	TR	124380	510033	28873	505038	153808	18
6/2014	WI 7	MI 7	TR	124380	510033	28873	521116	42078	109
6/2014	WI 7	MI 7	TR	124572	521266	28702	505038	153808	411

**ANR Pipeline Company
 Transportation Services
 Fuel By Route Analysis**
VASCR351
**Reporting Year: January - December 2014
 Production Period: 06/2014**

<u>Production Period</u>	<u>Receipt Segment</u>	<u>Delivery Segment</u>	<u>Service Class</u>	<u>Svc Req Contract</u>	<u>Receipt Location</u>	<u>Receipt Loc Prop</u>	<u>Delivery Location</u>	<u>Delivery Loc Prop</u>	<u>Fuel Quantity</u>
6/2014	WI 7	MI 7	TR	124572	521266	28702	523008	312117	56
6/2014	WI 7	MI 7	TR	124579	510006	28808	505038	153808	595
6/2014	WI 7	MI 7	TR	124579	510006	28808	521116	42078	65
6/2014	WI 7	MI 7	TR	124744	510006	28808	505017	139249	3,163
6/2014	WI 7	MI 7	TR	124744	510006	28808	521634	11566	335
6/2014	WI 7	MI 7	TR	124744	510033	28873	505017	139249	1,003
6/2014	WI 7	MI 7	TR	124744	510033	28873	521144	11580	33
6/2014	WI 7	MI 7	TR	124744	510033	28873	521634	11566	9
6/2014	WI 7	MI 7	TR	124746	510033	28873	505017	139249	10
Segment									41,228
6/2014	WI 7	WI 7	TR	109212	510006	28808	521172	28846	472
6/2014	WI 7	WI 7	TR	109974	521172	28846	521250	28841	24
6/2014	WI 7	WI 7	TR	109974	521256	174788	521172	28846	2
6/2014	WI 7	WI 7	TR	109974	523034	384136	521250	28841	25
6/2014	WI 7	WI 7	TR	110904	510006	28808	505025	139257	23
6/2014	WI 7	WI 7	TR	110904	510006	28808	521812	40304	115
6/2014	WI 7	WI 7	TR	111972	510041	11661	521012	40226	180
6/2014	WI 7	WI 7	TR	112565	521650	269472	523032	384134	138
6/2014	WI 7	WI 7	TR	114497	510006	28808	521654	284917	46
6/2014	WI 7	WI 7	TR	114497	510006	28808	523032	384134	1,608
6/2014	WI 7	WI 7	TR	114497	510033	28873	521266	28702	129
6/2014	WI 7	WI 7	TR	114497	510033	28873	521314	28661	3,502
6/2014	WI 7	WI 7	TR	114497	510033	28873	523032	384134	184
6/2014	WI 7	WI 7	TR	116064	521650	269472	523032	384134	31
6/2014	WI 7	WI 7	TR	116064	523032	384134	521650	269472	55
6/2014	WI 7	WI 7	TR	117332	510006	28808	505021	139253	2,125
6/2014	WI 7	WI 7	TR	122248	510033	28873	521108	11702	5,760
6/2014	WI 7	WI 7	TR	122265	510033	28873	521164	28842	173
6/2014	WI 7	WI 7	TR	122265	510033	28873	521250	28841	21
6/2014	WI 7	WI 7	TR	122265	510033	28873	521324	28794	1,224
6/2014	WI 7	WI 7	TR	122265	510033	28873	521372	11703	32
6/2014	WI 7	WI 7	TR	123976	510006	28808	523034	384136	90
6/2014	WI 7	WI 7	TR	123976	510033	28873	523034	384136	78

**ANR Pipeline Company
 Transportation Services
 Fuel By Route Analysis**
VASCR351

 Reporting Year: *January - December 2014*
 Production Period: **06/2014**

<u>Production Period</u>	<u>Receipt Segment</u>	<u>Delivery Segment</u>	<u>Service Class</u>	<u>Svc Req Contract</u>	<u>Receipt Location</u>	<u>Receipt Loc Prop</u>	<u>Delivery Location</u>	<u>Delivery Loc Prop</u>	<u>Fuel Quantity</u>
6/2014	WI 7	WI 7	TR	124006	510006	28808	521012	40226	122
6/2014	WI 7	WI 7	TR	124006	510006	28808	521172	28846	354
6/2014	WI 7	WI 7	TR	124006	510006	28808	521176	28859	139
6/2014	WI 7	WI 7	TR	124006	510006	28808	521180	28875	125
6/2014	WI 7	WI 7	TR	124006	510006	28808	521188	28862	296
6/2014	WI 7	WI 7	TR	124006	510006	28808	521198	28782	61
6/2014	WI 7	WI 7	TR	124006	510006	28808	521210	28828	178
6/2014	WI 7	WI 7	TR	124006	510006	28808	521240	28759	153
6/2014	WI 7	WI 7	TR	124006	510006	28808	521246	28844	241
6/2014	WI 7	WI 7	TR	124006	510006	28808	521266	28702	689
6/2014	WI 7	WI 7	TR	124006	510006	28808	521314	28661	443
6/2014	WI 7	WI 7	TR	124006	510006	28808	521394	36936	438
6/2014	WI 7	WI 7	TR	124006	510006	28808	521676	100052	1,611
6/2014	WI 7	WI 7	TR	124007	510006	28808	521258	265372	41
6/2014	WI 7	WI 7	TR	124007	510006	28808	521314	28661	756
6/2014	WI 7	WI 7	TR	124007	510006	28808	521676	100052	33
6/2014	WI 7	WI 7	TR	124007	510006	28808	523034	384136	50
6/2014	WI 7	WI 7	TR	124121	510006	28808	521266	28702	9
6/2014	WI 7	WI 7	TR	124121	510006	28808	521314	28661	45
6/2014	WI 7	WI 7	TR	124121	510006	28808	523034	384136	192
6/2014	WI 7	WI 7	TR	124121	510033	28873	521172	28846	135
6/2014	WI 7	WI 7	TR	124121	510033	28873	521174	28778	95
6/2014	WI 7	WI 7	TR	124121	510033	28873	521178	28883	207
6/2014	WI 7	WI 7	TR	124121	510033	28873	521186	42139	209
6/2014	WI 7	WI 7	TR	124121	510033	28873	521196	28771	67
6/2014	WI 7	WI 7	TR	124121	510033	28873	521240	28759	170
6/2014	WI 7	WI 7	TR	124121	510033	28873	521262	36868	362
6/2014	WI 7	WI 7	TR	124121	510033	28873	521266	28702	454
6/2014	WI 7	WI 7	TR	124121	510033	28873	521298	28736	15
6/2014	WI 7	WI 7	TR	124121	510033	28873	521314	28661	4,776
6/2014	WI 7	WI 7	TR	124121	510033	28873	521350	28660	120
6/2014	WI 7	WI 7	TR	124121	510033	28873	521784	28720	2
6/2014	WI 7	WI 7	TR	124121	510033	28873	523032	384134	75

ANR Pipeline Company Transportation Services Fuel By Route Analysis
--

VASCR351

 Reporting Year: *January - December 2014*
 Production Period: **06/2014**

<u>Production Period</u>	<u>Receipt Segment</u>	<u>Delivery Segment</u>	<u>Service Class</u>	<u>Svc Req Contract</u>	<u>Receipt Location</u>	<u>Receipt Loc Prop</u>	<u>Delivery Location</u>	<u>Delivery Loc Prop</u>	<u>Fuel Quantity</u>
6/2014	WI 7	WI 7	TR	124121	510033	28873	523034	384136	479
6/2014	WI 7	WI 7	TR	124124	510006	28808	521252	28779	35
6/2014	WI 7	WI 7	TR	124124	510006	28808	521784	28720	77
6/2014	WI 7	WI 7	TR	124124	510033	28873	521168	28834	26
6/2014	WI 7	WI 7	TR	124124	510033	28873	521172	28846	878
6/2014	WI 7	WI 7	TR	124124	510033	28873	521174	28778	73
6/2014	WI 7	WI 7	TR	124124	510033	28873	521198	28782	29
6/2014	WI 7	WI 7	TR	124124	510033	28873	521200	28679	1
6/2014	WI 7	WI 7	TR	124124	510033	28873	521214	40197	4
6/2014	WI 7	WI 7	TR	124124	510033	28873	521218	28865	23
6/2014	WI 7	WI 7	TR	124124	510033	28873	521230	28819	91
6/2014	WI 7	WI 7	TR	124124	510033	28873	521240	28759	36
6/2014	WI 7	WI 7	TR	124124	510033	28873	521246	28844	107
6/2014	WI 7	WI 7	TR	124124	510033	28873	521252	28779	630
6/2014	WI 7	WI 7	TR	124124	510033	28873	521260	36867	87
6/2014	WI 7	WI 7	TR	124124	510033	28873	521266	28702	54
6/2014	WI 7	WI 7	TR	124124	510033	28873	521288	28670	12
6/2014	WI 7	WI 7	TR	124124	510033	28873	521298	28736	65
6/2014	WI 7	WI 7	TR	124124	510033	28873	521314	28661	137
6/2014	WI 7	WI 7	TR	124124	510033	28873	521316	28831	37
6/2014	WI 7	WI 7	TR	124124	510033	28873	521324	28794	86
6/2014	WI 7	WI 7	TR	124124	510033	28873	521336	28738	113
6/2014	WI 7	WI 7	TR	124124	510033	28873	521374	28662	58
6/2014	WI 7	WI 7	TR	124124	510033	28873	521784	28720	529
6/2014	WI 7	WI 7	TR	124124	510033	28873	521814	36934	200
6/2014	WI 7	WI 7	TR	124124	510033	28873	523041	395460	349
6/2014	WI 7	WI 7	TR	124125	510006	28808	523034	384136	125
6/2014	WI 7	WI 7	TR	124143	510033	28873	523032	384134	12
6/2014	WI 7	WI 7	TR	124143	510033	28873	523034	384136	80
6/2014	WI 7	WI 7	TR	124579	510006	28808	521654	284917	65
6/2014	WI 7	WI 7	TR	124579	510006	28808	523032	384134	714
6/2014	WI 7	WI 7	TR	124579	521650	269472	523034	384136	89
6/2014	WI 7	WI 7	TR	124708	510006	28808	523032	384134	21

**ANR Pipeline Company
Transportation Services
Fuel By Route Analysis**

VASCR351

Reporting Year: *January - December 2014*
Production Period: 06/2014

<u>Production Period</u>	<u>Receipt Segment</u>	<u>Delivery Segment</u>	<u>Service Class</u>	<u>Svc Req Contract</u>	<u>Receipt Location</u>	<u>Receipt Loc Prop</u>	<u>Delivery Location</u>	<u>Delivery Loc Prop</u>	<u>Fuel Quantity</u>
6/2014	WI 7	WI 7	TR	124708	521650	269472	523034	384136	31
6/2014	WI 7	WI 7	TR	124782	521650	269472	523034	384136	68
Segment									34,121
Total for 06/2014									1,788,603

ANR Pipeline Company Transportation Services Fuel By Route Analysis

VASCR351

 Reporting Year: *January - December 2014*
 Production Period: **07/2014**

<u>Production Period</u>	<u>Receipt Segment</u>	<u>Delivery Segment</u>	<u>Service Class</u>	<u>Svc Req Contract</u>	<u>Receipt Location</u>	<u>Receipt Loc Prop</u>	<u>Delivery Location</u>	<u>Delivery Loc Prop</u>	<u>Fuel Quantity</u>
7/2014	ME 2	ME 2	TR	114655	505226	153719	521044	261572	12
7/2014	ME 2	ME 2	TR	121148	513090	927982	521660	153751	198
7/2014	ME 2	ME 2	TR	123706	513054	467676	521668	22975	15
7/2014	ME 2	ME 2	TR	123706	513087	924935	521668	22975	149
7/2014	ME 2	ME 2	TR	124173	513090	927982	523009	312115	434
7/2014	ME 2	ME 2	TR	124686	513090	927982	521660	153751	148
Segment									956
7/2014	ME 2	ME 3	TR	111963	513084	803184	521626	40184	2,618
7/2014	ME 2	ME 3	TR	118249	513084	803184	521620	16118	1,488
7/2014	ME 2	ME 3	TR	120144	513087	924935	521626	40184	1,055
7/2014	ME 2	ME 3	TR	123138	513090	927982	521010	40186	1,759
7/2014	ME 2	ME 3	TR	123138	513090	927982	521530	4274	28
7/2014	ME 2	ME 3	TR	124076	513084	803184	521620	16118	4,191
7/2014	ME 2	ME 3	TR	124124	513084	803184	521010	40186	770
7/2014	ME 2	ME 3	TR	124124	513084	803184	521626	40184	209
7/2014	ME 2	ME 3	TR	124129	513084	803184	521092	4475	907
7/2014	ME 2	ME 3	TR	124129	513084	803184	521620	16118	186
7/2014	ME 2	ME 3	TR	124206	513084	803184	521552	16265	62
7/2014	ME 2	ME 3	TR	124415	505233	154017	521626	40184	31
7/2014	ME 2	ME 3	TR	124525	505233	154017	521626	40184	31
7/2014	ME 2	ME 3	TR	124560	505233	154017	521626	40184	93
7/2014	ME 2	ME 3	TR	124777	513084	803184	505238	174721	1,859
7/2014	ME 2	ME 3	TR	124777	513084	803184	521626	40184	58
7/2014	ME 2	ME 3	TR	124777	513087	924935	521626	40184	1,363
7/2014	ME 2	ME 3	TR	124783	513090	927982	523038	398767	113
Segment									16,821
7/2014	ME 2	MI 7	TR	106308	521594	20666	505038	153808	93
7/2014	ME 2	MI 7	TR	110024	513084	803184	505038	153808	7,538
7/2014	ME 2	MI 7	TR	110024	513084	803184	521118	11578	3,650
7/2014	ME 2	MI 7	TR	113650	513084	803184	521116	42078	14,112
7/2014	ME 2	MI 7	TR	113650	513084	803184	521932	138744	458
7/2014	ME 2	MI 7	TR	114746	513084	803184	521116	42078	964

**ANR Pipeline Company
 Transportation Services
 Fuel By Route Analysis**
VASCR351

 Reporting Year: *January - December 2014*
 Production Period: 07/2014

<u>Production Period</u>	<u>Receipt Segment</u>	<u>Delivery Segment</u>	<u>Service Class</u>	<u>Svc Req Contract</u>	<u>Receipt Location</u>	<u>Receipt Loc Prop</u>	<u>Delivery Location</u>	<u>Delivery Loc Prop</u>	<u>Fuel Quantity</u>
7/2014	ME 2	MI 7	TR	115942	513084	803184	521116	42078	2,294
7/2014	ME 2	MI 7	TR	117783	513090	927982	521116	42078	3,109
7/2014	ME 2	MI 7	TR	117783	513090	927982	521634	11566	22
7/2014	ME 2	MI 7	TR	118249	513084	803184	521622	110850	2,232
7/2014	ME 2	MI 7	TR	118903	513090	927982	521116	42078	25,338
7/2014	ME 2	MI 7	TR	119817	513066	702777	521116	42078	480
7/2014	ME 2	MI 7	TR	119986	513084	803184	505038	153808	8,310
7/2014	ME 2	MI 7	TR	120139	513084	803184	521116	42078	46
7/2014	ME 2	MI 7	TR	120144	513084	803184	521116	42078	6
7/2014	ME 2	MI 7	TR	120144	513084	803184	521634	11566	515
7/2014	ME 2	MI 7	TR	120144	513087	924935	521074	40470	66
7/2014	ME 2	MI 7	TR	120144	513087	924935	521080	138675	2
7/2014	ME 2	MI 7	TR	120144	513087	924935	521116	42078	2,921
7/2014	ME 2	MI 7	TR	120144	513087	924935	521118	11578	147
7/2014	ME 2	MI 7	TR	120144	513087	924935	521122	11751	9
7/2014	ME 2	MI 7	TR	120144	513087	924935	521124	11562	28
7/2014	ME 2	MI 7	TR	120144	513087	924935	521138	11680	18
7/2014	ME 2	MI 7	TR	120144	513087	924935	521142	40477	136
7/2014	ME 2	MI 7	TR	120144	513087	924935	521144	11580	116
7/2014	ME 2	MI 7	TR	120144	513087	924935	521146	11785	39
7/2014	ME 2	MI 7	TR	120144	513087	924935	521154	11574	10
7/2014	ME 2	MI 7	TR	120144	513087	924935	521156	11572	4
7/2014	ME 2	MI 7	TR	120144	513087	924935	521158	11581	20
7/2014	ME 2	MI 7	TR	120144	513087	924935	521162	11748	344
7/2014	ME 2	MI 7	TR	120144	513087	924935	521634	11566	9,557
7/2014	ME 2	MI 7	TR	120144	513087	924935	521670	40468	25
7/2014	ME 2	MI 7	TR	120144	513087	924935	523052	467243	70
7/2014	ME 2	MI 7	TR	120948	513066	702777	521116	42078	12
7/2014	ME 2	MI 7	TR	120948	513084	803184	521116	42078	31
7/2014	ME 2	MI 7	TR	120948	513087	924935	521116	42078	177
7/2014	ME 2	MI 7	TR	123138	513090	927982	505038	153808	175
7/2014	ME 2	MI 7	TR	123566	513084	803184	521588	40481	2,977
7/2014	ME 2	MI 7	TR	124023	513084	803184	505038	153808	6,966

ANR Pipeline Company Transportation Services Fuel By Route Analysis

VASCR351

Reporting Year: *January - December 2014*
 Production Period: 07/2014

<u>Production Period</u>	<u>Receipt Segment</u>	<u>Delivery Segment</u>	<u>Service Class</u>	<u>Svc Req Contract</u>	<u>Receipt Location</u>	<u>Receipt Loc Prop</u>	<u>Delivery Location</u>	<u>Delivery Loc Prop</u>	<u>Fuel Quantity</u>
7/2014	ME 2	MI 7	TR	124023	513084	803184	521116	42078	319
7/2014	ME 2	MI 7	TR	124076	513084	803184	521116	42078	1,350
7/2014	ME 2	MI 7	TR	124076	513084	803184	521622	110850	7,276
7/2014	ME 2	MI 7	TR	124122	513090	927982	505038	153808	4,433
7/2014	ME 2	MI 7	TR	124124	513084	803184	505038	153808	4,995
7/2014	ME 2	MI 7	TR	124124	513084	803184	521074	40470	103
7/2014	ME 2	MI 7	TR	124124	513084	803184	521948	4492	6
7/2014	ME 2	MI 7	TR	124126	513084	803184	521116	42078	2,869
7/2014	ME 2	MI 7	TR	124126	513084	803184	521942	198847	4,598
7/2014	ME 2	MI 7	TR	124129	513084	803184	521116	42078	5,743
7/2014	ME 2	MI 7	TR	124129	513084	803184	521622	110850	310
7/2014	ME 2	MI 7	TR	124134	513084	803184	521116	42078	7,471
7/2014	ME 2	MI 7	TR	124135	513084	803184	505038	153808	137
7/2014	ME 2	MI 7	TR	124135	513084	803184	521116	42078	11,054
7/2014	ME 2	MI 7	TR	124180	513084	803184	521116	42078	22,382
7/2014	ME 2	MI 7	TR	124206	513084	803184	505020	139252	62
7/2014	ME 2	MI 7	TR	124416	505233	154017	505038	153808	93
7/2014	ME 2	MI 7	TR	124417	505233	154017	505038	153808	31
7/2014	ME 2	MI 7	TR	124418	505233	154017	521932	138744	93
7/2014	ME 2	MI 7	TR	124523	505233	154017	505038	153808	31
7/2014	ME 2	MI 7	TR	124526	505233	154017	521932	138744	62
7/2014	ME 2	MI 7	TR	124527	505233	154017	505038	153808	62
7/2014	ME 2	MI 7	TR	124528	505233	154017	505038	153808	31
7/2014	ME 2	MI 7	TR	124561	505233	154017	505038	153808	93
7/2014	ME 2	MI 7	TR	124562	505233	154017	521932	138744	62
7/2014	ME 2	MI 7	TR	124563	505233	154017	505038	153808	31
7/2014	ME 2	MI 7	TR	124709	505233	154017	521932	138744	31
7/2014	ME 2	MI 7	TR	124723	505233	154017	505038	153808	93
7/2014	ME 2	MI 7	TR	124777	513084	803184	521116	42078	157
7/2014	ME 2	MI 7	TR	124777	513084	803184	521634	11566	2,886
7/2014	ME 2	MI 7	TR	124777	513087	924935	521116	42078	1,135
7/2014	ME 2	MI 7	TR	124798	513084	803184	505017	139249	13,719

Segment
184,735

**ANR Pipeline Company
Transportation Services
Fuel By Route Analysis**

VASCR351

Reporting Year: *January - December 2014*
Production Period: 07/2014

<u>Production Period</u>	<u>Receipt Segment</u>	<u>Delivery Segment</u>	<u>Service Class</u>	<u>Svc Req Contract</u>	<u>Receipt Location</u>	<u>Receipt Loc Prop</u>	<u>Delivery Location</u>	<u>Delivery Loc Prop</u>	<u>Fuel Quantity</u>
7/2014	ME 2	WI 7	TR	820	513084	803184	505025	139257	3,689
7/2014	ME 2	WI 7	TR	124129	513084	803184	523034	384136	12
	Segment								3,701
7/2014	ME 3	ME 3	TR	110505	513085	742252	520005	15672	51
7/2014	ME 3	ME 3	TR	110506	513085	742252	520005	15672	161
7/2014	ME 3	ME 3	TR	110506	513085	742252	520027	295956	20
7/2014	ME 3	ME 3	TR	110507	513085	742252	520005	15672	2,446
7/2014	ME 3	ME 3	TR	110507	513085	742252	520018	22986	527
7/2014	ME 3	ME 3	TR	110507	513085	742252	520026	38843	19
7/2014	ME 3	ME 3	TR	110507	513085	742252	520027	295956	241
7/2014	ME 3	ME 3	TR	110507	513085	742252	521552	16265	93
7/2014	ME 3	ME 3	TR	110884	513085	742252	521620	16118	8,019
7/2014	ME 3	ME 3	TR	110885	513085	742252	505564	1389346	2,020
7/2014	ME 3	ME 3	TR	110885	513085	742252	520018	22986	682
7/2014	ME 3	ME 3	TR	110885	513085	742252	521010	40186	783
7/2014	ME 3	ME 3	TR	110885	513085	742252	521528	4351	592
7/2014	ME 3	ME 3	TR	110885	513085	742252	521534	138745	20
7/2014	ME 3	ME 3	TR	110885	513085	742252	521572	40455	395
7/2014	ME 3	ME 3	TR	110885	513085	742252	521576	40189	31
7/2014	ME 3	ME 3	TR	110885	513085	742252	521620	16118	465
7/2014	ME 3	ME 3	TR	110885	513085	742252	521626	40184	1,398
7/2014	ME 3	ME 3	TR	113877	513085	742252	521010	40186	8
7/2014	ME 3	ME 3	TR	113880	513085	742252	521010	40186	6
7/2014	ME 3	ME 3	TR	113884	513085	742252	521010	40186	108
7/2014	ME 3	ME 3	TR	113915	513085	742252	521010	40186	12
7/2014	ME 3	ME 3	TR	113922	513085	742252	521010	40186	19
7/2014	ME 3	ME 3	TR	113922	513085	742252	521528	4351	43
7/2014	ME 3	ME 3	TR	113987	513085	742252	521010	40186	87
7/2014	ME 3	ME 3	TR	114746	513125	1387755	521010	40186	366
7/2014	ME 3	ME 3	TR	114746	513125	1387755	521626	40184	1,791
7/2014	ME 3	ME 3	TR	115126	505227	153721	505564	1389346	64
7/2014	ME 3	ME 3	TR	118863	505227	153721	521986	277052	251
7/2014	ME 3	ME 3	TR	120104	510009	138660	521010	40186	73

ANR Pipeline Company Transportation Services Fuel By Route Analysis

VASCR351

Reporting Year: *January - December 2014*
 Production Period: 07/2014

<u>Production Period</u>	<u>Receipt Segment</u>	<u>Delivery Segment</u>	<u>Service Class</u>	<u>Svc Req Contract</u>	<u>Receipt Location</u>	<u>Receipt Loc Prop</u>	<u>Delivery Location</u>	<u>Delivery Loc Prop</u>	<u>Fuel Quantity</u>
7/2014	ME 3	ME 3	TR	120104	510038	48639	521010	40186	17
7/2014	ME 3	ME 3	TR	121075	513085	742252	521620	16118	458
7/2014	ME 3	ME 3	TR	123138	510008	38224	521010	40186	3
7/2014	ME 3	ME 3	TR	124124	513125	1387755	521572	40455	11
7/2014	ME 3	ME 3	TR	124186	513085	742252	520027	295956	217
7/2014	ME 3	ME 3	TR	124186	513085	742252	521092	4475	106
7/2014	ME 3	ME 3	TR	124186	513085	742252	521534	138745	18
7/2014	ME 3	ME 3	TR	124783	505227	153721	523038	398767	26
7/2014	ME 3	ME 3	TR	124827	513085	742252	521092	4475	39
7/2014	ME 3	ME 3	TR	124827	513085	742252	521572	40455	54
7/2014	ME 3	ME 3	TR	124828	513085	742252	521092	4475	65
7/2014	ME 3	ME 3	TR	124828	513085	742252	521572	40455	90
	Segment								21,895
7/2014	ME 3	MI 7	TR	1700	505008	139236	505038	153808	175
7/2014	ME 3	MI 7	TR	15400	505032	139374	505038	153808	246
7/2014	ME 3	MI 7	TR	109718	510008	38224	505038	153808	10,013
7/2014	ME 3	MI 7	TR	110885	510009	138660	521116	42078	3,496
7/2014	ME 3	MI 7	TR	110885	510009	138660	521634	11566	62
7/2014	ME 3	MI 7	TR	110885	513085	742252	521116	42078	10,313
7/2014	ME 3	MI 7	TR	110885	513085	742252	521634	11566	9
7/2014	ME 3	MI 7	TR	110885	513085	742252	521948	4492	60
7/2014	ME 3	MI 7	TR	110889	513085	742252	521074	40470	166
7/2014	ME 3	MI 7	TR	110889	513085	742252	521116	42078	2,188
7/2014	ME 3	MI 7	TR	110889	513085	742252	521138	11680	105
7/2014	ME 3	MI 7	TR	110889	513085	742252	521962	139401	8
7/2014	ME 3	MI 7	TR	111288	505007	139235	505038	153808	27
7/2014	ME 3	MI 7	TR	111928	513085	742252	521116	42078	4,980
7/2014	ME 3	MI 7	TR	113877	513085	742252	521074	40470	4
7/2014	ME 3	MI 7	TR	113877	513085	742252	521116	42078	8
7/2014	ME 3	MI 7	TR	113877	513085	742252	521118	11578	96
7/2014	ME 3	MI 7	TR	113877	513085	742252	521144	11580	6
7/2014	ME 3	MI 7	TR	113877	513085	742252	521156	11572	12
7/2014	ME 3	MI 7	TR	113877	513085	742252	521634	11566	323

**ANR Pipeline Company
 Transportation Services
 Fuel By Route Analysis**

VASCR351

Reporting Year: *January - December 2014*
 Production Period: 07/2014

<u>Production Period</u>	<u>Receipt Segment</u>	<u>Delivery Segment</u>	<u>Service Class</u>	<u>Svc Req Contract</u>	<u>Receipt Location</u>	<u>Receipt Loc Prop</u>	<u>Delivery Location</u>	<u>Delivery Loc Prop</u>	<u>Fuel Quantity</u>
7/2014	ME 3	MI 7	TR	113877	513085	742252	523052	467243	8
7/2014	ME 3	MI 7	TR	113878	513085	742252	521118	11578	146
7/2014	ME 3	MI 7	TR	113878	513085	742252	521144	11580	116
7/2014	ME 3	MI 7	TR	113878	513085	742252	521634	11566	111
7/2014	ME 3	MI 7	TR	113878	513085	742252	521670	40468	30
7/2014	ME 3	MI 7	TR	113880	513085	742252	521116	42078	2
7/2014	ME 3	MI 7	TR	113880	513085	742252	521142	40477	50
7/2014	ME 3	MI 7	TR	113880	513085	742252	521144	11580	6
7/2014	ME 3	MI 7	TR	113880	513085	742252	521146	11785	18
7/2014	ME 3	MI 7	TR	113880	513085	742252	521634	11566	276
7/2014	ME 3	MI 7	TR	113880	513085	742252	523052	467243	14
7/2014	ME 3	MI 7	TR	113884	513085	742252	521116	42078	4
7/2014	ME 3	MI 7	TR	113884	513085	742252	521118	11578	17
7/2014	ME 3	MI 7	TR	113884	513085	742252	521142	40477	30
7/2014	ME 3	MI 7	TR	113884	513085	742252	521144	11580	42
7/2014	ME 3	MI 7	TR	113884	513085	742252	521162	11748	9
7/2014	ME 3	MI 7	TR	113884	513085	742252	521634	11566	98
7/2014	ME 3	MI 7	TR	113884	513085	742252	521670	40468	369
7/2014	ME 3	MI 7	TR	113884	513085	742252	523052	467243	5
7/2014	ME 3	MI 7	TR	113886	513085	742252	521634	11566	187
7/2014	ME 3	MI 7	TR	113886	513085	742252	523052	467243	30
7/2014	ME 3	MI 7	TR	113904	513085	742252	521118	11578	4
7/2014	ME 3	MI 7	TR	113904	513085	742252	521156	11572	106
7/2014	ME 3	MI 7	TR	113904	513085	742252	521634	11566	90
7/2014	ME 3	MI 7	TR	113904	513085	742252	521670	40468	48
7/2014	ME 3	MI 7	TR	113915	513085	742252	521074	40470	30
7/2014	ME 3	MI 7	TR	113915	513085	742252	521118	11578	9
7/2014	ME 3	MI 7	TR	113915	513085	742252	521144	11580	22
7/2014	ME 3	MI 7	TR	113915	513085	742252	521156	11572	24
7/2014	ME 3	MI 7	TR	113915	513085	742252	521162	11748	8
7/2014	ME 3	MI 7	TR	113915	513085	742252	521634	11566	298
7/2014	ME 3	MI 7	TR	113919	513085	742252	521116	42078	1
7/2014	ME 3	MI 7	TR	113919	513085	742252	521634	11566	371

**ANR Pipeline Company
 Transportation Services
 Fuel By Route Analysis**

VASCR351

Reporting Year: *January - December 2014*
 Production Period: **07/2014**

<u>Production Period</u>	<u>Receipt Segment</u>	<u>Delivery Segment</u>	<u>Service Class</u>	<u>Svc Req Contract</u>	<u>Receipt Location</u>	<u>Receipt Loc Prop</u>	<u>Delivery Location</u>	<u>Delivery Loc Prop</u>	<u>Fuel Quantity</u>
7/2014	ME 3	MI 7	TR	113922	513085	742252	521074	40470	179
7/2014	ME 3	MI 7	TR	113922	513085	742252	521116	42078	338
7/2014	ME 3	MI 7	TR	113922	513085	742252	521118	11578	269
7/2014	ME 3	MI 7	TR	113922	513085	742252	521142	40477	11
7/2014	ME 3	MI 7	TR	113922	513085	742252	521144	11580	35
7/2014	ME 3	MI 7	TR	113922	513085	742252	521146	11785	39
7/2014	ME 3	MI 7	TR	113922	513085	742252	521156	11572	101
7/2014	ME 3	MI 7	TR	113922	513085	742252	521634	11566	97
7/2014	ME 3	MI 7	TR	113922	513085	742252	521678	140834	8
7/2014	ME 3	MI 7	TR	113922	513085	742252	521962	139401	101
7/2014	ME 3	MI 7	TR	113930	513085	742252	521634	11566	403
7/2014	ME 3	MI 7	TR	113933	513085	742252	521634	11566	248
7/2014	ME 3	MI 7	TR	113936	513085	742252	521634	11566	217
7/2014	ME 3	MI 7	TR	113937	513085	742252	521634	11566	434
7/2014	ME 3	MI 7	TR	113944	513085	742252	521634	11566	341
7/2014	ME 3	MI 7	TR	113945	513085	742252	521634	11566	434
7/2014	ME 3	MI 7	TR	113976	513085	742252	521634	11566	279
7/2014	ME 3	MI 7	TR	113987	513085	742252	521074	40470	63
7/2014	ME 3	MI 7	TR	113987	513085	742252	521118	11578	215
7/2014	ME 3	MI 7	TR	113987	513085	742252	521142	40477	133
7/2014	ME 3	MI 7	TR	113987	513085	742252	521144	11580	54
7/2014	ME 3	MI 7	TR	113987	513085	742252	521146	11785	78
7/2014	ME 3	MI 7	TR	113987	513085	742252	521156	11572	48
7/2014	ME 3	MI 7	TR	113987	513085	742252	521162	11748	48
7/2014	ME 3	MI 7	TR	113987	513085	742252	521634	11566	633
7/2014	ME 3	MI 7	TR	113987	513085	742252	521670	40468	47
7/2014	ME 3	MI 7	TR	113987	513085	742252	523052	467243	113
7/2014	ME 3	MI 7	TR	114015	513085	742252	521634	11566	496
7/2014	ME 3	MI 7	TR	114746	513085	742252	521116	42078	234
7/2014	ME 3	MI 7	TR	114746	513125	1387755	505038	153808	217
7/2014	ME 3	MI 7	TR	114746	513125	1387755	521074	40470	30
7/2014	ME 3	MI 7	TR	114746	513125	1387755	521116	42078	4,376
7/2014	ME 3	MI 7	TR	114746	513125	1387755	521140	11749	10

**ANR Pipeline Company
 Transportation Services
 Fuel By Route Analysis**

VASCR351

Reporting Year: *January - December 2014*
 Production Period: 07/2014

<u>Production Period</u>	<u>Receipt Segment</u>	<u>Delivery Segment</u>	<u>Service Class</u>	<u>Svc Req Contract</u>	<u>Receipt Location</u>	<u>Receipt Loc Prop</u>	<u>Delivery Location</u>	<u>Delivery Loc Prop</u>	<u>Fuel Quantity</u>
7/2014	ME 3	MI 7	TR	118903	513085	742252	521116	42078	7,878
7/2014	ME 3	MI 7	TR	120903	513085	742252	523008	312117	134
7/2014	ME 3	MI 7	TR	123138	505012	139240	505038	153808	175
7/2014	ME 3	MI 7	TR	123138	510008	38224	505038	153808	3,723
7/2014	ME 3	MI 7	TR	123966	513085	742252	505108	243097	12,969
7/2014	ME 3	MI 7	TR	124050	510009	138660	521116	42078	264
7/2014	ME 3	MI 7	TR	124050	513085	742252	505038	153808	366
7/2014	ME 3	MI 7	TR	124050	513085	742252	521116	42078	22,357
7/2014	ME 3	MI 7	TR	124054	510009	138660	521116	42078	264
7/2014	ME 3	MI 7	TR	124054	513085	742252	521116	42078	22,992
7/2014	ME 3	MI 7	TR	124077	510009	138660	521116	42078	22
7/2014	ME 3	MI 7	TR	124077	513085	742252	505038	153808	47
7/2014	ME 3	MI 7	TR	124077	513085	742252	521116	42078	1,410
7/2014	ME 3	MI 7	TR	124124	513125	1387755	505038	153808	3,471
7/2014	ME 3	MI 7	TR	124196	513125	1387755	521116	42078	1,126
7/2014	ME 3	MI 7	TR	124197	513125	1387755	521116	42078	196
7/2014	ME 3	MI 7	TR	124278	513085	742252	521116	42078	4,836
7/2014	ME 3	MI 7	TR	124769	513125	1387755	505038	153808	7,915
7/2014	ME 3	MI 7	TR	124769	513125	1387755	521008	11616	4,898
7/2014	ME 3	MI 7	TR	124769	513125	1387755	521116	42078	555
7/2014	ME 3	MI 7	TR	124769	513125	1387755	521118	11578	62
7/2014	ME 3	MI 7	TR	124769	513125	1387755	521122	11751	190
7/2014	ME 3	MI 7	TR	124769	513125	1387755	521124	11562	31
7/2014	ME 3	MI 7	TR	124769	513125	1387755	521138	11680	62
7/2014	ME 3	MI 7	TR	124769	513125	1387755	521142	40477	248
7/2014	ME 3	MI 7	TR	124769	513125	1387755	521144	11580	155
7/2014	ME 3	MI 7	TR	124769	513125	1387755	521146	11785	31
7/2014	ME 3	MI 7	TR	124769	513125	1387755	521160	11590	186
7/2014	ME 3	MI 7	TR	124769	513125	1387755	521670	40468	70
7/2014	ME 3	MI 7	TR	124769	513125	1387755	523008	312117	158
7/2014	ME 3	MI 7	TR	124769	513125	1387755	523052	467243	155
7/2014	ME 3	MI 7	TR	124770	513085	742252	521116	42078	667
7/2014	ME 3	MI 7	TR	124770	513125	1387755	521116	42078	13,392

ANR Pipeline Company Transportation Services Fuel By Route Analysis

VASCR351

Reporting Year: *January - December 2014*
 Production Period: **07/2014**

<u>Production Period</u>	<u>Receipt Segment</u>	<u>Delivery Segment</u>	<u>Service Class</u>	<u>Svc Req Contract</u>	<u>Receipt Location</u>	<u>Receipt Loc Prop</u>	<u>Delivery Location</u>	<u>Delivery Loc Prop</u>	<u>Fuel Quantity</u>
7/2014	ME 3	MI 7	TR	124770	513125	1387755	521604	150409	589
7/2014	ME 3	MI 7	TR	124771	513125	1387755	505038	153808	3,539
7/2014	ME 3	MI 7	TR	124771	513125	1387755	521030	282436	79
7/2014	ME 3	MI 7	TR	124771	513125	1387755	521690	40892	5,955
7/2014	ME 3	MI 7	TR	124771	513125	1387755	523008	312117	238
7/2014	ME 3	MI 7	TR	124772	513125	1387755	521116	42078	7,966
7/2014	ME 3	MI 7	TR	124772	513125	1387755	521634	11566	1,858
7/2014	ME 3	MI 7	TR	124798	513125	1387755	505017	139249	1,947
7/2014	ME 3	MI 7	TR	124920	513125	1387755	521116	42078	143
7/2014	ME 3	MI 7	TR	124921	513125	1387755	521116	42078	127
7/2014	ME 3	MI 7	TR	124922	513125	1387755	521116	42078	121
7/2014	ME 3	MI 7	TS	120642	505563	1389347	505038	153808	83
Segment									178,855
7/2014	ME 3	WI 7	TR	124054	513085	742252	523034	384136	1,188
7/2014	ME 3	WI 7	TR	124196	513125	1387755	523032	384134	69
7/2014	ME 3	WI 7	TR	124196	513125	1387755	523035	387791	510
7/2014	ME 3	WI 7	TR	124197	513125	1387755	523035	387791	49
Segment									1,816
7/2014	MI 7	ME 3	TR	109956	510005	246067	521638	153767	18
7/2014	MI 7	ME 3	TR	109956	511136	277072	521638	153767	500
7/2014	MI 7	ME 3	TR	111288	505038	153808	505007	139235	24
7/2014	MI 7	ME 3	TR	112835	510005	246067	521010	40186	28
7/2014	MI 7	ME 3	TR	112835	510005	246067	521540	4223	5
7/2014	MI 7	ME 3	TR	112835	510005	246067	521552	16265	1
7/2014	MI 7	ME 3	TR	112835	510005	246067	521626	40184	4
7/2014	MI 7	ME 3	TR	112835	511136	277072	521010	40186	780
7/2014	MI 7	ME 3	TR	112835	511136	277072	521540	4223	94
7/2014	MI 7	ME 3	TR	112835	511136	277072	521552	16265	30
7/2014	MI 7	ME 3	TR	122029	510005	246067	521626	40184	94
7/2014	MI 7	ME 3	TR	122029	511136	277072	521626	40184	2,311
7/2014	MI 7	ME 3	TR	123138	505038	153808	505012	139240	21
7/2014	MI 7	ME 3	TR	124584	510005	246067	521638	153767	5

ANR Pipeline Company Transportation Services Fuel By Route Analysis

VASCR351

Reporting Year: *January - December 2014*
 Production Period: 07/2014

<u>Production Period</u>	<u>Receipt Segment</u>	<u>Delivery Segment</u>	<u>Service Class</u>	<u>Svc Req Contract</u>	<u>Receipt Location</u>	<u>Receipt Loc Prop</u>	<u>Delivery Location</u>	<u>Delivery Loc Prop</u>	<u>Fuel Quantity</u>
7/2014	MI 7	ME 3	TR	124584	511136	277072	521638	153767	119
7/2014	MI 7	ME 3	TS	109138	505038	153808	505011	139239	17
7/2014	MI 7	ME 3	TS	120642	505038	153808	505563	1389347	50
	Segment								4,101
7/2014	MI 7	MI 7	TR	107879	505108	243097	505038	153808	1,721
7/2014	MI 7	MI 7	TR	107895	511136	277072	505038	153808	451
7/2014	MI 7	MI 7	TR	107895	511136	277072	521008	11616	127
7/2014	MI 7	MI 7	TR	109014	505038	153808	505131	295958	8
7/2014	MI 7	MI 7	TR	109014	505131	295958	505038	153808	2,092
7/2014	MI 7	MI 7	TR	109024	510005	246067	505038	153808	4,431
7/2014	MI 7	MI 7	TR	109212	505108	243097	505038	153808	1,758
7/2014	MI 7	MI 7	TR	109223	511136	277072	505038	153808	1,655
7/2014	MI 7	MI 7	TR	109511	511144	48642	505038	153808	971
7/2014	MI 7	MI 7	TR	109595	505038	153808	505019	139251	196
7/2014	MI 7	MI 7	TR	109974	511136	277072	505038	153808	137
7/2014	MI 7	MI 7	TR	110019	505038	153808	505018	139250	525
7/2014	MI 7	MI 7	TR	110024	505038	153808	521634	11566	18
7/2014	MI 7	MI 7	TR	110885	505108	243097	521116	42078	101
7/2014	MI 7	MI 7	TR	110885	505108	243097	521634	11566	81
7/2014	MI 7	MI 7	TR	110885	511136	277072	505038	153808	273
7/2014	MI 7	MI 7	TR	110885	511136	277072	521116	42078	645
7/2014	MI 7	MI 7	TR	110885	511136	277072	521634	11566	9
7/2014	MI 7	MI 7	TR	110885	511144	48642	505038	153808	13,154
7/2014	MI 7	MI 7	TR	110904	505108	243097	505038	153808	745
7/2014	MI 7	MI 7	TR	110904	510005	246067	505038	153808	1,423
7/2014	MI 7	MI 7	TR	110904	511136	277072	505038	153808	91
7/2014	MI 7	MI 7	TR	111297	511136	277072	505038	153808	107
7/2014	MI 7	MI 7	TR	111310	505038	153808	505028	139366	340
7/2014	MI 7	MI 7	TR	111730	511136	277072	505038	153808	152
7/2014	MI 7	MI 7	TR	111813	505108	243097	505038	153808	353
7/2014	MI 7	MI 7	TR	111813	510005	246067	505038	153808	576
7/2014	MI 7	MI 7	TR	111813	511136	277072	505038	153808	222
7/2014	MI 7	MI 7	TR	111813	511136	277072	521116	42078	180

**ANR Pipeline Company
 Transportation Services
 Fuel By Route Analysis**

VASCR351

Reporting Year: *January - December 2014*
 Production Period: 07/2014

<u>Production Period</u>	<u>Receipt Segment</u>	<u>Delivery Segment</u>	<u>Service Class</u>	<u>Svc Req Contract</u>	<u>Receipt Location</u>	<u>Receipt Loc Prop</u>	<u>Delivery Location</u>	<u>Delivery Loc Prop</u>	<u>Fuel Quantity</u>
7/2014	MI 7	MI 7	TR	111910	505108	243097	521118	11578	3
7/2014	MI 7	MI 7	TR	111910	505108	243097	521138	11680	3
7/2014	MI 7	MI 7	TR	111910	505108	243097	521634	11566	34
7/2014	MI 7	MI 7	TR	111910	505108	243097	521678	140834	1
7/2014	MI 7	MI 7	TR	111910	505108	243097	521962	139401	2
7/2014	MI 7	MI 7	TR	111910	511136	277072	521116	42078	1,368
7/2014	MI 7	MI 7	TR	111910	511136	277072	521118	11578	69
7/2014	MI 7	MI 7	TR	111910	511136	277072	521138	11680	89
7/2014	MI 7	MI 7	TR	111910	511136	277072	521678	140834	30
7/2014	MI 7	MI 7	TR	111910	511136	277072	521962	139401	74
7/2014	MI 7	MI 7	TR	111910	511158	48644	505038	153808	45
7/2014	MI 7	MI 7	TR	111928	510005	246067	521116	42078	2,160
7/2014	MI 7	MI 7	TR	111928	511136	277072	521008	11616	47
7/2014	MI 7	MI 7	TR	111928	511136	277072	521116	42078	274
7/2014	MI 7	MI 7	TR	111973	511158	48644	521124	11562	589
7/2014	MI 7	MI 7	TR	112059	511136	277072	521074	40470	87
7/2014	MI 7	MI 7	TR	112059	511136	277072	521118	11578	44
7/2014	MI 7	MI 7	TR	112059	511136	277072	521122	11751	14
7/2014	MI 7	MI 7	TR	112059	511136	277072	521124	11562	180
7/2014	MI 7	MI 7	TR	112059	511136	277072	521138	11680	60
7/2014	MI 7	MI 7	TR	112059	511136	277072	521142	40477	388
7/2014	MI 7	MI 7	TR	112059	511136	277072	521144	11580	316
7/2014	MI 7	MI 7	TR	112059	511136	277072	521146	11785	28
7/2014	MI 7	MI 7	TR	112059	511136	277072	521154	11574	12
7/2014	MI 7	MI 7	TR	112059	511136	277072	521156	11572	5
7/2014	MI 7	MI 7	TR	112059	511136	277072	521158	11581	102
7/2014	MI 7	MI 7	TR	112059	511136	277072	521162	11748	61
7/2014	MI 7	MI 7	TR	112059	511136	277072	521670	40468	72
7/2014	MI 7	MI 7	TR	112059	511158	48644	505038	153808	46
7/2014	MI 7	MI 7	TR	112117	510005	246067	521116	42078	24
7/2014	MI 7	MI 7	TR	112117	510005	246067	521962	139401	22
7/2014	MI 7	MI 7	TR	112117	511136	277072	521116	42078	642
7/2014	MI 7	MI 7	TR	112117	511136	277072	521962	139401	737

ANR Pipeline Company Transportation Services Fuel By Route Analysis

VASCR351

Reporting Year: *January - December 2014*
 Production Period: **07/2014**

<u>Production Period</u>	<u>Receipt Segment</u>	<u>Delivery Segment</u>	<u>Service Class</u>	<u>Svc Req Contract</u>	<u>Receipt Location</u>	<u>Receipt Loc Prop</u>	<u>Delivery Location</u>	<u>Delivery Loc Prop</u>	<u>Fuel Quantity</u>
7/2014	MI 7	MI 7	TR	112817	505017	139249	505038	153808	1,787
7/2014	MI 7	MI 7	TR	112835	510005	246067	521116	42078	40
7/2014	MI 7	MI 7	TR	112835	510005	246067	521118	11578	1
7/2014	MI 7	MI 7	TR	112835	510005	246067	521138	11680	5
7/2014	MI 7	MI 7	TR	112835	510005	246067	521142	40477	2
7/2014	MI 7	MI 7	TR	112835	510005	246067	521144	11580	1
7/2014	MI 7	MI 7	TR	112835	510005	246067	521152	11589	2
7/2014	MI 7	MI 7	TR	112835	510005	246067	521160	11590	9
7/2014	MI 7	MI 7	TR	112835	510005	246067	521634	11566	1
7/2014	MI 7	MI 7	TR	112835	510005	246067	521670	40468	12
7/2014	MI 7	MI 7	TR	112835	510005	246067	521948	4492	14
7/2014	MI 7	MI 7	TR	112835	510005	246067	521962	139401	12
7/2014	MI 7	MI 7	TR	112835	511136	277072	521116	42078	1,260
7/2014	MI 7	MI 7	TR	112835	511136	277072	521118	11578	30
7/2014	MI 7	MI 7	TR	112835	511136	277072	521138	11680	171
7/2014	MI 7	MI 7	TR	112835	511136	277072	521142	40477	60
7/2014	MI 7	MI 7	TR	112835	511136	277072	521144	11580	30
7/2014	MI 7	MI 7	TR	112835	511136	277072	521152	11589	60
7/2014	MI 7	MI 7	TR	112835	511136	277072	521160	11590	270
7/2014	MI 7	MI 7	TR	112835	511136	277072	521634	11566	107
7/2014	MI 7	MI 7	TR	112835	511136	277072	521670	40468	388
7/2014	MI 7	MI 7	TR	112835	511136	277072	521948	4492	433
7/2014	MI 7	MI 7	TR	112835	511136	277072	521962	139401	360
7/2014	MI 7	MI 7	TR	113186	511136	277072	505038	153808	2,852
7/2014	MI 7	MI 7	TR	113336	505230	153728	521985	278172	17
7/2014	MI 7	MI 7	TR	113372	510005	246067	521116	42078	91
7/2014	MI 7	MI 7	TR	113372	510029	2610	521116	42078	192
7/2014	MI 7	MI 7	TR	113372	511136	277072	521116	42078	775
7/2014	MI 7	MI 7	TR	113498	511158	48644	505038	153808	279
7/2014	MI 7	MI 7	TR	113709	510005	246067	505038	153808	3,534
7/2014	MI 7	MI 7	TR	114122	511158	48644	521124	11562	620
7/2014	MI 7	MI 7	TR	114132	510005	246067	505038	153808	936
7/2014	MI 7	MI 7	TR	114132	511136	277072	505038	153808	3,498

**ANR Pipeline Company
 Transportation Services
 Fuel By Route Analysis**
VASCR351

 Reporting Year: *January - December 2014*
 Production Period: 07/2014

<u>Production Period</u>	<u>Receipt Segment</u>	<u>Delivery Segment</u>	<u>Service Class</u>	<u>Svc Req Contract</u>	<u>Receipt Location</u>	<u>Receipt Loc Prop</u>	<u>Delivery Location</u>	<u>Delivery Loc Prop</u>	<u>Fuel Quantity</u>
7/2014	MI 7	MI 7	TR	114132	511136	277072	521116	42078	56
7/2014	MI 7	MI 7	TR	114132	511136	277072	521634	11566	46
7/2014	MI 7	MI 7	TR	114497	505038	153808	505108	243097	4
7/2014	MI 7	MI 7	TR	114497	505038	153808	521016	4196	116
7/2014	MI 7	MI 7	TR	114497	505038	153808	521030	282436	488
7/2014	MI 7	MI 7	TR	114497	505038	153808	521690	40892	245
7/2014	MI 7	MI 7	TR	114532	510005	246067	505038	153808	13
7/2014	MI 7	MI 7	TR	114532	510005	246067	521116	42078	51
7/2014	MI 7	MI 7	TR	114532	510029	2610	505038	153808	343
7/2014	MI 7	MI 7	TR	114532	510029	2610	521116	42078	940
7/2014	MI 7	MI 7	TR	114532	510029	2610	521634	11566	111
7/2014	MI 7	MI 7	TR	114532	511136	277072	505038	153808	368
7/2014	MI 7	MI 7	TR	114532	511136	277072	521116	42078	1,219
7/2014	MI 7	MI 7	TR	114532	511136	277072	521634	11566	108
7/2014	MI 7	MI 7	TR	114567	505222	140358	505137	320550	300
7/2014	MI 7	MI 7	TR	114567	505230	153728	505137	320550	373
7/2014	MI 7	MI 7	TR	114604	505038	153808	523029	360888	9
7/2014	MI 7	MI 7	TR	114604	505230	153728	523029	360888	5
7/2014	MI 7	MI 7	TR	114824	505230	153728	521606	216654	4
7/2014	MI 7	MI 7	TR	115717	505230	153728	521054	280435	28
7/2014	MI 7	MI 7	TR	115823	505108	243097	521074	40470	2
7/2014	MI 7	MI 7	TR	115823	505108	243097	521118	11578	470
7/2014	MI 7	MI 7	TR	115823	505108	243097	521122	11751	2
7/2014	MI 7	MI 7	TR	115823	505108	243097	521124	11562	1
7/2014	MI 7	MI 7	TR	115823	505108	243097	521138	11680	27
7/2014	MI 7	MI 7	TR	115823	505108	243097	521142	40477	60
7/2014	MI 7	MI 7	TR	115823	505108	243097	521144	11580	149
7/2014	MI 7	MI 7	TR	115823	505108	243097	521146	11785	9
7/2014	MI 7	MI 7	TR	115823	505108	243097	521162	11748	191
7/2014	MI 7	MI 7	TR	115823	505108	243097	521634	11566	2
7/2014	MI 7	MI 7	TR	115823	505108	243097	521670	40468	30
7/2014	MI 7	MI 7	TR	115823	505108	243097	521962	139401	10
7/2014	MI 7	MI 7	TR	115823	511136	277072	505038	153808	18

ANR Pipeline Company Transportation Services Fuel By Route Analysis

VASCR351

Reporting Year: *January - December 2014*
 Production Period: 07/2014

<u>Production Period</u>	<u>Receipt Segment</u>	<u>Delivery Segment</u>	<u>Service Class</u>	<u>Svc Req Contract</u>	<u>Receipt Location</u>	<u>Receipt Loc Prop</u>	<u>Delivery Location</u>	<u>Delivery Loc Prop</u>	<u>Fuel Quantity</u>
7/2014	MI 7	MI 7	TR	115823	511136	277072	521074	40470	140
7/2014	MI 7	MI 7	TR	115823	511136	277072	521116	42078	127
7/2014	MI 7	MI 7	TR	115823	511136	277072	521118	11578	82
7/2014	MI 7	MI 7	TR	115823	511136	277072	521122	11751	59
7/2014	MI 7	MI 7	TR	115823	511136	277072	521124	11562	26
7/2014	MI 7	MI 7	TR	115823	511136	277072	521138	11680	283
7/2014	MI 7	MI 7	TR	115823	511136	277072	521142	40477	158
7/2014	MI 7	MI 7	TR	115823	511136	277072	521144	11580	134
7/2014	MI 7	MI 7	TR	115823	511136	277072	521146	11785	71
7/2014	MI 7	MI 7	TR	115823	511136	277072	521162	11748	197
7/2014	MI 7	MI 7	TR	115823	511136	277072	521634	11566	1,055
7/2014	MI 7	MI 7	TR	115823	511136	277072	521670	40468	826
7/2014	MI 7	MI 7	TR	115823	511136	277072	521962	139401	302
7/2014	MI 7	MI 7	TR	115823	511136	277072	523052	467243	118
7/2014	MI 7	MI 7	TR	115823	511158	48644	505038	153808	867
7/2014	MI 7	MI 7	TR	117338	505108	243097	505038	153808	1,328
7/2014	MI 7	MI 7	TR	117338	510005	246067	505038	153808	1,395
7/2014	MI 7	MI 7	TR	117338	511136	277072	505038	153808	915
7/2014	MI 7	MI 7	TR	118231	505230	153728	505541	1181282	399
7/2014	MI 7	MI 7	TR	118268	510005	246067	521116	42078	92
7/2014	MI 7	MI 7	TR	118268	511136	277072	521116	42078	2,760
7/2014	MI 7	MI 7	TR	118789	510005	246067	505038	153808	728
7/2014	MI 7	MI 7	TR	119958	505230	153728	523014	318733	116
7/2014	MI 7	MI 7	TR	119963	505230	153728	521058	282435	241
7/2014	MI 7	MI 7	TR	119970	511136	277072	520021	40785	465
7/2014	MI 7	MI 7	TR	119973	505230	153728	523074	1292925	10
7/2014	MI 7	MI 7	TR	119973	510036	142164	523074	1292925	67
7/2014	MI 7	MI 7	TR	120144	511136	277072	521634	11566	4
7/2014	MI 7	MI 7	TR	120144	511158	48644	505038	153808	193
7/2014	MI 7	MI 7	TR	120571	505108	243097	505038	153808	31
7/2014	MI 7	MI 7	TR	120571	511158	48644	505038	153808	2,945
7/2014	MI 7	MI 7	TR	120583	505108	243097	505038	153808	1,984
7/2014	MI 7	MI 7	TR	120903	505038	153808	523008	312117	66

**ANR Pipeline Company
 Transportation Services
 Fuel By Route Analysis**
VASCR351

 Reporting Year: *January - December 2014*
 Production Period: **07/2014**

<u>Production Period</u>	<u>Receipt Segment</u>	<u>Delivery Segment</u>	<u>Service Class</u>	<u>Svc Req Contract</u>	<u>Receipt Location</u>	<u>Receipt Loc Prop</u>	<u>Delivery Location</u>	<u>Delivery Loc Prop</u>	<u>Fuel Quantity</u>
7/2014	MI 7	MI 7	TR	120903	505230	153728	523008	312117	92
7/2014	MI 7	MI 7	TR	120903	510029	2610	523008	312117	21
7/2014	MI 7	MI 7	TR	120903	511136	277072	523008	312117	1
7/2014	MI 7	MI 7	TR	121099	511176	44783	505038	153808	42
7/2014	MI 7	MI 7	TR	121099	511178	40476	505038	153808	59
7/2014	MI 7	MI 7	TR	121099	513023	120743	505038	153808	6
7/2014	MI 7	MI 7	TR	121099	513050	463539	505038	153808	93
7/2014	MI 7	MI 7	TR	121984	505038	153808	521074	40470	11
7/2014	MI 7	MI 7	TR	121984	505038	153808	521690	40892	24
7/2014	MI 7	MI 7	TR	121991	510005	246067	521074	40470	2
7/2014	MI 7	MI 7	TR	122029	511136	277072	521116	42078	470
7/2014	MI 7	MI 7	TR	122029	511136	277072	521634	11566	47
7/2014	MI 7	MI 7	TR	122065	510005	246067	521104	40849	176
7/2014	MI 7	MI 7	TR	122065	511136	277072	505038	153808	4,455
7/2014	MI 7	MI 7	TR	122065	511136	277072	521104	40849	103
7/2014	MI 7	MI 7	TR	122065	511136	277072	521622	110850	8,790
7/2014	MI 7	MI 7	TR	122065	511136	277072	521690	40892	179
7/2014	MI 7	MI 7	TR	122065	511136	277072	523008	312117	495
7/2014	MI 7	MI 7	TR	122070	511136	277072	505038	153808	553
7/2014	MI 7	MI 7	TR	122177	511136	277072	505038	153808	3,258
7/2014	MI 7	MI 7	TR	122265	511158	48644	505038	153808	907
7/2014	MI 7	MI 7	TR	122266	505123	261474	521158	11581	62
7/2014	MI 7	MI 7	TR	122271	505038	153808	523008	312117	46
7/2014	MI 7	MI 7	TR	122271	505222	140358	505137	320550	76
7/2014	MI 7	MI 7	TR	122700	510005	246067	505038	153808	2,015
7/2014	MI 7	MI 7	TR	122700	511136	277072	505038	153808	868
7/2014	MI 7	MI 7	TR	122817	510005	246067	523008	312117	14
7/2014	MI 7	MI 7	TR	122817	511136	277072	521116	42078	112
7/2014	MI 7	MI 7	TR	122837	505038	153808	521030	282436	264
7/2014	MI 7	MI 7	TR	123297	505222	140358	505137	320550	653
7/2014	MI 7	MI 7	TR	123297	510005	246067	523008	312117	63
7/2014	MI 7	MI 7	TR	123297	510029	2610	505038	153808	60
7/2014	MI 7	MI 7	TR	123297	510029	2610	521008	11616	25

**ANR Pipeline Company
 Transportation Services
 Fuel By Route Analysis**

VASCR351

Reporting Year: *January - December 2014*
 Production Period: 07/2014

<u>Production Period</u>	<u>Receipt Segment</u>	<u>Delivery Segment</u>	<u>Service Class</u>	<u>Svc Req Contract</u>	<u>Receipt Location</u>	<u>Receipt Loc Prop</u>	<u>Delivery Location</u>	<u>Delivery Loc Prop</u>	<u>Fuel Quantity</u>
7/2014	MI 7	MI 7	TR	123297	510029	2610	523008	312117	63
7/2014	MI 7	MI 7	TR	123297	511136	277072	505038	153808	198
7/2014	MI 7	MI 7	TR	123297	511136	277072	521008	11616	131
7/2014	MI 7	MI 7	TR	123297	511136	277072	523008	312117	63
7/2014	MI 7	MI 7	TR	123631	505038	153808	505108	243097	46
7/2014	MI 7	MI 7	TR	123631	505038	153808	521116	42078	176
7/2014	MI 7	MI 7	TR	123631	505038	153808	523008	312117	146
7/2014	MI 7	MI 7	TR	123631	505108	243097	521116	42078	497
7/2014	MI 7	MI 7	TR	123631	505222	140358	505137	320550	235
7/2014	MI 7	MI 7	TR	123631	510005	246067	521116	42078	176
7/2014	MI 7	MI 7	TR	123631	510029	2610	523008	312117	102
7/2014	MI 7	MI 7	TR	123631	511136	277072	521116	42078	2,700
7/2014	MI 7	MI 7	TR	123631	511136	277072	523008	312117	158
7/2014	MI 7	MI 7	TR	123742	505108	243097	505038	153808	1,395
7/2014	MI 7	MI 7	TR	123742	510005	246067	505038	153808	246
7/2014	MI 7	MI 7	TR	123841	505108	243097	521116	42078	16
7/2014	MI 7	MI 7	TR	123976	505038	153808	505038	153808	77
7/2014	MI 7	MI 7	TR	123976	505038	153808	521030	282436	452
7/2014	MI 7	MI 7	TR	123976	505038	153808	521690	40892	46
7/2014	MI 7	MI 7	TR	123976	505038	153808	521985	278172	12
7/2014	MI 7	MI 7	TR	123976	505108	243097	505038	153808	12
7/2014	MI 7	MI 7	TR	123976	505108	243097	521030	282436	28
7/2014	MI 7	MI 7	TR	123976	510005	246067	505038	153808	8,187
7/2014	MI 7	MI 7	TR	123976	510005	246067	521030	282436	1,543
7/2014	MI 7	MI 7	TR	123976	510005	246067	521634	11566	21
7/2014	MI 7	MI 7	TR	123976	510005	246067	521690	40892	816
7/2014	MI 7	MI 7	TR	123976	511136	277072	505038	153808	1,612
7/2014	MI 7	MI 7	TR	123976	511136	277072	521030	282436	573
7/2014	MI 7	MI 7	TR	123976	511136	277072	521634	11566	15
7/2014	MI 7	MI 7	TR	123976	511136	277072	521690	40892	592
7/2014	MI 7	MI 7	TR	124006	510005	246067	505038	153808	1,252
7/2014	MI 7	MI 7	TR	124006	510005	246067	521634	11566	52
7/2014	MI 7	MI 7	TR	124006	510005	246067	521690	40892	1,037

**ANR Pipeline Company
 Transportation Services
 Fuel By Route Analysis**

VASCR351

Reporting Year: *January - December 2014*
 Production Period: 07/2014

<u>Production Period</u>	<u>Receipt Segment</u>	<u>Delivery Segment</u>	<u>Service Class</u>	<u>Svc Req Contract</u>	<u>Receipt Location</u>	<u>Receipt Loc Prop</u>	<u>Delivery Location</u>	<u>Delivery Loc Prop</u>	<u>Fuel Quantity</u>
7/2014	MI 7	MI 7	TR	124006	511136	277072	505038	153808	1,926
7/2014	MI 7	MI 7	TR	124006	511136	277072	521116	42078	20
7/2014	MI 7	MI 7	TR	124006	511136	277072	521634	11566	17
7/2014	MI 7	MI 7	TR	124006	511136	277072	521690	40892	435
7/2014	MI 7	MI 7	TR	124007	505108	243097	505038	153808	91
7/2014	MI 7	MI 7	TR	124007	510005	246067	505038	153808	1,520
7/2014	MI 7	MI 7	TR	124007	510005	246067	521118	11578	294
7/2014	MI 7	MI 7	TR	124007	510005	246067	521122	11751	31
7/2014	MI 7	MI 7	TR	124007	510005	246067	521124	11562	62
7/2014	MI 7	MI 7	TR	124007	510005	246067	521138	11680	9
7/2014	MI 7	MI 7	TR	124007	510005	246067	521142	40477	31
7/2014	MI 7	MI 7	TR	124007	510005	246067	521162	11748	93
7/2014	MI 7	MI 7	TR	124007	510005	246067	521634	11566	16
7/2014	MI 7	MI 7	TR	124007	510005	246067	521690	40892	625
7/2014	MI 7	MI 7	TR	124007	511136	277072	505038	153808	1,533
7/2014	MI 7	MI 7	TR	124007	511136	277072	521118	11578	137
7/2014	MI 7	MI 7	TR	124007	511136	277072	521634	11566	6
7/2014	MI 7	MI 7	TR	124007	511136	277072	521690	40892	378
7/2014	MI 7	MI 7	TR	124050	511136	277072	521116	42078	42
7/2014	MI 7	MI 7	TR	124050	511136	277072	521634	11566	790
7/2014	MI 7	MI 7	TR	124050	511144	48642	505038	153808	6,258
7/2014	MI 7	MI 7	TR	124054	505108	243097	521634	11566	45
7/2014	MI 7	MI 7	TR	124054	511136	277072	521116	42078	42
7/2014	MI 7	MI 7	TR	124054	511144	48642	505038	153808	159
7/2014	MI 7	MI 7	TR	124054	511144	48642	521008	11616	782
7/2014	MI 7	MI 7	TR	124076	505038	153808	521030	282436	628
7/2014	MI 7	MI 7	TR	124076	510005	246067	505038	153808	153
7/2014	MI 7	MI 7	TR	124076	510005	246067	521690	40892	12
7/2014	MI 7	MI 7	TR	124076	511136	277072	505038	153808	911
7/2014	MI 7	MI 7	TR	124076	511136	277072	521030	282436	34
7/2014	MI 7	MI 7	TR	124076	511136	277072	521690	40892	38
7/2014	MI 7	MI 7	TR	124085	510005	246067	505038	153808	3,928
7/2014	MI 7	MI 7	TR	124124	511158	48644	505038	153808	4,666

**ANR Pipeline Company
 Transportation Services
 Fuel By Route Analysis**
VASCR351

 Reporting Year: *January - December 2014*
 Production Period: **07/2014**

<u>Production Period</u>	<u>Receipt Segment</u>	<u>Delivery Segment</u>	<u>Service Class</u>	<u>Svc Req Contract</u>	<u>Receipt Location</u>	<u>Receipt Loc Prop</u>	<u>Delivery Location</u>	<u>Delivery Loc Prop</u>	<u>Fuel Quantity</u>
7/2014	MI 7	MI 7	TR	124127	511158	48644	505038	153808	575
7/2014	MI 7	MI 7	TR	124127	511158	48644	521622	110850	92
7/2014	MI 7	MI 7	TR	124140	510005	246067	505038	153808	33
7/2014	MI 7	MI 7	TR	124179	510005	246067	521074	40470	7
7/2014	MI 7	MI 7	TR	124179	510005	246067	521116	42078	37
7/2014	MI 7	MI 7	TR	124179	510005	246067	521158	11581	54
7/2014	MI 7	MI 7	TR	124179	510005	246067	521948	4492	2
7/2014	MI 7	MI 7	TR	124179	511136	277072	521074	40470	125
7/2014	MI 7	MI 7	TR	124179	511136	277072	521116	42078	257
7/2014	MI 7	MI 7	TR	124179	511136	277072	521158	11581	681
7/2014	MI 7	MI 7	TR	124179	511136	277072	521948	4492	26
7/2014	MI 7	MI 7	TR	124180	505038	153808	521634	11566	212
7/2014	MI 7	MI 7	TR	124180	505038	153808	521690	40892	116
7/2014	MI 7	MI 7	TR	124180	511136	277072	521634	11566	2,141
7/2014	MI 7	MI 7	TR	124196	505108	243097	521116	42078	64
7/2014	MI 7	MI 7	TR	124196	510005	246067	521116	42078	47
7/2014	MI 7	MI 7	TR	124196	510029	2610	523008	312117	28
7/2014	MI 7	MI 7	TR	124196	511136	277072	521116	42078	921
7/2014	MI 7	MI 7	TR	124196	511136	277072	523008	312117	40
7/2014	MI 7	MI 7	TR	124197	505108	243097	521116	42078	78
7/2014	MI 7	MI 7	TR	124197	510005	246067	521116	42078	32
7/2014	MI 7	MI 7	TR	124197	510005	246067	523008	312117	33
7/2014	MI 7	MI 7	TR	124197	510029	2610	523008	312117	45
7/2014	MI 7	MI 7	TR	124197	511136	277072	521116	42078	329
7/2014	MI 7	MI 7	TR	124197	511136	277072	523008	312117	39
7/2014	MI 7	MI 7	TR	124197	511158	48644	505038	153808	36
7/2014	MI 7	MI 7	TR	124373	510005	246067	521622	110850	28
7/2014	MI 7	MI 7	TR	124373	511136	277072	521116	42078	809
7/2014	MI 7	MI 7	TR	124373	511136	277072	521622	110850	377
7/2014	MI 7	MI 7	TR	124380	510005	246067	505038	153808	46
7/2014	MI 7	MI 7	TR	124380	510005	246067	521116	42078	164
7/2014	MI 7	MI 7	TR	124380	511136	277072	521116	42078	368
7/2014	MI 7	MI 7	TR	124566	511136	277072	521116	42078	20

**ANR Pipeline Company
 Transportation Services
 Fuel By Route Analysis**

VASCR351

Reporting Year: *January - December 2014*
 Production Period: 07/2014

<u>Production Period</u>	<u>Receipt Segment</u>	<u>Delivery Segment</u>	<u>Service Class</u>	<u>Svc Req Contract</u>	<u>Receipt Location</u>	<u>Receipt Loc Prop</u>	<u>Delivery Location</u>	<u>Delivery Loc Prop</u>	<u>Fuel Quantity</u>
7/2014	MI 7	MI 7	TR	124572	505038	153808	523008	312117	56
7/2014	MI 7	MI 7	TR	124572	505222	140358	505137	320550	56
7/2014	MI 7	MI 7	TR	124572	511136	277072	505038	153808	660
7/2014	MI 7	MI 7	TR	124572	511136	277072	523008	312117	56
7/2014	MI 7	MI 7	TR	124573	505222	140358	505137	320550	32
7/2014	MI 7	MI 7	TR	124573	510005	246067	505038	153808	32
7/2014	MI 7	MI 7	TR	124573	511136	277072	505038	153808	683
7/2014	MI 7	MI 7	TR	124573	511136	277072	521008	11616	160
7/2014	MI 7	MI 7	TR	124573	511136	277072	523008	312117	96
7/2014	MI 7	MI 7	TR	124579	510005	246067	505038	153808	479
7/2014	MI 7	MI 7	TR	124579	511136	277072	505038	153808	1,333
7/2014	MI 7	MI 7	TR	124579	511136	277072	521116	42078	20
7/2014	MI 7	MI 7	TR	124584	510005	246067	521074	40470	21
7/2014	MI 7	MI 7	TR	124584	511136	277072	505038	153808	546
7/2014	MI 7	MI 7	TR	124584	511136	277072	521074	40470	291
7/2014	MI 7	MI 7	TR	124584	511136	277072	521690	40892	520
7/2014	MI 7	MI 7	TR	124585	505222	140358	505137	320550	73
7/2014	MI 7	MI 7	TR	124585	511136	277072	521118	11578	122
7/2014	MI 7	MI 7	TR	124585	511136	277072	521622	110850	23
7/2014	MI 7	MI 7	TR	124585	511136	277072	523008	312117	14
7/2014	MI 7	MI 7	TR	124608	505222	140358	505137	320550	244
7/2014	MI 7	MI 7	TR	124608	510005	246067	523008	312117	5
7/2014	MI 7	MI 7	TR	124608	510029	2610	523008	312117	107
7/2014	MI 7	MI 7	TR	124608	511136	277072	505038	153808	115
7/2014	MI 7	MI 7	TR	124608	511136	277072	521622	110850	76
7/2014	MI 7	MI 7	TR	124608	511136	277072	523008	312117	92
7/2014	MI 7	MI 7	TR	124793	505017	139249	521014	153852	4,216
7/2014	MI 7	MI 7	TR	124798	511158	48644	505038	153808	8
7/2014	MI 7	MI 7	TR	124799	510005	246067	505017	139249	3
7/2014	MI 7	MI 7	TR	124799	511136	277072	505017	139249	4
7/2014	MI 7	MI 7	TR	124807	510005	246067	521116	42078	62
7/2014	MI 7	MI 7	TR	124809	510005	246067	521116	42078	56
7/2014	MI 7	MI 7	TR	124809	511158	48644	505038	153808	2,170

ANR Pipeline Company Transportation Services Fuel By Route Analysis

VASCR351

Reporting Year: *January - December 2014*
 Production Period: 07/2014

<u>Production Period</u>	<u>Receipt Segment</u>	<u>Delivery Segment</u>	<u>Service Class</u>	<u>Svc Req Contract</u>	<u>Receipt Location</u>	<u>Receipt Loc Prop</u>	<u>Delivery Location</u>	<u>Delivery Loc Prop</u>	<u>Fuel Quantity</u>
7/2014	MI 7	MI 7	TR	124810	510005	246067	521118	11578	2
7/2014	MI 7	MI 7	TR	124810	510005	246067	521122	11751	12
7/2014	MI 7	MI 7	TR	124810	510005	246067	521124	11562	7
7/2014	MI 7	MI 7	TR	124810	510005	246067	521138	11680	1
7/2014	MI 7	MI 7	TR	124810	510005	246067	521152	11589	2
7/2014	MI 7	MI 7	TR	124810	510005	246067	521606	216654	102
7/2014	MI 7	MI 7	TR	124810	510005	246067	521670	40468	2
7/2014	MI 7	MI 7	TR	124810	511136	277072	505038	153808	1
7/2014	MI 7	MI 7	TR	124810	511136	277072	521074	40470	785
7/2014	MI 7	MI 7	TR	124810	511136	277072	521116	42078	32
7/2014	MI 7	MI 7	TR	124810	511136	277072	521118	11578	45
7/2014	MI 7	MI 7	TR	124810	511136	277072	521120	11795	27
7/2014	MI 7	MI 7	TR	124810	511136	277072	521122	11751	335
7/2014	MI 7	MI 7	TR	124810	511136	277072	521124	11562	156
7/2014	MI 7	MI 7	TR	124810	511136	277072	521138	11680	22
7/2014	MI 7	MI 7	TR	124810	511136	277072	521140	11749	32
7/2014	MI 7	MI 7	TR	124810	511136	277072	521142	40477	59
7/2014	MI 7	MI 7	TR	124810	511136	277072	521144	11580	115
7/2014	MI 7	MI 7	TR	124810	511136	277072	521152	11589	44
7/2014	MI 7	MI 7	TR	124810	511136	277072	521156	11572	46
7/2014	MI 7	MI 7	TR	124810	511136	277072	521160	11590	92
7/2014	MI 7	MI 7	TR	124810	511136	277072	521162	11748	204
7/2014	MI 7	MI 7	TR	124810	511136	277072	521606	216654	631
7/2014	MI 7	MI 7	TR	124810	511136	277072	521670	40468	114
7/2014	MI 7	MI 7	TR	124810	511136	277072	521948	4492	199
7/2014	MI 7	MI 7	TR	124810	511136	277072	521962	139401	133
7/2014	MI 7	MI 7	TR	124810	511158	48644	505038	153808	385
7/2014	MI 7	MI 7	TR	124814	510005	246067	521116	42078	4
7/2014	MI 7	MI 7	TR	124815	510005	246067	521116	42078	2
7/2014	MI 7	MI 7	TR	124816	510005	246067	521116	42078	8
7/2014	MI 7	MI 7	TR	124831	505038	153808	521634	11566	44
7/2014	MI 7	MI 7	TR	124831	511158	48644	505038	153808	24
7/2014	MI 7	MI 7	TR	124836	510005	246067	505038	153808	555

**ANR Pipeline Company
 Transportation Services
 Fuel By Route Analysis**
VASCR351

 Reporting Year: *January - December 2014*
 Production Period: **07/2014**

<u>Production Period</u>	<u>Receipt Segment</u>	<u>Delivery Segment</u>	<u>Service Class</u>	<u>Svc Req Contract</u>	<u>Receipt Location</u>	<u>Receipt Loc Prop</u>	<u>Delivery Location</u>	<u>Delivery Loc Prop</u>	<u>Fuel Quantity</u>
7/2014	MI 7	MI 7	TR	124836	510029	2610	505038	153808	41
7/2014	MI 7	MI 7	TR	124836	511136	277072	505038	153808	140
7/2014	MI 7	MI 7	TR	124836	511136	277072	521116	42078	46
7/2014	MI 7	MI 7	TS	109138	505038	153808	505038	153808	13
7/2014	MI 7	MI 7	TS	109171	505038	153808	505038	153808	18
7/2014	MI 7	MI 7	TS	123102	505038	153808	505038	153808	37
7/2014	MI 7	MI 7	TS	123151	505038	153808	505038	153808	1
Segment									179,241
7/2014	MI 7	MW 6	TR	108985	505038	153808	505005	139233	1
7/2014	MI 7	MW 6	TR	120868	505108	243097	521470	4738	6
7/2014	MI 7	MW 6	TR	123405	505038	153808	505013	139241	3
7/2014	MI 7	MW 6	TR	124214	505038	153808	521482	4741	37
7/2014	MI 7	MW 6	TS	109171	505038	153808	521428	40193	27
7/2014	MI 7	MW 6	TS	110863	505038	153808	521608	171759	11
7/2014	MI 7	MW 6	TS	123151	505038	153808	521498	4857	15
Segment									100
7/2014	MI 7	WI 7	TR	850	505038	153808	505025	139257	3
7/2014	MI 7	WI 7	TR	1600	505038	153808	505026	139258	314
7/2014	MI 7	WI 7	TR	105428	510005	246067	521250	28841	6
7/2014	MI 7	WI 7	TR	105428	510005	246067	521262	36868	13
7/2014	MI 7	WI 7	TR	105428	511136	277072	521250	28841	55
7/2014	MI 7	WI 7	TR	105428	511136	277072	521262	36868	275
7/2014	MI 7	WI 7	TR	106054	510005	246067	521178	28883	24
7/2014	MI 7	WI 7	TR	106054	511136	277072	521178	28883	720
7/2014	MI 7	WI 7	TR	106955	510005	246067	521172	28846	9
7/2014	MI 7	WI 7	TR	106955	511136	277072	521172	28846	181
7/2014	MI 7	WI 7	TR	107161	510005	246067	521266	28702	7
7/2014	MI 7	WI 7	TR	107161	511136	277072	521266	28702	174
7/2014	MI 7	WI 7	TR	107306	510005	246067	521298	28736	4
7/2014	MI 7	WI 7	TR	107306	511136	277072	521298	28736	112
7/2014	MI 7	WI 7	TR	107478	510005	246067	521324	28794	49
7/2014	MI 7	WI 7	TR	107478	511136	277072	521324	28794	1,470

**ANR Pipeline Company
 Transportation Services
 Fuel By Route Analysis**

VASCR351

Reporting Year: *January - December 2014*
 Production Period: **07/2014**

<u>Production Period</u>	<u>Receipt Segment</u>	<u>Delivery Segment</u>	<u>Service Class</u>	<u>Svc Req Contract</u>	<u>Receipt Location</u>	<u>Receipt Loc Prop</u>	<u>Delivery Location</u>	<u>Delivery Loc Prop</u>	<u>Fuel Quantity</u>
7/2014	MI 7	WI 7	TR	107879	505038	153808	505023	139255	32
7/2014	MI 7	WI 7	TR	107879	505108	243097	505023	139255	258
7/2014	MI 7	WI 7	TR	107897	505038	153808	505024	139256	327
7/2014	MI 7	WI 7	TR	107899	505038	153808	505024	139256	8
7/2014	MI 7	WI 7	TR	108179	505108	243097	521650	269472	35
7/2014	MI 7	WI 7	TR	108179	505108	243097	523032	384134	2,194
7/2014	MI 7	WI 7	TR	108283	511136	277072	521310	28743	209
7/2014	MI 7	WI 7	TR	108288	511136	277072	521198	28782	6
7/2014	MI 7	WI 7	TR	108288	511136	277072	521676	100052	10
7/2014	MI 7	WI 7	TR	108288	511136	277072	521810	36869	27
7/2014	MI 7	WI 7	TR	109022	505038	153808	521610	261574	20
7/2014	MI 7	WI 7	TR	109025	510005	246067	521610	261574	598
7/2014	MI 7	WI 7	TR	109179	511136	277072	521176	28859	6
7/2014	MI 7	WI 7	TR	109182	511136	277072	521176	28859	3
7/2014	MI 7	WI 7	TR	109182	511136	277072	521250	28841	15
7/2014	MI 7	WI 7	TR	109183	511136	277072	521356	28774	66
7/2014	MI 7	WI 7	TR	109212	505108	243097	521172	28846	5
7/2014	MI 7	WI 7	TR	109223	511136	277072	521250	28841	80
7/2014	MI 7	WI 7	TR	109415	511136	277072	521316	28831	270
7/2014	MI 7	WI 7	TR	109854	505038	153808	505023	139255	1,345
7/2014	MI 7	WI 7	TR	109893	511136	277072	521676	100052	8
7/2014	MI 7	WI 7	TR	109893	511136	277072	523034	384136	2
7/2014	MI 7	WI 7	TR	109950	511136	277072	521676	100052	150
7/2014	MI 7	WI 7	TR	109952	511136	277072	521330	28761	420
7/2014	MI 7	WI 7	TR	109956	511136	277072	521330	28761	41
7/2014	MI 7	WI 7	TR	109974	505038	153808	521172	28846	16
7/2014	MI 7	WI 7	TR	109974	505038	153808	521250	28841	14
7/2014	MI 7	WI 7	TR	109974	505038	153808	521256	174788	63
7/2014	MI 7	WI 7	TR	109974	505038	153808	521784	28720	107
7/2014	MI 7	WI 7	TR	109974	505038	153808	521786	28798	65
7/2014	MI 7	WI 7	TR	109974	505038	153808	523034	384136	363
7/2014	MI 7	WI 7	TR	109974	505108	243097	521784	28720	40
7/2014	MI 7	WI 7	TR	109974	505108	243097	523034	384136	318

**ANR Pipeline Company
 Transportation Services
 Fuel By Route Analysis**

VASCR351

Reporting Year: *January - December 2014*
 Production Period: 07/2014

<u>Production Period</u>	<u>Receipt Segment</u>	<u>Delivery Segment</u>	<u>Service Class</u>	<u>Svc Req Contract</u>	<u>Receipt Location</u>	<u>Receipt Loc Prop</u>	<u>Delivery Location</u>	<u>Delivery Loc Prop</u>	<u>Fuel Quantity</u>
7/2014	MI 7	WI 7	TR	109974	505230	153728	521172	28846	12
7/2014	MI 7	WI 7	TR	109974	505230	153728	521250	28841	143
7/2014	MI 7	WI 7	TR	109974	505230	153728	521784	28720	324
7/2014	MI 7	WI 7	TR	109974	505230	153728	521786	28798	44
7/2014	MI 7	WI 7	TR	109974	505230	153728	523034	384136	164
7/2014	MI 7	WI 7	TR	109974	510005	246067	523034	384136	227
7/2014	MI 7	WI 7	TR	109974	511136	277072	521784	28720	103
7/2014	MI 7	WI 7	TR	109974	511136	277072	523034	384136	278
7/2014	MI 7	WI 7	TR	109976	505038	153808	523034	384136	557
7/2014	MI 7	WI 7	TR	110407	511136	277072	521314	28661	5
7/2014	MI 7	WI 7	TR	110407	511136	277072	521810	36869	19
7/2014	MI 7	WI 7	TR	110904	510005	246067	523034	384136	46
7/2014	MI 7	WI 7	TR	111061	511136	277072	521330	28761	66
7/2014	MI 7	WI 7	TR	111203	510005	246067	521298	28736	5
7/2014	MI 7	WI 7	TR	111203	511136	277072	521298	28736	110
7/2014	MI 7	WI 7	TR	111284	511136	277072	505024	139256	1,671
7/2014	MI 7	WI 7	TR	111297	505108	243097	521172	28846	496
7/2014	MI 7	WI 7	TR	111297	510005	246067	521172	28846	164
7/2014	MI 7	WI 7	TR	111297	511136	277072	521172	28846	4,790
7/2014	MI 7	WI 7	TR	111297	511136	277072	523055	494371	22
7/2014	MI 7	WI 7	TR	111316	510005	246067	521370	28788	127
7/2014	MI 7	WI 7	TR	111494	505038	153808	521256	174788	39
7/2014	MI 7	WI 7	TR	111494	505038	153808	521784	28720	36
7/2014	MI 7	WI 7	TR	111494	511136	277072	521172	28846	1,041
7/2014	MI 7	WI 7	TR	111494	511136	277072	521786	28798	27
7/2014	MI 7	WI 7	TR	111494	511136	277072	523034	384136	611
7/2014	MI 7	WI 7	TR	111730	505038	153808	521172	28846	18
7/2014	MI 7	WI 7	TR	111730	505038	153808	521786	28798	14
7/2014	MI 7	WI 7	TR	111730	505038	153808	523034	384136	294
7/2014	MI 7	WI 7	TR	111730	505108	243097	521784	28720	45
7/2014	MI 7	WI 7	TR	111730	505108	243097	523034	384136	91
7/2014	MI 7	WI 7	TR	111730	510005	246067	523034	384136	182
7/2014	MI 7	WI 7	TR	111730	511136	277072	521784	28720	45

**ANR Pipeline Company
 Transportation Services
 Fuel By Route Analysis**

VASCR351

Reporting Year: *January - December 2014*
 Production Period: **07/2014**

<u>Production Period</u>	<u>Receipt Segment</u>	<u>Delivery Segment</u>	<u>Service Class</u>	<u>Svc Req Contract</u>	<u>Receipt Location</u>	<u>Receipt Loc Prop</u>	<u>Delivery Location</u>	<u>Delivery Loc Prop</u>	<u>Fuel Quantity</u>
7/2014	MI 7	WI 7	TR	111730	511136	277072	521786	28798	45
7/2014	MI 7	WI 7	TR	111730	511136	277072	523034	384136	2,483
7/2014	MI 7	WI 7	TR	112565	505038	153808	521650	269472	1,508
7/2014	MI 7	WI 7	TR	112565	505108	243097	523032	384134	1,525
7/2014	MI 7	WI 7	TR	112901	511136	277072	521292	28806	6
7/2014	MI 7	WI 7	TR	112906	511136	277072	521676	100052	1
7/2014	MI 7	WI 7	TR	112906	511136	277072	521810	36869	2
7/2014	MI 7	WI 7	TR	112958	511136	277072	523047	444972	30
7/2014	MI 7	WI 7	TR	113479	505038	153808	523034	384136	6
7/2014	MI 7	WI 7	TR	113877	511136	277072	521202	28682	62
7/2014	MI 7	WI 7	TR	113877	511136	277072	521204	28672	3
7/2014	MI 7	WI 7	TR	113877	511136	277072	521222	28765	7
7/2014	MI 7	WI 7	TR	113877	511136	277072	521238	28836	4
7/2014	MI 7	WI 7	TR	113877	511136	277072	521262	36868	1
7/2014	MI 7	WI 7	TR	113877	511136	277072	521266	28702	16
7/2014	MI 7	WI 7	TR	113877	511136	277072	521268	40497	31
7/2014	MI 7	WI 7	TR	113877	511136	277072	521288	28670	31
7/2014	MI 7	WI 7	TR	113877	511136	277072	521338	28700	31
7/2014	MI 7	WI 7	TR	113877	511136	277072	521362	28733	31
7/2014	MI 7	WI 7	TR	113878	511136	277072	521266	28702	248
7/2014	MI 7	WI 7	TR	113879	505108	243097	521350	28660	3
7/2014	MI 7	WI 7	TR	113879	511136	277072	521350	28660	90
7/2014	MI 7	WI 7	TR	113880	511136	277072	521266	28702	54
7/2014	MI 7	WI 7	TR	113880	511136	277072	521786	28798	163
7/2014	MI 7	WI 7	TR	113881	505108	243097	521266	28702	1
7/2014	MI 7	WI 7	TR	113881	511136	277072	521266	28702	30
7/2014	MI 7	WI 7	TR	113882	511136	277072	521374	28662	31
7/2014	MI 7	WI 7	TR	113883	511136	277072	521382	174790	31
7/2014	MI 7	WI 7	TR	113884	505108	243097	521246	28844	11
7/2014	MI 7	WI 7	TR	113884	505108	243097	521266	28702	1
7/2014	MI 7	WI 7	TR	113884	511136	277072	521172	28846	6
7/2014	MI 7	WI 7	TR	113884	511136	277072	521174	28778	24
7/2014	MI 7	WI 7	TR	113884	511136	277072	521178	28883	12

ANR Pipeline Company Transportation Services Fuel By Route Analysis

VASCR351

Reporting Year: *January - December 2014*
 Production Period: 07/2014

<u>Production Period</u>	<u>Receipt Segment</u>	<u>Delivery Segment</u>	<u>Service Class</u>	<u>Svc Req Contract</u>	<u>Receipt Location</u>	<u>Receipt Loc Prop</u>	<u>Delivery Location</u>	<u>Delivery Loc Prop</u>	<u>Fuel Quantity</u>
7/2014	MI 7	WI 7	TR	113884	511136	277072	521196	28771	20
7/2014	MI 7	WI 7	TR	113884	511136	277072	521246	28844	237
7/2014	MI 7	WI 7	TR	113884	511136	277072	521266	28702	13
7/2014	MI 7	WI 7	TR	113886	505108	243097	521166	40496	4
7/2014	MI 7	WI 7	TR	113886	511136	277072	521166	40496	120
7/2014	MI 7	WI 7	TR	113887	505108	243097	521186	42139	1
7/2014	MI 7	WI 7	TR	113887	511136	277072	521186	42139	30
7/2014	MI 7	WI 7	TR	113889	505108	243097	521178	28883	3
7/2014	MI 7	WI 7	TR	113889	511136	277072	521178	28883	90
7/2014	MI 7	WI 7	TR	113890	511136	277072	521196	28771	9
7/2014	MI 7	WI 7	TR	113890	511136	277072	521214	40197	78
7/2014	MI 7	WI 7	TR	113890	511136	277072	521266	28702	6
7/2014	MI 7	WI 7	TR	113895	511136	277072	521320	28740	31
7/2014	MI 7	WI 7	TR	113901	511136	277072	521378	28704	31
7/2014	MI 7	WI 7	TR	113904	505108	243097	521210	28828	4
7/2014	MI 7	WI 7	TR	113904	511136	277072	521196	28771	10
7/2014	MI 7	WI 7	TR	113904	511136	277072	521210	28828	102
7/2014	MI 7	WI 7	TR	113906	505108	243097	521344	28734	2
7/2014	MI 7	WI 7	TR	113906	511136	277072	521344	28734	60
7/2014	MI 7	WI 7	TR	113910	511136	277072	521310	28743	31
7/2014	MI 7	WI 7	TR	113914	505108	243097	521262	36868	1
7/2014	MI 7	WI 7	TR	113914	511136	277072	521262	36868	30
7/2014	MI 7	WI 7	TR	113915	511136	277072	521322	28868	248
7/2014	MI 7	WI 7	TR	113916	505108	243097	521316	28831	1
7/2014	MI 7	WI 7	TR	113916	511136	277072	521316	28831	30
7/2014	MI 7	WI 7	TR	113917	511136	277072	521262	36868	31
7/2014	MI 7	WI 7	TR	113919	511136	277072	521168	28834	211
7/2014	MI 7	WI 7	TR	113919	511136	277072	521196	28771	6
7/2014	MI 7	WI 7	TR	113921	511136	277072	521260	36867	62
7/2014	MI 7	WI 7	TR	113922	511136	277072	521172	28846	5
7/2014	MI 7	WI 7	TR	113922	511136	277072	521266	28702	14
7/2014	MI 7	WI 7	TR	113922	511136	277072	521784	28720	715
7/2014	MI 7	WI 7	TR	113924	505108	243097	521814	36934	2

**ANR Pipeline Company
 Transportation Services
 Fuel By Route Analysis**
VASCR351

 Reporting Year: *January - December 2014*
 Production Period: 07/2014

<u>Production Period</u>	<u>Receipt Segment</u>	<u>Delivery Segment</u>	<u>Service Class</u>	<u>Svc Req Contract</u>	<u>Receipt Location</u>	<u>Receipt Loc Prop</u>	<u>Delivery Location</u>	<u>Delivery Loc Prop</u>	<u>Fuel Quantity</u>
7/2014	MI 7	WI 7	TR	113924	511136	277072	521266	28702	12
7/2014	MI 7	WI 7	TR	113924	511136	277072	521814	36934	48
7/2014	MI 7	WI 7	TR	113925	511136	277072	521248	28811	31
7/2014	MI 7	WI 7	TR	113928	511136	277072	521240	28759	62
7/2014	MI 7	WI 7	TR	113930	511136	277072	521172	28846	5
7/2014	MI 7	WI 7	TR	113930	511136	277072	521174	28778	3
7/2014	MI 7	WI 7	TR	113930	511136	277072	521262	36868	65
7/2014	MI 7	WI 7	TR	113930	511136	277072	521298	28736	98
7/2014	MI 7	WI 7	TR	113930	511136	277072	521314	28661	67
7/2014	MI 7	WI 7	TR	113930	511136	277072	521374	28662	10
7/2014	MI 7	WI 7	TR	113933	505108	243097	521204	28672	4
7/2014	MI 7	WI 7	TR	113933	511136	277072	521204	28672	108
7/2014	MI 7	WI 7	TR	113936	505108	243097	521248	28811	4
7/2014	MI 7	WI 7	TR	113936	511136	277072	521248	28811	101
7/2014	MI 7	WI 7	TR	113936	511136	277072	521262	36868	19
7/2014	MI 7	WI 7	TR	113937	511136	277072	521172	28846	4
7/2014	MI 7	WI 7	TR	113937	511136	277072	521174	28778	15
7/2014	MI 7	WI 7	TR	113937	511136	277072	521266	28702	5
7/2014	MI 7	WI 7	TR	113937	511136	277072	523034	384136	224
7/2014	MI 7	WI 7	TR	113938	511136	277072	521196	28771	31
7/2014	MI 7	WI 7	TR	113941	505108	243097	521266	28702	1
7/2014	MI 7	WI 7	TR	113941	511136	277072	521266	28702	30
7/2014	MI 7	WI 7	TR	113944	505108	243097	521314	28661	6
7/2014	MI 7	WI 7	TR	113944	511136	277072	521314	28661	156
7/2014	MI 7	WI 7	TR	113945	511136	277072	521196	28771	8
7/2014	MI 7	WI 7	TR	113945	511136	277072	521814	36934	240
7/2014	MI 7	WI 7	TR	113950	505108	243097	521260	36867	1
7/2014	MI 7	WI 7	TR	113950	511136	277072	521260	36867	30
7/2014	MI 7	WI 7	TR	113953	511136	277072	521202	28682	31
7/2014	MI 7	WI 7	TR	113956	511136	277072	521324	28794	62
7/2014	MI 7	WI 7	TR	113960	511136	277072	521370	28788	62
7/2014	MI 7	WI 7	TR	113961	511136	277072	521286	28853	31
7/2014	MI 7	WI 7	TR	113963	511136	277072	521336	28738	31

**ANR Pipeline Company
 Transportation Services
 Fuel By Route Analysis**
VASCR351

 Reporting Year: *January - December 2014*
 Production Period: 07/2014

<u>Production Period</u>	<u>Receipt Segment</u>	<u>Delivery Segment</u>	<u>Service Class</u>	<u>Svc Req Contract</u>	<u>Receipt Location</u>	<u>Receipt Loc Prop</u>	<u>Delivery Location</u>	<u>Delivery Loc Prop</u>	<u>Fuel Quantity</u>
7/2014	MI 7	WI 7	TR	113966	511136	277072	521262	36868	31
7/2014	MI 7	WI 7	TR	113975	511136	277072	521370	28788	62
7/2014	MI 7	WI 7	TR	113976	511136	277072	521012	40226	155
7/2014	MI 7	WI 7	TR	113981	511136	277072	521196	28771	3
7/2014	MI 7	WI 7	TR	113981	511136	277072	521374	28662	59
7/2014	MI 7	WI 7	TR	113987	505108	243097	521172	28846	1
7/2014	MI 7	WI 7	TR	113987	505108	243097	521176	28859	2
7/2014	MI 7	WI 7	TR	113987	505108	243097	521200	28679	2
7/2014	MI 7	WI 7	TR	113987	505108	243097	521210	28828	2
7/2014	MI 7	WI 7	TR	113987	505108	243097	521214	40197	2
7/2014	MI 7	WI 7	TR	113987	505108	243097	521218	28865	3
7/2014	MI 7	WI 7	TR	113987	505108	243097	521230	28819	2
7/2014	MI 7	WI 7	TR	113987	505108	243097	521242	139405	1
7/2014	MI 7	WI 7	TR	113987	505108	243097	521248	28811	2
7/2014	MI 7	WI 7	TR	113987	505108	243097	521784	28720	11
7/2014	MI 7	WI 7	TR	113987	511136	277072	521012	40226	9
7/2014	MI 7	WI 7	TR	113987	511136	277072	521168	28834	18
7/2014	MI 7	WI 7	TR	113987	511136	277072	521172	28846	21
7/2014	MI 7	WI 7	TR	113987	511136	277072	521174	28778	6
7/2014	MI 7	WI 7	TR	113987	511136	277072	521176	28859	42
7/2014	MI 7	WI 7	TR	113987	511136	277072	521178	28883	13
7/2014	MI 7	WI 7	TR	113987	511136	277072	521186	42139	12
7/2014	MI 7	WI 7	TR	113987	511136	277072	521196	28771	14
7/2014	MI 7	WI 7	TR	113987	511136	277072	521200	28679	35
7/2014	MI 7	WI 7	TR	113987	511136	277072	521204	28672	49
7/2014	MI 7	WI 7	TR	113987	511136	277072	521210	28828	28
7/2014	MI 7	WI 7	TR	113987	511136	277072	521214	40197	25
7/2014	MI 7	WI 7	TR	113987	511136	277072	521218	28865	90
7/2014	MI 7	WI 7	TR	113987	511136	277072	521226	28881	54
7/2014	MI 7	WI 7	TR	113987	511136	277072	521230	28819	10
7/2014	MI 7	WI 7	TR	113987	511136	277072	521238	28836	9
7/2014	MI 7	WI 7	TR	113987	511136	277072	521240	28759	7
7/2014	MI 7	WI 7	TR	113987	511136	277072	521242	139405	17

**ANR Pipeline Company
 Transportation Services
 Fuel By Route Analysis**
VASCR351
**Reporting Year: January - December 2014
 Production Period: 07/2014**

<u>Production Period</u>	<u>Receipt Segment</u>	<u>Delivery Segment</u>	<u>Service Class</u>	<u>Svc Req Contract</u>	<u>Receipt Location</u>	<u>Receipt Loc Prop</u>	<u>Delivery Location</u>	<u>Delivery Loc Prop</u>	<u>Fuel Quantity</u>
7/2014	MI 7	WI 7	TR	113987	511136	277072	521246	28844	12
7/2014	MI 7	WI 7	TR	113987	511136	277072	521248	28811	34
7/2014	MI 7	WI 7	TR	113987	511136	277072	521262	36868	45
7/2014	MI 7	WI 7	TR	113987	511136	277072	521266	28702	20
7/2014	MI 7	WI 7	TR	113987	511136	277072	521314	28661	2
7/2014	MI 7	WI 7	TR	113987	511136	277072	521350	28660	25
7/2014	MI 7	WI 7	TR	113987	511136	277072	521374	28662	1
7/2014	MI 7	WI 7	TR	113987	511136	277072	521676	100052	9
7/2014	MI 7	WI 7	TR	113987	511136	277072	521784	28720	92
7/2014	MI 7	WI 7	TR	113987	511136	277072	521786	28798	9
7/2014	MI 7	WI 7	TR	113987	511136	277072	521814	36934	39
7/2014	MI 7	WI 7	TR	113987	511136	277072	523034	384136	21
7/2014	MI 7	WI 7	TR	113992	511136	277072	521386	174791	31
7/2014	MI 7	WI 7	TR	113994	505108	243097	521784	28720	4
7/2014	MI 7	WI 7	TR	113994	511136	277072	521196	28771	4
7/2014	MI 7	WI 7	TR	113994	511136	277072	521784	28720	100
7/2014	MI 7	WI 7	TR	113998	511136	277072	521200	28679	31
7/2014	MI 7	WI 7	TR	113999	505108	243097	521262	36868	2
7/2014	MI 7	WI 7	TR	113999	511136	277072	521230	28819	26
7/2014	MI 7	WI 7	TR	113999	511136	277072	521262	36868	28
7/2014	MI 7	WI 7	TR	113999	511136	277072	521266	28702	6
7/2014	MI 7	WI 7	TR	114000	505108	243097	521174	28778	2
7/2014	MI 7	WI 7	TR	114000	511136	277072	521174	28778	52
7/2014	MI 7	WI 7	TR	114003	511136	277072	521238	28836	28
7/2014	MI 7	WI 7	TR	114003	511136	277072	521262	36868	3
7/2014	MI 7	WI 7	TR	114004	511136	277072	521012	40226	118
7/2014	MI 7	WI 7	TR	114004	511136	277072	521196	28771	6
7/2014	MI 7	WI 7	TR	114005	511136	277072	521178	28883	17
7/2014	MI 7	WI 7	TR	114005	511136	277072	521676	100052	138
7/2014	MI 7	WI 7	TR	114006	511136	277072	521262	36868	31
7/2014	MI 7	WI 7	TR	114007	511136	277072	521168	28834	120
7/2014	MI 7	WI 7	TR	114007	511136	277072	521174	28778	5
7/2014	MI 7	WI 7	TR	114007	511136	277072	521196	28771	5

**ANR Pipeline Company
 Transportation Services
 Fuel By Route Analysis**
VASCR351

 Reporting Year: *January - December 2014*
 Production Period: **07/2014**

<u>Production Period</u>	<u>Receipt Segment</u>	<u>Delivery Segment</u>	<u>Service Class</u>	<u>Svc Req Contract</u>	<u>Receipt Location</u>	<u>Receipt Loc Prop</u>	<u>Delivery Location</u>	<u>Delivery Loc Prop</u>	<u>Fuel Quantity</u>
7/2014	MI 7	WI 7	TR	114007	511136	277072	521262	36868	25
7/2014	MI 7	WI 7	TR	114008	505108	243097	521324	28794	1
7/2014	MI 7	WI 7	TR	114008	511136	277072	521324	28794	30
7/2014	MI 7	WI 7	TR	114009	511136	277072	521178	28883	31
7/2014	MI 7	WI 7	TR	114015	511136	277072	521266	28702	279
7/2014	MI 7	WI 7	TR	114497	511136	277072	523032	384134	22
7/2014	MI 7	WI 7	TR	114497	511136	277072	523034	384136	4
7/2014	MI 7	WI 7	TR	114512	511136	277072	521262	36868	1,186
7/2014	MI 7	WI 7	TR	114525	511136	277072	521200	28679	31
7/2014	MI 7	WI 7	TR	114668	505038	153808	521256	174788	26
7/2014	MI 7	WI 7	TR	114668	505038	153808	521258	265372	2
7/2014	MI 7	WI 7	TR	114668	505038	153808	521786	28798	11
7/2014	MI 7	WI 7	TR	114677	505108	243097	521288	28670	26
7/2014	MI 7	WI 7	TR	114677	511136	277072	521288	28670	1,170
7/2014	MI 7	WI 7	TR	114823	511136	277072	521266	28702	330
7/2014	MI 7	WI 7	TR	115138	510005	246067	521336	28738	1
7/2014	MI 7	WI 7	TR	115138	511136	277072	521336	28738	23
7/2014	MI 7	WI 7	TR	115224	511136	277072	521012	40226	31
7/2014	MI 7	WI 7	TR	115823	505038	153808	521288	28670	3
7/2014	MI 7	WI 7	TR	115823	505108	243097	510041	11661	13
7/2014	MI 7	WI 7	TR	115823	505108	243097	521288	28670	3
7/2014	MI 7	WI 7	TR	115823	511136	277072	521288	28670	54
7/2014	MI 7	WI 7	TR	115931	511136	277072	521298	28736	62
7/2014	MI 7	WI 7	TR	115957	505038	153808	505504	854822	84
7/2014	MI 7	WI 7	TR	116554	505038	153808	521164	28842	38
7/2014	MI 7	WI 7	TR	116554	511136	277072	521164	28842	92
7/2014	MI 7	WI 7	TR	117335	505038	153808	505021	139253	14
7/2014	MI 7	WI 7	TR	117336	511136	277072	521810	36869	144
7/2014	MI 7	WI 7	TR	117338	505108	243097	521262	36868	46
7/2014	MI 7	WI 7	TR	117338	511136	277072	521262	36868	15
7/2014	MI 7	WI 7	TR	117354	510005	246067	521262	36868	641
7/2014	MI 7	WI 7	TR	117358	505108	243097	505021	139253	487
7/2014	MI 7	WI 7	TR	117358	510005	246067	505021	139253	14

ANR Pipeline Company Transportation Services Fuel By Route Analysis
--

VASCR351

 Reporting Year: *January - December 2014*
 Production Period: 07/2014

<u>Production Period</u>	<u>Receipt Segment</u>	<u>Delivery Segment</u>	<u>Service Class</u>	<u>Svc Req Contract</u>	<u>Receipt Location</u>	<u>Receipt Loc Prop</u>	<u>Delivery Location</u>	<u>Delivery Loc Prop</u>	<u>Fuel Quantity</u>
7/2014	MI 7	WI 7	TR	118789	510005	246067	505024	139256	78
7/2014	MI 7	WI 7	TR	121282	511136	277072	521204	28672	3
7/2014	MI 7	WI 7	TR	121282	511136	277072	521810	36869	3
7/2014	MI 7	WI 7	TR	121284	511136	277072	521314	28661	12
7/2014	MI 7	WI 7	TR	121481	511136	277072	521180	28875	3
7/2014	MI 7	WI 7	TR	121932	505108	243097	521266	28702	4
7/2014	MI 7	WI 7	TR	121932	511136	277072	521266	28702	41
7/2014	MI 7	WI 7	TR	121968	505108	243097	521650	269472	36
7/2014	MI 7	WI 7	TR	121981	511136	277072	521164	28842	6
7/2014	MI 7	WI 7	TR	121981	511136	277072	521280	28684	102
7/2014	MI 7	WI 7	TR	121981	511136	277072	521814	36934	20
7/2014	MI 7	WI 7	TR	121982	511136	277072	521204	28672	70
7/2014	MI 7	WI 7	TR	121982	511136	277072	521218	28865	12
7/2014	MI 7	WI 7	TR	121982	511136	277072	521280	28684	50
7/2014	MI 7	WI 7	TR	121983	510005	246067	521164	28842	1
7/2014	MI 7	WI 7	TR	121983	510005	246067	521210	28828	115
7/2014	MI 7	WI 7	TR	121983	510005	246067	521250	28841	168
7/2014	MI 7	WI 7	TR	121984	510005	246067	521180	28875	14
7/2014	MI 7	WI 7	TR	121984	510005	246067	521238	28836	5
7/2014	MI 7	WI 7	TR	121984	510005	246067	521336	28738	7
7/2014	MI 7	WI 7	TR	121984	510005	246067	521814	36934	1
7/2014	MI 7	WI 7	TR	121984	511136	277072	521164	28842	37
7/2014	MI 7	WI 7	TR	121984	511136	277072	521174	28778	30
7/2014	MI 7	WI 7	TR	121984	511136	277072	521180	28875	68
7/2014	MI 7	WI 7	TR	121984	511136	277072	521190	28825	22
7/2014	MI 7	WI 7	TR	121984	511136	277072	521238	28836	69
7/2014	MI 7	WI 7	TR	121984	511136	277072	521260	36867	2
7/2014	MI 7	WI 7	TR	121984	511136	277072	521280	28684	199
7/2014	MI 7	WI 7	TR	121984	511136	277072	521336	28738	38
7/2014	MI 7	WI 7	TR	121984	511136	277072	523034	384136	135
7/2014	MI 7	WI 7	TR	121985	510005	246067	521392	28730	2
7/2014	MI 7	WI 7	TR	121985	510005	246067	521676	100052	12
7/2014	MI 7	WI 7	TR	121985	511136	277072	521164	28842	19

ANR Pipeline Company Transportation Services Fuel By Route Analysis

VASCR351

Reporting Year: *January - December 2014*
 Production Period: 07/2014

<u>Production Period</u>	<u>Receipt Segment</u>	<u>Delivery Segment</u>	<u>Service Class</u>	<u>Svc Req Contract</u>	<u>Receipt Location</u>	<u>Receipt Loc Prop</u>	<u>Delivery Location</u>	<u>Delivery Loc Prop</u>	<u>Fuel Quantity</u>
7/2014	MI 7	WI 7	TR	121985	511136	277072	521168	28834	32
7/2014	MI 7	WI 7	TR	121985	511136	277072	521180	28875	100
7/2014	MI 7	WI 7	TR	121985	511136	277072	521280	28684	22
7/2014	MI 7	WI 7	TR	121985	511136	277072	521340	28732	60
7/2014	MI 7	WI 7	TR	121985	511136	277072	521392	28730	60
7/2014	MI 7	WI 7	TR	121985	511136	277072	521676	100052	112
7/2014	MI 7	WI 7	TR	121986	510005	246067	521174	28778	4
7/2014	MI 7	WI 7	TR	121986	510005	246067	521330	28761	5
7/2014	MI 7	WI 7	TR	121986	510005	246067	523034	384136	14
7/2014	MI 7	WI 7	TR	121986	511136	277072	521164	28842	10
7/2014	MI 7	WI 7	TR	121986	511136	277072	521174	28778	59
7/2014	MI 7	WI 7	TR	121986	511136	277072	521190	28825	86
7/2014	MI 7	WI 7	TR	121986	511136	277072	521194	40223	98
7/2014	MI 7	WI 7	TR	121986	511136	277072	521266	28702	37
7/2014	MI 7	WI 7	TR	121986	511136	277072	521330	28761	142
7/2014	MI 7	WI 7	TR	121986	511136	277072	523034	384136	61
7/2014	MI 7	WI 7	TR	121987	510005	246067	521164	28842	66
7/2014	MI 7	WI 7	TR	121987	510005	246067	521298	28736	624
7/2014	MI 7	WI 7	TR	121988	510005	246067	521676	100052	558
7/2014	MI 7	WI 7	TR	121989	510005	246067	521344	28734	5
7/2014	MI 7	WI 7	TR	121989	511136	277072	521344	28734	150
7/2014	MI 7	WI 7	TR	121990	510005	246067	523034	384136	5
7/2014	MI 7	WI 7	TR	121990	511136	277072	523034	384136	150
7/2014	MI 7	WI 7	TR	121991	510005	246067	521164	28842	41
7/2014	MI 7	WI 7	TR	121991	510005	246067	521174	28778	40
7/2014	MI 7	WI 7	TR	121991	510005	246067	521180	28875	327
7/2014	MI 7	WI 7	TR	121991	510005	246067	521190	28825	175
7/2014	MI 7	WI 7	TR	121991	510005	246067	521194	40223	116
7/2014	MI 7	WI 7	TR	121991	510005	246067	521266	28702	150
7/2014	MI 7	WI 7	TR	121991	510005	246067	521322	28868	61
7/2014	MI 7	WI 7	TR	121991	510005	246067	521676	100052	219
7/2014	MI 7	WI 7	TR	121992	510005	246067	521330	28761	270
7/2014	MI 7	WI 7	TR	121993	511136	277072	521270	28676	31

ANR Pipeline Company Transportation Services Fuel By Route Analysis

VASCR351

Reporting Year: *January - December 2014*
 Production Period: **07/2014**

<u>Production Period</u>	<u>Receipt Segment</u>	<u>Delivery Segment</u>	<u>Service Class</u>	<u>Svc Req Contract</u>	<u>Receipt Location</u>	<u>Receipt Loc Prop</u>	<u>Delivery Location</u>	<u>Delivery Loc Prop</u>	<u>Fuel Quantity</u>
7/2014	MI 7	WI 7	TR	121994	511136	277072	521288	28670	155
7/2014	MI 7	WI 7	TR	121995	511136	277072	521786	28798	31
7/2014	MI 7	WI 7	TR	121996	511136	277072	521188	28862	93
7/2014	MI 7	WI 7	TR	121997	511136	277072	521218	28865	31
7/2014	MI 7	WI 7	TR	121998	511136	277072	521164	28842	30
7/2014	MI 7	WI 7	TR	121999	511136	277072	521356	28774	93
7/2014	MI 7	WI 7	TR	122070	511136	277072	521250	28841	36
7/2014	MI 7	WI 7	TR	122265	510005	246067	521012	40226	624
7/2014	MI 7	WI 7	TR	122265	510005	246067	521164	28842	169
7/2014	MI 7	WI 7	TR	122265	510005	246067	521168	28834	11
7/2014	MI 7	WI 7	TR	122265	510005	246067	521174	28778	257
7/2014	MI 7	WI 7	TR	122265	510005	246067	521176	28859	6
7/2014	MI 7	WI 7	TR	122265	510005	246067	521180	28875	48
7/2014	MI 7	WI 7	TR	122265	510005	246067	521190	28825	33
7/2014	MI 7	WI 7	TR	122265	510005	246067	521238	28836	23
7/2014	MI 7	WI 7	TR	122265	510005	246067	521240	28759	7
7/2014	MI 7	WI 7	TR	122265	510005	246067	521246	28844	374
7/2014	MI 7	WI 7	TR	122265	510005	246067	521250	28841	522
7/2014	MI 7	WI 7	TR	122265	510005	246067	521260	36867	3
7/2014	MI 7	WI 7	TR	122265	510005	246067	521266	28702	26
7/2014	MI 7	WI 7	TR	122265	510005	246067	521314	28661	52
7/2014	MI 7	WI 7	TR	122265	510005	246067	521676	100052	347
7/2014	MI 7	WI 7	TR	122265	510005	246067	521786	28798	164
7/2014	MI 7	WI 7	TR	122265	510005	246067	523034	384136	43
7/2014	MI 7	WI 7	TR	122266	510005	246067	521168	28834	1
7/2014	MI 7	WI 7	TR	122266	510005	246067	521174	28778	2
7/2014	MI 7	WI 7	TR	122266	510005	246067	521372	11703	11
7/2014	MI 7	WI 7	TR	122266	511136	277072	521164	28842	79
7/2014	MI 7	WI 7	TR	122266	511136	277072	521324	28794	32
7/2014	MI 7	WI 7	TR	122266	511136	277072	521372	11703	275
7/2014	MI 7	WI 7	TR	122267	510005	246067	521164	28842	24
7/2014	MI 7	WI 7	TR	122267	510005	246067	521176	28859	43
7/2014	MI 7	WI 7	TR	122267	510005	246067	521238	28836	43

ANR Pipeline Company Transportation Services Fuel By Route Analysis

VASCR351

Reporting Year: *January - December 2014*
 Production Period: **07/2014**

<u>Production Period</u>	<u>Receipt Segment</u>	<u>Delivery Segment</u>	<u>Service Class</u>	<u>Svc Req Contract</u>	<u>Receipt Location</u>	<u>Receipt Loc Prop</u>	<u>Delivery Location</u>	<u>Delivery Loc Prop</u>	<u>Fuel Quantity</u>
7/2014	MI 7	WI 7	TR	122267	510005	246067	521240	28759	90
7/2014	MI 7	WI 7	TR	122267	510005	246067	521250	28841	35
7/2014	MI 7	WI 7	TR	122267	510005	246067	521260	36867	307
7/2014	MI 7	WI 7	TR	122267	510005	246067	523034	384136	50
7/2014	MI 7	WI 7	TR	122268	510005	246067	521164	28842	27
7/2014	MI 7	WI 7	TR	122268	510005	246067	521676	100052	20
7/2014	MI 7	WI 7	TR	122268	510005	246067	521812	40304	481
7/2014	MI 7	WI 7	TR	122269	510005	246067	521164	28842	4
7/2014	MI 7	WI 7	TR	122269	510005	246067	521314	28661	7
7/2014	MI 7	WI 7	TR	122269	510005	246067	521372	11703	423
7/2014	MI 7	WI 7	TR	122817	505038	153808	523035	387791	14
7/2014	MI 7	WI 7	TR	122817	505108	243097	523035	387791	14
7/2014	MI 7	WI 7	TR	122817	510029	2610	523032	384134	10
7/2014	MI 7	WI 7	TR	122817	510029	2610	523035	387791	4
7/2014	MI 7	WI 7	TR	122817	511136	277072	523035	387791	95
7/2014	MI 7	WI 7	TR	122837	505038	153808	521654	284917	37
7/2014	MI 7	WI 7	TR	123169	511136	277072	521306	28741	240
7/2014	MI 7	WI 7	TR	123170	511136	277072	521356	28774	570
7/2014	MI 7	WI 7	TR	123265	511136	277072	521288	28670	1,101
7/2014	MI 7	WI 7	TR	123266	511136	277072	521288	28670	150
7/2014	MI 7	WI 7	TR	123268	510005	246067	521174	28778	13
7/2014	MI 7	WI 7	TR	123268	511136	277072	521168	28834	2
7/2014	MI 7	WI 7	TR	123268	511136	277072	521176	28859	1
7/2014	MI 7	WI 7	TR	123268	511136	277072	521180	28875	9
7/2014	MI 7	WI 7	TR	123268	511136	277072	521240	28759	15
7/2014	MI 7	WI 7	TR	123268	511136	277072	521324	28794	268
7/2014	MI 7	WI 7	TR	123268	511136	277072	523034	384136	18
7/2014	MI 7	WI 7	TR	123269	510005	246067	521310	28743	540
7/2014	MI 7	WI 7	TR	123270	510005	246067	521190	28825	3
7/2014	MI 7	WI 7	TR	123270	511136	277072	521190	28825	90
7/2014	MI 7	WI 7	TR	123271	510005	246067	521306	28741	155
7/2014	MI 7	WI 7	TR	123272	511136	277072	521164	28842	144
7/2014	MI 7	WI 7	TR	123272	511136	277072	521178	28883	158

**ANR Pipeline Company
 Transportation Services
 Fuel By Route Analysis**
VASCR351

 Reporting Year: *January - December 2014*
 Production Period: 07/2014

<u>Production Period</u>	<u>Receipt Segment</u>	<u>Delivery Segment</u>	<u>Service Class</u>	<u>Svc Req Contract</u>	<u>Receipt Location</u>	<u>Receipt Loc Prop</u>	<u>Delivery Location</u>	<u>Delivery Loc Prop</u>	<u>Fuel Quantity</u>
7/2014	MI 7	WI 7	TR	123272	511136	277072	521324	28794	88
7/2014	MI 7	WI 7	TR	123308	510005	246067	521814	36934	4
7/2014	MI 7	WI 7	TR	123308	511136	277072	521814	36934	120
7/2014	MI 7	WI 7	TR	123397	505108	243097	521266	28702	93
7/2014	MI 7	WI 7	TR	123397	510005	246067	521266	28702	62
7/2014	MI 7	WI 7	TR	123398	510005	246067	521392	28730	155
7/2014	MI 7	WI 7	TR	123631	505108	243097	523034	384136	84
7/2014	MI 7	WI 7	TR	123631	505108	243097	523035	387791	624
7/2014	MI 7	WI 7	TR	123631	505230	153728	523035	387791	128
7/2014	MI 7	WI 7	TR	123631	510005	246067	523035	387791	33
7/2014	MI 7	WI 7	TR	123631	510029	2610	523035	387791	130
7/2014	MI 7	WI 7	TR	123631	511136	277072	521314	28661	55
7/2014	MI 7	WI 7	TR	123631	511136	277072	523032	384134	34
7/2014	MI 7	WI 7	TR	123631	511136	277072	523034	384136	126
7/2014	MI 7	WI 7	TR	123631	511136	277072	523035	387791	1,141
7/2014	MI 7	WI 7	TR	123643	510005	246067	521164	28842	16
7/2014	MI 7	WI 7	TR	123643	510005	246067	521174	28778	2
7/2014	MI 7	WI 7	TR	123643	511136	277072	521164	28842	438
7/2014	MI 7	WI 7	TR	123643	511136	277072	521250	28841	8
7/2014	MI 7	WI 7	TR	123643	511136	277072	521314	28661	19
7/2014	MI 7	WI 7	TR	123648	511136	277072	521316	28831	328
7/2014	MI 7	WI 7	TR	123742	510005	246067	521172	28846	3
7/2014	MI 7	WI 7	TR	123800	510005	246067	521374	28662	7
7/2014	MI 7	WI 7	TR	123800	511136	277072	521374	28662	210
7/2014	MI 7	WI 7	TR	123976	505038	153808	523032	384134	10
7/2014	MI 7	WI 7	TR	123976	505108	243097	523032	384134	209
7/2014	MI 7	WI 7	TR	123976	510005	246067	521250	28841	330
7/2014	MI 7	WI 7	TR	123976	510005	246067	521314	28661	193
7/2014	MI 7	WI 7	TR	123976	510005	246067	521650	269472	116
7/2014	MI 7	WI 7	TR	123976	510005	246067	523032	384134	297
7/2014	MI 7	WI 7	TR	123976	510005	246067	523034	384136	368
7/2014	MI 7	WI 7	TR	123976	511136	277072	521172	28846	98
7/2014	MI 7	WI 7	TR	123976	511136	277072	521250	28841	436

ANR Pipeline Company Transportation Services Fuel By Route Analysis

VASCR351

Reporting Year: *January - December 2014*
 Production Period: **07/2014**

<u>Production Period</u>	<u>Receipt Segment</u>	<u>Delivery Segment</u>	<u>Service Class</u>	<u>Svc Req Contract</u>	<u>Receipt Location</u>	<u>Receipt Loc Prop</u>	<u>Delivery Location</u>	<u>Delivery Loc Prop</u>	<u>Fuel Quantity</u>
7/2014	MI 7	WI 7	TR	123976	511136	277072	521266	28702	20
7/2014	MI 7	WI 7	TR	123976	511136	277072	521314	28661	696
7/2014	MI 7	WI 7	TR	123976	511136	277072	521650	269472	145
7/2014	MI 7	WI 7	TR	123976	511136	277072	523032	384134	617
7/2014	MI 7	WI 7	TR	123976	511136	277072	523034	384136	1,917
7/2014	MI 7	WI 7	TR	124006	505108	243097	521676	100052	9
7/2014	MI 7	WI 7	TR	124006	510005	246067	521176	28859	7
7/2014	MI 7	WI 7	TR	124006	510005	246067	521188	28862	11
7/2014	MI 7	WI 7	TR	124006	510005	246067	521198	28782	3
7/2014	MI 7	WI 7	TR	124006	510005	246067	521246	28844	10
7/2014	MI 7	WI 7	TR	124006	510005	246067	521394	36936	19
7/2014	MI 7	WI 7	TR	124006	510005	246067	521676	100052	22
7/2014	MI 7	WI 7	TR	124006	510005	246067	523034	384136	62
7/2014	MI 7	WI 7	TR	124006	511136	277072	521012	40226	39
7/2014	MI 7	WI 7	TR	124006	511136	277072	521172	28846	129
7/2014	MI 7	WI 7	TR	124006	511136	277072	521176	28859	62
7/2014	MI 7	WI 7	TR	124006	511136	277072	521180	28875	38
7/2014	MI 7	WI 7	TR	124006	511136	277072	521188	28862	89
7/2014	MI 7	WI 7	TR	124006	511136	277072	521198	28782	21
7/2014	MI 7	WI 7	TR	124006	511136	277072	521210	28828	52
7/2014	MI 7	WI 7	TR	124006	511136	277072	521240	28759	52
7/2014	MI 7	WI 7	TR	124006	511136	277072	521246	28844	88
7/2014	MI 7	WI 7	TR	124006	511136	277072	521266	28702	174
7/2014	MI 7	WI 7	TR	124006	511136	277072	521314	28661	102
7/2014	MI 7	WI 7	TR	124006	511136	277072	521394	36936	78
7/2014	MI 7	WI 7	TR	124006	511136	277072	521676	100052	201
7/2014	MI 7	WI 7	TR	124006	511136	277072	523034	384136	27
7/2014	MI 7	WI 7	TR	124007	510005	246067	521314	28661	46
7/2014	MI 7	WI 7	TR	124007	510005	246067	523034	384136	69
7/2014	MI 7	WI 7	TR	124007	511136	277072	521012	40226	4
7/2014	MI 7	WI 7	TR	124007	511136	277072	521172	28846	13
7/2014	MI 7	WI 7	TR	124007	511136	277072	521176	28859	7
7/2014	MI 7	WI 7	TR	124007	511136	277072	521180	28875	4

**ANR Pipeline Company
 Transportation Services
 Fuel By Route Analysis**

VASCR351

Reporting Year: *January - December 2014*
 Production Period: 07/2014

<u>Production Period</u>	<u>Receipt Segment</u>	<u>Delivery Segment</u>	<u>Service Class</u>	<u>Svc Req Contract</u>	<u>Receipt Location</u>	<u>Receipt Loc Prop</u>	<u>Delivery Location</u>	<u>Delivery Loc Prop</u>	<u>Fuel Quantity</u>
7/2014	MI 7	WI 7	TR	124007	511136	277072	521188	28862	22
7/2014	MI 7	WI 7	TR	124007	511136	277072	521198	28782	3
7/2014	MI 7	WI 7	TR	124007	511136	277072	521210	28828	6
7/2014	MI 7	WI 7	TR	124007	511136	277072	521240	28759	6
7/2014	MI 7	WI 7	TR	124007	511136	277072	521246	28844	10
7/2014	MI 7	WI 7	TR	124007	511136	277072	521266	28702	7
7/2014	MI 7	WI 7	TR	124007	511136	277072	521314	28661	51
7/2014	MI 7	WI 7	TR	124007	511136	277072	521394	36936	18
7/2014	MI 7	WI 7	TR	124007	511136	277072	523034	384136	229
7/2014	MI 7	WI 7	TR	124050	511136	277072	523034	384136	79
7/2014	MI 7	WI 7	TR	124050	511144	48642	523034	384136	13
7/2014	MI 7	WI 7	TR	124076	505038	153808	521654	284917	46
7/2014	MI 7	WI 7	TR	124076	505038	153808	523034	384136	177
7/2014	MI 7	WI 7	TR	124076	510005	246067	523032	384134	368
7/2014	MI 7	WI 7	TR	124076	510005	246067	523034	384136	7
7/2014	MI 7	WI 7	TR	124076	511136	277072	521650	269472	34
7/2014	MI 7	WI 7	TR	124076	511136	277072	521654	284917	64
7/2014	MI 7	WI 7	TR	124076	511136	277072	523032	384134	34
7/2014	MI 7	WI 7	TR	124085	510005	246067	521172	28846	40
7/2014	MI 7	WI 7	TR	124124	510005	246067	521012	40226	3
7/2014	MI 7	WI 7	TR	124124	510005	246067	521168	28834	3
7/2014	MI 7	WI 7	TR	124124	510005	246067	521172	28846	81
7/2014	MI 7	WI 7	TR	124124	510005	246067	521174	28778	5
7/2014	MI 7	WI 7	TR	124124	510005	246067	521198	28782	3
7/2014	MI 7	WI 7	TR	124124	510005	246067	521214	40197	29
7/2014	MI 7	WI 7	TR	124124	510005	246067	521218	28865	4
7/2014	MI 7	WI 7	TR	124124	510005	246067	521230	28819	12
7/2014	MI 7	WI 7	TR	124124	510005	246067	521240	28759	4
7/2014	MI 7	WI 7	TR	124124	510005	246067	521246	28844	10
7/2014	MI 7	WI 7	TR	124124	510005	246067	521252	28779	31
7/2014	MI 7	WI 7	TR	124124	510005	246067	521260	36867	9
7/2014	MI 7	WI 7	TR	124124	510005	246067	521266	28702	6
7/2014	MI 7	WI 7	TR	124124	510005	246067	521298	28736	7

ANR Pipeline Company Transportation Services Fuel By Route Analysis

VASCR351

Reporting Year: *January - December 2014*
 Production Period: **07/2014**

<u>Production Period</u>	<u>Receipt Segment</u>	<u>Delivery Segment</u>	<u>Service Class</u>	<u>Svc Req Contract</u>	<u>Receipt Location</u>	<u>Receipt Loc Prop</u>	<u>Delivery Location</u>	<u>Delivery Loc Prop</u>	<u>Fuel Quantity</u>
7/2014	MI 7	WI 7	TR	124124	510005	246067	521302	28747	3
7/2014	MI 7	WI 7	TR	124124	510005	246067	521314	28661	18
7/2014	MI 7	WI 7	TR	124124	510005	246067	521316	28831	3
7/2014	MI 7	WI 7	TR	124124	510005	246067	521324	28794	46
7/2014	MI 7	WI 7	TR	124124	510005	246067	521336	28738	10
7/2014	MI 7	WI 7	TR	124124	510005	246067	521374	28662	6
7/2014	MI 7	WI 7	TR	124124	510005	246067	521784	28720	166
7/2014	MI 7	WI 7	TR	124124	510005	246067	521814	36934	33
7/2014	MI 7	WI 7	TR	124124	510005	246067	523041	395460	27
7/2014	MI 7	WI 7	TR	124124	511136	277072	521012	40226	4
7/2014	MI 7	WI 7	TR	124124	511136	277072	521168	28834	4
7/2014	MI 7	WI 7	TR	124124	511136	277072	521172	28846	163
7/2014	MI 7	WI 7	TR	124124	511136	277072	521174	28778	9
7/2014	MI 7	WI 7	TR	124124	511136	277072	521198	28782	4
7/2014	MI 7	WI 7	TR	124124	511136	277072	521214	40197	38
7/2014	MI 7	WI 7	TR	124124	511136	277072	521218	28865	9
7/2014	MI 7	WI 7	TR	124124	511136	277072	521230	28819	17
7/2014	MI 7	WI 7	TR	124124	511136	277072	521240	28759	5
7/2014	MI 7	WI 7	TR	124124	511136	277072	521246	28844	16
7/2014	MI 7	WI 7	TR	124124	511136	277072	521252	28779	272
7/2014	MI 7	WI 7	TR	124124	511136	277072	521260	36867	12
7/2014	MI 7	WI 7	TR	124124	511136	277072	521266	28702	8
7/2014	MI 7	WI 7	TR	124124	511136	277072	521288	28670	3
7/2014	MI 7	WI 7	TR	124124	511136	277072	521298	28736	11
7/2014	MI 7	WI 7	TR	124124	511136	277072	521302	28747	4
7/2014	MI 7	WI 7	TR	124124	511136	277072	521314	28661	21
7/2014	MI 7	WI 7	TR	124124	511136	277072	521316	28831	4
7/2014	MI 7	WI 7	TR	124124	511136	277072	521324	28794	58
7/2014	MI 7	WI 7	TR	124124	511136	277072	521336	28738	9
7/2014	MI 7	WI 7	TR	124124	511136	277072	521374	28662	8
7/2014	MI 7	WI 7	TR	124124	511136	277072	521784	28720	314
7/2014	MI 7	WI 7	TR	124124	511136	277072	521814	36934	56
7/2014	MI 7	WI 7	TR	124124	511136	277072	523041	395460	47

**ANR Pipeline Company
 Transportation Services
 Fuel By Route Analysis**
VASCR351

 Reporting Year: *January - December 2014*
 Production Period: 07/2014

<u>Production Period</u>	<u>Receipt Segment</u>	<u>Delivery Segment</u>	<u>Service Class</u>	<u>Svc Req Contract</u>	<u>Receipt Location</u>	<u>Receipt Loc Prop</u>	<u>Delivery Location</u>	<u>Delivery Loc Prop</u>	<u>Fuel Quantity</u>
7/2014	MI 7	WI 7	TR	124129	511136	277072	523034	384136	32
7/2014	MI 7	WI 7	TR	124145	511136	277072	521164	28842	425
7/2014	MI 7	WI 7	TR	124145	511136	277072	521324	28794	68
7/2014	MI 7	WI 7	TR	124179	505108	243097	521034	183670	10
7/2014	MI 7	WI 7	TR	124179	511136	277072	521314	28661	9
7/2014	MI 7	WI 7	TR	124196	505108	243097	523034	384136	52
7/2014	MI 7	WI 7	TR	124196	505108	243097	523035	387791	113
7/2014	MI 7	WI 7	TR	124196	510029	2610	523035	387791	417
7/2014	MI 7	WI 7	TR	124196	511136	277072	523034	384136	66
7/2014	MI 7	WI 7	TR	124196	511136	277072	523035	387791	851
7/2014	MI 7	WI 7	TR	124197	505038	153808	523035	387791	78
7/2014	MI 7	WI 7	TR	124197	510029	2610	523035	387791	51
7/2014	MI 7	WI 7	TR	124197	511136	277072	523032	384134	24
7/2014	MI 7	WI 7	TR	124197	511136	277072	523035	387791	330
7/2014	MI 7	WI 7	TR	124572	511136	277072	521314	28661	37
7/2014	MI 7	WI 7	TR	124572	511136	277072	523032	384134	56
7/2014	MI 7	WI 7	TR	124572	511136	277072	523035	387791	37
7/2014	MI 7	WI 7	TR	124573	505108	243097	523032	384134	32
7/2014	MI 7	WI 7	TR	124573	505108	243097	523035	387791	96
7/2014	MI 7	WI 7	TR	124573	510029	2610	523035	387791	32
7/2014	MI 7	WI 7	TR	124573	511136	277072	523034	384136	21
7/2014	MI 7	WI 7	TR	124579	505108	243097	521650	269472	28
7/2014	MI 7	WI 7	TR	124579	505108	243097	523032	384134	201
7/2014	MI 7	WI 7	TR	124579	505108	243097	523034	384136	13
7/2014	MI 7	WI 7	TR	124579	511136	277072	521250	28841	132
7/2014	MI 7	WI 7	TR	124579	511136	277072	523032	384134	100
7/2014	MI 7	WI 7	TR	124579	511136	277072	523034	384136	402
7/2014	MI 7	WI 7	TR	124584	510005	246067	521314	28661	16
7/2014	MI 7	WI 7	TR	124584	511136	277072	521164	28842	32
7/2014	MI 7	WI 7	TR	124584	511136	277072	521314	28661	46
7/2014	MI 7	WI 7	TR	124586	511136	277072	521178	28883	1,559
7/2014	MI 7	WI 7	TR	124732	505108	243097	521322	28868	465
7/2014	MI 7	WI 7	TR	124733	505108	243097	521266	28702	31

ANR Pipeline Company Transportation Services Fuel By Route Analysis

VASCR351

Reporting Year: *January - December 2014*
 Production Period: 07/2014

<u>Production Period</u>	<u>Receipt Segment</u>	<u>Delivery Segment</u>	<u>Service Class</u>	<u>Svc Req Contract</u>	<u>Receipt Location</u>	<u>Receipt Loc Prop</u>	<u>Delivery Location</u>	<u>Delivery Loc Prop</u>	<u>Fuel Quantity</u>
7/2014	MI 7	WI 7	TR	124807	510005	246067	521250	28841	50
7/2014	MI 7	WI 7	TR	124807	510005	246067	523032	384134	31
7/2014	MI 7	WI 7	TR	124807	511136	277072	521650	269472	20
7/2014	MI 7	WI 7	TR	124807	511136	277072	523032	384134	118
7/2014	MI 7	WI 7	TR	124810	511136	277072	521784	28720	6
7/2014	MI 7	WI 7	TR	124811	510005	246067	521012	40226	3
7/2014	MI 7	WI 7	TR	124811	510005	246067	521172	28846	28
7/2014	MI 7	WI 7	TR	124811	510005	246067	521182	28854	5
7/2014	MI 7	WI 7	TR	124811	510005	246067	521212	28882	2
7/2014	MI 7	WI 7	TR	124811	510005	246067	521214	40197	5
7/2014	MI 7	WI 7	TR	124811	510005	246067	521220	28766	8
7/2014	MI 7	WI 7	TR	124811	510005	246067	521240	28759	2
7/2014	MI 7	WI 7	TR	124811	510005	246067	521246	28844	6
7/2014	MI 7	WI 7	TR	124811	510005	246067	521250	28841	9
7/2014	MI 7	WI 7	TR	124811	510005	246067	521298	28736	3
7/2014	MI 7	WI 7	TR	124811	510005	246067	521302	28747	1
7/2014	MI 7	WI 7	TR	124811	510005	246067	521322	28868	6
7/2014	MI 7	WI 7	TR	124811	510005	246067	521324	28794	1
7/2014	MI 7	WI 7	TR	124811	510005	246067	521328	28763	5
7/2014	MI 7	WI 7	TR	124811	510005	246067	521330	28761	5
7/2014	MI 7	WI 7	TR	124811	510005	246067	521336	28738	1
7/2014	MI 7	WI 7	TR	124811	510005	246067	521350	28660	3
7/2014	MI 7	WI 7	TR	124811	510005	246067	521356	28774	4
7/2014	MI 7	WI 7	TR	124811	510005	246067	521392	28730	2
7/2014	MI 7	WI 7	TR	124811	510005	246067	521676	100052	6
7/2014	MI 7	WI 7	TR	124811	510005	246067	521786	28798	3
7/2014	MI 7	WI 7	TR	124811	510005	246067	521814	36934	8
7/2014	MI 7	WI 7	TR	124811	511136	277072	521012	40226	73
7/2014	MI 7	WI 7	TR	124811	511136	277072	521182	28854	133
7/2014	MI 7	WI 7	TR	124811	511136	277072	521212	28882	51
7/2014	MI 7	WI 7	TR	124811	511136	277072	521214	40197	116
7/2014	MI 7	WI 7	TR	124811	511136	277072	521220	28766	175
7/2014	MI 7	WI 7	TR	124811	511136	277072	521240	28759	43

ANR Pipeline Company Transportation Services Fuel By Route Analysis

VASCR351

 Reporting Year: *January - December 2014*
 Production Period: 07/2014

<u>Production Period</u>	<u>Receipt Segment</u>	<u>Delivery Segment</u>	<u>Service Class</u>	<u>Svc Req Contract</u>	<u>Receipt Location</u>	<u>Receipt Loc Prop</u>	<u>Delivery Location</u>	<u>Delivery Loc Prop</u>	<u>Fuel Quantity</u>
7/2014	MI 7	WI 7	TR	124811	511136	277072	521246	28844	136
7/2014	MI 7	WI 7	TR	124811	511136	277072	521250	28841	231
7/2014	MI 7	WI 7	TR	124811	511136	277072	521298	28736	26
7/2014	MI 7	WI 7	TR	124811	511136	277072	521302	28747	34
7/2014	MI 7	WI 7	TR	124811	511136	277072	521322	28868	110
7/2014	MI 7	WI 7	TR	124811	511136	277072	521324	28794	30
7/2014	MI 7	WI 7	TR	124811	511136	277072	521328	28763	147
7/2014	MI 7	WI 7	TR	124811	511136	277072	521330	28761	94
7/2014	MI 7	WI 7	TR	124811	511136	277072	521336	28738	19
7/2014	MI 7	WI 7	TR	124811	511136	277072	521350	28660	82
7/2014	MI 7	WI 7	TR	124811	511136	277072	521356	28774	112
7/2014	MI 7	WI 7	TR	124811	511136	277072	521370	28788	9
7/2014	MI 7	WI 7	TR	124811	511136	277072	521392	28730	65
7/2014	MI 7	WI 7	TR	124811	511136	277072	521676	100052	126
7/2014	MI 7	WI 7	TR	124811	511136	277072	521786	28798	83
7/2014	MI 7	WI 7	TR	124811	511136	277072	521814	36934	182
7/2014	MI 7	WI 7	TR	124812	505108	243097	521250	28841	46
7/2014	MI 7	WI 7	TR	124812	505108	243097	521654	284917	55
7/2014	MI 7	WI 7	TR	124812	505108	243097	523032	384134	322
7/2014	MI 7	WI 7	TR	124812	505108	243097	523034	384136	92
7/2014	MI 7	WI 7	TR	124814	510005	246067	523032	384134	2
7/2014	MI 7	WI 7	TR	124814	511136	277072	523032	384134	6
7/2014	MI 7	WI 7	TR	124815	510005	246067	523032	384134	1
7/2014	MI 7	WI 7	TR	124815	511136	277072	523032	384134	3
7/2014	MI 7	WI 7	TR	124816	510005	246067	523032	384134	4
7/2014	MI 7	WI 7	TR	124816	511136	277072	523032	384134	12
7/2014	MI 7	WI 7	TR	124829	505108	243097	521314	28661	46
7/2014	MI 7	WI 7	TR	124829	505108	243097	523034	384136	1,058
7/2014	MI 7	WI 7	TR	124831	510005	246067	521324	28794	49
7/2014	MI 7	WI 7	TR	124831	511136	277072	521164	28842	310
7/2014	MI 7	WI 7	TR	124831	511136	277072	521174	28778	184
7/2014	MI 7	WI 7	TR	124831	511136	277072	521238	28836	1
7/2014	MI 7	WI 7	TR	124831	511136	277072	521324	28794	855

ANR Pipeline Company Transportation Services Fuel By Route Analysis

VASCR351

Reporting Year: *January - December 2014*
 Production Period: **07/2014**

<u>Production Period</u>	<u>Receipt Segment</u>	<u>Delivery Segment</u>	<u>Service Class</u>	<u>Svc Req Contract</u>	<u>Receipt Location</u>	<u>Receipt Loc Prop</u>	<u>Delivery Location</u>	<u>Delivery Loc Prop</u>	<u>Fuel Quantity</u>
7/2014	MI 7	WI 7	TR	124831	511136	277072	521676	100052	59
7/2014	MI 7	WI 7	TR	124864	505038	153808	523034	384136	51
7/2014	MI 7	WI 7	TR	124864	505108	243097	523034	384136	129
	Segment								78,775
7/2014	MW 5	MI 7	TR	110884	510016	5751	521116	42078	284
7/2014	MW 5	MI 7	TR	123297	510016	5751	505038	153808	2,086
7/2014	MW 5	MI 7	TR	123297	510016	5751	521008	11616	929
7/2014	MW 5	MI 7	TR	124608	510016	5751	505038	153808	561
7/2014	MW 5	MI 7	TR	124608	510016	5751	521622	110850	37
7/2014	MW 5	MI 7	TR	124608	510016	5751	523008	312117	65
7/2014	MW 5	MI 7	TR	124799	510016	5751	505017	139249	997
	Segment								4,959
7/2014	MW 5	MW 6	TR	114767	513067	696539	521608	171759	62
	Segment								62
7/2014	MW 5	WI 7	TR	123297	510016	5751	523035	387791	338
7/2014	MW 5	WI 7	TR	124608	510016	5751	523035	387791	14
	Segment								352
7/2014	MW 6	MI 7	TR	750	505014	139246	505038	153808	178
7/2014	MW 6	MI 7	TR	108985	505005	139233	505038	153808	36
7/2014	MW 6	MI 7	TR	123405	505013	139241	505038	153808	1,386
7/2014	MW 6	MI 7	TR	124214	521482	4741	505038	153808	227
7/2014	MW 6	MI 7	TR	124214	521482	4741	505108	243097	6
7/2014	MW 6	MI 7	TR	124480	521420	4602	505038	153808	335
	Segment								2,168
7/2014	SE 1	ME 2	TR	114655	511164	186900	521044	261572	1,117
	Segment								1,117
7/2014	SE 1	ME 3	TR	106116	511164	186900	505007	139235	286
	Segment								286
7/2014	SE 1	SE 1	TR	106779	505544	1250765	505276	325427	120
7/2014	SE 1	SE 1	TR	108649	505544	1250765	505276	325427	187

ANR Pipeline Company Transportation Services Fuel By Route Analysis
--

VASCR351

 Reporting Year: *January - December 2014*
 Production Period: **07/2014**

<u>Production Period</u>	<u>Receipt Segment</u>	<u>Delivery Segment</u>	<u>Service Class</u>	<u>Svc Req Contract</u>	<u>Receipt Location</u>	<u>Receipt Loc Prop</u>	<u>Delivery Location</u>	<u>Delivery Loc Prop</u>	<u>Fuel Quantity</u>
7/2014	SE 1	SE 1	TR	115495	505544	1250765	505276	325427	12
7/2014	SE 1	SE 1	TR	115504	505544	1250765	505276	325427	248
7/2014	SE 1	SE 1	TR	115821	505544	1250765	505358	345116	50
7/2014	SE 1	SE 1	TR	119427	505544	1250765	505276	325427	31
7/2014	SE 1	SE 1	TR	121272	510003	135819	505276	325427	2
7/2014	SE 1	SE 1	TR	123663	505544	1250765	505276	325427	366
7/2014	SE 1	SE 1	TR	124180	505544	1250765	523064	766185	1,828
7/2014	SE 1	SE 1	TR	124698	505544	1250765	505276	325427	155
Segment									2,999
7/2014	SE 2	ME 2	TR	104491	505002	103565	521982	283195	62
7/2014	SE 2	ME 2	TR	106309	505002	103565	521594	20666	651
7/2014	SE 2	ME 2	TR	120643	505002	103565	523069	1055519	124
7/2014	SE 2	ME 2	TR	121148	505002	103565	521660	153751	2,014
7/2014	SE 2	ME 2	TR	121721	505002	103565	521536	20046	279
7/2014	SE 2	ME 2	TR	122805	505002	103565	523073	1292823	189
7/2014	SE 2	ME 2	TR	124686	505002	103565	521660	153751	1,950
7/2014	SE 2	ME 2	TS	123388	505002	103565	505126	267228	611
Segment									5,880
7/2014	SE 2	ME 3	TR	108031	505002	103565	521688	153708	501
7/2014	SE 2	ME 3	TR	109950	505002	103565	521638	153767	310
7/2014	SE 2	ME 3	TR	109952	505002	103565	521638	153767	902
7/2014	SE 2	ME 3	TR	113546	505002	103565	505563	1389347	3,140
7/2014	SE 2	ME 3	TR	116740	505002	103565	523038	398767	19
7/2014	SE 2	ME 3	TR	118761	505002	103565	520024	21906	13,643
7/2014	SE 2	ME 3	TR	118863	505002	103565	521986	277052	205
7/2014	SE 2	ME 3	TR	120144	505002	103565	521626	40184	99
7/2014	SE 2	ME 3	TR	121721	505002	103565	521092	4475	31
7/2014	SE 2	ME 3	TR	123138	505002	103565	520005	15672	123
7/2014	SE 2	ME 3	TR	124076	505002	103565	505564	1389346	524
7/2014	SE 2	ME 3	TR	124076	505002	103565	521010	40186	29
7/2014	SE 2	ME 3	TR	124076	505002	103565	521620	16118	1,748
7/2014	SE 2	ME 3	TR	124076	505002	103565	521626	40184	18

ANR Pipeline Company Transportation Services Fuel By Route Analysis
--

VASCR351

 Reporting Year: *January - December 2014*
 Production Period: **07/2014**

<u>Production Period</u>	<u>Receipt Segment</u>	<u>Delivery Segment</u>	<u>Service Class</u>	<u>Svc Req Contract</u>	<u>Receipt Location</u>	<u>Receipt Loc Prop</u>	<u>Delivery Location</u>	<u>Delivery Loc Prop</u>	<u>Fuel Quantity</u>
7/2014	SE 2	ME 3	TR	124127	505002	103565	521620	16118	5,173
7/2014	SE 2	ME 3	TR	124165	505002	103565	505392	356048	124
7/2014	SE 2	ME 3	TR	124179	505002	103565	505564	1389346	847
7/2014	SE 2	ME 3	TR	124182	505002	103565	505392	356048	31
7/2014	SE 2	ME 3	TR	124192	505002	103565	505392	356048	124
7/2014	SE 2	ME 3	TR	124227	505002	103565	505392	356048	31
7/2014	SE 2	ME 3	TR	124233	505002	103565	505392	356048	62
7/2014	SE 2	ME 3	TR	124271	505002	103565	521626	40184	319
7/2014	SE 2	ME 3	TR	124272	505002	103565	521626	40184	155
7/2014	SE 2	ME 3	TR	124275	505002	103565	521626	40184	31
7/2014	SE 2	ME 3	TR	124300	505002	103565	521626	40184	186
7/2014	SE 2	ME 3	TR	124339	505002	103565	521626	40184	256
7/2014	SE 2	ME 3	TR	124342	505002	103565	521626	40184	59
7/2014	SE 2	ME 3	TR	124483	505002	103565	521626	40184	620
7/2014	SE 2	ME 3	TR	124484	505002	103565	521626	40184	372
7/2014	SE 2	ME 3	TR	124485	505002	103565	521626	40184	31
7/2014	SE 2	ME 3	TR	124509	505002	103565	521626	40184	186
7/2014	SE 2	ME 3	TR	124783	505002	103565	523038	398767	619
7/2014	SE 2	ME 3	TR	124825	505002	103565	521092	4475	4
7/2014	SE 2	ME 3	TS	109138	505002	103565	505011	139239	435
7/2014	SE 2	ME 3	TS	109190	505002	103565	505009	139237	380
7/2014	SE 2	ME 3	TS	123081	505002	103565	521568	4280	92
7/2014	SE 2	ME 3	TS	123608	505002	103565	521560	4481	62
	Segment								31,491
7/2014	SE 2	MI 7	TR	106310	505002	103565	505038	153808	651
7/2014	SE 2	MI 7	TR	111313	505002	103565	505038	153808	4,010
7/2014	SE 2	MI 7	TR	113399	505002	103565	521116	42078	437
7/2014	SE 2	MI 7	TR	113652	505002	103565	521116	42078	1,916
7/2014	SE 2	MI 7	TR	114723	505002	103565	521116	42078	245
7/2014	SE 2	MI 7	TR	114746	505002	103565	521116	42078	2,107
7/2014	SE 2	MI 7	TR	115270	505002	103565	505108	243097	61
7/2014	SE 2	MI 7	TR	115942	505002	103565	521110	11803	744
7/2014	SE 2	MI 7	TR	115942	505002	103565	521116	42078	4,464

**ANR Pipeline Company
 Transportation Services
 Fuel By Route Analysis**

VASCR351

Reporting Year: *January - December 2014*
 Production Period: **07/2014**

<u>Production Period</u>	<u>Receipt Segment</u>	<u>Delivery Segment</u>	<u>Service Class</u>	<u>Svc Req Contract</u>	<u>Receipt Location</u>	<u>Receipt Loc Prop</u>	<u>Delivery Location</u>	<u>Delivery Loc Prop</u>	<u>Fuel Quantity</u>
7/2014	SE 2	MI 7	TR	116556	505002	103565	521116	42078	10,595
7/2014	SE 2	MI 7	TR	116995	505002	103565	505038	153808	118
7/2014	SE 2	MI 7	TR	117783	505002	103565	521116	42078	927
7/2014	SE 2	MI 7	TR	118088	505002	103565	521116	42078	244
7/2014	SE 2	MI 7	TR	118231	505002	103565	505541	1181282	3,010
7/2014	SE 2	MI 7	TR	119817	505002	103565	521116	42078	1,216
7/2014	SE 2	MI 7	TR	119986	505002	103565	505038	153808	279
7/2014	SE 2	MI 7	TR	120114	505002	103565	521116	42078	1,215
7/2014	SE 2	MI 7	TR	120139	505002	103565	521116	42078	432
7/2014	SE 2	MI 7	TR	120144	505002	103565	521116	42078	8
7/2014	SE 2	MI 7	TR	120144	505002	103565	521634	11566	111
7/2014	SE 2	MI 7	TR	120917	505002	103565	521116	42078	2,185
7/2014	SE 2	MI 7	TR	120948	505002	103565	521116	42078	21
7/2014	SE 2	MI 7	TR	120953	505002	103565	521116	42078	3,322
7/2014	SE 2	MI 7	TR	121075	505002	103565	521116	42078	1,516
7/2014	SE 2	MI 7	TR	121893	505002	103565	505038	153808	17,954
7/2014	SE 2	MI 7	TR	123138	505002	103565	505038	153808	7,173
7/2014	SE 2	MI 7	TR	124076	505002	103565	505038	153808	678
7/2014	SE 2	MI 7	TR	124076	505002	103565	521030	282436	1,291
7/2014	SE 2	MI 7	TR	124076	505002	103565	521116	42078	10,995
7/2014	SE 2	MI 7	TR	124076	505002	103565	521622	110850	7,717
7/2014	SE 2	MI 7	TR	124122	505002	103565	505038	153808	3,007
7/2014	SE 2	MI 7	TR	124124	505002	103565	505038	153808	3,317
7/2014	SE 2	MI 7	TR	124127	505002	103565	505038	153808	776
7/2014	SE 2	MI 7	TR	124127	505002	103565	521116	42078	244
7/2014	SE 2	MI 7	TR	124129	505002	103565	521116	42078	31
7/2014	SE 2	MI 7	TR	124131	505002	103565	521074	40470	137
7/2014	SE 2	MI 7	TR	124131	505002	103565	521116	42078	217
7/2014	SE 2	MI 7	TR	124131	505002	103565	521118	11578	78
7/2014	SE 2	MI 7	TR	124131	505002	103565	521142	40477	201
7/2014	SE 2	MI 7	TR	124131	505002	103565	521144	11580	148
7/2014	SE 2	MI 7	TR	124131	505002	103565	521146	11785	211
7/2014	SE 2	MI 7	TR	124131	505002	103565	521156	11572	161

ANR Pipeline Company Transportation Services Fuel By Route Analysis

VASCR351

Reporting Year: *January - December 2014*
 Production Period: **07/2014**

<u>Production Period</u>	<u>Receipt Segment</u>	<u>Delivery Segment</u>	<u>Service Class</u>	<u>Svc Req Contract</u>	<u>Receipt Location</u>	<u>Receipt Loc Prop</u>	<u>Delivery Location</u>	<u>Delivery Loc Prop</u>	<u>Fuel Quantity</u>
7/2014	SE 2	MI 7	TR	124131	505002	103565	521162	11748	38
7/2014	SE 2	MI 7	TR	124131	505002	103565	521634	11566	729
7/2014	SE 2	MI 7	TR	124131	505002	103565	523052	467243	95
7/2014	SE 2	MI 7	TR	124140	505002	103565	505038	153808	811
7/2014	SE 2	MI 7	TR	124140	505002	103565	521116	42078	87
7/2014	SE 2	MI 7	TR	124145	505002	103565	521074	40470	1,971
7/2014	SE 2	MI 7	TR	124145	505002	103565	521116	42078	345
7/2014	SE 2	MI 7	TR	124145	505002	103565	521144	11580	242
7/2014	SE 2	MI 7	TR	124145	505002	103565	521146	11785	248
7/2014	SE 2	MI 7	TR	124145	505002	103565	521154	11574	218
7/2014	SE 2	MI 7	TR	124145	505002	103565	521156	11572	100
7/2014	SE 2	MI 7	TR	124145	505002	103565	521158	11581	283
7/2014	SE 2	MI 7	TR	124145	505002	103565	521162	11748	288
7/2014	SE 2	MI 7	TR	124165	505002	103565	505020	139252	527
7/2014	SE 2	MI 7	TR	124179	505002	103565	521116	42078	3,438
7/2014	SE 2	MI 7	TR	124179	505002	103565	521138	11680	2,913
7/2014	SE 2	MI 7	TR	124179	505002	103565	523014	318733	88
7/2014	SE 2	MI 7	TR	124182	505002	103565	521098	108641	31
7/2014	SE 2	MI 7	TR	124227	505002	103565	505020	139252	31
7/2014	SE 2	MI 7	TR	124233	505002	103565	505020	139252	62
7/2014	SE 2	MI 7	TR	124269	505002	103565	505038	153808	31
7/2014	SE 2	MI 7	TR	124273	505002	103565	505038	153808	62
7/2014	SE 2	MI 7	TR	124273	505002	103565	521948	4492	31
7/2014	SE 2	MI 7	TR	124274	505002	103565	505038	153808	4
7/2014	SE 2	MI 7	TR	124274	505002	103565	521948	4492	29
7/2014	SE 2	MI 7	TR	124279	505002	103565	505038	153808	496
7/2014	SE 2	MI 7	TR	124280	505002	103565	505038	153808	279
7/2014	SE 2	MI 7	TR	124281	505002	103565	521932	138744	771
7/2014	SE 2	MI 7	TR	124281	505002	103565	521948	4492	172
7/2014	SE 2	MI 7	TR	124288	505002	103565	521948	4492	31
7/2014	SE 2	MI 7	TR	124298	505002	103565	505038	153808	61
7/2014	SE 2	MI 7	TR	124301	505002	103565	505038	153808	93
7/2014	SE 2	MI 7	TR	124301	505002	103565	521932	138744	186

ANR Pipeline Company Transportation Services Fuel By Route Analysis

VASCR351

Reporting Year: *January - December 2014*
 Production Period: 07/2014

<u>Production Period</u>	<u>Receipt Segment</u>	<u>Delivery Segment</u>	<u>Service Class</u>	<u>Svc Req Contract</u>	<u>Receipt Location</u>	<u>Receipt Loc Prop</u>	<u>Delivery Location</u>	<u>Delivery Loc Prop</u>	<u>Fuel Quantity</u>
7/2014	SE 2	MI 7	TR	124302	505002	103565	505038	153808	122
7/2014	SE 2	MI 7	TR	124303	505002	103565	521932	138744	310
7/2014	SE 2	MI 7	TR	124317	505002	103565	521948	4492	31
7/2014	SE 2	MI 7	TR	124323	505002	103565	521932	138744	589
7/2014	SE 2	MI 7	TR	124337	505002	103565	521634	11566	62
7/2014	SE 2	MI 7	TR	124340	505002	103565	505038	153808	372
7/2014	SE 2	MI 7	TR	124340	505002	103565	521634	11566	62
7/2014	SE 2	MI 7	TR	124341	505002	103565	521116	42078	10
7/2014	SE 2	MI 7	TR	124341	505002	103565	521634	11566	176
7/2014	SE 2	MI 7	TR	124342	505002	103565	521634	11566	346
7/2014	SE 2	MI 7	TR	124352	505002	103565	505038	153808	496
7/2014	SE 2	MI 7	TR	124353	505002	103565	505038	153808	93
7/2014	SE 2	MI 7	TR	124448	505002	103565	505038	153808	31
7/2014	SE 2	MI 7	TR	124451	505002	103565	521634	11566	62
7/2014	SE 2	MI 7	TR	124476	505002	103565	505038	153808	155
7/2014	SE 2	MI 7	TR	124478	505002	103565	505038	153808	713
7/2014	SE 2	MI 7	TR	124482	505002	103565	505038	153808	310
7/2014	SE 2	MI 7	TR	124489	505002	103565	521116	42078	62
7/2014	SE 2	MI 7	TR	124507	505002	103565	505038	153808	44
7/2014	SE 2	MI 7	TR	124510	505002	103565	505038	153808	261
7/2014	SE 2	MI 7	TR	124512	505002	103565	521932	138744	160
7/2014	SE 2	MI 7	TR	124512	505002	103565	521948	4492	31
7/2014	SE 2	MI 7	TR	124534	505002	103565	521634	11566	124
7/2014	SE 2	MI 7	TR	124713	505002	103565	505038	153808	62
7/2014	SE 2	MI 7	TR	124800	505002	103565	521118	11578	31
7/2014	SE 2	MI 7	TR	124800	505002	103565	521670	40468	31
7/2014	SE 2	MI 7	TR	124800	505002	103565	521932	138744	101
	Segment								113,808
7/2014	SE 2	SE 1	OB	97628	505264	68285	505276	325427	53
7/2014	SE 2	SE 1	TR	108649	505002	103565	505276	325427	186
7/2014	SE 2	SE 1	TR	112268	505002	103565	522141	314210	34
7/2014	SE 2	SE 1	TR	113156	505002	103565	521036	186899	1,440
7/2014	SE 2	SE 1	TR	113156	505002	103565	523064	766185	180

ANR Pipeline Company Transportation Services Fuel By Route Analysis

VASCR351

Reporting Year: *January - December 2014*
 Production Period: 07/2014

<u>Production Period</u>	<u>Receipt Segment</u>	<u>Delivery Segment</u>	<u>Service Class</u>	<u>Svc Req Contract</u>	<u>Receipt Location</u>	<u>Receipt Loc Prop</u>	<u>Delivery Location</u>	<u>Delivery Loc Prop</u>	<u>Fuel Quantity</u>
7/2014	SE 2	SE 1	TR	114386	505002	103565	521036	186899	771
7/2014	SE 2	SE 1	TR	114588	505002	103565	521036	186899	92
7/2014	SE 2	SE 1	TR	114632	505002	103565	505276	325427	300
7/2014	SE 2	SE 1	TR	114872	505002	103565	521036	186899	474
7/2014	SE 2	SE 1	TR	115456	505002	103565	523064	766185	170
7/2014	SE 2	SE 1	TR	115602	505002	103565	523064	766185	6
7/2014	SE 2	SE 1	TR	115656	505002	103565	521036	186899	98
7/2014	SE 2	SE 1	TR	115656	505002	103565	523064	766185	23
7/2014	SE 2	SE 1	TR	116490	505002	103565	523064	766185	56
7/2014	SE 2	SE 1	TR	117272	505002	103565	523064	766185	124
7/2014	SE 2	SE 1	TR	118088	505002	103565	505544	1250765	45
7/2014	SE 2	SE 1	TR	120095	505002	103565	521036	186899	865
7/2014	SE 2	SE 1	TR	120716	505002	103565	523064	766185	168
7/2014	SE 2	SE 1	TR	121099	505002	103565	521036	186899	59
7/2014	SE 2	SE 1	TR	122080	505002	103565	521036	186899	22
7/2014	SE 2	SE 1	TR	122080	505002	103565	523064	766185	794
7/2014	SE 2	SE 1	TR	123145	505002	103565	505544	1250765	299
7/2014	SE 2	SE 1	TR	123145	505002	103565	521036	186899	55
7/2014	SE 2	SE 1	TR	124180	505002	103565	520013	7703	77
7/2014	SE 2	SE 1	TR	124180	505002	103565	521036	186899	719
7/2014	SE 2	SE 1	TR	124180	505002	103565	523064	766185	2,574
7/2014	SE 2	SE 1	TR	124780	505002	103565	520013	7703	23
7/2014	SE 2	SE 1	TR	124780	505002	103565	523064	766185	913
7/2014	SE 2	SE 1	TR	124801	505002	103565	521036	186899	18
7/2014	SE 2	SE 1	TR	124802	505002	103565	521036	186899	4
	Segment								10,642
7/2014	SE 2	SE 2	TR	106777	505002	103565	522130	38295	425
7/2014	SE 2	SE 2	TR	112268	505002	103565	520004	10369	45
7/2014	SE 2	SE 2	TR	112268	505002	103565	521002	43613	46
7/2014	SE 2	SE 2	TR	112268	505545	1250766	521002	43613	125
7/2014	SE 2	SE 2	TR	112268	505545	1250766	521632	42593	30
7/2014	SE 2	SE 2	TR	112832	505002	103565	520006	40317	1
7/2014	SE 2	SE 2	TR	112832	505002	103565	523050	467240	1,080

**ANR Pipeline Company
 Transportation Services
 Fuel By Route Analysis**

VASCR351

Reporting Year: *January - December 2014*
 Production Period: **07/2014**

<u>Production Period</u>	<u>Receipt Segment</u>	<u>Delivery Segment</u>	<u>Service Class</u>	<u>Svc Req Contract</u>	<u>Receipt Location</u>	<u>Receipt Loc Prop</u>	<u>Delivery Location</u>	<u>Delivery Loc Prop</u>	<u>Fuel Quantity</u>
7/2014	SE 2	SE 2	TR	113480	505002	103565	523017	322045	268
7/2014	SE 2	SE 2	TR	113490	505002	103565	523017	322045	760
7/2014	SE 2	SE 2	TR	113490	505264	68285	523017	322045	150
7/2014	SE 2	SE 2	TR	114386	505002	103565	520004	10369	1,674
7/2014	SE 2	SE 2	TR	114872	505002	103565	520004	10369	2,212
7/2014	SE 2	SE 2	TR	114872	505002	103565	523063	742883	1,255
7/2014	SE 2	SE 2	TR	115419	505002	103565	523018	322625	22
7/2014	SE 2	SE 2	TR	115455	505002	103565	521662	233620	1,379
7/2014	SE 2	SE 2	TR	115456	505002	103565	520004	10369	68
7/2014	SE 2	SE 2	TR	115456	505002	103565	521662	233620	182
7/2014	SE 2	SE 2	TR	115457	505002	103565	521662	233620	1,220
7/2014	SE 2	SE 2	TR	115602	505002	103565	521002	43613	1
7/2014	SE 2	SE 2	TR	115602	505002	103565	521632	42593	122
7/2014	SE 2	SE 2	TR	115602	505002	103565	521662	233620	464
7/2014	SE 2	SE 2	TR	115602	505002	103565	523050	467240	92
7/2014	SE 2	SE 2	TR	115621	505002	103565	523063	742883	204
7/2014	SE 2	SE 2	TR	115726	505002	103565	520004	10369	2,510
7/2014	SE 2	SE 2	TR	115726	505002	103565	523050	467240	280
7/2014	SE 2	SE 2	TR	115727	505002	103565	520004	10369	1,214
7/2014	SE 2	SE 2	TR	115727	505002	103565	523017	322045	1,004
7/2014	SE 2	SE 2	TR	120095	505002	103565	521632	42593	975
7/2014	SE 2	SE 2	TR	120139	505002	103565	520004	10369	43
7/2014	SE 2	SE 2	TR	120616	505002	103565	521662	233620	816
7/2014	SE 2	SE 2	TR	120616	505002	103565	523075	1387567	158
7/2014	SE 2	SE 2	TR	120917	505002	103565	523063	742883	353
7/2014	SE 2	SE 2	TR	120948	505002	103565	521632	42593	306
7/2014	SE 2	SE 2	TR	120948	505002	103565	522130	38295	501
7/2014	SE 2	SE 2	TR	121975	505002	103565	523017	322045	3,298
7/2014	SE 2	SE 2	TR	121975	505264	68285	523017	322045	83
7/2014	SE 2	SE 2	TR	122080	505002	103565	520004	10369	260
7/2014	SE 2	SE 2	TR	122080	505002	103565	520009	10111	1,098
7/2014	SE 2	SE 2	TR	122903	505002	103565	521632	42593	26
7/2014	SE 2	SE 2	TR	123145	505002	103565	523018	322625	837

ANR Pipeline Company Transportation Services Fuel By Route Analysis

VASCR351

Reporting Year: *January - December 2014*
 Production Period: 07/2014

<u>Production Period</u>	<u>Receipt Segment</u>	<u>Delivery Segment</u>	<u>Service Class</u>	<u>Svc Req Contract</u>	<u>Receipt Location</u>	<u>Receipt Loc Prop</u>	<u>Delivery Location</u>	<u>Delivery Loc Prop</u>	<u>Fuel Quantity</u>
7/2014	SE 2	SE 2	TR	123651	505002	103565	521632	42593	1,373
7/2014	SE 2	SE 2	TR	124180	505002	103565	521632	42593	77
7/2014	SE 2	SE 2	TR	124180	505002	103565	521662	233620	2,625
7/2014	SE 2	SE 2	TR	124180	505002	103565	523018	322625	341
7/2014	SE 2	SE 2	TR	124180	505002	103565	523050	467240	12
7/2014	SE 2	SE 2	TR	124180	505002	103565	523075	1387567	1,068
7/2014	SE 2	SE 2	TR	124180	505545	1250766	520004	10369	2,232
7/2014	SE 2	SE 2	TR	124180	505545	1250766	521632	42593	138
7/2014	SE 2	SE 2	TR	124180	505545	1250766	521662	233620	1,135
7/2014	SE 2	SE 2	TR	124180	505545	1250766	523050	467240	402
7/2014	SE 2	SE 2	TR	124593	505002	103565	523063	742883	45
7/2014	SE 2	SE 2	TR	124780	505002	103565	521632	42593	23
7/2014	SE 2	SE 2	TR	124780	505002	103565	521662	233620	1,265
7/2014	SE 2	SE 2	TR	124780	505002	103565	523050	467240	102
7/2014	SE 2	SE 2	TR	124780	505545	1250766	521632	42593	23
7/2014	SE 2	SE 2	TR	124780	505545	1250766	521662	233620	1,208
7/2014	SE 2	SE 2	TR	124780	505545	1250766	523050	467240	164
	Segment								37,820
7/2014	SE 2	WI 7	TR	109416	505002	103565	521316	28831	558
7/2014	SE 2	WI 7	TR	115270	505002	103565	505437	395744	7,042
7/2014	SE 2	WI 7	TR	124145	505002	103565	521164	28842	23
	Segment								7,623
7/2014	SW 1	MI 7	TR	122122	512564	142171	505038	153808	1
	Segment								1
7/2014	SW 1	SW 1	TR	118778	513064	693468	523060	736566	405
	Segment								405
7/2014	SW 3	SW 1	TR	120629	502214	179887	523061	737783	821
	Segment								821
7/2014	SW 4	ME 3	TR	1650	505003	103702	505008	139236	1,674
7/2014	SW 4	ME 3	TR	15350	505003	103702	521534	138745	2,387
7/2014	SW 4	ME 3	TR	110505	505003	103702	520005	15672	134

ANR Pipeline Company Transportation Services Fuel By Route Analysis

VASCR351

Reporting Year: *January - December 2014*
 Production Period: **07/2014**

<u>Production Period</u>	<u>Receipt Segment</u>	<u>Delivery Segment</u>	<u>Service Class</u>	<u>Svc Req Contract</u>	<u>Receipt Location</u>	<u>Receipt Loc Prop</u>	<u>Delivery Location</u>	<u>Delivery Loc Prop</u>	<u>Fuel Quantity</u>
7/2014	SW 4	ME 3	TR	110505	505003	103702	520027	295956	562
7/2014	SW 4	ME 3	TR	110884	505003	103702	521620	16118	1,449
7/2014	SW 4	ME 3	TR	110948	505003	103702	505007	139235	216
7/2014	SW 4	ME 3	TR	124827	505003	103702	521010	40186	240
7/2014	SW 4	ME 3	TR	124827	505003	103702	521572	40455	70
7/2014	SW 4	ME 3	TR	124828	505003	103702	521010	40186	468
7/2014	SW 4	ME 3	TR	124828	505003	103702	521572	40455	35
	Segment								7,235
7/2014	SW 4	MI 7	TR	104404	505003	103702	505038	153808	18,898
7/2014	SW 4	MI 7	TR	104404	505003	103702	521116	42078	23,808
7/2014	SW 4	MI 7	TR	106199	505003	103702	521116	42078	6,634
7/2014	SW 4	MI 7	TR	108304	505003	103702	505030	139369	17,010
7/2014	SW 4	MI 7	TR	109304	505003	103702	505038	153808	4,774
7/2014	SW 4	MI 7	TR	109304	505003	103702	521008	11616	5,952
7/2014	SW 4	MI 7	TR	109511	505003	103702	521104	40849	58,322
7/2014	SW 4	MI 7	TR	109511	505003	103702	521622	110850	1,229
7/2014	SW 4	MI 7	TR	110185	505003	103702	505108	243097	29
7/2014	SW 4	MI 7	TR	110505	505003	103702	521116	42078	5,363
7/2014	SW 4	MI 7	TR	110505	505003	103702	521142	40477	62
7/2014	SW 4	MI 7	TR	110505	505003	103702	521160	11590	31
7/2014	SW 4	MI 7	TR	110505	505003	103702	521932	138744	291
7/2014	SW 4	MI 7	TR	110505	505003	103702	521948	4492	24
7/2014	SW 4	MI 7	TR	110506	505003	103702	521116	42078	5,952
7/2014	SW 4	MI 7	TR	110507	505003	103702	521116	42078	589
7/2014	SW 4	MI 7	TR	110884	505003	103702	521116	42078	16,295
7/2014	SW 4	MI 7	TR	110884	505003	103702	521622	110850	11,521
7/2014	SW 4	MI 7	TR	110885	505003	103702	511136	277072	652
7/2014	SW 4	MI 7	TR	110885	505003	103702	521116	42078	14,675
7/2014	SW 4	MI 7	TR	110885	505003	103702	521634	11566	27,400
7/2014	SW 4	MI 7	TR	110889	505003	103702	505038	153808	1
7/2014	SW 4	MI 7	TR	110889	505003	103702	521074	40470	182
7/2014	SW 4	MI 7	TR	110889	505003	103702	521118	11578	383
7/2014	SW 4	MI 7	TR	110889	505003	103702	521122	11751	3

ANR Pipeline Company Transportation Services Fuel By Route Analysis

VASCR351

Reporting Year: *January - December 2014*
 Production Period: **07/2014**

<u>Production Period</u>	<u>Receipt Segment</u>	<u>Delivery Segment</u>	<u>Service Class</u>	<u>Svc Req Contract</u>	<u>Receipt Location</u>	<u>Receipt Loc Prop</u>	<u>Delivery Location</u>	<u>Delivery Loc Prop</u>	<u>Fuel Quantity</u>
7/2014	SW 4	MI 7	TR	110889	505003	103702	521124	11562	92
7/2014	SW 4	MI 7	TR	110889	505003	103702	521162	11748	403
7/2014	SW 4	MI 7	TR	110889	505003	103702	521634	11566	4,879
7/2014	SW 4	MI 7	TR	110889	505003	103702	521670	40468	9
7/2014	SW 4	MI 7	TR	110949	505003	103702	505028	139366	2,607
7/2014	SW 4	MI 7	TR	113372	505003	103702	521116	42078	4,112
7/2014	SW 4	MI 7	TR	113372	505003	103702	521985	278172	356
7/2014	SW 4	MI 7	TR	114497	505003	103702	505108	243097	242
7/2014	SW 4	MI 7	TR	114532	505003	103702	505038	153808	382
7/2014	SW 4	MI 7	TR	114532	505003	103702	521116	42078	4,120
7/2014	SW 4	MI 7	TR	114532	505003	103702	521634	11566	670
7/2014	SW 4	MI 7	TR	118145	505003	103702	521116	42078	16,461
7/2014	SW 4	MI 7	TR	122067	505003	103702	521116	42078	16,678
7/2014	SW 4	MI 7	TR	122247	505003	103702	521116	42078	17,856
7/2014	SW 4	MI 7	TR	122262	505003	103702	505038	153808	384
7/2014	SW 4	MI 7	TR	122262	505003	103702	521116	42078	23,220
7/2014	SW 4	MI 7	TR	122271	505003	103702	505038	153808	23,159
7/2014	SW 4	MI 7	TR	122271	505003	103702	523008	312117	3,098
7/2014	SW 4	MI 7	TR	123297	505003	103702	505038	153808	5,597
7/2014	SW 4	MI 7	TR	123297	505003	103702	521008	11616	2,994
7/2014	SW 4	MI 7	TR	123297	505003	103702	523008	312117	187
7/2014	SW 4	MI 7	TR	123822	505003	103702	505038	153808	14,766
7/2014	SW 4	MI 7	TR	123822	505003	103702	521690	40892	2,780
7/2014	SW 4	MI 7	TR	123823	505003	103702	521634	11566	11,481
7/2014	SW 4	MI 7	TR	123824	505003	103702	505038	153808	14,584
7/2014	SW 4	MI 7	TR	123824	505003	103702	521116	42078	14,150
7/2014	SW 4	MI 7	TR	123825	505003	103702	521116	42078	6,799
7/2014	SW 4	MI 7	TR	123825	505003	103702	521634	11566	4,883
7/2014	SW 4	MI 7	TR	123827	505003	103702	521634	11566	5,859
7/2014	SW 4	MI 7	TR	123841	505003	103702	505108	243097	4,857
7/2014	SW 4	MI 7	TR	123841	505003	103702	521116	42078	8,466
7/2014	SW 4	MI 7	TR	124135	505003	103702	505108	243097	27
7/2014	SW 4	MI 7	TR	124179	505003	103702	521074	40470	3

**ANR Pipeline Company
 Transportation Services
 Fuel By Route Analysis**
VASCR351

 Reporting Year: *January - December 2014*
 Production Period: 07/2014

<u>Production Period</u>	<u>Receipt Segment</u>	<u>Delivery Segment</u>	<u>Service Class</u>	<u>Svc Req Contract</u>	<u>Receipt Location</u>	<u>Receipt Loc Prop</u>	<u>Delivery Location</u>	<u>Delivery Loc Prop</u>	<u>Fuel Quantity</u>
7/2014	SW 4	MI 7	TR	124179	505003	103702	521116	42078	384
7/2014	SW 4	MI 7	TR	124179	505003	103702	521158	11581	333
7/2014	SW 4	MI 7	TR	124179	505003	103702	521948	4492	18
7/2014	SW 4	MI 7	TR	124180	505003	103702	505038	153808	584
7/2014	SW 4	MI 7	TR	124180	505003	103702	505108	243097	2,573
7/2014	SW 4	MI 7	TR	124180	505003	103702	521634	11566	24,126
7/2014	SW 4	MI 7	TR	124180	505003	103702	521690	40892	140
7/2014	SW 4	MI 7	TR	124180	505003	103702	521932	138744	77
7/2014	SW 4	MI 7	TR	124212	505003	103702	505108	243097	40
7/2014	SW 4	MI 7	TR	124329	505003	103702	521948	4492	31
7/2014	SW 4	MI 7	TR	124373	505003	103702	521058	282435	134
7/2014	SW 4	MI 7	TR	124373	505003	103702	521116	42078	4,396
7/2014	SW 4	MI 7	TR	124373	505003	103702	521622	110850	1,898
7/2014	SW 4	MI 7	TR	124475	505003	103702	505038	153808	31
7/2014	SW 4	MI 7	TR	124479	505003	103702	505038	153808	1,147
7/2014	SW 4	MI 7	TR	124487	505003	103702	521116	42078	31
7/2014	SW 4	MI 7	TR	124492	505003	103702	521116	42078	93
7/2014	SW 4	MI 7	TR	124566	505003	103702	505108	243097	235
7/2014	SW 4	MI 7	TR	124566	505003	103702	521116	42078	805
7/2014	SW 4	MI 7	TR	124570	505003	103702	505108	243097	579
7/2014	SW 4	MI 7	TR	124585	505003	103702	521118	11578	4,106
7/2014	SW 4	MI 7	TR	124608	505003	103702	505038	153808	6,241
7/2014	SW 4	MI 7	TR	124608	505003	103702	521622	110850	2,512
7/2014	SW 4	MI 7	TR	124608	505003	103702	523008	312117	216
7/2014	SW 4	MI 7	TR	124703	505003	103702	505038	153808	4,292
7/2014	SW 4	MI 7	TR	124721	505003	103702	521932	138744	31
7/2014	SW 4	MI 7	TR	124726	505003	103702	505038	153808	45,130
7/2014	SW 4	MI 7	TR	124799	505003	103702	505017	139249	24,937
	Segment								561,361
7/2014	SW 4	MW 5	TR	111657	505003	103702	521656	284918	1,452
7/2014	SW 4	MW 5	TR	124179	505003	103702	521656	284918	187
7/2014	SW 4	MW 5	TR	124218	505003	103702	521408	12999	124
7/2014	SW 4	MW 5	TR	124373	505003	103702	521656	284918	71

**ANR Pipeline Company
 Transportation Services
 Fuel By Route Analysis**

VASCR351

Reporting Year: *January - December 2014*
 Production Period: 07/2014

<u>Production Period</u>	<u>Receipt Segment</u>	<u>Delivery Segment</u>	<u>Service Class</u>	<u>Svc Req Contract</u>	<u>Receipt Location</u>	<u>Receipt Loc Prop</u>	<u>Delivery Location</u>	<u>Delivery Loc Prop</u>	<u>Fuel Quantity</u>
7/2014	SW 4	MW 5	TR	124790	505003	103702	521408	12999	7
7/2014	SW 4	MW 5	TR	124791	505003	103702	521656	284918	55
7/2014	SW 4	MW 5	TS	123146	505003	103702	521596	5227	62
7/2014	SW 4	MW 5	TS	123148	505003	103702	505015	139247	518
7/2014	SW 4	MW 5	TS	123174	505003	103702	521398	5588	60
7/2014	SW 4	MW 5	TS	123218	505003	103702	521602	5658	18
	Segment								2,554
7/2014	SW 4	MW 6	TR	200	505003	103702	505013	139241	2,597
7/2014	SW 4	MW 6	TR	200	505003	103702	521434	4619	310
7/2014	SW 4	MW 6	TR	200	505003	103702	521470	4738	1,002
7/2014	SW 4	MW 6	TR	700	505003	103702	505014	139246	1,877
7/2014	SW 4	MW 6	TR	108861	505003	103702	521498	4857	492
7/2014	SW 4	MW 6	TR	108986	505003	103702	505005	139233	429
7/2014	SW 4	MW 6	TR	110185	505003	103702	505013	139241	3,298
7/2014	SW 4	MW 6	TR	110185	505003	103702	521086	103709	200
7/2014	SW 4	MW 6	TR	110185	505003	103702	521470	4738	570
7/2014	SW 4	MW 6	TR	110185	505003	103702	521482	4741	668
7/2014	SW 4	MW 6	TR	110291	505003	103702	521438	4614	3,446
7/2014	SW 4	MW 6	TR	113372	505003	103702	521420	4602	18
7/2014	SW 4	MW 6	TR	113372	505003	103702	521432	4691	31
7/2014	SW 4	MW 6	TR	113372	505003	103702	521482	4741	310
7/2014	SW 4	MW 6	TR	114497	505003	103702	521482	4741	443
7/2014	SW 4	MW 6	TR	115815	505003	103702	521438	4614	5,388
7/2014	SW 4	MW 6	TR	120554	505003	103702	521420	4602	155
7/2014	SW 4	MW 6	TR	120840	505003	103702	521482	4741	5
7/2014	SW 4	MW 6	TR	123850	505003	103702	521428	40193	779
7/2014	SW 4	MW 6	TR	124212	505003	103702	521482	4741	1,405
7/2014	SW 4	MW 6	TR	124570	505003	103702	521440	4616	3,005
7/2014	SW 4	MW 6	TR	124691	505003	103702	521400	13135	117
7/2014	SW 4	MW 6	TR	124691	505003	103702	521426	40183	31
7/2014	SW 4	MW 6	TR	124691	505003	103702	521434	4619	28
7/2014	SW 4	MW 6	TR	124691	505003	103702	521436	4561	168
7/2014	SW 4	MW 6	TR	124691	505003	103702	521482	4741	3,798

ANR Pipeline Company Transportation Services Fuel By Route Analysis

VASCR351

Reporting Year: *January - December 2014*
 Production Period: 07/2014

<u>Production Period</u>	<u>Receipt Segment</u>	<u>Delivery Segment</u>	<u>Service Class</u>	<u>Svc Req Contract</u>	<u>Receipt Location</u>	<u>Receipt Loc Prop</u>	<u>Delivery Location</u>	<u>Delivery Loc Prop</u>	<u>Fuel Quantity</u>
7/2014	SW 4	MW 6	TR	124691	505003	103702	521608	171759	28
7/2014	SW 4	MW 6	TR	124791	505003	103702	521400	13135	190
7/2014	SW 4	MW 6	TR	124791	505003	103702	521420	4602	3,240
7/2014	SW 4	MW 6	TR	124791	505003	103702	521470	4738	155
7/2014	SW 4	MW 6	TR	124799	505003	103702	521470	4738	155
7/2014	SW 4	MW 6	TR	124799	505003	103702	521506	3797	42
7/2014	SW 4	MW 6	TS	109148	505003	103702	521566	12977	213
7/2014	SW 4	MW 6	TS	109171	505003	103702	521428	40193	138
7/2014	SW 4	MW 6	TS	123056	505003	103702	521504	4856	31
7/2014	SW 4	MW 6	TS	123057	505003	103702	521502	4747	310
7/2014	SW 4	MW 6	TS	123059	505003	103702	521424	13215	124
7/2014	SW 4	MW 6	TS	123065	505003	103702	521430	40195	311
7/2014	SW 4	MW 6	TS	123147	505003	103702	505029	139367	1,102
7/2014	SW 4	MW 6	TS	123149	505003	103702	521422	12976	213
7/2014	SW 4	MW 6	TS	123203	505003	103702	521500	4693	374
7/2014	SW 4	MW 6	TS	123214	505003	103702	521598	4564	92
7/2014	SW 4	MW 6	TS	123215	505003	103702	521494	4605	182
7/2014	SW 4	MW 6	TS	123216	505003	103702	521492	4604	1,063
7/2014	SW 4	MW 6	TS	123217	505003	103702	521418	12991	618
7/2014	SW 4	MW 6	TS	123221	505003	103702	521496	4689	428
7/2014	SW 4	MW 6	TS	123222	505003	103702	521526	3969	62
7/2014	SW 4	MW 6	TS	123242	505003	103702	521426	40183	216
7/2014	SW 4	MW 6	TS	123300	505003	103702	521524	3973	742
	Segment								40,599
7/2014	SW 4	SW 1	TR	116837	505003	103702	523062	738789	23
7/2014	SW 4	SW 1	TR	118265	505003	103702	522124	158286	41
7/2014	SW 4	SW 1	TR	120673	505003	103702	523061	737783	137
7/2014	SW 4	SW 1	TR	120703	505003	103702	523076	1388911	1,635
	Segment								1,836
7/2014	SW 4	SW 4	TR	115706	510034	187481	521642	237023	441
7/2014	SW 4	SW 4	TR	121091	505003	103702	521020	34887	65
7/2014	SW 4	SW 4	TR	121091	505003	103702	521040	234898	22

**ANR Pipeline Company
 Transportation Services
 Fuel By Route Analysis**
VASCR351

 Reporting Year: *January - December 2014*
 Production Period: **07/2014**

<u>Production Period</u>	<u>Receipt Segment</u>	<u>Delivery Segment</u>	<u>Service Class</u>	<u>Svc Req Contract</u>	<u>Receipt Location</u>	<u>Receipt Loc Prop</u>	<u>Delivery Location</u>	<u>Delivery Loc Prop</u>	<u>Fuel Quantity</u>
7/2014	SW 4	SW 4	TR	121091	505228	153722	521040	234898	9
7/2014	SW 4	SW 4	TR	121099	505003	103702	521020	34887	262
7/2014	SW 4	SW 4	TR	123915	505003	103702	521664	174769	4
	Segment								803
7/2014	SW 4	SW 5	TR	120629	510034	187481	522116	278352	289
	Segment								289
7/2014	SW 4	WI 7	TR	5450	505003	103702	505026	139258	2,015
7/2014	SW 4	WI 7	TR	104404	505003	103702	510041	11661	224
7/2014	SW 4	WI 7	TR	106209	505003	103702	510033	28873	5,655
7/2014	SW 4	WI 7	TR	108268	505003	103702	505016	139248	11,904
7/2014	SW 4	WI 7	TR	109665	505003	103702	521370	28788	186
7/2014	SW 4	WI 7	TR	109975	505003	103702	523034	384136	11,901
7/2014	SW 4	WI 7	TR	110885	505003	103702	521172	28846	442
7/2014	SW 4	WI 7	TR	110885	505003	103702	521250	28841	3,994
7/2014	SW 4	WI 7	TR	110885	505003	103702	521266	28702	231
7/2014	SW 4	WI 7	TR	110885	505003	103702	521650	269472	192
7/2014	SW 4	WI 7	TR	110885	505003	103702	521784	28720	19
7/2014	SW 4	WI 7	TR	110885	505003	103702	523032	384134	3,456
7/2014	SW 4	WI 7	TR	110885	505003	103702	523034	384136	7,604
7/2014	SW 4	WI 7	TR	112923	505003	103702	521172	28846	4,056
7/2014	SW 4	WI 7	TR	112924	505003	103702	505024	139256	2,168
7/2014	SW 4	WI 7	TR	113372	505003	103702	521172	28846	2,144
7/2014	SW 4	WI 7	TR	113372	505003	103702	521204	28672	23
7/2014	SW 4	WI 7	TR	113372	505003	103702	521214	40197	10
7/2014	SW 4	WI 7	TR	113372	505003	103702	521240	28759	299
7/2014	SW 4	WI 7	TR	113372	505003	103702	521266	28702	863
7/2014	SW 4	WI 7	TR	113372	505003	103702	521314	28661	562
7/2014	SW 4	WI 7	TR	113372	505003	103702	521350	28660	41
7/2014	SW 4	WI 7	TR	113372	505003	103702	521374	28662	91
7/2014	SW 4	WI 7	TR	113372	505003	103702	521814	36934	47
7/2014	SW 4	WI 7	TR	113372	505003	103702	523034	384136	26
7/2014	SW 4	WI 7	TR	114497	505003	103702	521172	28846	82

ANR Pipeline Company Transportation Services Fuel By Route Analysis
--

VASCR351

 Reporting Year: *January - December 2014*
 Production Period: **07/2014**

<u>Production Period</u>	<u>Receipt Segment</u>	<u>Delivery Segment</u>	<u>Service Class</u>	<u>Svc Req Contract</u>	<u>Receipt Location</u>	<u>Receipt Loc Prop</u>	<u>Delivery Location</u>	<u>Delivery Loc Prop</u>	<u>Fuel Quantity</u>
7/2014	SW 4	WI 7	TR	114497	505003	103702	521186	42139	29
7/2014	SW 4	WI 7	TR	114497	505003	103702	521250	28841	11,244
7/2014	SW 4	WI 7	TR	114497	505003	103702	521266	28702	1,155
7/2014	SW 4	WI 7	TR	114497	505003	103702	521650	269472	589
7/2014	SW 4	WI 7	TR	114497	505003	103702	523032	384134	3,047
7/2014	SW 4	WI 7	TR	114497	505003	103702	523034	384136	906
7/2014	SW 4	WI 7	TR	114532	505003	103702	521012	40226	940
7/2014	SW 4	WI 7	TR	114532	505003	103702	521168	28834	28
7/2014	SW 4	WI 7	TR	114532	505003	103702	521172	28846	1,082
7/2014	SW 4	WI 7	TR	114532	505003	103702	521174	28778	840
7/2014	SW 4	WI 7	TR	114532	505003	103702	521176	28859	31
7/2014	SW 4	WI 7	TR	114532	505003	103702	521178	28883	684
7/2014	SW 4	WI 7	TR	114532	505003	103702	521186	42139	214
7/2014	SW 4	WI 7	TR	114532	505003	103702	521196	28771	1,515
7/2014	SW 4	WI 7	TR	114532	505003	103702	521200	28679	140
7/2014	SW 4	WI 7	TR	114532	505003	103702	521204	28672	60
7/2014	SW 4	WI 7	TR	114532	505003	103702	521210	28828	15
7/2014	SW 4	WI 7	TR	114532	505003	103702	521226	28881	47
7/2014	SW 4	WI 7	TR	114532	505003	103702	521240	28759	308
7/2014	SW 4	WI 7	TR	114532	505003	103702	521242	139405	6
7/2014	SW 4	WI 7	TR	114532	505003	103702	521246	28844	288
7/2014	SW 4	WI 7	TR	114532	505003	103702	521262	36868	1,589
7/2014	SW 4	WI 7	TR	114532	505003	103702	521266	28702	1,735
7/2014	SW 4	WI 7	TR	114532	505003	103702	521314	28661	1,621
7/2014	SW 4	WI 7	TR	114532	505003	103702	521340	28732	93
7/2014	SW 4	WI 7	TR	114532	505003	103702	521344	28734	31
7/2014	SW 4	WI 7	TR	114532	505003	103702	521350	28660	352
7/2014	SW 4	WI 7	TR	114532	505003	103702	521374	28662	346
7/2014	SW 4	WI 7	TR	114532	505003	103702	521676	100052	396
7/2014	SW 4	WI 7	TR	114532	505003	103702	521784	28720	765
7/2014	SW 4	WI 7	TR	114532	505003	103702	521814	36934	49
7/2014	SW 4	WI 7	TR	114532	505003	103702	523034	384136	357
7/2014	SW 4	WI 7	TR	115269	505003	103702	505437	395744	35,743

**ANR Pipeline Company
 Transportation Services
 Fuel By Route Analysis**

VASCR351

Reporting Year: *January - December 2014*
 Production Period: 07/2014

<u>Production Period</u>	<u>Receipt Segment</u>	<u>Delivery Segment</u>	<u>Service Class</u>	<u>Svc Req Contract</u>	<u>Receipt Location</u>	<u>Receipt Loc Prop</u>	<u>Delivery Location</u>	<u>Delivery Loc Prop</u>	<u>Fuel Quantity</u>
7/2014	SW 4	WI 7	TR	117331	505003	103702	505021	139253	12,813
7/2014	SW 4	WI 7	TR	123297	505003	103702	523034	384136	269
7/2014	SW 4	WI 7	TR	123297	505003	103702	523035	387791	2,989
7/2014	SW 4	WI 7	TR	123649	505003	103702	521316	28831	816
7/2014	SW 4	WI 7	TR	124179	505003	103702	521012	40226	23
7/2014	SW 4	WI 7	TR	124179	505003	103702	521034	183670	1,611
7/2014	SW 4	WI 7	TR	124179	505003	103702	521172	28846	47
7/2014	SW 4	WI 7	TR	124179	505003	103702	521180	28875	18
7/2014	SW 4	WI 7	TR	124179	505003	103702	521188	28862	95
7/2014	SW 4	WI 7	TR	124179	505003	103702	521240	28759	22
7/2014	SW 4	WI 7	TR	124179	505003	103702	521246	28844	59
7/2014	SW 4	WI 7	TR	124179	505003	103702	521266	28702	785
7/2014	SW 4	WI 7	TR	124179	505003	103702	521314	28661	4,368
7/2014	SW 4	WI 7	TR	124179	505003	103702	521394	36936	63
7/2014	SW 4	WI 7	TR	124179	505003	103702	521676	100052	3,731
7/2014	SW 4	WI 7	TR	124180	505003	103702	521172	28846	196
7/2014	SW 4	WI 7	TR	124180	505003	103702	521250	28841	154
7/2014	SW 4	WI 7	TR	124180	505003	103702	523034	384136	7,079
7/2014	SW 4	WI 7	TR	124373	505003	103702	521314	28661	5,146
7/2014	SW 4	WI 7	TR	124373	505003	103702	521676	100052	200
7/2014	SW 4	WI 7	TR	124566	505003	103702	521266	28702	3,774
7/2014	SW 4	WI 7	TR	124566	505003	103702	523035	387791	2,466
7/2014	SW 4	WI 7	TR	124585	505003	103702	523032	384134	204
7/2014	SW 4	WI 7	TR	124585	505003	103702	523035	387791	462
7/2014	SW 4	WI 7	TR	124608	505003	103702	523032	384134	512
7/2014	SW 4	WI 7	TR	124608	505003	103702	523034	384136	192
7/2014	SW 4	WI 7	TR	124608	505003	103702	523035	387791	1,345
7/2014	SW 4	WI 7	TR	124691	505003	103702	521260	36867	496
7/2014	SW 4	WI 7	TS	123061	505003	103702	521396	150407	97
7/2014	SW 4	WI 7	TS	123220	505003	103702	521392	28730	590
	Segment								175,102
7/2014	WI 7	MI 7	TR	106211	510033	28873	505038	153808	1,350
7/2014	WI 7	MI 7	TR	109223	521250	28841	505038	153808	24

**ANR Pipeline Company
 Transportation Services
 Fuel By Route Analysis**

VASCR351

Reporting Year: *January - December 2014*
 Production Period: **07/2014**

<u>Production Period</u>	<u>Receipt Segment</u>	<u>Delivery Segment</u>	<u>Service Class</u>	<u>Svc Req Contract</u>	<u>Receipt Location</u>	<u>Receipt Loc Prop</u>	<u>Delivery Location</u>	<u>Delivery Loc Prop</u>	<u>Fuel Quantity</u>
7/2014	WI 7	MI 7	TR	109974	523034	384136	505038	153808	91
7/2014	WI 7	MI 7	TR	112165	510041	11661	521634	11566	14,105
7/2014	WI 7	MI 7	TR	113239	510006	28808	505038	153808	341
7/2014	WI 7	MI 7	TR	120571	510041	11661	505038	153808	14,260
7/2014	WI 7	MI 7	TR	123976	510006	28808	505038	153808	84
7/2014	WI 7	MI 7	TR	123976	510006	28808	521030	282436	111
7/2014	WI 7	MI 7	TR	123976	510006	28808	521690	40892	166
7/2014	WI 7	MI 7	TR	123976	510033	28873	505038	153808	84
7/2014	WI 7	MI 7	TR	123976	510033	28873	505108	243097	27
7/2014	WI 7	MI 7	TR	123976	510033	28873	521030	282436	322
7/2014	WI 7	MI 7	TR	123976	510033	28873	521690	40892	1,496
7/2014	WI 7	MI 7	TR	124006	510006	28808	505038	153808	487
7/2014	WI 7	MI 7	TR	124006	510006	28808	521116	42078	26
7/2014	WI 7	MI 7	TR	124006	510006	28808	521690	40892	50
7/2014	WI 7	MI 7	TR	124007	510006	28808	521690	40892	89
7/2014	WI 7	MI 7	TR	124380	510033	28873	521116	42078	65
7/2014	WI 7	MI 7	TR	124572	521266	28702	505038	153808	872
7/2014	WI 7	MI 7	TR	124799	510033	28873	505017	139249	38
7/2014	WI 7	MI 7	TR	124810	510006	28808	521074	40470	194
7/2014	WI 7	MI 7	TR	124810	510006	28808	521606	216654	43
7/2014	WI 7	MI 7	TR	124810	510033	28873	521074	40470	729
7/2014	WI 7	MI 7	TR	124810	510033	28873	521116	42078	77
7/2014	WI 7	MI 7	TR	124810	510033	28873	521118	11578	16
7/2014	WI 7	MI 7	TR	124810	510033	28873	521120	11795	8
7/2014	WI 7	MI 7	TR	124810	510033	28873	521122	11751	120
7/2014	WI 7	MI 7	TR	124810	510033	28873	521124	11562	56
7/2014	WI 7	MI 7	TR	124810	510033	28873	521138	11680	8
7/2014	WI 7	MI 7	TR	124810	510033	28873	521140	11749	8
7/2014	WI 7	MI 7	TR	124810	510033	28873	521142	40477	16
7/2014	WI 7	MI 7	TR	124810	510033	28873	521144	11580	40
7/2014	WI 7	MI 7	TR	124810	510033	28873	521152	11589	16
7/2014	WI 7	MI 7	TR	124810	510033	28873	521156	11572	16
7/2014	WI 7	MI 7	TR	124810	510033	28873	521160	11590	32

**ANR Pipeline Company
 Transportation Services
 Fuel By Route Analysis**
VASCR351

 Reporting Year: *January - December 2014*
 Production Period: **07/2014**

<u>Production Period</u>	<u>Receipt Segment</u>	<u>Delivery Segment</u>	<u>Service Class</u>	<u>Svc Req Contract</u>	<u>Receipt Location</u>	<u>Receipt Loc Prop</u>	<u>Delivery Location</u>	<u>Delivery Loc Prop</u>	<u>Fuel Quantity</u>
7/2014	WI 7	MI 7	TR	124810	510033	28873	521162	11748	48
7/2014	WI 7	MI 7	TR	124810	510033	28873	521606	216654	285
7/2014	WI 7	MI 7	TR	124810	510033	28873	521670	40468	40
7/2014	WI 7	MI 7	TR	124810	510033	28873	521948	4492	70
7/2014	WI 7	MI 7	TR	124810	510033	28873	521962	139401	13
7/2014	WI 7	MI 7	TS	121185	523034	384136	505038	153808	18
	Segment								35,941
7/2014	WI 7	WI 7	TR	108283	510006	28808	521172	28846	4
7/2014	WI 7	WI 7	TR	108283	510006	28808	521266	28702	35
7/2014	WI 7	WI 7	TR	108283	510006	28808	521310	28743	1,517
7/2014	WI 7	WI 7	TR	108288	510006	28808	521198	28782	26
7/2014	WI 7	WI 7	TR	108288	510006	28808	521676	100052	39
7/2014	WI 7	WI 7	TR	108288	510006	28808	521810	36869	267
7/2014	WI 7	WI 7	TR	109179	510006	28808	521176	28859	52
7/2014	WI 7	WI 7	TR	109179	510006	28808	521676	100052	4
7/2014	WI 7	WI 7	TR	109182	510006	28808	521176	28859	30
7/2014	WI 7	WI 7	TR	109182	510006	28808	521250	28841	131
7/2014	WI 7	WI 7	TR	109182	510006	28808	521676	100052	7
7/2014	WI 7	WI 7	TR	109183	510006	28808	521180	28875	8
7/2014	WI 7	WI 7	TR	109183	510006	28808	521188	28862	12
7/2014	WI 7	WI 7	TR	109183	510006	28808	521210	28828	12
7/2014	WI 7	WI 7	TR	109183	510006	28808	521356	28774	456
7/2014	WI 7	WI 7	TR	109183	510006	28808	521394	36936	6
7/2014	WI 7	WI 7	TR	109212	510006	28808	521172	28846	234
7/2014	WI 7	WI 7	TR	109415	510006	28808	521316	28831	9
7/2014	WI 7	WI 7	TR	109893	510006	28808	521676	100052	65
7/2014	WI 7	WI 7	TR	109893	510006	28808	523034	384136	39
7/2014	WI 7	WI 7	TR	109974	521172	28846	521258	265372	7
7/2014	WI 7	WI 7	TR	109974	523034	384136	521250	28841	30
7/2014	WI 7	WI 7	TR	109974	523034	384136	521784	28720	140
7/2014	WI 7	WI 7	TR	110407	510006	28808	521012	40226	3
7/2014	WI 7	WI 7	TR	110407	510006	28808	521172	28846	10
7/2014	WI 7	WI 7	TR	110407	510006	28808	521240	28759	2

ANR Pipeline Company Transportation Services Fuel By Route Analysis

VASCR351

Reporting Year: *January - December 2014*
 Production Period: **07/2014**

<u>Production Period</u>	<u>Receipt Segment</u>	<u>Delivery Segment</u>	<u>Service Class</u>	<u>Svc Req Contract</u>	<u>Receipt Location</u>	<u>Receipt Loc Prop</u>	<u>Delivery Location</u>	<u>Delivery Loc Prop</u>	<u>Fuel Quantity</u>
7/2014	WI 7	WI 7	TR	110407	510006	28808	521314	28661	157
7/2014	WI 7	WI 7	TR	110407	510006	28808	521810	36869	50
7/2014	WI 7	WI 7	TR	111061	510006	28808	521330	28761	492
7/2014	WI 7	WI 7	TR	111296	510006	28808	521370	28788	3,596
7/2014	WI 7	WI 7	TR	111297	510033	28873	505023	139255	108
7/2014	WI 7	WI 7	TR	111864	510006	28808	505026	139258	1,984
7/2014	WI 7	WI 7	TR	111972	510041	11661	521012	40226	186
7/2014	WI 7	WI 7	TR	112565	521650	269472	523032	384134	310
7/2014	WI 7	WI 7	TR	112901	510006	28808	521292	28806	56
7/2014	WI 7	WI 7	TR	112906	510006	28808	521676	100052	27
7/2014	WI 7	WI 7	TR	112906	510006	28808	521810	36869	1
7/2014	WI 7	WI 7	TR	112923	510033	28873	505023	139255	545
7/2014	WI 7	WI 7	TR	112958	510006	28808	523047	444972	280
7/2014	WI 7	WI 7	TR	114497	510006	28808	521186	42139	6
7/2014	WI 7	WI 7	TR	114497	510006	28808	521262	36868	18
7/2014	WI 7	WI 7	TR	114497	510006	28808	521650	269472	69
7/2014	WI 7	WI 7	TR	114497	510006	28808	523032	384134	447
7/2014	WI 7	WI 7	TR	114497	510033	28873	521172	28846	361
7/2014	WI 7	WI 7	TR	114497	510033	28873	521174	28778	92
7/2014	WI 7	WI 7	TR	114497	510033	28873	521178	28883	56
7/2014	WI 7	WI 7	TR	114497	510033	28873	521186	42139	126
7/2014	WI 7	WI 7	TR	114497	510033	28873	521196	28771	26
7/2014	WI 7	WI 7	TR	114497	510033	28873	521240	28759	20
7/2014	WI 7	WI 7	TR	114497	510033	28873	521246	28844	8
7/2014	WI 7	WI 7	TR	114497	510033	28873	521266	28702	1,087
7/2014	WI 7	WI 7	TR	114497	510033	28873	521314	28661	344
7/2014	WI 7	WI 7	TR	114497	510033	28873	521350	28660	40
7/2014	WI 7	WI 7	TR	114497	510033	28873	521650	269472	436
7/2014	WI 7	WI 7	TR	114497	510033	28873	521676	100052	30
7/2014	WI 7	WI 7	TR	114497	510033	28873	521784	28720	5
7/2014	WI 7	WI 7	TR	114497	510033	28873	523032	384134	620
7/2014	WI 7	WI 7	TR	114497	510033	28873	523034	384136	549
7/2014	WI 7	WI 7	TR	114505	510006	28808	505026	139258	868

**ANR Pipeline Company
Transportation Services
Fuel By Route Analysis**

VASCR351

Reporting Year: *January - December 2014*
 Production Period: 07/2014

<u>Production Period</u>	<u>Receipt Segment</u>	<u>Delivery Segment</u>	<u>Service Class</u>	<u>Svc Req Contract</u>	<u>Receipt Location</u>	<u>Receipt Loc Prop</u>	<u>Delivery Location</u>	<u>Delivery Loc Prop</u>	<u>Fuel Quantity</u>
7/2014	WI 7	WI 7	TR	114823	510006	28808	521266	28702	11
7/2014	WI 7	WI 7	TR	115070	510006	28808	505023	139255	43
7/2014	WI 7	WI 7	TR	116064	521650	269472	523032	384134	1,034
7/2014	WI 7	WI 7	TR	116064	523032	384134	521650	269472	155
7/2014	WI 7	WI 7	TR	117332	510006	28808	505021	139253	588
7/2014	WI 7	WI 7	TR	118794	510033	28873	505023	139255	77
7/2014	WI 7	WI 7	TR	121282	510006	28808	521204	28672	34
7/2014	WI 7	WI 7	TR	121282	510006	28808	521266	28702	13
7/2014	WI 7	WI 7	TR	121282	510006	28808	521676	100052	2
7/2014	WI 7	WI 7	TR	121282	510006	28808	521810	36869	7
7/2014	WI 7	WI 7	TR	121284	510006	28808	521240	28759	8
7/2014	WI 7	WI 7	TR	121284	510006	28808	521314	28661	104
7/2014	WI 7	WI 7	TR	121481	510006	28808	521180	28875	28
7/2014	WI 7	WI 7	TR	122248	510033	28873	521108	11702	5,952
7/2014	WI 7	WI 7	TR	122265	510033	28873	521164	28842	89
7/2014	WI 7	WI 7	TR	122265	510033	28873	521178	28883	57
7/2014	WI 7	WI 7	TR	122265	510033	28873	521324	28794	401
7/2014	WI 7	WI 7	TR	122265	510033	28873	521676	100052	26
7/2014	WI 7	WI 7	TR	123169	510006	28808	521306	28741	8
7/2014	WI 7	WI 7	TR	123170	510006	28808	521356	28774	19
7/2014	WI 7	WI 7	TR	123976	510033	28873	521266	28702	341
7/2014	WI 7	WI 7	TR	123976	510033	28873	521314	28661	1,479
7/2014	WI 7	WI 7	TR	123976	510033	28873	521650	269472	147
7/2014	WI 7	WI 7	TR	123976	510033	28873	523032	384134	379
7/2014	WI 7	WI 7	TR	123976	510033	28873	523034	384136	546
7/2014	WI 7	WI 7	TR	124006	510006	28808	521012	40226	81
7/2014	WI 7	WI 7	TR	124006	510006	28808	521034	183670	72
7/2014	WI 7	WI 7	TR	124006	510006	28808	521172	28846	187
7/2014	WI 7	WI 7	TR	124006	510006	28808	521176	28859	87
7/2014	WI 7	WI 7	TR	124006	510006	28808	521180	28875	76
7/2014	WI 7	WI 7	TR	124006	510006	28808	521188	28862	133
7/2014	WI 7	WI 7	TR	124006	510006	28808	521198	28782	33
7/2014	WI 7	WI 7	TR	124006	510006	28808	521210	28828	112

**ANR Pipeline Company
 Transportation Services
 Fuel By Route Analysis**
VASCR351

 Reporting Year: *January - December 2014*
 Production Period: **07/2014**

<u>Production Period</u>	<u>Receipt Segment</u>	<u>Delivery Segment</u>	<u>Service Class</u>	<u>Svc Req Contract</u>	<u>Receipt Location</u>	<u>Receipt Loc Prop</u>	<u>Delivery Location</u>	<u>Delivery Loc Prop</u>	<u>Fuel Quantity</u>
7/2014	WI 7	WI 7	TR	124006	510006	28808	521240	28759	96
7/2014	WI 7	WI 7	TR	124006	510006	28808	521246	28844	133
7/2014	WI 7	WI 7	TR	124006	510006	28808	521266	28702	349
7/2014	WI 7	WI 7	TR	124006	510006	28808	521314	28661	207
7/2014	WI 7	WI 7	TR	124006	510006	28808	521394	36936	321
7/2014	WI 7	WI 7	TR	124006	510006	28808	521676	100052	551
7/2014	WI 7	WI 7	TR	124124	510033	28873	521012	40226	15
7/2014	WI 7	WI 7	TR	124124	510033	28873	521168	28834	21
7/2014	WI 7	WI 7	TR	124124	510033	28873	521172	28846	704
7/2014	WI 7	WI 7	TR	124124	510033	28873	521174	28778	59
7/2014	WI 7	WI 7	TR	124124	510033	28873	521198	28782	23
7/2014	WI 7	WI 7	TR	124124	510033	28873	521214	40197	211
7/2014	WI 7	WI 7	TR	124124	510033	28873	521218	28865	42
7/2014	WI 7	WI 7	TR	124124	510033	28873	521230	28819	84
7/2014	WI 7	WI 7	TR	124124	510033	28873	521240	28759	25
7/2014	WI 7	WI 7	TR	124124	510033	28873	521246	28844	89
7/2014	WI 7	WI 7	TR	124124	510033	28873	521252	28779	388
7/2014	WI 7	WI 7	TR	124124	510033	28873	521260	36867	73
7/2014	WI 7	WI 7	TR	124124	510033	28873	521266	28702	46
7/2014	WI 7	WI 7	TR	124124	510033	28873	521288	28670	2
7/2014	WI 7	WI 7	TR	124124	510033	28873	521298	28736	46
7/2014	WI 7	WI 7	TR	124124	510033	28873	521302	28747	23
7/2014	WI 7	WI 7	TR	124124	510033	28873	521314	28661	124
7/2014	WI 7	WI 7	TR	124124	510033	28873	521316	28831	22
7/2014	WI 7	WI 7	TR	124124	510033	28873	521324	28794	250
7/2014	WI 7	WI 7	TR	124124	510033	28873	521336	28738	74
7/2014	WI 7	WI 7	TR	124124	510033	28873	521374	28662	39
7/2014	WI 7	WI 7	TR	124124	510033	28873	521784	28720	355
7/2014	WI 7	WI 7	TR	124124	510033	28873	521814	36934	272
7/2014	WI 7	WI 7	TR	124124	510033	28873	523034	384136	35
7/2014	WI 7	WI 7	TR	124124	510033	28873	523041	395460	222
7/2014	WI 7	WI 7	TR	124124	510041	11661	521168	28834	1
7/2014	WI 7	WI 7	TR	124124	510041	11661	521172	28846	9

ANR Pipeline Company Transportation Services Fuel By Route Analysis

VASCR351

Reporting Year: *January - December 2014*
 Production Period: **07/2014**

<u>Production Period</u>	<u>Receipt Segment</u>	<u>Delivery Segment</u>	<u>Service Class</u>	<u>Svc Req Contract</u>	<u>Receipt Location</u>	<u>Receipt Loc Prop</u>	<u>Delivery Location</u>	<u>Delivery Loc Prop</u>	<u>Fuel Quantity</u>
7/2014	WI 7	WI 7	TR	I24124	510041	11661	521198	28782	1
7/2014	WI 7	WI 7	TR	I24124	510041	11661	521214	40197	7
7/2014	WI 7	WI 7	TR	I24124	510041	11661	521218	28865	2
7/2014	WI 7	WI 7	TR	I24124	510041	11661	521230	28819	4
7/2014	WI 7	WI 7	TR	I24124	510041	11661	521240	28759	1
7/2014	WI 7	WI 7	TR	I24124	510041	11661	521246	28844	4
7/2014	WI 7	WI 7	TR	I24124	510041	11661	521252	28779	1
7/2014	WI 7	WI 7	TR	I24124	510041	11661	521260	36867	3
7/2014	WI 7	WI 7	TR	I24124	510041	11661	521266	28702	2
7/2014	WI 7	WI 7	TR	I24124	510041	11661	521298	28736	4
7/2014	WI 7	WI 7	TR	I24124	510041	11661	521314	28661	4
7/2014	WI 7	WI 7	TR	I24124	510041	11661	521316	28831	1
7/2014	WI 7	WI 7	TR	I24124	510041	11661	521324	28794	11
7/2014	WI 7	WI 7	TR	I24124	510041	11661	521330	28761	1
7/2014	WI 7	WI 7	TR	I24124	510041	11661	521336	28738	6
7/2014	WI 7	WI 7	TR	I24124	510041	11661	521374	28662	2
7/2014	WI 7	WI 7	TR	I24124	510041	11661	521784	28720	1
7/2014	WI 7	WI 7	TR	I24124	510041	11661	521814	36934	11
7/2014	WI 7	WI 7	TR	I24124	510041	11661	523034	384136	33
7/2014	WI 7	WI 7	TR	I24124	510041	11661	523041	395460	13
7/2014	WI 7	WI 7	TR	I24145	510041	11661	521324	28794	45
7/2014	WI 7	WI 7	TR	I24196	510033	28873	523035	387791	197
7/2014	WI 7	WI 7	TR	I24197	510033	28873	523035	387791	30
7/2014	WI 7	WI 7	TR	I24572	521266	28702	523035	387791	28
7/2014	WI 7	WI 7	TR	I24579	510033	28873	521650	269472	134
7/2014	WI 7	WI 7	TR	I24579	510033	28873	523032	384134	134
7/2014	WI 7	WI 7	TR	I24807	510033	28873	521650	269472	50
7/2014	WI 7	WI 7	TR	I24807	510033	28873	523032	384134	50
7/2014	WI 7	WI 7	TR	I24810	510033	28873	521784	28720	32
7/2014	WI 7	WI 7	TR	I24810	510033	28873	523034	384136	298
7/2014	WI 7	WI 7	TR	I24812	510033	28873	521654	284917	46
7/2014	WI 7	WI 7	TR	I24812	510033	28873	523032	384134	184
7/2014	WI 7	WI 7	TR	I24812	510033	28873	523034	384136	184

**ANR Pipeline Company
Transportation Services
Fuel By Route Analysis**

VASCR351

Reporting Year: *January - December 2014*
Production Period: 07/2014

<u>Production Period</u>	<u>Receipt Segment</u>	<u>Delivery Segment</u>	<u>Service Class</u>	<u>Svc Req Contract</u>	<u>Receipt Location</u>	<u>Receipt Loc Prop</u>	<u>Delivery Location</u>	<u>Delivery Loc Prop</u>	<u>Fuel Quantity</u>
7/2014	W1 7	W1 7	TR	124831	510033	28873	521164	28842	34
	Segment								34,943
	Total for 07/2014								1,752,093

**ANR Pipeline Company
Transportation Services
Fuel By Route Analysis**

VASCR351

Reporting Year: *January - December 2014*
Production Period: **08/2014**

<u>Production Period</u>	<u>Receipt Segment</u>	<u>Delivery Segment</u>	<u>Service Class</u>	<u>Svc Req Contract</u>	<u>Receipt Location</u>	<u>Receipt Loc Prop</u>	<u>Delivery Location</u>	<u>Delivery Loc Prop</u>	<u>Fuel Quantity</u>
8/2014	ME 2	ME 2	TR	114655	505226	153719	521044	261572	391
8/2014	ME 2	ME 2	TR	114655	513083	803183	521044	261572	142
8/2014	ME 2	ME 2	TR	121148	513083	803183	521660	153751	99
8/2014	ME 2	ME 2	TR	121148	513084	803184	521660	153751	1,188
8/2014	ME 2	ME 2	TR	121148	513090	927982	521660	153751	99
8/2014	ME 2	ME 2	TR	123706	513087	924935	521668	22975	224
8/2014	ME 2	ME 2	TR	124173	513090	927982	523009	312115	434
8/2014	ME 2	ME 2	TR	124607	513090	927982	523009	312115	62
8/2014	ME 2	ME 2	TR	124686	513084	803184	521660	153751	1,035
8/2014	ME 2	ME 2	TR	124686	513090	927982	521660	153751	148
Segment									3,822
8/2014	ME 2	ME 3	TR	118249	513084	803184	521620	16118	3,255
8/2014	ME 2	ME 3	TR	124076	513084	803184	520020	6470	30
8/2014	ME 2	ME 3	TR	124076	513084	803184	521010	40186	30
8/2014	ME 2	ME 3	TR	124076	513084	803184	521092	4475	929
8/2014	ME 2	ME 3	TR	124076	513084	803184	521620	16118	5,826
8/2014	ME 2	ME 3	TR	124076	513084	803184	523006	314730	95
8/2014	ME 2	ME 3	TR	124206	513084	803184	521552	16265	62
8/2014	ME 2	ME 3	TR	124415	505233	154017	521626	40184	31
8/2014	ME 2	ME 3	TR	124525	505233	154017	521626	40184	31
8/2014	ME 2	ME 3	TR	124560	505233	154017	521626	40184	93
8/2014	ME 2	ME 3	TR	124777	513084	803184	521626	40184	1,275
8/2014	ME 2	ME 3	TR	124777	513087	924935	521626	40184	1,486
8/2014	ME 2	ME 3	TR	124911	513054	467676	505566	1389406	379
8/2014	ME 2	ME 3	TR	124911	513084	803184	505566	1389406	503
Segment									14,025
8/2014	ME 2	MI 7	TR	106308	521594	20666	505038	153808	119
8/2014	ME 2	MI 7	TR	110024	513084	803184	505038	153808	9,024
8/2014	ME 2	MI 7	TR	110024	513084	803184	521118	11578	2,161
8/2014	ME 2	MI 7	TR	113650	513084	803184	521116	42078	3,073
8/2014	ME 2	MI 7	TR	113650	513084	803184	521932	138744	3,977
8/2014	ME 2	MI 7	TR	115942	513084	803184	521116	42078	2,294

**ANR Pipeline Company
 Transportation Services
 Fuel By Route Analysis**

VASCR351

Reporting Year: *January - December 2014*
 Production Period: **08/2014**

<u>Production Period</u>	<u>Receipt Segment</u>	<u>Delivery Segment</u>	<u>Service Class</u>	<u>Svc Req Contract</u>	<u>Receipt Location</u>	<u>Receipt Loc Prop</u>	<u>Delivery Location</u>	<u>Delivery Loc Prop</u>	<u>Fuel Quantity</u>
8/2014	ME 2	MI 7	TR	118231	513084	803184	505541	1181282	2,328
8/2014	ME 2	MI 7	TR	118903	513084	803184	521116	42078	16,027
8/2014	ME 2	MI 7	TR	118903	513087	924935	521116	42078	7,285
8/2014	ME 2	MI 7	TR	118903	513090	927982	521116	42078	13,741
8/2014	ME 2	MI 7	TR	119986	513084	803184	505038	153808	8,587
8/2014	ME 2	MI 7	TR	120144	513083	803183	521116	42078	103
8/2014	ME 2	MI 7	TR	120144	513084	803184	505038	153808	192
8/2014	ME 2	MI 7	TR	120144	513084	803184	521074	40470	235
8/2014	ME 2	MI 7	TR	120144	513084	803184	521116	42078	2,449
8/2014	ME 2	MI 7	TR	120144	513084	803184	521118	11578	24
8/2014	ME 2	MI 7	TR	120144	513084	803184	521122	11751	2
8/2014	ME 2	MI 7	TR	120144	513084	803184	521124	11562	48
8/2014	ME 2	MI 7	TR	120144	513084	803184	521138	11680	152
8/2014	ME 2	MI 7	TR	120144	513084	803184	521142	40477	181
8/2014	ME 2	MI 7	TR	120144	513084	803184	521144	11580	98
8/2014	ME 2	MI 7	TR	120144	513084	803184	521146	11785	40
8/2014	ME 2	MI 7	TR	120144	513084	803184	521154	11574	25
8/2014	ME 2	MI 7	TR	120144	513084	803184	521156	11572	16
8/2014	ME 2	MI 7	TR	120144	513084	803184	521158	11581	24
8/2014	ME 2	MI 7	TR	120144	513084	803184	521162	11748	103
8/2014	ME 2	MI 7	TR	120144	513084	803184	521634	11566	9,997
8/2014	ME 2	MI 7	TR	120144	513084	803184	521670	40468	114
8/2014	ME 2	MI 7	TR	120144	513084	803184	521932	138744	116
8/2014	ME 2	MI 7	TR	120144	513084	803184	521962	139401	60
8/2014	ME 2	MI 7	TR	120144	513084	803184	523052	467243	170
8/2014	ME 2	MI 7	TR	120144	513087	924935	521074	40470	21
8/2014	ME 2	MI 7	TR	120144	513087	924935	521116	42078	103
8/2014	ME 2	MI 7	TR	120144	513087	924935	521118	11578	24
8/2014	ME 2	MI 7	TR	120144	513087	924935	521142	40477	69
8/2014	ME 2	MI 7	TR	120144	513087	924935	521144	11580	45
8/2014	ME 2	MI 7	TR	120144	513087	924935	521158	11581	47
8/2014	ME 2	MI 7	TR	120144	513087	924935	521162	11748	30
8/2014	ME 2	MI 7	TR	120144	513087	924935	521634	11566	568

ANR Pipeline Company Transportation Services Fuel By Route Analysis

VASCR351

Reporting Year: *January - December 2014*
 Production Period: **08/2014**

<u>Production Period</u>	<u>Receipt Segment</u>	<u>Delivery Segment</u>	<u>Service Class</u>	<u>Svc Req Contract</u>	<u>Receipt Location</u>	<u>Receipt Loc Prop</u>	<u>Delivery Location</u>	<u>Delivery Loc Prop</u>	<u>Fuel Quantity</u>
8/2014	ME 2	MI 7	TR	120144	513087	924935	521670	40468	118
8/2014	ME 2	MI 7	TR	120144	513087	924935	523052	467243	33
8/2014	ME 2	MI 7	TR	120144	513090	927982	521634	11566	224
8/2014	ME 2	MI 7	TR	121893	513084	803184	505038	153808	7,285
8/2014	ME 2	MI 7	TR	123566	513084	803184	521116	42078	1,152
8/2014	ME 2	MI 7	TR	123566	513084	803184	521588	40481	1,440
8/2014	ME 2	MI 7	TR	123566	513084	803184	521634	11566	96
8/2014	ME 2	MI 7	TR	124076	513084	803184	505038	153808	1,469
8/2014	ME 2	MI 7	TR	124076	513084	803184	521030	282436	2,548
8/2014	ME 2	MI 7	TR	124076	513084	803184	521116	42078	4,757
8/2014	ME 2	MI 7	TR	124076	513084	803184	521622	110850	13,629
8/2014	ME 2	MI 7	TR	124076	513084	803184	521942	198847	53
8/2014	ME 2	MI 7	TR	124206	513084	803184	505020	139252	62
8/2014	ME 2	MI 7	TR	124416	505233	154017	505038	153808	93
8/2014	ME 2	MI 7	TR	124417	505233	154017	505038	153808	31
8/2014	ME 2	MI 7	TR	124418	505233	154017	521932	138744	93
8/2014	ME 2	MI 7	TR	124523	505233	154017	505038	153808	31
8/2014	ME 2	MI 7	TR	124526	505233	154017	521932	138744	62
8/2014	ME 2	MI 7	TR	124527	505233	154017	505038	153808	62
8/2014	ME 2	MI 7	TR	124528	505233	154017	505038	153808	31
8/2014	ME 2	MI 7	TR	124561	505233	154017	505038	153808	93
8/2014	ME 2	MI 7	TR	124562	505233	154017	521932	138744	62
8/2014	ME 2	MI 7	TR	124563	505233	154017	505038	153808	31
8/2014	ME 2	MI 7	TR	124709	505233	154017	521932	138744	31
8/2014	ME 2	MI 7	TR	124723	505233	154017	505038	153808	93
8/2014	ME 2	MI 7	TR	124777	513084	803184	521116	42078	1,465
8/2014	ME 2	MI 7	TR	124777	513084	803184	521634	11566	323
8/2014	ME 2	MI 7	TR	124777	513087	924935	521116	42078	318
8/2014	ME 2	MI 7	TR	124777	513087	924935	521634	11566	75
8/2014	ME 2	MI 7	TR	124883	513084	803184	505017	139249	16,678
	Segment								136,110
8/2014	ME 2	WI 7	TR	820	513084	803184	505025	139257	3,689
8/2014	ME 2	WI 7	TR	120144	513084	803184	521288	28670	2

ANR Pipeline Company Transportation Services Fuel By Route Analysis

VASCR351

Reporting Year: *January - December 2014*
 Production Period: **08/2014**

<u>Production Period</u>	<u>Receipt Segment</u>	<u>Delivery Segment</u>	<u>Service Class</u>	<u>Svc Req Contract</u>	<u>Receipt Location</u>	<u>Receipt Loc Prop</u>	<u>Delivery Location</u>	<u>Delivery Loc Prop</u>	<u>Fuel Quantity</u>
	Segment								3,691
8/2014	ME 3	ME 3	TR	110505	513085	742252	520005	15672	600
8/2014	ME 3	ME 3	TR	110505	513085	742252	520026	38843	16
8/2014	ME 3	ME 3	TR	110505	513085	742252	520027	295956	176
8/2014	ME 3	ME 3	TR	110506	513085	742252	520005	15672	1,082
8/2014	ME 3	ME 3	TR	110506	513085	742252	520027	295956	13
8/2014	ME 3	ME 3	TR	110507	513085	742252	520005	15672	2,669
8/2014	ME 3	ME 3	TR	110507	513085	742252	520018	22986	527
8/2014	ME 3	ME 3	TR	110507	513085	742252	520027	295956	30
8/2014	ME 3	ME 3	TR	110507	513085	742252	521552	16265	93
8/2014	ME 3	ME 3	TR	110884	513085	742252	521620	16118	8,421
8/2014	ME 3	ME 3	TR	110885	513085	742252	505238	174721	2,542
8/2014	ME 3	ME 3	TR	110885	513085	742252	505564	1389346	205
8/2014	ME 3	ME 3	TR	110885	513085	742252	520018	22986	694
8/2014	ME 3	ME 3	TR	110885	513085	742252	521010	40186	405
8/2014	ME 3	ME 3	TR	110885	513085	742252	521528	4351	602
8/2014	ME 3	ME 3	TR	110885	513085	742252	521572	40455	553
8/2014	ME 3	ME 3	TR	110885	513085	742252	521576	40189	31
8/2014	ME 3	ME 3	TR	110885	513085	742252	521620	16118	31
8/2014	ME 3	ME 3	TR	110885	513085	742252	521626	40184	2,656
8/2014	ME 3	ME 3	TR	113884	513085	742252	521010	40186	102
8/2014	ME 3	ME 3	TR	113922	513085	742252	521528	4351	10
8/2014	ME 3	ME 3	TR	113987	513085	742252	521010	40186	43
8/2014	ME 3	ME 3	TR	113987	513085	742252	521528	4351	23
8/2014	ME 3	ME 3	TR	115126	505227	153721	505564	1389346	47
8/2014	ME 3	ME 3	TR	118863	505227	153721	521986	277052	214
8/2014	ME 3	ME 3	TR	120104	510009	138660	521010	40186	131
8/2014	ME 3	ME 3	TR	124783	505227	153721	523038	398767	98
8/2014	ME 3	ME 3	TR	124783	510008	38224	523038	398767	40
8/2014	ME 3	ME 3	TR	124787	505227	153721	523006	314730	280
8/2014	ME 3	ME 3	TR	124890	513125	1387755	521010	40186	3
8/2014	ME 3	ME 3	TR	124890	513125	1387755	521626	40184	155
8/2014	ME 3	ME 3	TR	124891	513125	1387755	521010	40186	1,364

ANR Pipeline Company Transportation Services Fuel By Route Analysis

VASCR351

 Reporting Year: *January - December 2014*
 Production Period: **08/2014**

<u>Production Period</u>	<u>Receipt Segment</u>	<u>Delivery Segment</u>	<u>Service Class</u>	<u>Svc Req Contract</u>	<u>Receipt Location</u>	<u>Receipt Loc Prop</u>	<u>Delivery Location</u>	<u>Delivery Loc Prop</u>	<u>Fuel Quantity</u>
8/2014	ME 3	ME 3	TR	124891	513125	1387755	521626	40184	682
8/2014	ME 3	ME 3	TR	124907	513125	1387755	523006	314730	8
8/2014	ME 3	ME 3	TR	124918	513085	742252	521572	40455	102
8/2014	ME 3	ME 3	TR	124919	513085	742252	521572	40455	91
8/2014	ME 3	ME 3	TR	124935	513125	1387755	521010	40186	9
8/2014	ME 3	ME 3	TR	124935	513125	1387755	521626	40184	467
		Segment							25,215
8/2014	ME 3	MI 7	TR	1700	505008	139236	505038	153808	163
8/2014	ME 3	MI 7	TR	15400	505032	139374	505038	153808	245
8/2014	ME 3	MI 7	TR	109718	510008	38224	505038	153808	10,013
8/2014	ME 3	MI 7	TR	110885	510009	138660	521116	42078	335
8/2014	ME 3	MI 7	TR	110885	513085	742252	521116	42078	9,102
8/2014	ME 3	MI 7	TR	110885	513085	742252	521634	11566	1,995
8/2014	ME 3	MI 7	TR	110885	513085	742252	521948	4492	26
8/2014	ME 3	MI 7	TR	110889	513085	742252	521074	40470	175
8/2014	ME 3	MI 7	TR	110889	513085	742252	521116	42078	1,801
8/2014	ME 3	MI 7	TR	110889	513085	742252	521138	11680	137
8/2014	ME 3	MI 7	TR	110889	513085	742252	521144	11580	4
8/2014	ME 3	MI 7	TR	110889	513085	742252	521146	11785	14
8/2014	ME 3	MI 7	TR	110889	513085	742252	521670	40468	67
8/2014	ME 3	MI 7	TR	110889	513085	742252	521962	139401	248
8/2014	ME 3	MI 7	TR	111288	505007	139235	505038	153808	20
8/2014	ME 3	MI 7	TR	113877	513085	742252	521116	42078	42
8/2014	ME 3	MI 7	TR	113877	513085	742252	521118	11578	40
8/2014	ME 3	MI 7	TR	113877	513085	742252	521144	11580	163
8/2014	ME 3	MI 7	TR	113877	513085	742252	521634	11566	107
8/2014	ME 3	MI 7	TR	113877	513085	742252	521670	40468	113
8/2014	ME 3	MI 7	TR	113878	513085	742252	521634	11566	434
8/2014	ME 3	MI 7	TR	113880	513085	742252	521634	11566	372
8/2014	ME 3	MI 7	TR	113884	513085	742252	521074	40470	5
8/2014	ME 3	MI 7	TR	113884	513085	742252	521118	11578	76
8/2014	ME 3	MI 7	TR	113884	513085	742252	521142	40477	4
8/2014	ME 3	MI 7	TR	113884	513085	742252	521144	11580	78

**ANR Pipeline Company
 Transportation Services
 Fuel By Route Analysis**

VASCR351

Reporting Year: *January - December 2014*
 Production Period: 08/2014

<u>Production Period</u>	<u>Receipt Segment</u>	<u>Delivery Segment</u>	<u>Service Class</u>	<u>Svc Req Contract</u>	<u>Receipt Location</u>	<u>Receipt Loc Prop</u>	<u>Delivery Location</u>	<u>Delivery Loc Prop</u>	<u>Fuel Quantity</u>
8/2014	ME 3	MI 7	TR	113884	513085	742252	521156	11572	68
8/2014	ME 3	MI 7	TR	113884	513085	742252	521634	11566	322
8/2014	ME 3	MI 7	TR	113884	513085	742252	521670	40468	24
8/2014	ME 3	MI 7	TR	113884	513085	742252	523052	467243	3
8/2014	ME 3	MI 7	TR	113886	513085	742252	521634	11566	217
8/2014	ME 3	MI 7	TR	113904	513085	742252	521074	40470	2
8/2014	ME 3	MI 7	TR	113904	513085	742252	521118	11578	4
8/2014	ME 3	MI 7	TR	113904	513085	742252	521122	11751	2
8/2014	ME 3	MI 7	TR	113904	513085	742252	521146	11785	2
8/2014	ME 3	MI 7	TR	113904	513085	742252	521156	11572	206
8/2014	ME 3	MI 7	TR	113904	513085	742252	521634	11566	6
8/2014	ME 3	MI 7	TR	113904	513085	742252	521670	40468	26
8/2014	ME 3	MI 7	TR	113915	513085	742252	521634	11566	403
8/2014	ME 3	MI 7	TR	113919	513085	742252	521634	11566	372
8/2014	ME 3	MI 7	TR	113922	513085	742252	521074	40470	297
8/2014	ME 3	MI 7	TR	113922	513085	742252	521116	42078	3
8/2014	ME 3	MI 7	TR	113922	513085	742252	521118	11578	236
8/2014	ME 3	MI 7	TR	113922	513085	742252	521124	11562	5
8/2014	ME 3	MI 7	TR	113922	513085	742252	521142	40477	278
8/2014	ME 3	MI 7	TR	113922	513085	742252	521144	11580	3
8/2014	ME 3	MI 7	TR	113922	513085	742252	521634	11566	156
8/2014	ME 3	MI 7	TR	113922	513085	742252	521670	40468	6
8/2014	ME 3	MI 7	TR	113922	513085	742252	521962	139401	198
8/2014	ME 3	MI 7	TR	113922	513085	742252	523052	467243	48
8/2014	ME 3	MI 7	TR	113930	513085	742252	521634	11566	403
8/2014	ME 3	MI 7	TR	113933	513085	742252	521634	11566	248
8/2014	ME 3	MI 7	TR	113936	513085	742252	521634	11566	217
8/2014	ME 3	MI 7	TR	113937	513085	742252	521634	11566	434
8/2014	ME 3	MI 7	TR	113944	513085	742252	521634	11566	341
8/2014	ME 3	MI 7	TR	113945	513085	742252	521634	11566	434
8/2014	ME 3	MI 7	TR	113976	513085	742252	521634	11566	279
8/2014	ME 3	MI 7	TR	113987	513085	742252	521074	40470	25
8/2014	ME 3	MI 7	TR	113987	513085	742252	521116	42078	180

**ANR Pipeline Company
 Transportation Services
 Fuel By Route Analysis**
VASCR351

 Reporting Year: *January - December 2014*
 Production Period: **08/2014**

<u>Production Period</u>	<u>Receipt Segment</u>	<u>Delivery Segment</u>	<u>Service Class</u>	<u>Svc Req Contract</u>	<u>Receipt Location</u>	<u>Receipt Loc Prop</u>	<u>Delivery Location</u>	<u>Delivery Loc Prop</u>	<u>Fuel Quantity</u>
8/2014	ME 3	MI 7	TR	113987	513085	742252	521118	11578	232
8/2014	ME 3	MI 7	TR	113987	513085	742252	521122	11751	3
8/2014	ME 3	MI 7	TR	113987	513085	742252	521138	11680	4
8/2014	ME 3	MI 7	TR	113987	513085	742252	521142	40477	15
8/2014	ME 3	MI 7	TR	113987	513085	742252	521144	11580	66
8/2014	ME 3	MI 7	TR	113987	513085	742252	521146	11785	285
8/2014	ME 3	MI 7	TR	113987	513085	742252	521156	11572	112
8/2014	ME 3	MI 7	TR	113987	513085	742252	521162	11748	63
8/2014	ME 3	MI 7	TR	113987	513085	742252	521634	11566	151
8/2014	ME 3	MI 7	TR	113987	513085	742252	521670	40468	180
8/2014	ME 3	MI 7	TR	113987	513085	742252	521678	140834	41
8/2014	ME 3	MI 7	TR	113987	513085	742252	523052	467243	96
8/2014	ME 3	MI 7	TR	114015	513085	742252	521116	42078	64
8/2014	ME 3	MI 7	TR	114015	513085	742252	521118	11578	182
8/2014	ME 3	MI 7	TR	114015	513085	742252	521144	11580	61
8/2014	ME 3	MI 7	TR	114015	513085	742252	521156	11572	5
8/2014	ME 3	MI 7	TR	114015	513085	742252	521634	11566	109
8/2014	ME 3	MI 7	TR	114015	513085	742252	523052	467243	75
8/2014	ME 3	MI 7	TR	120802	510009	138660	521116	42078	30
8/2014	ME 3	MI 7	TR	123138	505012	139240	505038	153808	509
8/2014	ME 3	MI 7	TR	123138	510008	38224	505038	153808	1,151
8/2014	ME 3	MI 7	TR	123966	513085	742252	505108	243097	17,650
8/2014	ME 3	MI 7	TR	124050	510009	138660	521116	42078	9,491
8/2014	ME 3	MI 7	TR	124050	510009	138660	521634	11566	432
8/2014	ME 3	MI 7	TR	124050	513085	742252	521116	42078	5,129
8/2014	ME 3	MI 7	TR	124050	513085	742252	521634	11566	2,946
8/2014	ME 3	MI 7	TR	124054	510009	138660	521116	42078	1,637
8/2014	ME 3	MI 7	TR	124054	510009	138660	521634	11566	75
8/2014	ME 3	MI 7	TR	124054	513085	742252	521116	42078	10,566
8/2014	ME 3	MI 7	TR	124054	513085	742252	521634	11566	11,561
8/2014	ME 3	MI 7	TR	124077	510009	138660	521116	42078	1,457
8/2014	ME 3	MI 7	TR	124077	510009	138660	521634	11566	7
8/2014	ME 3	MI 7	TR	124278	513085	742252	521116	42078	214

**ANR Pipeline Company
 Transportation Services
 Fuel By Route Analysis**

VASCR351

Reporting Year: *January - December 2014*
 Production Period: **08/2014**

<u>Production Period</u>	<u>Receipt Segment</u>	<u>Delivery Segment</u>	<u>Service Class</u>	<u>Svc Req Contract</u>	<u>Receipt Location</u>	<u>Receipt Loc Prop</u>	<u>Delivery Location</u>	<u>Delivery Loc Prop</u>	<u>Fuel Quantity</u>
8/2014	ME 3	MI 7	TR	124769	513125	1387755	505038	153808	5,038
8/2014	ME 3	MI 7	TR	124769	513125	1387755	521008	11616	8,649
8/2014	ME 3	MI 7	TR	124769	513125	1387755	521116	42078	119
8/2014	ME 3	MI 7	TR	124769	513125	1387755	521118	11578	244
8/2014	ME 3	MI 7	TR	124769	513125	1387755	521122	11751	58
8/2014	ME 3	MI 7	TR	124769	513125	1387755	521124	11562	58
8/2014	ME 3	MI 7	TR	124769	513125	1387755	521138	11680	62
8/2014	ME 3	MI 7	TR	124769	513125	1387755	521142	40477	93
8/2014	ME 3	MI 7	TR	124769	513125	1387755	521144	11580	155
8/2014	ME 3	MI 7	TR	124769	513125	1387755	521670	40468	89
8/2014	ME 3	MI 7	TR	124769	513125	1387755	523052	467243	155
8/2014	ME 3	MI 7	TR	124770	513085	742252	521116	42078	601
8/2014	ME 3	MI 7	TR	124770	513125	1387755	521116	42078	13,432
8/2014	ME 3	MI 7	TR	124770	513125	1387755	521604	150409	589
8/2014	ME 3	MI 7	TR	124771	513125	1387755	505038	153808	9,729
8/2014	ME 3	MI 7	TR	124771	513125	1387755	521690	40892	68
8/2014	ME 3	MI 7	TR	124772	513125	1387755	505038	153808	1,026
8/2014	ME 3	MI 7	TR	124772	513125	1387755	521014	153852	551
8/2014	ME 3	MI 7	TR	124772	513125	1387755	521116	42078	6,283
8/2014	ME 3	MI 7	TR	124772	513125	1387755	521142	40477	93
8/2014	ME 3	MI 7	TR	124772	513125	1387755	521144	11580	62
8/2014	ME 3	MI 7	TR	124772	513125	1387755	521160	11590	93
8/2014	ME 3	MI 7	TR	124772	513125	1387755	521634	11566	1,691
8/2014	ME 3	MI 7	TR	124889	513125	1387755	505038	153808	5,844
8/2014	ME 3	MI 7	TR	124889	513125	1387755	521116	42078	3,289
8/2014	ME 3	MI 7	TR	124889	513125	1387755	521690	40892	305
8/2014	ME 3	MI 7	TR	124890	513125	1387755	505038	153808	3,478
8/2014	ME 3	MI 7	TR	124890	513125	1387755	505108	243097	12
8/2014	ME 3	MI 7	TR	124890	513125	1387755	521074	40470	4
8/2014	ME 3	MI 7	TR	124890	513125	1387755	521116	42078	4,268
8/2014	ME 3	MI 7	TR	124890	513125	1387755	521690	40892	258
8/2014	ME 3	MI 7	TR	124890	513125	1387755	521948	4492	3
8/2014	ME 3	MI 7	TR	124891	513125	1387755	505038	153808	1,811

**ANR Pipeline Company
 Transportation Services
 Fuel By Route Analysis**

VASCR351

Reporting Year: *January - December 2014*
 Production Period: **08/2014**

<u>Production Period</u>	<u>Receipt Segment</u>	<u>Delivery Segment</u>	<u>Service Class</u>	<u>Svc Req Contract</u>	<u>Receipt Location</u>	<u>Receipt Loc Prop</u>	<u>Delivery Location</u>	<u>Delivery Loc Prop</u>	<u>Fuel Quantity</u>
8/2014	ME 3	MI 7	TR	124891	513125	1387755	521074	40470	756
8/2014	ME 3	MI 7	TR	124891	513125	1387755	521116	42078	867
8/2014	ME 3	MI 7	TR	124891	513125	1387755	521690	40892	88
8/2014	ME 3	MI 7	TR	124906	513125	1387755	521116	42078	3,083
8/2014	ME 3	MI 7	TR	124906	513125	1387755	521622	110850	4,989
8/2014	ME 3	MI 7	TR	124906	513125	1387755	523008	312117	269
8/2014	ME 3	MI 7	TR	124907	513125	1387755	505038	153808	2,697
8/2014	ME 3	MI 7	TR	124907	513125	1387755	505137	320550	121
8/2014	ME 3	MI 7	TR	124907	513125	1387755	521116	42078	121
8/2014	ME 3	MI 7	TR	124907	513125	1387755	523008	312117	423
8/2014	ME 3	MI 7	TR	124910	505566	1389406	521116	42078	2,534
8/2014	ME 3	MI 7	TR	124910	513085	742252	505038	153808	624
8/2014	ME 3	MI 7	TR	124910	513085	742252	521116	42078	4,729
8/2014	ME 3	MI 7	TR	124910	513085	742252	521622	110850	1,026
8/2014	ME 3	MI 7	TR	124910	513085	742252	521634	11566	634
8/2014	ME 3	MI 7	TR	124910	513085	742252	523008	312117	420
8/2014	ME 3	MI 7	TR	124910	513085	742252	523029	360888	48
8/2014	ME 3	MI 7	TR	124925	513125	1387755	505038	153808	217
8/2014	ME 3	MI 7	TR	124926	513125	1387755	521116	42078	317
8/2014	ME 3	MI 7	TR	124927	513125	1387755	521116	42078	12
8/2014	ME 3	MI 7	TR	124935	513125	1387755	505038	153808	285
8/2014	ME 3	MI 7	TR	124935	513125	1387755	521074	40470	1,842
8/2014	ME 3	MI 7	TR	124935	513125	1387755	521116	42078	2,256
8/2014	ME 3	MI 7	TR	124935	513125	1387755	521118	11578	125
8/2014	ME 3	MI 7	TR	124935	513125	1387755	521120	11795	46
8/2014	ME 3	MI 7	TR	124935	513125	1387755	521122	11751	832
8/2014	ME 3	MI 7	TR	124935	513125	1387755	521124	11562	85
8/2014	ME 3	MI 7	TR	124935	513125	1387755	521138	11680	185
8/2014	ME 3	MI 7	TR	124935	513125	1387755	521140	11749	46
8/2014	ME 3	MI 7	TR	124935	513125	1387755	521142	40477	85
8/2014	ME 3	MI 7	TR	124935	513125	1387755	521144	11580	222
8/2014	ME 3	MI 7	TR	124935	513125	1387755	521146	11785	27
8/2014	ME 3	MI 7	TR	124935	513125	1387755	521152	11589	54

ANR Pipeline Company Transportation Services Fuel By Route Analysis

VASCR351

 Reporting Year: *January - December 2014*
 Production Period: **08/2014**

<u>Production Period</u>	<u>Receipt Segment</u>	<u>Delivery Segment</u>	<u>Service Class</u>	<u>Svc Req Contract</u>	<u>Receipt Location</u>	<u>Receipt Loc Prop</u>	<u>Delivery Location</u>	<u>Delivery Loc Prop</u>	<u>Fuel Quantity</u>
8/2014	ME 3	MI 7	TR	124935	513125	1387755	521156	11572	122
8/2014	ME 3	MI 7	TR	124935	513125	1387755	521160	11590	162
8/2014	ME 3	MI 7	TR	124935	513125	1387755	521162	11748	915
8/2014	ME 3	MI 7	TR	124935	513125	1387755	521606	216654	106
8/2014	ME 3	MI 7	TR	124935	513125	1387755	521670	40468	248
8/2014	ME 3	MI 7	TR	124935	513125	1387755	521948	4492	435
8/2014	ME 3	MI 7	TR	124935	513125	1387755	521962	139401	570
8/2014	ME 3	MI 7	TR	124935	513125	1387755	523052	467243	24
8/2014	ME 3	MI 7	TR	124936	513125	1387755	505038	153808	5,026
8/2014	ME 3	MI 7	TR	124936	513125	1387755	521116	42078	1,484
8/2014	ME 3	MI 7	TR	124937	513125	1387755	521116	42078	12
8/2014	ME 3	MI 7	TS	120642	505563	1389347	505038	153808	65
Segment									203,270
8/2014	ME 3	WI 7	TR	124050	510009	138660	523034	384136	169
8/2014	ME 3	WI 7	TR	124050	513085	742252	523034	384136	59
8/2014	ME 3	WI 7	TR	124054	513085	742252	523034	384136	555
8/2014	ME 3	WI 7	TR	124077	510009	138660	523034	384136	24
8/2014	ME 3	WI 7	TR	124890	513125	1387755	521172	28846	9
8/2014	ME 3	WI 7	TR	124890	513125	1387755	521252	28779	180
8/2014	ME 3	WI 7	TR	124890	513125	1387755	521784	28720	959
8/2014	ME 3	WI 7	TR	124890	513125	1387755	523032	384134	174
8/2014	ME 3	WI 7	TR	124890	513125	1387755	523034	384136	79
8/2014	ME 3	WI 7	TR	124907	513125	1387755	523032	384134	80
8/2014	ME 3	WI 7	TR	124907	513125	1387755	523034	384136	149
8/2014	ME 3	WI 7	TR	124907	513125	1387755	523035	387791	134
8/2014	ME 3	WI 7	TR	124910	513085	742252	521654	284917	119
8/2014	ME 3	WI 7	TR	124910	513085	742252	523032	384134	26
8/2014	ME 3	WI 7	TR	124935	513125	1387755	521172	28846	59
8/2014	ME 3	WI 7	TR	124935	513125	1387755	523032	384134	65
8/2014	ME 3	WI 7	TR	124935	513125	1387755	523034	384136	1
Segment									2,841
8/2014	MI 7	ME 3	TR	109956	511136	277072	521638	153767	540

ANR Pipeline Company Transportation Services Fuel By Route Analysis

VASCR351

 Reporting Year: *January - December 2014*
 Production Period: **08/2014**

<u>Production Period</u>	<u>Receipt Segment</u>	<u>Delivery Segment</u>	<u>Service Class</u>	<u>Svc Req Contract</u>	<u>Receipt Location</u>	<u>Receipt Loc Prop</u>	<u>Delivery Location</u>	<u>Delivery Loc Prop</u>	<u>Fuel Quantity</u>
8/2014	MI 7	ME 3	TR	111288	505038	153808	505007	139235	49
8/2014	MI 7	ME 3	TR	112835	511136	277072	521010	40186	978
8/2014	MI 7	ME 3	TR	112835	511136	277072	521540	4223	341
8/2014	MI 7	ME 3	TR	112835	511136	277072	521552	16265	31
8/2014	MI 7	ME 3	TR	112835	511136	277072	521626	40184	90
8/2014	MI 7	ME 3	TR	122029	511136	277072	521626	40184	2,500
8/2014	MI 7	ME 3	TR	123138	505038	153808	505012	139240	35
8/2014	MI 7	ME 3	TR	124584	510005	246067	521638	153767	11
8/2014	MI 7	ME 3	TR	124907	511136	277072	523006	314730	1
8/2014	MI 7	ME 3	TR	124908	511136	277072	523006	314730	56
8/2014	MI 7	ME 3	TR	124914	505038	153808	521638	153767	14
8/2014	MI 7	ME 3	TR	124914	511136	277072	521638	153767	132
8/2014	MI 7	ME 3	TS	120642	505038	153808	505563	1389347	37
	Segment								4,815
8/2014	MI 7	MI 7	TR	107879	511136	277072	505038	153808	1,242
8/2014	MI 7	MI 7	TR	107895	511136	277072	505038	153808	469
8/2014	MI 7	MI 7	TR	107895	511136	277072	521008	11616	94
8/2014	MI 7	MI 7	TR	108268	511136	277072	521116	42078	40
8/2014	MI 7	MI 7	TR	108283	510005	246067	505038	153808	41
8/2014	MI 7	MI 7	TR	108283	511136	277072	521116	42078	89
8/2014	MI 7	MI 7	TR	108288	510005	246067	505038	153808	9
8/2014	MI 7	MI 7	TR	108288	511136	277072	521116	42078	12
8/2014	MI 7	MI 7	TR	109014	505131	295958	505038	153808	3,400
8/2014	MI 7	MI 7	TR	109024	510005	246067	505038	153808	4,216
8/2014	MI 7	MI 7	TR	109183	510005	246067	505038	153808	4
8/2014	MI 7	MI 7	TR	109183	511136	277072	521116	42078	18
8/2014	MI 7	MI 7	TR	109212	511136	277072	505038	153808	1,767
8/2014	MI 7	MI 7	TR	109223	511136	277072	505038	153808	1,813
8/2014	MI 7	MI 7	TR	109511	511144	48642	505038	153808	2,253
8/2014	MI 7	MI 7	TR	109595	505038	153808	505019	139251	190
8/2014	MI 7	MI 7	TR	109974	510005	246067	505038	153808	23
8/2014	MI 7	MI 7	TR	110019	505038	153808	505018	139250	277
8/2014	MI 7	MI 7	TR	110407	511136	277072	521116	42078	7

**ANR Pipeline Company
Transportation Services
Fuel By Route Analysis**

VASCR351

Reporting Year: *January - December 2014*
 Production Period: **08/2014**

<u>Production Period</u>	<u>Receipt Segment</u>	<u>Delivery Segment</u>	<u>Service Class</u>	<u>Svc Req Contract</u>	<u>Receipt Location</u>	<u>Receipt Loc Prop</u>	<u>Delivery Location</u>	<u>Delivery Loc Prop</u>	<u>Fuel Quantity</u>
8/2014	MI 7	MI 7	TR	110884	511158	48644	505038	153808	2,589
8/2014	MI 7	MI 7	TR	110885	505038	153808	521008	11616	321
8/2014	MI 7	MI 7	TR	110885	505108	243097	521634	11566	4,798
8/2014	MI 7	MI 7	TR	110885	511136	277072	521634	11566	23
8/2014	MI 7	MI 7	TR	110885	511144	48642	505038	153808	2,097
8/2014	MI 7	MI 7	TR	110885	511144	48642	521008	11616	459
8/2014	MI 7	MI 7	TR	110904	505108	243097	505038	153808	444
8/2014	MI 7	MI 7	TR	110904	510005	246067	505038	153808	881
8/2014	MI 7	MI 7	TR	111061	510005	246067	505038	153808	4
8/2014	MI 7	MI 7	TR	111061	511136	277072	521116	42078	18
8/2014	MI 7	MI 7	TR	111310	505038	153808	505028	139366	62
8/2014	MI 7	MI 7	TR	111494	511136	277072	505038	153808	28
8/2014	MI 7	MI 7	TR	111730	511136	277072	505038	153808	45
8/2014	MI 7	MI 7	TR	111813	511136	277072	505038	153808	780
8/2014	MI 7	MI 7	TR	111910	505108	243097	521634	11566	9
8/2014	MI 7	MI 7	TR	111910	511136	277072	521074	40470	557
8/2014	MI 7	MI 7	TR	111910	511136	277072	521122	11751	12
8/2014	MI 7	MI 7	TR	111910	511136	277072	521124	11562	230
8/2014	MI 7	MI 7	TR	111910	511136	277072	521144	11580	234
8/2014	MI 7	MI 7	TR	111910	511136	277072	521146	11785	120
8/2014	MI 7	MI 7	TR	111910	511136	277072	521154	11574	99
8/2014	MI 7	MI 7	TR	111910	511136	277072	521158	11581	151
8/2014	MI 7	MI 7	TR	111910	511136	277072	521162	11748	64
8/2014	MI 7	MI 7	TR	111910	511136	277072	521634	11566	31
8/2014	MI 7	MI 7	TR	111910	511136	277072	521962	139401	3
8/2014	MI 7	MI 7	TR	111910	511158	48644	505038	153808	1,130
8/2014	MI 7	MI 7	TR	111928	510005	246067	521116	42078	5,209
8/2014	MI 7	MI 7	TR	111928	511136	277072	521116	42078	69
8/2014	MI 7	MI 7	TR	111973	511158	48644	521124	11562	551
8/2014	MI 7	MI 7	TR	112059	511136	277072	521074	40470	181
8/2014	MI 7	MI 7	TR	112059	511136	277072	521118	11578	27
8/2014	MI 7	MI 7	TR	112059	511136	277072	521122	11751	16
8/2014	MI 7	MI 7	TR	112059	511136	277072	521124	11562	169

**ANR Pipeline Company
 Transportation Services
 Fuel By Route Analysis**
VASCR351

 Reporting Year: *January - December 2014*
 Production Period: **08/2014**

<u>Production Period</u>	<u>Receipt Segment</u>	<u>Delivery Segment</u>	<u>Service Class</u>	<u>Svc Req Contract</u>	<u>Receipt Location</u>	<u>Receipt Loc Prop</u>	<u>Delivery Location</u>	<u>Delivery Loc Prop</u>	<u>Fuel Quantity</u>
8/2014	MI 7	MI 7	TR	112059	511136	277072	521138	11680	154
8/2014	MI 7	MI 7	TR	112059	511136	277072	521142	40477	370
8/2014	MI 7	MI 7	TR	112059	511136	277072	521144	11580	17
8/2014	MI 7	MI 7	TR	112059	511136	277072	521156	11572	54
8/2014	MI 7	MI 7	TR	112059	511136	277072	521158	11581	101
8/2014	MI 7	MI 7	TR	112059	511136	277072	521162	11748	92
8/2014	MI 7	MI 7	TR	112059	511136	277072	521670	40468	54
8/2014	MI 7	MI 7	TR	112059	511158	48644	505038	153808	1,012
8/2014	MI 7	MI 7	TR	112117	510005	246067	521116	42078	31
8/2014	MI 7	MI 7	TR	112117	513022	338686	521116	42078	1,395
8/2014	MI 7	MI 7	TR	112817	505017	139249	505038	153808	1,797
8/2014	MI 7	MI 7	TR	112835	511136	277072	521118	11578	39
8/2014	MI 7	MI 7	TR	112835	511136	277072	521122	11751	3
8/2014	MI 7	MI 7	TR	112835	511136	277072	521124	11562	34
8/2014	MI 7	MI 7	TR	112835	511136	277072	521138	11680	94
8/2014	MI 7	MI 7	TR	112835	511136	277072	521142	40477	31
8/2014	MI 7	MI 7	TR	112835	511136	277072	521152	11589	31
8/2014	MI 7	MI 7	TR	112835	511136	277072	521160	11590	180
8/2014	MI 7	MI 7	TR	112835	511136	277072	521670	40468	331
8/2014	MI 7	MI 7	TR	112835	511136	277072	521942	198847	1,653
8/2014	MI 7	MI 7	TR	112835	511136	277072	521948	4492	103
8/2014	MI 7	MI 7	TR	112835	511136	277072	521962	139401	246
8/2014	MI 7	MI 7	TR	112958	511136	277072	521116	42078	10
8/2014	MI 7	MI 7	TR	113186	511136	277072	505038	153808	2,561
8/2014	MI 7	MI 7	TR	113336	505230	153728	521985	278172	213
8/2014	MI 7	MI 7	TR	113372	510005	246067	521138	11680	4
8/2014	MI 7	MI 7	TR	113372	510005	246067	521160	11590	9
8/2014	MI 7	MI 7	TR	113372	510005	246067	521670	40468	14
8/2014	MI 7	MI 7	TR	113372	510005	246067	521942	198847	3
8/2014	MI 7	MI 7	TR	113372	510005	246067	521948	4492	15
8/2014	MI 7	MI 7	TR	113372	510029	2610	505038	153808	75
8/2014	MI 7	MI 7	TR	113372	510029	2610	521116	42078	17
8/2014	MI 7	MI 7	TR	113372	511136	277072	505038	153808	11

**ANR Pipeline Company
 Transportation Services
 Fuel By Route Analysis**

VASCR351

Reporting Year: *January - December 2014*
 Production Period: 08/2014

<u>Production Period</u>	<u>Receipt Segment</u>	<u>Delivery Segment</u>	<u>Service Class</u>	<u>Svc Req Contract</u>	<u>Receipt Location</u>	<u>Receipt Loc Prop</u>	<u>Delivery Location</u>	<u>Delivery Loc Prop</u>	<u>Fuel Quantity</u>
8/2014	MI 7	MI 7	TR	113372	511136	277072	521116	42078	706
8/2014	MI 7	MI 7	TR	113372	511136	277072	521634	11566	2
8/2014	MI 7	MI 7	TR	113372	511136	277072	521942	198847	77
8/2014	MI 7	MI 7	TR	113372	511136	277072	521948	4492	16
8/2014	MI 7	MI 7	TR	113498	511158	48644	505038	153808	279
8/2014	MI 7	MI 7	TR	113709	510005	246067	505038	153808	3,534
8/2014	MI 7	MI 7	TR	114122	511158	48644	521124	11562	580
8/2014	MI 7	MI 7	TR	114132	511136	277072	505038	153808	4,104
8/2014	MI 7	MI 7	TR	114132	511136	277072	521116	42078	16
8/2014	MI 7	MI 7	TR	114132	511136	277072	521670	40468	7
8/2014	MI 7	MI 7	TR	114132	511136	277072	521948	4492	7
8/2014	MI 7	MI 7	TR	114497	505038	153808	521008	11616	138
8/2014	MI 7	MI 7	TR	114497	505038	153808	521690	40892	138
8/2014	MI 7	MI 7	TR	114497	505108	243097	521030	282436	136
8/2014	MI 7	MI 7	TR	114497	510005	246067	505038	153808	64
8/2014	MI 7	MI 7	TR	114497	510005	246067	521030	282436	90
8/2014	MI 7	MI 7	TR	114497	511136	277072	505038	153808	96
8/2014	MI 7	MI 7	TR	114532	510029	2610	505038	153808	53
8/2014	MI 7	MI 7	TR	114532	510029	2610	521116	42078	144
8/2014	MI 7	MI 7	TR	114532	510029	2610	521138	11680	8
8/2014	MI 7	MI 7	TR	114532	510029	2610	521634	11566	32
8/2014	MI 7	MI 7	TR	114532	510029	2610	521670	40468	32
8/2014	MI 7	MI 7	TR	114532	510029	2610	521948	4492	24
8/2014	MI 7	MI 7	TR	114532	511136	277072	505038	153808	621
8/2014	MI 7	MI 7	TR	114532	511136	277072	521116	42078	1,062
8/2014	MI 7	MI 7	TR	114532	511136	277072	521138	11680	40
8/2014	MI 7	MI 7	TR	114532	511136	277072	521160	11590	63
8/2014	MI 7	MI 7	TR	114532	511136	277072	521634	11566	415
8/2014	MI 7	MI 7	TR	114532	511136	277072	521670	40468	136
8/2014	MI 7	MI 7	TR	114532	511136	277072	521942	198847	2
8/2014	MI 7	MI 7	TR	114532	511136	277072	521948	4492	213
8/2014	MI 7	MI 7	TR	114532	511136	277072	521962	139401	8
8/2014	MI 7	MI 7	TR	114567	505038	153808	505137	320550	63

**ANR Pipeline Company
 Transportation Services
 Fuel By Route Analysis**
VASCR351

 Reporting Year: *January - December 2014*
 Production Period: 08/2014

<u>Production Period</u>	<u>Receipt Segment</u>	<u>Delivery Segment</u>	<u>Service Class</u>	<u>Svc Req Contract</u>	<u>Receipt Location</u>	<u>Receipt Loc Prop</u>	<u>Delivery Location</u>	<u>Delivery Loc Prop</u>	<u>Fuel Quantity</u>
8/2014	MI 7	MI 7	TR	114567	505222	140358	505137	320550	1,791
8/2014	MI 7	MI 7	TR	114567	505230	153728	505137	320550	45
8/2014	MI 7	MI 7	TR	114604	505038	153808	523029	360888	96
8/2014	MI 7	MI 7	TR	114824	505230	153728	521606	216654	10
8/2014	MI 7	MI 7	TR	115070	511136	277072	505038	153808	1,364
8/2014	MI 7	MI 7	TR	115823	505108	243097	521074	40470	24
8/2014	MI 7	MI 7	TR	115823	505108	243097	521118	11578	69
8/2014	MI 7	MI 7	TR	115823	505108	243097	521142	40477	13
8/2014	MI 7	MI 7	TR	115823	505108	243097	521144	11580	24
8/2014	MI 7	MI 7	TR	115823	505108	243097	521634	11566	302
8/2014	MI 7	MI 7	TR	115823	505108	243097	521670	40468	30
8/2014	MI 7	MI 7	TR	115823	510005	246067	521634	11566	72
8/2014	MI 7	MI 7	TR	115823	511136	277072	505038	153808	5
8/2014	MI 7	MI 7	TR	115823	511136	277072	521074	40470	67
8/2014	MI 7	MI 7	TR	115823	511136	277072	521116	42078	79
8/2014	MI 7	MI 7	TR	115823	511136	277072	521118	11578	156
8/2014	MI 7	MI 7	TR	115823	511136	277072	521122	11751	8
8/2014	MI 7	MI 7	TR	115823	511136	277072	521138	11680	364
8/2014	MI 7	MI 7	TR	115823	511136	277072	521142	40477	145
8/2014	MI 7	MI 7	TR	115823	511136	277072	521144	11580	156
8/2014	MI 7	MI 7	TR	115823	511136	277072	521162	11748	76
8/2014	MI 7	MI 7	TR	115823	511136	277072	521634	11566	542
8/2014	MI 7	MI 7	TR	115823	511136	277072	521670	40468	777
8/2014	MI 7	MI 7	TR	115823	511136	277072	521962	139401	281
8/2014	MI 7	MI 7	TR	115823	511136	277072	523052	467243	132
8/2014	MI 7	MI 7	TR	115823	511158	48644	505038	153808	4,127
8/2014	MI 7	MI 7	TR	115823	511158	48644	521118	11578	11
8/2014	MI 7	MI 7	TR	115823	511158	48644	521138	11680	14
8/2014	MI 7	MI 7	TR	115823	511158	48644	521142	40477	5
8/2014	MI 7	MI 7	TR	115823	511158	48644	521144	11580	8
8/2014	MI 7	MI 7	TR	115823	511158	48644	521634	11566	1
8/2014	MI 7	MI 7	TR	115823	511158	48644	521670	40468	30
8/2014	MI 7	MI 7	TR	115823	511158	48644	521962	139401	11

ANR Pipeline Company Transportation Services Fuel By Route Analysis

VASCR351

 Reporting Year: *January - December 2014*
 Production Period: **08/2014**

<u>Production Period</u>	<u>Receipt Segment</u>	<u>Delivery Segment</u>	<u>Service Class</u>	<u>Svc Req Contract</u>	<u>Receipt Location</u>	<u>Receipt Loc Prop</u>	<u>Delivery Location</u>	<u>Delivery Loc Prop</u>	<u>Fuel Quantity</u>
8/2014	MI 7	MI 7	TR	115823	511158	48644	523052	467243	1
8/2014	MI 7	MI 7	TR	116170	511144	48642	505038	153808	713
8/2014	MI 7	MI 7	TR	117338	505108	243097	505038	153808	1,984
8/2014	MI 7	MI 7	TR	117338	510005	246067	505038	153808	1,395
8/2014	MI 7	MI 7	TR	117338	511136	277072	505038	153808	372
8/2014	MI 7	MI 7	TR	118231	505230	153728	505541	1181282	480
8/2014	MI 7	MI 7	TR	118231	511158	48644	505541	1181282	1,325
8/2014	MI 7	MI 7	TR	118268	513022	338686	521116	42078	2,852
8/2014	MI 7	MI 7	TR	118789	510005	246067	505038	153808	684
8/2014	MI 7	MI 7	TR	119958	505230	153728	523014	318733	195
8/2014	MI 7	MI 7	TR	119963	505230	153728	521058	282435	61
8/2014	MI 7	MI 7	TR	119970	511136	277072	520021	40785	155
8/2014	MI 7	MI 7	TR	119973	510036	142164	523074	1292925	194
8/2014	MI 7	MI 7	TR	120144	511136	277072	521634	11566	5
8/2014	MI 7	MI 7	TR	120144	511158	48644	505038	153808	4,187
8/2014	MI 7	MI 7	TR	120571	505108	243097	505038	153808	31
8/2014	MI 7	MI 7	TR	120571	511158	48644	505038	153808	2,945
8/2014	MI 7	MI 7	TR	120583	505108	243097	505038	153808	1,984
8/2014	MI 7	MI 7	TR	120903	505038	153808	523008	312117	157
8/2014	MI 7	MI 7	TR	120903	505108	243097	523008	312117	140
8/2014	MI 7	MI 7	TR	120903	505230	153728	523008	312117	250
8/2014	MI 7	MI 7	TR	120903	510005	246067	523008	312117	8
8/2014	MI 7	MI 7	TR	120903	510029	2610	523008	312117	256
8/2014	MI 7	MI 7	TR	120903	511136	277072	523008	312117	146
8/2014	MI 7	MI 7	TR	121099	511176	44783	505038	153808	58
8/2014	MI 7	MI 7	TR	121099	511178	40476	505038	153808	62
8/2014	MI 7	MI 7	TR	121099	513023	120743	505038	153808	19
8/2014	MI 7	MI 7	TR	121099	513050	463539	505038	153808	124
8/2014	MI 7	MI 7	TR	121984	505038	153808	521116	42078	16
8/2014	MI 7	MI 7	TR	121984	511158	48644	505038	153808	8
8/2014	MI 7	MI 7	TR	121986	511158	48644	505038	153808	23
8/2014	MI 7	MI 7	TR	121987	511158	48644	505038	153808	23
8/2014	MI 7	MI 7	TR	121991	510005	246067	521074	40470	24

ANR Pipeline Company Transportation Services Fuel By Route Analysis

VASCR351

 Reporting Year: *January - December 2014*
 Production Period: **08/2014**

<u>Production Period</u>	<u>Receipt Segment</u>	<u>Delivery Segment</u>	<u>Service Class</u>	<u>Svc Req Contract</u>	<u>Receipt Location</u>	<u>Receipt Loc Prop</u>	<u>Delivery Location</u>	<u>Delivery Loc Prop</u>	<u>Fuel Quantity</u>
8/2014	MI 7	MI 7	TR	121991	511158	48644	505038	153808	37
8/2014	MI 7	MI 7	TR	122029	511136	277072	521116	42078	152
8/2014	MI 7	MI 7	TR	122029	511136	277072	521138	11680	4
8/2014	MI 7	MI 7	TR	122029	511136	277072	521160	11590	27
8/2014	MI 7	MI 7	TR	122029	511136	277072	521634	11566	178
8/2014	MI 7	MI 7	TR	122029	511136	277072	521670	40468	15
8/2014	MI 7	MI 7	TR	122029	511136	277072	521948	4492	21
8/2014	MI 7	MI 7	TR	122065	511136	277072	505038	153808	9,947
8/2014	MI 7	MI 7	TR	122065	511136	277072	521116	42078	218
8/2014	MI 7	MI 7	TR	122065	511136	277072	521622	110850	2,162
8/2014	MI 7	MI 7	TR	122065	511136	277072	523008	312117	1,832
8/2014	MI 7	MI 7	TR	122070	510005	246067	505038	153808	582
8/2014	MI 7	MI 7	TR	122177	505038	153808	521690	40892	274
8/2014	MI 7	MI 7	TR	122177	511136	277072	505038	153808	2,646
8/2014	MI 7	MI 7	TR	122177	511136	277072	521116	42078	391
8/2014	MI 7	MI 7	TR	122177	511136	277072	521634	11566	126
8/2014	MI 7	MI 7	TR	122265	511158	48644	505038	153808	2,038
8/2014	MI 7	MI 7	TR	122266	511158	48644	505038	153808	43
8/2014	MI 7	MI 7	TR	122271	505222	140358	505137	320550	13
8/2014	MI 7	MI 7	TR	122700	511136	277072	505038	153808	2,891
8/2014	MI 7	MI 7	TR	122837	505038	153808	521030	282436	344
8/2014	MI 7	MI 7	TR	122837	511136	277072	521030	282436	89
8/2014	MI 7	MI 7	TR	123297	505222	140358	505137	320550	381
8/2014	MI 7	MI 7	TR	123566	511158	48644	505038	153808	37
8/2014	MI 7	MI 7	TR	123631	505038	153808	523008	312117	55
8/2014	MI 7	MI 7	TR	123631	505222	140358	505137	320550	235
8/2014	MI 7	MI 7	TR	123742	510005	246067	505038	153808	248
8/2014	MI 7	MI 7	TR	123742	511136	277072	505038	153808	184
8/2014	MI 7	MI 7	TR	123976	505038	153808	521008	11616	77
8/2014	MI 7	MI 7	TR	123976	505038	153808	521030	282436	492
8/2014	MI 7	MI 7	TR	123976	505038	153808	521690	40892	128
8/2014	MI 7	MI 7	TR	123976	505108	243097	505038	153808	99
8/2014	MI 7	MI 7	TR	123976	505108	243097	521030	282436	231

**ANR Pipeline Company
 Transportation Services
 Fuel By Route Analysis**

VASCR351

Reporting Year: *January - December 2014*
 Production Period: **08/2014**

<u>Production Period</u>	<u>Receipt Segment</u>	<u>Delivery Segment</u>	<u>Service Class</u>	<u>Svc Req Contract</u>	<u>Receipt Location</u>	<u>Receipt Loc Prop</u>	<u>Delivery Location</u>	<u>Delivery Loc Prop</u>	<u>Fuel Quantity</u>
8/2014	MI 7	MI 7	TR	123976	505108	243097	521690	40892	49
8/2014	MI 7	MI 7	TR	123976	510005	246067	505038	153808	4,796
8/2014	MI 7	MI 7	TR	123976	510005	246067	521008	11616	211
8/2014	MI 7	MI 7	TR	123976	510005	246067	521030	282436	3,683
8/2014	MI 7	MI 7	TR	123976	510005	246067	521690	40892	1,146
8/2014	MI 7	MI 7	TR	123976	511136	277072	505038	153808	4,754
8/2014	MI 7	MI 7	TR	123976	511136	277072	521008	11616	182
8/2014	MI 7	MI 7	TR	123976	511136	277072	521030	282436	2,469
8/2014	MI 7	MI 7	TR	123976	511136	277072	521690	40892	787
8/2014	MI 7	MI 7	TR	124006	510005	246067	505038	153808	3,204
8/2014	MI 7	MI 7	TR	124006	510005	246067	521116	42078	184
8/2014	MI 7	MI 7	TR	124006	510005	246067	521158	11581	51
8/2014	MI 7	MI 7	TR	124006	510005	246067	521690	40892	40
8/2014	MI 7	MI 7	TR	124006	511136	277072	505038	153808	60
8/2014	MI 7	MI 7	TR	124006	511136	277072	521158	11581	1
8/2014	MI 7	MI 7	TR	124006	511136	277072	521690	40892	29
8/2014	MI 7	MI 7	TR	124007	510005	246067	505038	153808	2,652
8/2014	MI 7	MI 7	TR	124007	510005	246067	521008	11616	24
8/2014	MI 7	MI 7	TR	124007	510005	246067	521116	42078	161
8/2014	MI 7	MI 7	TR	124007	510005	246067	521158	11581	8
8/2014	MI 7	MI 7	TR	124007	510005	246067	521634	11566	74
8/2014	MI 7	MI 7	TR	124007	511136	277072	505038	153808	203
8/2014	MI 7	MI 7	TR	124050	505108	243097	521116	42078	659
8/2014	MI 7	MI 7	TR	124050	505108	243097	521634	11566	5,709
8/2014	MI 7	MI 7	TR	124050	511144	48642	505038	153808	109
8/2014	MI 7	MI 7	TR	124054	505038	153808	521634	11566	184
8/2014	MI 7	MI 7	TR	124054	513022	338686	521634	11566	12
8/2014	MI 7	MI 7	TR	124076	505038	153808	521030	282436	370
8/2014	MI 7	MI 7	TR	124076	505108	243097	505038	153808	15
8/2014	MI 7	MI 7	TR	124076	505108	243097	521008	11616	81
8/2014	MI 7	MI 7	TR	124076	505108	243097	521030	282436	131
8/2014	MI 7	MI 7	TR	124076	510005	246067	505038	153808	749
8/2014	MI 7	MI 7	TR	124076	510005	246067	521030	282436	176

ANR Pipeline Company Transportation Services Fuel By Route Analysis

VASCR351

Reporting Year: *January - December 2014*
 Production Period: **08/2014**

<u>Production Period</u>	<u>Receipt Segment</u>	<u>Delivery Segment</u>	<u>Service Class</u>	<u>Svc Req Contract</u>	<u>Receipt Location</u>	<u>Receipt Loc Prop</u>	<u>Delivery Location</u>	<u>Delivery Loc Prop</u>	<u>Fuel Quantity</u>
8/2014	MI 7	MI 7	TR	124076	510005	246067	521622	110850	165
8/2014	MI 7	MI 7	TR	124076	511136	277072	505038	153808	4,193
8/2014	MI 7	MI 7	TR	124076	511136	277072	521030	282436	1,690
8/2014	MI 7	MI 7	TR	124076	511136	277072	521690	40892	171
8/2014	MI 7	MI 7	TR	124085	510005	246067	505038	153808	3,999
8/2014	MI 7	MI 7	TR	124196	505038	153808	521985	278172	26
8/2014	MI 7	MI 7	TR	124196	505108	243097	521622	110850	27
8/2014	MI 7	MI 7	TR	124196	511136	277072	505038	153808	257
8/2014	MI 7	MI 7	TR	124197	505038	153808	521985	278172	29
8/2014	MI 7	MI 7	TR	124197	511136	277072	521116	42078	1
8/2014	MI 7	MI 7	TR	124373	510005	246067	521014	153852	189
8/2014	MI 7	MI 7	TR	124373	510005	246067	521074	40470	129
8/2014	MI 7	MI 7	TR	124373	510005	246067	521116	42078	114
8/2014	MI 7	MI 7	TR	124373	510005	246067	521118	11578	162
8/2014	MI 7	MI 7	TR	124373	510005	246067	521124	11562	60
8/2014	MI 7	MI 7	TR	124373	510005	246067	521138	11680	1,065
8/2014	MI 7	MI 7	TR	124373	510005	246067	521142	40477	30
8/2014	MI 7	MI 7	TR	124373	510005	246067	521158	11581	712
8/2014	MI 7	MI 7	TR	124373	510005	246067	521162	11748	90
8/2014	MI 7	MI 7	TR	124373	510005	246067	521948	4492	31
8/2014	MI 7	MI 7	TR	124373	511136	277072	521074	40470	3
8/2014	MI 7	MI 7	TR	124373	511136	277072	521118	11578	5
8/2014	MI 7	MI 7	TR	124373	511136	277072	521124	11562	2
8/2014	MI 7	MI 7	TR	124373	511136	277072	521138	11680	3
8/2014	MI 7	MI 7	TR	124373	511136	277072	521142	40477	1
8/2014	MI 7	MI 7	TR	124373	511136	277072	521158	11581	2
8/2014	MI 7	MI 7	TR	124373	511136	277072	521162	11748	3
8/2014	MI 7	MI 7	TR	124373	511136	277072	521948	4492	1
8/2014	MI 7	MI 7	TR	124572	505222	140358	505137	320550	56
8/2014	MI 7	MI 7	TR	124572	510005	246067	505038	153808	131
8/2014	MI 7	MI 7	TR	124572	510005	246067	523008	312117	37
8/2014	MI 7	MI 7	TR	124572	511136	277072	505038	153808	524
8/2014	MI 7	MI 7	TR	124572	511136	277072	523008	312117	84

**ANR Pipeline Company
 Transportation Services
 Fuel By Route Analysis**

VASCR351

Reporting Year: *January - December 2014*
 Production Period: 08/2014

<u>Production Period</u>	<u>Receipt Segment</u>	<u>Delivery Segment</u>	<u>Service Class</u>	<u>Svc Req Contract</u>	<u>Receipt Location</u>	<u>Receipt Loc Prop</u>	<u>Delivery Location</u>	<u>Delivery Loc Prop</u>	<u>Fuel Quantity</u>
8/2014	MI 7	MI 7	TR	124573	505222	140358	505137	320550	32
8/2014	MI 7	MI 7	TR	124573	510005	246067	505038	153808	8
8/2014	MI 7	MI 7	TR	124573	510005	246067	505137	320550	4
8/2014	MI 7	MI 7	TR	124573	510029	2610	505038	153808	33
8/2014	MI 7	MI 7	TR	124573	510029	2610	505137	320550	22
8/2014	MI 7	MI 7	TR	124573	511136	277072	505038	153808	466
8/2014	MI 7	MI 7	TR	124573	511136	277072	505137	320550	6
8/2014	MI 7	MI 7	TR	124573	511136	277072	523008	312117	112
8/2014	MI 7	MI 7	TR	124579	510005	246067	505038	153808	1,886
8/2014	MI 7	MI 7	TR	124584	510005	246067	505038	153808	574
8/2014	MI 7	MI 7	TR	124584	510005	246067	521074	40470	336
8/2014	MI 7	MI 7	TR	124584	510005	246067	521116	42078	59
8/2014	MI 7	MI 7	TR	124584	510005	246067	521144	11580	217
8/2014	MI 7	MI 7	TR	124584	510005	246067	521690	40892	98
8/2014	MI 7	MI 7	TR	124585	505222	140358	505137	320550	37
8/2014	MI 7	MI 7	TR	124608	505222	140358	505137	320550	184
8/2014	MI 7	MI 7	TR	124608	511136	277072	523008	312117	18
8/2014	MI 7	MI 7	TR	124777	511158	48644	505038	153808	23
8/2014	MI 7	MI 7	TR	124793	505017	139249	521014	153852	4,216
8/2014	MI 7	MI 7	TR	124793	511158	48644	505038	153808	2,170
8/2014	MI 7	MI 7	TR	124836	510005	246067	505038	153808	643
8/2014	MI 7	MI 7	TR	124836	511136	277072	505038	153808	778
8/2014	MI 7	MI 7	TR	124885	511136	277072	505017	139249	837
8/2014	MI 7	MI 7	TR	124889	510005	246067	505038	153808	187
8/2014	MI 7	MI 7	TR	124889	511158	48644	505038	153808	2,529
8/2014	MI 7	MI 7	TR	124890	510005	246067	505038	153808	87
8/2014	MI 7	MI 7	TR	124890	511158	48644	505038	153808	2,180
8/2014	MI 7	MI 7	TR	124891	510005	246067	521116	42078	304
8/2014	MI 7	MI 7	TR	124891	511136	277072	505038	153808	63
8/2014	MI 7	MI 7	TR	124891	511136	277072	521116	42078	24
8/2014	MI 7	MI 7	TR	124891	511158	48644	505038	153808	1,405
8/2014	MI 7	MI 7	TR	124900	510005	246067	521116	42078	284
8/2014	MI 7	MI 7	TR	124900	510005	246067	521690	40892	58

**ANR Pipeline Company
 Transportation Services
 Fuel By Route Analysis**
VASCR351

 Reporting Year: *January - December 2014*
 Production Period: **08/2014**

<u>Production Period</u>	<u>Receipt Segment</u>	<u>Delivery Segment</u>	<u>Service Class</u>	<u>Svc Req Contract</u>	<u>Receipt Location</u>	<u>Receipt Loc Prop</u>	<u>Delivery Location</u>	<u>Delivery Loc Prop</u>	<u>Fuel Quantity</u>
8/2014	MI 7	MI 7	TR	124900	511136	277072	521074	40470	45
8/2014	MI 7	MI 7	TR	124900	511136	277072	521116	42078	758
8/2014	MI 7	MI 7	TR	124900	511136	277072	521118	11578	2
8/2014	MI 7	MI 7	TR	124900	511136	277072	521120	11795	1
8/2014	MI 7	MI 7	TR	124900	511136	277072	521122	11751	21
8/2014	MI 7	MI 7	TR	124900	511136	277072	521124	11562	2
8/2014	MI 7	MI 7	TR	124900	511136	277072	521138	11680	5
8/2014	MI 7	MI 7	TR	124900	511136	277072	521140	11749	1
8/2014	MI 7	MI 7	TR	124900	511136	277072	521142	40477	1
8/2014	MI 7	MI 7	TR	124900	511136	277072	521144	11580	4
8/2014	MI 7	MI 7	TR	124900	511136	277072	521146	11785	1
8/2014	MI 7	MI 7	TR	124900	511136	277072	521152	11589	1
8/2014	MI 7	MI 7	TR	124900	511136	277072	521156	11572	2
8/2014	MI 7	MI 7	TR	124900	511136	277072	521160	11590	4
8/2014	MI 7	MI 7	TR	124900	511136	277072	521162	11748	21
8/2014	MI 7	MI 7	TR	124900	511136	277072	521670	40468	5
8/2014	MI 7	MI 7	TR	124900	511136	277072	521948	4492	8
8/2014	MI 7	MI 7	TR	124900	511136	277072	521962	139401	13
8/2014	MI 7	MI 7	TR	124900	511158	48644	505038	153808	114
8/2014	MI 7	MI 7	TR	124906	511136	277072	505038	153808	86
8/2014	MI 7	MI 7	TR	124907	510029	2610	505038	153808	231
8/2014	MI 7	MI 7	TR	124907	511136	277072	505038	153808	1,358
8/2014	MI 7	MI 7	TR	124907	511136	277072	523008	312117	186
8/2014	MI 7	MI 7	TR	124908	510029	2610	505038	153808	316
8/2014	MI 7	MI 7	TR	124908	510029	2610	521008	11616	249
8/2014	MI 7	MI 7	TR	124908	510029	2610	523008	312117	114
8/2014	MI 7	MI 7	TR	124908	511136	277072	505038	153808	945
8/2014	MI 7	MI 7	TR	124908	511136	277072	521008	11616	1,782
8/2014	MI 7	MI 7	TR	124908	511136	277072	523008	312117	163
8/2014	MI 7	MI 7	TR	124909	505038	153808	521622	110850	7
8/2014	MI 7	MI 7	TR	124909	505038	153808	521985	278172	46
8/2014	MI 7	MI 7	TR	124909	505038	153808	523008	312117	141
8/2014	MI 7	MI 7	TR	124909	505108	243097	521116	42078	358

**ANR Pipeline Company
 Transportation Services
 Fuel By Route Analysis**

VASCR351

Reporting Year: *January - December 2014*
 Production Period: 08/2014

<u>Production Period</u>	<u>Receipt Segment</u>	<u>Delivery Segment</u>	<u>Service Class</u>	<u>Svc Req Contract</u>	<u>Receipt Location</u>	<u>Receipt Loc Prop</u>	<u>Delivery Location</u>	<u>Delivery Loc Prop</u>	<u>Fuel Quantity</u>
8/2014	MI 7	MI 7	TR	124909	505108	243097	523008	312117	258
8/2014	MI 7	MI 7	TR	124909	510029	2610	505038	153808	84
8/2014	MI 7	MI 7	TR	124909	510029	2610	521116	42078	121
8/2014	MI 7	MI 7	TR	124909	510029	2610	523008	312117	68
8/2014	MI 7	MI 7	TR	124909	511136	277072	505038	153808	112
8/2014	MI 7	MI 7	TR	124909	511136	277072	521116	42078	896
8/2014	MI 7	MI 7	TR	124909	511136	277072	523008	312117	264
8/2014	MI 7	MI 7	TR	124910	505038	153808	505137	320550	134
8/2014	MI 7	MI 7	TR	124910	505038	153808	521622	110850	17
8/2014	MI 7	MI 7	TR	124910	505038	153808	523029	360888	51
8/2014	MI 7	MI 7	TR	124910	505222	140358	505137	320550	4,916
8/2014	MI 7	MI 7	TR	124910	510029	2610	521116	42078	182
8/2014	MI 7	MI 7	TR	124914	511158	48644	505038	153808	12
8/2014	MI 7	MI 7	TR	124935	510005	246067	521118	11578	6
8/2014	MI 7	MI 7	TR	124935	510005	246067	521120	11795	1
8/2014	MI 7	MI 7	TR	124935	510005	246067	521122	11751	21
8/2014	MI 7	MI 7	TR	124935	510005	246067	521124	11562	2
8/2014	MI 7	MI 7	TR	124935	510005	246067	521140	11749	1
8/2014	MI 7	MI 7	TR	124935	510005	246067	521142	40477	1
8/2014	MI 7	MI 7	TR	124935	510005	246067	521156	11572	2
8/2014	MI 7	MI 7	TR	124935	510005	246067	521162	11748	62
8/2014	MI 7	MI 7	TR	124935	510005	246067	521690	40892	10
8/2014	MI 7	MI 7	TR	124935	511136	277072	521122	11751	4
8/2014	MI 7	MI 7	TR	124935	511136	277072	521162	11748	27
8/2014	MI 7	MI 7	TR	124935	511158	48644	505038	153808	987
8/2014	MI 7	MI 7	TR	124936	510005	246067	505038	153808	687
8/2014	MI 7	MI 7	TR	124936	511158	48644	505038	153808	1,023
8/2014	MI 7	MI 7	TR	124937	510005	246067	521116	42078	25
8/2014	MI 7	MI 7	TR	124937	511158	48644	505038	153808	14
8/2014	MI 7	MI 7	TR	124955	511136	277072	521014	153852	598
8/2014	MI 7	MI 7	TR	124975	511136	277072	505017	139249	600
8/2014	MI 7	MI 7	TS	109138	505038	153808	505038	153808	10
8/2014	MI 7	MI 7	TS	109171	505038	153808	505038	153808	18

**ANR Pipeline Company
 Transportation Services
 Fuel By Route Analysis**
VASCR351

 Reporting Year: *January - December 2014*
 Production Period: **08/2014**

<u>Production Period</u>	<u>Receipt Segment</u>	<u>Delivery Segment</u>	<u>Service Class</u>	<u>Svc Req Contract</u>	<u>Receipt Location</u>	<u>Receipt Loc Prop</u>	<u>Delivery Location</u>	<u>Delivery Loc Prop</u>	<u>Fuel Quantity</u>
8/2014	MI 7	MI 7	TS	110863	505038	153808	505038	153808	2
8/2014	MI 7	MI 7	TS	123102	505038	153808	505038	153808	35
8/2014	MI 7	MI 7	TS	123148	505038	153808	505038	153808	1
8/2014	MI 7	MI 7	TS	123151	505038	153808	505038	153808	3
	Segment								204,025
8/2014	MI 7	MW 6	TR	111803	505108	243097	521646	261475	173
8/2014	MI 7	MW 6	TR	123405	505038	153808	505013	139241	138
8/2014	MI 7	MW 6	TR	124214	505038	153808	521482	4741	7
8/2014	MI 7	MW 6	TS	109171	505038	153808	521428	40193	45
8/2014	MI 7	MW 6	TS	123151	505038	153808	521498	4857	12
	Segment								375
8/2014	MI 7	WI 7	TR	850	505038	153808	505025	139257	2
8/2014	MI 7	WI 7	TR	1600	505038	153808	505026	139258	651
8/2014	MI 7	WI 7	TR	105428	511136	277072	521262	36868	233
8/2014	MI 7	WI 7	TR	106054	511136	277072	521178	28883	713
8/2014	MI 7	WI 7	TR	106322	505038	153808	505026	139258	119
8/2014	MI 7	WI 7	TR	106955	511136	277072	521172	28846	138
8/2014	MI 7	WI 7	TR	107161	511136	277072	521266	28702	184
8/2014	MI 7	WI 7	TR	107306	511136	277072	521298	28736	112
8/2014	MI 7	WI 7	TR	107478	511136	277072	521324	28794	1,519
8/2014	MI 7	WI 7	TR	107879	505038	153808	505023	139255	31
8/2014	MI 7	WI 7	TR	107897	505038	153808	505024	139256	177
8/2014	MI 7	WI 7	TR	107899	505038	153808	505024	139256	128
8/2014	MI 7	WI 7	TR	108179	505108	243097	523032	384134	409
8/2014	MI 7	WI 7	TR	108179	510005	246067	523032	384134	136
8/2014	MI 7	WI 7	TR	108283	505108	243097	521310	28743	11
8/2014	MI 7	WI 7	TR	108283	510005	246067	521310	28743	8
8/2014	MI 7	WI 7	TR	108283	511136	277072	521310	28743	1,544
8/2014	MI 7	WI 7	TR	108288	510005	246067	521810	36869	8
8/2014	MI 7	WI 7	TR	108288	511136	277072	521198	28782	31
8/2014	MI 7	WI 7	TR	108288	511136	277072	521314	28661	3
8/2014	MI 7	WI 7	TR	108288	511136	277072	521676	100052	19

**ANR Pipeline Company
 Transportation Services
 Fuel By Route Analysis**

VASCR351

Reporting Year: *January - December 2014*
 Production Period: **08/2014**

<u>Production Period</u>	<u>Receipt Segment</u>	<u>Delivery Segment</u>	<u>Service Class</u>	<u>Svc Req Contract</u>	<u>Receipt Location</u>	<u>Receipt Loc Prop</u>	<u>Delivery Location</u>	<u>Delivery Loc Prop</u>	<u>Fuel Quantity</u>
8/2014	MI 7	WI 7	TR	108288	511136	277072	521810	36869	272
8/2014	MI 7	WI 7	TR	109179	511136	277072	521176	28859	26
8/2014	MI 7	WI 7	TR	109179	511136	277072	521248	28811	19
8/2014	MI 7	WI 7	TR	109179	511136	277072	521676	100052	1
8/2014	MI 7	WI 7	TR	109182	510005	246067	521250	28841	2
8/2014	MI 7	WI 7	TR	109182	511136	277072	521176	28859	29
8/2014	MI 7	WI 7	TR	109182	511136	277072	521250	28841	130
8/2014	MI 7	WI 7	TR	109182	511136	277072	521676	100052	4
8/2014	MI 7	WI 7	TR	109183	510005	246067	521356	28774	12
8/2014	MI 7	WI 7	TR	109183	511136	277072	521356	28774	492
8/2014	MI 7	WI 7	TR	109223	511136	277072	521250	28841	48
8/2014	MI 7	WI 7	TR	109415	511136	277072	521316	28831	372
8/2014	MI 7	WI 7	TR	109854	505038	153808	505023	139255	994
8/2014	MI 7	WI 7	TR	109893	511136	277072	521676	100052	69
8/2014	MI 7	WI 7	TR	109893	511136	277072	523034	384136	31
8/2014	MI 7	WI 7	TR	109950	511136	277072	521676	100052	155
8/2014	MI 7	WI 7	TR	109952	511136	277072	521330	28761	434
8/2014	MI 7	WI 7	TR	109974	505038	153808	521172	28846	29
8/2014	MI 7	WI 7	TR	109974	505038	153808	521250	28841	59
8/2014	MI 7	WI 7	TR	109974	505038	153808	521256	174788	48
8/2014	MI 7	WI 7	TR	109974	505038	153808	521786	28798	302
8/2014	MI 7	WI 7	TR	109974	505038	153808	523034	384136	835
8/2014	MI 7	WI 7	TR	109974	505108	243097	521250	28841	12
8/2014	MI 7	WI 7	TR	109974	505108	243097	521784	28720	3
8/2014	MI 7	WI 7	TR	109974	505108	243097	521786	28798	66
8/2014	MI 7	WI 7	TR	109974	505108	243097	523034	384136	293
8/2014	MI 7	WI 7	TR	109974	505230	153728	521172	28846	75
8/2014	MI 7	WI 7	TR	109974	505230	153728	521250	28841	60
8/2014	MI 7	WI 7	TR	109974	505230	153728	521784	28720	134
8/2014	MI 7	WI 7	TR	109974	505230	153728	521786	28798	38
8/2014	MI 7	WI 7	TR	109974	505230	153728	523034	384136	55
8/2014	MI 7	WI 7	TR	109974	510005	246067	521250	28841	1
8/2014	MI 7	WI 7	TR	109974	510005	246067	521256	174788	46

**ANR Pipeline Company
 Transportation Services
 Fuel By Route Analysis**

VASCR351

Reporting Year: *January - December 2014*
 Production Period: **08/2014**

<u>Production Period</u>	<u>Receipt Segment</u>	<u>Delivery Segment</u>	<u>Service Class</u>	<u>Svc Req Contract</u>	<u>Receipt Location</u>	<u>Receipt Loc Prop</u>	<u>Delivery Location</u>	<u>Delivery Loc Prop</u>	<u>Fuel Quantity</u>
8/2014	MI 7	WI 7	TR	109974	510005	246067	521786	28798	36
8/2014	MI 7	WI 7	TR	109974	510005	246067	523034	384136	397
8/2014	MI 7	WI 7	TR	109974	511136	277072	523034	384136	734
8/2014	MI 7	WI 7	TR	109976	505038	153808	523034	384136	789
8/2014	MI 7	WI 7	TR	110407	511136	277072	521314	28661	196
8/2014	MI 7	WI 7	TR	110407	511136	277072	521810	36869	26
8/2014	MI 7	WI 7	TR	111061	510005	246067	521330	28761	12
8/2014	MI 7	WI 7	TR	111061	511136	277072	521330	28761	492
8/2014	MI 7	WI 7	TR	111203	511136	277072	521298	28736	109
8/2014	MI 7	WI 7	TR	111284	510005	246067	505024	139256	1,364
8/2014	MI 7	WI 7	TR	111284	511136	277072	505024	139256	310
8/2014	MI 7	WI 7	TR	111296	511136	277072	505026	139258	3,596
8/2014	MI 7	WI 7	TR	111297	511136	277072	505023	139255	5,580
8/2014	MI 7	WI 7	TR	111316	510005	246067	521370	28788	123
8/2014	MI 7	WI 7	TR	111494	505038	153808	521250	28841	12
8/2014	MI 7	WI 7	TR	111494	505038	153808	521786	28798	68
8/2014	MI 7	WI 7	TR	111494	505038	153808	523034	384136	95
8/2014	MI 7	WI 7	TR	111494	505108	243097	521172	28846	640
8/2014	MI 7	WI 7	TR	111494	505108	243097	521250	28841	61
8/2014	MI 7	WI 7	TR	111494	505108	243097	521784	28720	31
8/2014	MI 7	WI 7	TR	111494	505108	243097	523034	384136	665
8/2014	MI 7	WI 7	TR	111494	511136	277072	521172	28846	17
8/2014	MI 7	WI 7	TR	111494	511136	277072	521786	28798	34
8/2014	MI 7	WI 7	TR	111494	511136	277072	523034	384136	326
8/2014	MI 7	WI 7	TR	111730	505038	153808	521786	28798	91
8/2014	MI 7	WI 7	TR	111730	505038	153808	523034	384136	306
8/2014	MI 7	WI 7	TR	111730	505108	243097	523034	384136	228
8/2014	MI 7	WI 7	TR	111730	510005	246067	523034	384136	181
8/2014	MI 7	WI 7	TR	111730	511136	277072	521172	28846	157
8/2014	MI 7	WI 7	TR	111730	511136	277072	521250	28841	45
8/2014	MI 7	WI 7	TR	111730	511136	277072	521258	265372	18
8/2014	MI 7	WI 7	TR	111730	511136	277072	521786	28798	109
8/2014	MI 7	WI 7	TR	111730	511136	277072	523034	384136	3,923

**ANR Pipeline Company
 Transportation Services
 Fuel By Route Analysis**
VASCR351

 Reporting Year: *January - December 2014*
 Production Period: **08/2014**

<u>Production Period</u>	<u>Receipt Segment</u>	<u>Delivery Segment</u>	<u>Service Class</u>	<u>Svc Req Contract</u>	<u>Receipt Location</u>	<u>Receipt Loc Prop</u>	<u>Delivery Location</u>	<u>Delivery Loc Prop</u>	<u>Fuel Quantity</u>
8/2014	MI 7	WI 7	TR	111864	511136	277072	505026	139258	1,831
8/2014	MI 7	WI 7	TR	111864	511136	277072	510041	11661	157
8/2014	MI 7	WI 7	TR	111910	511136	277072	521164	28842	14
8/2014	MI 7	WI 7	TR	111928	510005	246067	523032	384134	184
8/2014	MI 7	WI 7	TR	112565	505038	153808	521650	269472	744
8/2014	MI 7	WI 7	TR	112901	511136	277072	521292	28806	62
8/2014	MI 7	WI 7	TR	112906	511136	277072	521676	100052	31
8/2014	MI 7	WI 7	TR	112958	510005	246067	523047	444972	7
8/2014	MI 7	WI 7	TR	112958	511136	277072	523047	444972	273
8/2014	MI 7	WI 7	TR	113186	511136	277072	521650	269472	46
8/2014	MI 7	WI 7	TR	113186	511136	277072	523032	384134	245
8/2014	MI 7	WI 7	TR	113479	505038	153808	523034	384136	7
8/2014	MI 7	WI 7	TR	113877	511136	277072	521172	28846	28
8/2014	MI 7	WI 7	TR	113877	511136	277072	521202	28682	62
8/2014	MI 7	WI 7	TR	113877	511136	277072	521266	28702	34
8/2014	MI 7	WI 7	TR	113877	511136	277072	521268	40497	31
8/2014	MI 7	WI 7	TR	113877	511136	277072	521288	28670	31
8/2014	MI 7	WI 7	TR	113877	511136	277072	521338	28700	31
8/2014	MI 7	WI 7	TR	113877	511136	277072	521362	28733	31
8/2014	MI 7	WI 7	TR	113878	511136	277072	521266	28702	248
8/2014	MI 7	WI 7	TR	113879	511136	277072	521350	28660	93
8/2014	MI 7	WI 7	TR	113880	511136	277072	521262	36868	8
8/2014	MI 7	WI 7	TR	113880	511136	277072	521786	28798	209
8/2014	MI 7	WI 7	TR	113881	511136	277072	521266	28702	31
8/2014	MI 7	WI 7	TR	113882	511136	277072	521374	28662	31
8/2014	MI 7	WI 7	TR	113883	511136	277072	521382	174790	31
8/2014	MI 7	WI 7	TR	113884	511136	277072	521172	28846	86
8/2014	MI 7	WI 7	TR	113884	511136	277072	521246	28844	234
8/2014	MI 7	WI 7	TR	113884	511136	277072	521262	36868	16
8/2014	MI 7	WI 7	TR	113884	511136	277072	521266	28702	56
8/2014	MI 7	WI 7	TR	113886	511136	277072	521166	40496	120
8/2014	MI 7	WI 7	TR	113886	511136	277072	521172	28846	4
8/2014	MI 7	WI 7	TR	113887	511136	277072	521186	42139	31

ANR Pipeline Company Transportation Services Fuel By Route Analysis

VASCR351

Reporting Year: *January - December 2014*
 Production Period: **08/2014**

<u>Production Period</u>	<u>Receipt Segment</u>	<u>Delivery Segment</u>	<u>Service Class</u>	<u>Svc Req Contract</u>	<u>Receipt Location</u>	<u>Receipt Loc Prop</u>	<u>Delivery Location</u>	<u>Delivery Loc Prop</u>	<u>Fuel Quantity</u>
8/2014	MI 7	WI 7	TR	113889	511136	277072	521178	28883	93
8/2014	MI 7	WI 7	TR	113890	511136	277072	521172	28846	3
8/2014	MI 7	WI 7	TR	113890	511136	277072	521214	40197	75
8/2014	MI 7	WI 7	TR	113890	511136	277072	521262	36868	6
8/2014	MI 7	WI 7	TR	113890	511136	277072	521266	28702	9
8/2014	MI 7	WI 7	TR	113895	511136	277072	521320	28740	31
8/2014	MI 7	WI 7	TR	113901	511136	277072	521378	28704	31
8/2014	MI 7	WI 7	TR	113904	511136	277072	521174	28778	3
8/2014	MI 7	WI 7	TR	113904	511136	277072	521210	28828	109
8/2014	MI 7	WI 7	TR	113904	511136	277072	521266	28702	12
8/2014	MI 7	WI 7	TR	113906	511136	277072	521344	28734	62
8/2014	MI 7	WI 7	TR	113910	511136	277072	521310	28743	31
8/2014	MI 7	WI 7	TR	113914	511136	277072	521262	36868	31
8/2014	MI 7	WI 7	TR	113915	511136	277072	521322	28868	248
8/2014	MI 7	WI 7	TR	113916	511136	277072	521316	28831	31
8/2014	MI 7	WI 7	TR	113917	511136	277072	521262	36868	31
8/2014	MI 7	WI 7	TR	113919	511136	277072	521168	28834	213
8/2014	MI 7	WI 7	TR	113919	511136	277072	521262	36868	4
8/2014	MI 7	WI 7	TR	113921	511136	277072	521260	36867	62
8/2014	MI 7	WI 7	TR	113922	511136	277072	521172	28846	20
8/2014	MI 7	WI 7	TR	113922	511136	277072	521174	28778	3
8/2014	MI 7	WI 7	TR	113922	511136	277072	521262	36868	2
8/2014	MI 7	WI 7	TR	113922	511136	277072	521266	28702	11
8/2014	MI 7	WI 7	TR	113922	511136	277072	521298	28736	3
8/2014	MI 7	WI 7	TR	113922	511136	277072	521374	28662	3
8/2014	MI 7	WI 7	TR	113922	511136	277072	521784	28720	690
8/2014	MI 7	WI 7	TR	113922	511136	277072	521814	36934	8
8/2014	MI 7	WI 7	TR	113922	511136	277072	523034	384136	4
8/2014	MI 7	WI 7	TR	113924	511136	277072	521814	36934	62
8/2014	MI 7	WI 7	TR	113925	511136	277072	521248	28811	31
8/2014	MI 7	WI 7	TR	113928	511136	277072	521240	28759	62
8/2014	MI 7	WI 7	TR	113930	511136	277072	521262	36868	140
8/2014	MI 7	WI 7	TR	113930	511136	277072	521298	28736	84

**ANR Pipeline Company
 Transportation Services
 Fuel By Route Analysis**
VASCR351

 Reporting Year: *January - December 2014*
 Production Period: **08/2014**

<u>Production Period</u>	<u>Receipt Segment</u>	<u>Delivery Segment</u>	<u>Service Class</u>	<u>Svc Req Contract</u>	<u>Receipt Location</u>	<u>Receipt Loc Prop</u>	<u>Delivery Location</u>	<u>Delivery Loc Prop</u>	<u>Fuel Quantity</u>
8/2014	MI 7	WI 7	TR	113933	511136	277072	521204	28672	124
8/2014	MI 7	WI 7	TR	113936	511136	277072	521172	28846	8
8/2014	MI 7	WI 7	TR	113936	511136	277072	521174	28778	4
8/2014	MI 7	WI 7	TR	113936	511136	277072	521196	28771	12
8/2014	MI 7	WI 7	TR	113936	511136	277072	521248	28811	84
8/2014	MI 7	WI 7	TR	113936	511136	277072	521266	28702	16
8/2014	MI 7	WI 7	TR	113937	511136	277072	521172	28846	2
8/2014	MI 7	WI 7	TR	113937	511136	277072	521266	28702	4
8/2014	MI 7	WI 7	TR	113937	511136	277072	523034	384136	218
8/2014	MI 7	WI 7	TR	113938	511136	277072	521262	36868	31
8/2014	MI 7	WI 7	TR	113941	511136	277072	521262	36868	31
8/2014	MI 7	WI 7	TR	113944	511136	277072	521314	28661	186
8/2014	MI 7	WI 7	TR	113945	511136	277072	521266	28702	8
8/2014	MI 7	WI 7	TR	113945	511136	277072	521814	36934	216
8/2014	MI 7	WI 7	TR	113950	511136	277072	521260	36867	31
8/2014	MI 7	WI 7	TR	113953	511136	277072	521202	28682	31
8/2014	MI 7	WI 7	TR	113956	511136	277072	521324	28794	62
8/2014	MI 7	WI 7	TR	113960	511136	277072	521370	28788	62
8/2014	MI 7	WI 7	TR	113961	511136	277072	521286	28853	31
8/2014	MI 7	WI 7	TR	113963	511136	277072	521336	28738	31
8/2014	MI 7	WI 7	TR	113966	511136	277072	521262	36868	31
8/2014	MI 7	WI 7	TR	113975	511136	277072	521370	28788	62
8/2014	MI 7	WI 7	TR	113976	511136	277072	521012	40226	155
8/2014	MI 7	WI 7	TR	113981	511136	277072	521374	28662	62
8/2014	MI 7	WI 7	TR	113987	511136	277072	521168	28834	18
8/2014	MI 7	WI 7	TR	113987	511136	277072	521172	28846	50
8/2014	MI 7	WI 7	TR	113987	511136	277072	521174	28778	7
8/2014	MI 7	WI 7	TR	113987	511136	277072	521176	28859	28
8/2014	MI 7	WI 7	TR	113987	511136	277072	521178	28883	25
8/2014	MI 7	WI 7	TR	113987	511136	277072	521196	28771	6
8/2014	MI 7	WI 7	TR	113987	511136	277072	521200	28679	40
8/2014	MI 7	WI 7	TR	113987	511136	277072	521204	28672	41
8/2014	MI 7	WI 7	TR	113987	511136	277072	521210	28828	24

ANR Pipeline Company Transportation Services Fuel By Route Analysis

VASCR351

 Reporting Year: *January - December 2014*
 Production Period: **08/2014**

<u>Production Period</u>	<u>Receipt Segment</u>	<u>Delivery Segment</u>	<u>Service Class</u>	<u>Svc Req Contract</u>	<u>Receipt Location</u>	<u>Receipt Loc Prop</u>	<u>Delivery Location</u>	<u>Delivery Loc Prop</u>	<u>Fuel Quantity</u>
8/2014	MI 7	WI 7	TR	113987	511136	277072	521214	40197	10
8/2014	MI 7	WI 7	TR	113987	511136	277072	521218	28865	93
8/2014	MI 7	WI 7	TR	113987	511136	277072	521222	28765	8
8/2014	MI 7	WI 7	TR	113987	511136	277072	521226	28881	60
8/2014	MI 7	WI 7	TR	113987	511136	277072	521238	28836	14
8/2014	MI 7	WI 7	TR	113987	511136	277072	521240	28759	15
8/2014	MI 7	WI 7	TR	113987	511136	277072	521242	139405	16
8/2014	MI 7	WI 7	TR	113987	511136	277072	521246	28844	1
8/2014	MI 7	WI 7	TR	113987	511136	277072	521262	36868	17
8/2014	MI 7	WI 7	TR	113987	511136	277072	521266	28702	35
8/2014	MI 7	WI 7	TR	113987	511136	277072	521286	28853	28
8/2014	MI 7	WI 7	TR	113987	511136	277072	521314	28661	5
8/2014	MI 7	WI 7	TR	113987	511136	277072	521350	28660	5
8/2014	MI 7	WI 7	TR	113987	511136	277072	521374	28662	109
8/2014	MI 7	WI 7	TR	113987	511136	277072	521676	100052	21
8/2014	MI 7	WI 7	TR	113987	511136	277072	521758	28855	9
8/2014	MI 7	WI 7	TR	113987	511136	277072	521784	28720	43
8/2014	MI 7	WI 7	TR	113987	511136	277072	521814	36934	65
8/2014	MI 7	WI 7	TR	113987	511136	277072	523034	384136	15
8/2014	MI 7	WI 7	TR	113992	511136	277072	521386	174791	31
8/2014	MI 7	WI 7	TR	113994	511136	277072	521174	28778	4
8/2014	MI 7	WI 7	TR	113994	511136	277072	521784	28720	120
8/2014	MI 7	WI 7	TR	113998	511136	277072	521200	28679	31
8/2014	MI 7	WI 7	TR	113999	511136	277072	521266	28702	62
8/2014	MI 7	WI 7	TR	114000	511136	277072	521174	28778	62
8/2014	MI 7	WI 7	TR	114003	511136	277072	521238	28836	31
8/2014	MI 7	WI 7	TR	114004	511136	277072	521012	40226	118
8/2014	MI 7	WI 7	TR	114004	511136	277072	521266	28702	6
8/2014	MI 7	WI 7	TR	114005	511136	277072	521262	36868	6
8/2014	MI 7	WI 7	TR	114005	511136	277072	521676	100052	149
8/2014	MI 7	WI 7	TR	114006	511136	277072	521262	36868	31
8/2014	MI 7	WI 7	TR	114007	511136	277072	521168	28834	122
8/2014	MI 7	WI 7	TR	114007	511136	277072	521262	36868	14

**ANR Pipeline Company
 Transportation Services
 Fuel By Route Analysis**

VASCR351

Reporting Year: *January - December 2014*
 Production Period: 08/2014

<u>Production Period</u>	<u>Receipt Segment</u>	<u>Delivery Segment</u>	<u>Service Class</u>	<u>Svc Req Contract</u>	<u>Receipt Location</u>	<u>Receipt Loc Prop</u>	<u>Delivery Location</u>	<u>Delivery Loc Prop</u>	<u>Fuel Quantity</u>
8/2014	MI 7	WI 7	TR	114007	511136	277072	521266	28702	4
8/2014	MI 7	WI 7	TR	114008	511136	277072	521324	28794	31
8/2014	MI 7	WI 7	TR	114009	511136	277072	521178	28883	31
8/2014	MI 7	WI 7	TR	114015	511136	277072	521266	28702	279
8/2014	MI 7	WI 7	TR	114497	511136	277072	521314	28661	78
8/2014	MI 7	WI 7	TR	114497	511136	277072	521650	269472	5
8/2014	MI 7	WI 7	TR	114497	511136	277072	523032	384134	79
8/2014	MI 7	WI 7	TR	114497	511136	277072	523034	384136	13
8/2014	MI 7	WI 7	TR	114505	511136	277072	505026	139258	868
8/2014	MI 7	WI 7	TR	114512	511136	277072	521262	36868	1,054
8/2014	MI 7	WI 7	TR	114525	511136	277072	521200	28679	31
8/2014	MI 7	WI 7	TR	114668	505038	153808	521256	174788	27
8/2014	MI 7	WI 7	TR	114668	505038	153808	521786	28798	23
8/2014	MI 7	WI 7	TR	114668	505108	243097	521786	28798	3
8/2014	MI 7	WI 7	TR	114668	505230	153728	521258	265372	10
8/2014	MI 7	WI 7	TR	114677	511136	277072	521288	28670	1,209
8/2014	MI 7	WI 7	TR	114823	511136	277072	521266	28702	341
8/2014	MI 7	WI 7	TR	115066	505038	153808	505024	139256	82
8/2014	MI 7	WI 7	TR	115138	511136	277072	521336	28738	25
8/2014	MI 7	WI 7	TR	115224	511136	277072	521012	40226	31
8/2014	MI 7	WI 7	TR	115823	511136	277072	521288	28670	59
8/2014	MI 7	WI 7	TR	115931	511136	277072	521298	28736	62
8/2014	MI 7	WI 7	TR	115957	505038	153808	505504	854822	188
8/2014	MI 7	WI 7	TR	116740	505038	153808	523068	956594	21
8/2014	MI 7	WI 7	TR	116740	505230	153728	523068	956594	9
8/2014	MI 7	WI 7	TR	117335	505038	153808	505021	139253	5
8/2014	MI 7	WI 7	TR	117336	511136	277072	521810	36869	759
8/2014	MI 7	WI 7	TR	117354	510005	246067	521262	36868	20
8/2014	MI 7	WI 7	TR	117358	505108	243097	505021	139253	1,260
8/2014	MI 7	WI 7	TR	118789	510005	246067	505024	139256	60
8/2014	MI 7	WI 7	TR	121282	511136	277072	521204	28672	28
8/2014	MI 7	WI 7	TR	121282	511136	277072	521266	28702	21
8/2014	MI 7	WI 7	TR	121282	511136	277072	521810	36869	6

ANR Pipeline Company Transportation Services Fuel By Route Analysis

VASCR351

 Reporting Year: *January - December 2014*
 Production Period: **08/2014**

<u>Production Period</u>	<u>Receipt Segment</u>	<u>Delivery Segment</u>	<u>Service Class</u>	<u>Svc Req Contract</u>	<u>Receipt Location</u>	<u>Receipt Loc Prop</u>	<u>Delivery Location</u>	<u>Delivery Loc Prop</u>	<u>Fuel Quantity</u>
8/2014	MI 7	WI 7	TR	121284	511136	277072	521314	28661	124
8/2014	MI 7	WI 7	TR	121481	511136	277072	521180	28875	31
8/2014	MI 7	WI 7	TR	121904	505038	153808	521314	28661	184
8/2014	MI 7	WI 7	TR	121932	511136	277072	521266	28702	66
8/2014	MI 7	WI 7	TR	121968	505108	243097	521654	284917	46
8/2014	MI 7	WI 7	TR	121981	511136	277072	521280	28684	117
8/2014	MI 7	WI 7	TR	121981	511136	277072	521814	36934	15
8/2014	MI 7	WI 7	TR	121982	511136	277072	521204	28672	40
8/2014	MI 7	WI 7	TR	121982	511136	277072	521280	28684	101
8/2014	MI 7	WI 7	TR	121983	510005	246067	521210	28828	174
8/2014	MI 7	WI 7	TR	121983	510005	246067	521250	28841	105
8/2014	MI 7	WI 7	TR	121983	510005	246067	521318	28829	3
8/2014	MI 7	WI 7	TR	121984	505038	153808	521178	28883	12
8/2014	MI 7	WI 7	TR	121984	511136	277072	521180	28875	31
8/2014	MI 7	WI 7	TR	121984	511136	277072	521190	28825	22
8/2014	MI 7	WI 7	TR	121984	511136	277072	521238	28836	83
8/2014	MI 7	WI 7	TR	121984	511136	277072	521280	28684	303
8/2014	MI 7	WI 7	TR	121984	511136	277072	521336	28738	29
8/2014	MI 7	WI 7	TR	121984	511136	277072	523034	384136	111
8/2014	MI 7	WI 7	TR	121985	511136	277072	521168	28834	33
8/2014	MI 7	WI 7	TR	121985	511136	277072	521180	28875	50
8/2014	MI 7	WI 7	TR	121985	511136	277072	521280	28684	50
8/2014	MI 7	WI 7	TR	121985	511136	277072	521340	28732	20
8/2014	MI 7	WI 7	TR	121985	511136	277072	521392	28730	62
8/2014	MI 7	WI 7	TR	121985	511136	277072	521676	100052	125
8/2014	MI 7	WI 7	TR	121986	505038	153808	521178	28883	23
8/2014	MI 7	WI 7	TR	121986	511136	277072	521174	28778	32
8/2014	MI 7	WI 7	TR	121986	511136	277072	521188	28862	1
8/2014	MI 7	WI 7	TR	121986	511136	277072	521190	28825	130
8/2014	MI 7	WI 7	TR	121986	511136	277072	521194	40223	134
8/2014	MI 7	WI 7	TR	121986	511136	277072	521266	28702	42
8/2014	MI 7	WI 7	TR	121986	511136	277072	521330	28761	66
8/2014	MI 7	WI 7	TR	121986	511136	277072	523034	384136	91

ANR Pipeline Company Transportation Services Fuel By Route Analysis

VASCR351

Reporting Year: *January - December 2014*
 Production Period: **08/2014**

<u>Production Period</u>	<u>Receipt Segment</u>	<u>Delivery Segment</u>	<u>Service Class</u>	<u>Svc Req Contract</u>	<u>Receipt Location</u>	<u>Receipt Loc Prop</u>	<u>Delivery Location</u>	<u>Delivery Loc Prop</u>	<u>Fuel Quantity</u>
8/2014	MI 7	WI 7	TR	121987	510005	246067	521298	28736	713
8/2014	MI 7	WI 7	TR	121988	511136	277072	521676	100052	558
8/2014	MI 7	WI 7	TR	121989	511136	277072	521344	28734	155
8/2014	MI 7	WI 7	TR	121990	511136	277072	523034	384136	155
8/2014	MI 7	WI 7	TR	121991	510005	246067	521174	28778	65
8/2014	MI 7	WI 7	TR	121991	510005	246067	521180	28875	412
8/2014	MI 7	WI 7	TR	121991	510005	246067	521190	28825	175
8/2014	MI 7	WI 7	TR	121991	510005	246067	521194	40223	101
8/2014	MI 7	WI 7	TR	121991	510005	246067	521266	28702	86
8/2014	MI 7	WI 7	TR	121991	510005	246067	521322	28868	35
8/2014	MI 7	WI 7	TR	121991	510005	246067	521676	100052	241
8/2014	MI 7	WI 7	TR	121992	510005	246067	521330	28761	279
8/2014	MI 7	WI 7	TR	121993	511136	277072	521270	28676	31
8/2014	MI 7	WI 7	TR	121994	511136	277072	521288	28670	155
8/2014	MI 7	WI 7	TR	121995	511136	277072	521786	28798	31
8/2014	MI 7	WI 7	TR	121996	511136	277072	521188	28862	86
8/2014	MI 7	WI 7	TR	121996	511136	277072	523034	384136	7
8/2014	MI 7	WI 7	TR	121997	511136	277072	521218	28865	31
8/2014	MI 7	WI 7	TR	121998	511136	277072	521164	28842	31
8/2014	MI 7	WI 7	TR	121999	511136	277072	521356	28774	93
8/2014	MI 7	WI 7	TR	122070	510005	246067	521250	28841	7
8/2014	MI 7	WI 7	TR	122265	510005	246067	521012	40226	572
8/2014	MI 7	WI 7	TR	122265	510005	246067	521164	28842	6
8/2014	MI 7	WI 7	TR	122265	510005	246067	521168	28834	9
8/2014	MI 7	WI 7	TR	122265	510005	246067	521174	28778	165
8/2014	MI 7	WI 7	TR	122265	510005	246067	521176	28859	7
8/2014	MI 7	WI 7	TR	122265	510005	246067	521180	28875	29
8/2014	MI 7	WI 7	TR	122265	510005	246067	521190	28825	3
8/2014	MI 7	WI 7	TR	122265	510005	246067	521238	28836	26
8/2014	MI 7	WI 7	TR	122265	510005	246067	521240	28759	27
8/2014	MI 7	WI 7	TR	122265	510005	246067	521246	28844	506
8/2014	MI 7	WI 7	TR	122265	510005	246067	521250	28841	577
8/2014	MI 7	WI 7	TR	122265	510005	246067	521266	28702	23

**ANR Pipeline Company
 Transportation Services
 Fuel By Route Analysis**

VASCR351

Reporting Year: *January - December 2014*
 Production Period: **08/2014**

<u>Production Period</u>	<u>Receipt Segment</u>	<u>Delivery Segment</u>	<u>Service Class</u>	<u>Svc Req Contract</u>	<u>Receipt Location</u>	<u>Receipt Loc Prop</u>	<u>Delivery Location</u>	<u>Delivery Loc Prop</u>	<u>Fuel Quantity</u>
8/2014	MI 7	WI 7	TR	122265	510005	246067	521322	28868	104
8/2014	MI 7	WI 7	TR	122265	510005	246067	521676	100052	429
8/2014	MI 7	WI 7	TR	122265	510005	246067	521786	28798	151
8/2014	MI 7	WI 7	TR	122265	510005	246067	523034	384136	74
8/2014	MI 7	WI 7	TR	122266	511136	277072	521012	40226	67
8/2014	MI 7	WI 7	TR	122266	511136	277072	521164	28842	16
8/2014	MI 7	WI 7	TR	122266	511136	277072	521324	28794	15
8/2014	MI 7	WI 7	TR	122266	511136	277072	521372	11703	256
8/2014	MI 7	WI 7	TR	122267	510005	246067	521164	28842	9
8/2014	MI 7	WI 7	TR	122267	510005	246067	521176	28859	51
8/2014	MI 7	WI 7	TR	122267	510005	246067	521238	28836	46
8/2014	MI 7	WI 7	TR	122267	510005	246067	521240	28759	83
8/2014	MI 7	WI 7	TR	122267	510005	246067	521250	28841	37
8/2014	MI 7	WI 7	TR	122267	510005	246067	521260	36867	346
8/2014	MI 7	WI 7	TR	122267	510005	246067	523034	384136	32
8/2014	MI 7	WI 7	TR	122268	510005	246067	521812	40304	341
8/2014	MI 7	WI 7	TR	122268	511136	277072	521812	40304	217
8/2014	MI 7	WI 7	TR	122269	510005	246067	521164	28842	13
8/2014	MI 7	WI 7	TR	122269	510005	246067	521314	28661	15
8/2014	MI 7	WI 7	TR	122269	510005	246067	521372	11703	406
8/2014	MI 7	WI 7	TR	122700	511136	277072	521250	28841	22
8/2014	MI 7	WI 7	TR	122817	510029	2610	523035	387791	28
8/2014	MI 7	WI 7	TR	122817	511136	277072	523035	387791	70
8/2014	MI 7	WI 7	TR	122837	505038	153808	521654	284917	46
8/2014	MI 7	WI 7	TR	123169	511136	277072	521306	28741	248
8/2014	MI 7	WI 7	TR	123170	511136	277072	521356	28774	589
8/2014	MI 7	WI 7	TR	123265	511136	277072	521288	28670	1,132
8/2014	MI 7	WI 7	TR	123266	511136	277072	521288	28670	155
8/2014	MI 7	WI 7	TR	123268	511136	277072	521180	28875	17
8/2014	MI 7	WI 7	TR	123268	511136	277072	521190	28825	5
8/2014	MI 7	WI 7	TR	123268	511136	277072	521240	28759	4
8/2014	MI 7	WI 7	TR	123268	511136	277072	521324	28794	309
8/2014	MI 7	WI 7	TR	123269	511136	277072	521310	28743	558

ANR Pipeline Company Transportation Services Fuel By Route Analysis

VASCR351

 Reporting Year: *January - December 2014*
 Production Period: 08/2014

<u>Production Period</u>	<u>Receipt Segment</u>	<u>Delivery Segment</u>	<u>Service Class</u>	<u>Svc Req Contract</u>	<u>Receipt Location</u>	<u>Receipt Loc Prop</u>	<u>Delivery Location</u>	<u>Delivery Loc Prop</u>	<u>Fuel Quantity</u>
8/2014	MI 7	WI 7	TR	123270	511136	277072	521190	28825	93
8/2014	MI 7	WI 7	TR	123271	510005	246067	521306	28741	155
8/2014	MI 7	WI 7	TR	123272	505038	153808	521178	28883	16
8/2014	MI 7	WI 7	TR	123272	511136	277072	521164	28842	71
8/2014	MI 7	WI 7	TR	123272	511136	277072	521178	28883	230
8/2014	MI 7	WI 7	TR	123272	511136	277072	521324	28794	163
8/2014	MI 7	WI 7	TR	123308	511136	277072	521814	36934	124
8/2014	MI 7	WI 7	TR	123397	505108	243097	521266	28702	62
8/2014	MI 7	WI 7	TR	123397	510005	246067	521266	28702	62
8/2014	MI 7	WI 7	TR	123398	510005	246067	521392	28730	155
8/2014	MI 7	WI 7	TR	123631	505230	153728	523035	387791	19
8/2014	MI 7	WI 7	TR	123631	510005	246067	523035	387791	45
8/2014	MI 7	WI 7	TR	123631	510029	2610	523035	387791	305
8/2014	MI 7	WI 7	TR	123631	511136	277072	523035	387791	2,426
8/2014	MI 7	WI 7	TR	123643	511136	277072	521164	28842	401
8/2014	MI 7	WI 7	TR	123643	511136	277072	521174	28778	6
8/2014	MI 7	WI 7	TR	123643	511136	277072	521314	28661	28
8/2014	MI 7	WI 7	TR	123648	511136	277072	521316	28831	356
8/2014	MI 7	WI 7	TR	123800	511136	277072	521374	28662	217
8/2014	MI 7	WI 7	TR	123976	505038	153808	521172	28846	16
8/2014	MI 7	WI 7	TR	123976	505108	243097	523032	384134	76
8/2014	MI 7	WI 7	TR	123976	510005	246067	523034	384136	229
8/2014	MI 7	WI 7	TR	123976	511136	277072	521172	28846	305
8/2014	MI 7	WI 7	TR	123976	511136	277072	521266	28702	486
8/2014	MI 7	WI 7	TR	123976	511136	277072	521314	28661	782
8/2014	MI 7	WI 7	TR	123976	511136	277072	521650	269472	31
8/2014	MI 7	WI 7	TR	123976	511136	277072	521654	284917	106
8/2014	MI 7	WI 7	TR	123976	511136	277072	523032	384134	2,154
8/2014	MI 7	WI 7	TR	123976	511136	277072	523034	384136	1,905
8/2014	MI 7	WI 7	TR	124006	510005	246067	521012	40226	3
8/2014	MI 7	WI 7	TR	124006	510005	246067	521172	28846	7
8/2014	MI 7	WI 7	TR	124006	510005	246067	521176	28859	4
8/2014	MI 7	WI 7	TR	124006	510005	246067	521180	28875	2

**ANR Pipeline Company
 Transportation Services
 Fuel By Route Analysis**

VASCR351

Reporting Year: *January - December 2014*
 Production Period: **08/2014**

<u>Production Period</u>	<u>Receipt Segment</u>	<u>Delivery Segment</u>	<u>Service Class</u>	<u>Svc Req Contract</u>	<u>Receipt Location</u>	<u>Receipt Loc Prop</u>	<u>Delivery Location</u>	<u>Delivery Loc Prop</u>	<u>Fuel Quantity</u>
8/2014	MI 7	WI 7	TR	124006	510005	246067	521188	28862	6
8/2014	MI 7	WI 7	TR	124006	510005	246067	521198	28782	1
8/2014	MI 7	WI 7	TR	124006	510005	246067	521210	28828	3
8/2014	MI 7	WI 7	TR	124006	510005	246067	521240	28759	4
8/2014	MI 7	WI 7	TR	124006	510005	246067	521246	28844	4
8/2014	MI 7	WI 7	TR	124006	510005	246067	521266	28702	12
8/2014	MI 7	WI 7	TR	124006	510005	246067	521314	28661	3
8/2014	MI 7	WI 7	TR	124006	510005	246067	521394	36936	9
8/2014	MI 7	WI 7	TR	124006	510005	246067	521676	100052	15
8/2014	MI 7	WI 7	TR	124006	510029	2610	521676	100052	28
8/2014	MI 7	WI 7	TR	124006	511136	277072	521012	40226	18
8/2014	MI 7	WI 7	TR	124006	511136	277072	521172	28846	43
8/2014	MI 7	WI 7	TR	124006	511136	277072	521176	28859	15
8/2014	MI 7	WI 7	TR	124006	511136	277072	521180	28875	18
8/2014	MI 7	WI 7	TR	124006	511136	277072	521188	28862	43
8/2014	MI 7	WI 7	TR	124006	511136	277072	521198	28782	5
8/2014	MI 7	WI 7	TR	124006	511136	277072	521210	28828	20
8/2014	MI 7	WI 7	TR	124006	511136	277072	521240	28759	21
8/2014	MI 7	WI 7	TR	124006	511136	277072	521246	28844	26
8/2014	MI 7	WI 7	TR	124006	511136	277072	521266	28702	83
8/2014	MI 7	WI 7	TR	124006	511136	277072	521314	28661	88
8/2014	MI 7	WI 7	TR	124006	511136	277072	521394	36936	52
8/2014	MI 7	WI 7	TR	124006	511136	277072	521676	100052	291
8/2014	MI 7	WI 7	TR	124007	510005	246067	521314	28661	38
8/2014	MI 7	WI 7	TR	124007	510005	246067	523034	384136	55
8/2014	MI 7	WI 7	TR	124007	511136	277072	521314	28661	67
8/2014	MI 7	WI 7	TR	124007	511136	277072	523034	384136	46
8/2014	MI 7	WI 7	TR	124050	505038	153808	523034	384136	27
8/2014	MI 7	WI 7	TR	124076	510005	246067	523034	384136	40
8/2014	MI 7	WI 7	TR	124076	511136	277072	521172	28846	92
8/2014	MI 7	WI 7	TR	124076	511136	277072	521250	28841	92
8/2014	MI 7	WI 7	TR	124076	511136	277072	521266	28702	55
8/2014	MI 7	WI 7	TR	124076	511136	277072	521654	284917	170

**ANR Pipeline Company
 Transportation Services
 Fuel By Route Analysis**

VASCR351

Reporting Year: *January - December 2014*
 Production Period: **08/2014**

<u>Production Period</u>	<u>Receipt Segment</u>	<u>Delivery Segment</u>	<u>Service Class</u>	<u>Svc Req Contract</u>	<u>Receipt Location</u>	<u>Receipt Loc Prop</u>	<u>Delivery Location</u>	<u>Delivery Loc Prop</u>	<u>Fuel Quantity</u>
8/2014	MI 7	WI 7	TR	124076	511136	277072	523032	384134	98
8/2014	MI 7	WI 7	TR	124076	511136	277072	523034	384136	17
8/2014	MI 7	WI 7	TR	124077	505038	153808	523034	384136	10
8/2014	MI 7	WI 7	TR	124196	505038	153808	523035	387791	26
8/2014	MI 7	WI 7	TR	124196	510005	246067	523035	387791	185
8/2014	MI 7	WI 7	TR	124196	510029	2610	523035	387791	796
8/2014	MI 7	WI 7	TR	124196	511136	277072	523034	384136	74
8/2014	MI 7	WI 7	TR	124196	511136	277072	523035	387791	2,330
8/2014	MI 7	WI 7	TR	124197	510005	246067	523035	387791	18
8/2014	MI 7	WI 7	TR	124197	510029	2610	523035	387791	192
8/2014	MI 7	WI 7	TR	124197	511136	277072	523035	387791	804
8/2014	MI 7	WI 7	TR	124572	511136	277072	521654	284917	28
8/2014	MI 7	WI 7	TR	124572	511136	277072	523032	384134	102
8/2014	MI 7	WI 7	TR	124572	511136	277072	523035	387791	58
8/2014	MI 7	WI 7	TR	124573	510029	2610	523035	387791	24
8/2014	MI 7	WI 7	TR	124573	511136	277072	521654	284917	16
8/2014	MI 7	WI 7	TR	124573	511136	277072	523032	384134	37
8/2014	MI 7	WI 7	TR	124573	511136	277072	523034	384136	21
8/2014	MI 7	WI 7	TR	124573	511136	277072	523035	387791	168
8/2014	MI 7	WI 7	TR	124579	510005	246067	523032	384134	126
8/2014	MI 7	WI 7	TR	124579	510005	246067	523034	384136	77
8/2014	MI 7	WI 7	TR	124579	510005	246067	523042	439345	67
8/2014	MI 7	WI 7	TR	124579	511136	277072	521650	269472	33
8/2014	MI 7	WI 7	TR	124579	511136	277072	523032	384134	265
8/2014	MI 7	WI 7	TR	124584	510005	246067	521164	28842	193
8/2014	MI 7	WI 7	TR	124584	510005	246067	521178	28883	54
8/2014	MI 7	WI 7	TR	124584	510005	246067	521314	28661	111
8/2014	MI 7	WI 7	TR	124584	510005	246067	521372	11703	16
8/2014	MI 7	WI 7	TR	124584	511136	277072	521164	28842	448
8/2014	MI 7	WI 7	TR	124584	511136	277072	521314	28661	402
8/2014	MI 7	WI 7	TR	124586	511136	277072	521178	28883	1,774
8/2014	MI 7	WI 7	TR	124732	505108	243097	521322	28868	465
8/2014	MI 7	WI 7	TR	124733	505108	243097	521266	28702	31

**ANR Pipeline Company
 Transportation Services
 Fuel By Route Analysis**

VASCR351

Reporting Year: *January - December 2014*
 Production Period: **08/2014**

<u>Production Period</u>	<u>Receipt Segment</u>	<u>Delivery Segment</u>	<u>Service Class</u>	<u>Svc Req Contract</u>	<u>Receipt Location</u>	<u>Receipt Loc Prop</u>	<u>Delivery Location</u>	<u>Delivery Loc Prop</u>	<u>Fuel Quantity</u>
8/2014	MI 7	WI 7	TR	124870	510005	246067	523032	384134	25
8/2014	MI 7	WI 7	TR	124870	510005	246067	523042	439345	31
8/2014	MI 7	WI 7	TR	124870	511136	277072	521650	269472	13
8/2014	MI 7	WI 7	TR	124870	511136	277072	523032	384134	88
8/2014	MI 7	WI 7	TR	124871	510005	246067	523042	439345	2
8/2014	MI 7	WI 7	TR	124872	510005	246067	523042	439345	1
8/2014	MI 7	WI 7	TR	124873	510005	246067	523042	439345	4
8/2014	MI 7	WI 7	TR	124889	511136	277072	523034	384136	92
8/2014	MI 7	WI 7	TR	124890	510005	246067	521172	28846	89
8/2014	MI 7	WI 7	TR	124890	510005	246067	521252	28779	71
8/2014	MI 7	WI 7	TR	124890	510005	246067	521784	28720	369
8/2014	MI 7	WI 7	TR	124890	511136	277072	521172	28846	4
8/2014	MI 7	WI 7	TR	124890	511136	277072	521252	28779	32
8/2014	MI 7	WI 7	TR	124890	511136	277072	521784	28720	118
8/2014	MI 7	WI 7	TR	124890	511136	277072	523034	384136	91
8/2014	MI 7	WI 7	TR	124891	510005	246067	521012	40226	2
8/2014	MI 7	WI 7	TR	124891	510005	246067	521168	28834	3
8/2014	MI 7	WI 7	TR	124891	510005	246067	521172	28846	69
8/2014	MI 7	WI 7	TR	124891	510005	246067	521174	28778	6
8/2014	MI 7	WI 7	TR	124891	510005	246067	521198	28782	2
8/2014	MI 7	WI 7	TR	124891	510005	246067	521214	40197	21
8/2014	MI 7	WI 7	TR	124891	510005	246067	521218	28865	5
8/2014	MI 7	WI 7	TR	124891	510005	246067	521230	28819	12
8/2014	MI 7	WI 7	TR	124891	510005	246067	521240	28759	3
8/2014	MI 7	WI 7	TR	124891	510005	246067	521246	28844	8
8/2014	MI 7	WI 7	TR	124891	510005	246067	521252	28779	101
8/2014	MI 7	WI 7	TR	124891	510005	246067	521260	36867	6
8/2014	MI 7	WI 7	TR	124891	510005	246067	521266	28702	3
8/2014	MI 7	WI 7	TR	124891	510005	246067	521298	28736	6
8/2014	MI 7	WI 7	TR	124891	510005	246067	521302	28747	2
8/2014	MI 7	WI 7	TR	124891	510005	246067	521314	28661	12
8/2014	MI 7	WI 7	TR	124891	510005	246067	521316	28831	2
8/2014	MI 7	WI 7	TR	124891	510005	246067	521324	28794	55

**ANR Pipeline Company
 Transportation Services
 Fuel By Route Analysis**
VASCR351

 Reporting Year: *January - December 2014*
 Production Period: **08/2014**

<u>Production Period</u>	<u>Receipt Segment</u>	<u>Delivery Segment</u>	<u>Service Class</u>	<u>Svc Req Contract</u>	<u>Receipt Location</u>	<u>Receipt Loc Prop</u>	<u>Delivery Location</u>	<u>Delivery Loc Prop</u>	<u>Fuel Quantity</u>
8/2014	MI 7	WI 7	TR	124891	510005	246067	521336	28738	10
8/2014	MI 7	WI 7	TR	124891	510005	246067	521374	28662	4
8/2014	MI 7	WI 7	TR	124891	510005	246067	521812	40304	3
8/2014	MI 7	WI 7	TR	124891	510005	246067	521814	36934	62
8/2014	MI 7	WI 7	TR	124891	510005	246067	523041	395460	47
8/2014	MI 7	WI 7	TR	124891	511136	277072	521012	40226	3
8/2014	MI 7	WI 7	TR	124891	511136	277072	521168	28834	2
8/2014	MI 7	WI 7	TR	124891	511136	277072	521172	28846	145
8/2014	MI 7	WI 7	TR	124891	511136	277072	521174	28778	6
8/2014	MI 7	WI 7	TR	124891	511136	277072	521198	28782	2
8/2014	MI 7	WI 7	TR	124891	511136	277072	521214	40197	25
8/2014	MI 7	WI 7	TR	124891	511136	277072	521218	28865	8
8/2014	MI 7	WI 7	TR	124891	511136	277072	521230	28819	14
8/2014	MI 7	WI 7	TR	124891	511136	277072	521240	28759	5
8/2014	MI 7	WI 7	TR	124891	511136	277072	521246	28844	12
8/2014	MI 7	WI 7	TR	124891	511136	277072	521252	28779	19
8/2014	MI 7	WI 7	TR	124891	511136	277072	521260	36867	9
8/2014	MI 7	WI 7	TR	124891	511136	277072	521266	28702	2
8/2014	MI 7	WI 7	TR	124891	511136	277072	521298	28736	4
8/2014	MI 7	WI 7	TR	124891	511136	277072	521302	28747	2
8/2014	MI 7	WI 7	TR	124891	511136	277072	521314	28661	10
8/2014	MI 7	WI 7	TR	124891	511136	277072	521316	28831	2
8/2014	MI 7	WI 7	TR	124891	511136	277072	521324	28794	22
8/2014	MI 7	WI 7	TR	124891	511136	277072	521336	28738	8
8/2014	MI 7	WI 7	TR	124891	511136	277072	521374	28662	4
8/2014	MI 7	WI 7	TR	124891	511136	277072	521784	28720	51
8/2014	MI 7	WI 7	TR	124891	511136	277072	521812	40304	2
8/2014	MI 7	WI 7	TR	124891	511136	277072	521814	36934	79
8/2014	MI 7	WI 7	TR	124891	511136	277072	523041	395460	41
8/2014	MI 7	WI 7	TR	124892	505108	243097	521654	284917	119
8/2014	MI 7	WI 7	TR	124892	505108	243097	523032	384134	732
8/2014	MI 7	WI 7	TR	124892	505108	243097	523034	384136	688
8/2014	MI 7	WI 7	TR	124892	505108	243097	523042	439345	33

**ANR Pipeline Company
 Transportation Services
 Fuel By Route Analysis**

VASCR351

Reporting Year: *January - December 2014*
 Production Period: **08/2014**

<u>Production Period</u>	<u>Receipt Segment</u>	<u>Delivery Segment</u>	<u>Service Class</u>	<u>Svc Req Contract</u>	<u>Receipt Location</u>	<u>Receipt Loc Prop</u>	<u>Delivery Location</u>	<u>Delivery Loc Prop</u>	<u>Fuel Quantity</u>
8/2014	MI 7	WI 7	TR	124893	510005	246067	521172	28846	34
8/2014	MI 7	WI 7	TR	124893	511136	277072	521012	40226	46
8/2014	MI 7	WI 7	TR	124893	511136	277072	521182	28854	125
8/2014	MI 7	WI 7	TR	124893	511136	277072	521212	28882	31
8/2014	MI 7	WI 7	TR	124893	511136	277072	521214	40197	130
8/2014	MI 7	WI 7	TR	124893	511136	277072	521220	28766	188
8/2014	MI 7	WI 7	TR	124893	511136	277072	521240	28759	33
8/2014	MI 7	WI 7	TR	124893	511136	277072	521246	28844	117
8/2014	MI 7	WI 7	TR	124893	511136	277072	521250	28841	50
8/2014	MI 7	WI 7	TR	124893	511136	277072	521298	28736	35
8/2014	MI 7	WI 7	TR	124893	511136	277072	521302	28747	31
8/2014	MI 7	WI 7	TR	124893	511136	277072	521322	28868	110
8/2014	MI 7	WI 7	TR	124893	511136	277072	521324	28794	36
8/2014	MI 7	WI 7	TR	124893	511136	277072	521328	28763	137
8/2014	MI 7	WI 7	TR	124893	511136	277072	521330	28761	103
8/2014	MI 7	WI 7	TR	124893	511136	277072	521336	28738	19
8/2014	MI 7	WI 7	TR	124893	511136	277072	521350	28660	71
8/2014	MI 7	WI 7	TR	124893	511136	277072	521356	28774	93
8/2014	MI 7	WI 7	TR	124893	511136	277072	521370	28788	17
8/2014	MI 7	WI 7	TR	124893	511136	277072	521392	28730	94
8/2014	MI 7	WI 7	TR	124893	511136	277072	521676	100052	93
8/2014	MI 7	WI 7	TR	124893	511136	277072	521786	28798	68
8/2014	MI 7	WI 7	TR	124893	511136	277072	521814	36934	164
8/2014	MI 7	WI 7	TR	124907	510029	2610	523035	387791	38
8/2014	MI 7	WI 7	TR	124907	511136	277072	523032	384134	56
8/2014	MI 7	WI 7	TR	124907	511136	277072	523034	384136	57
8/2014	MI 7	WI 7	TR	124907	511136	277072	523035	387791	25
8/2014	MI 7	WI 7	TR	124908	511136	277072	523032	384134	63
8/2014	MI 7	WI 7	TR	124908	511136	277072	523034	384136	98
8/2014	MI 7	WI 7	TR	124908	511136	277072	523035	387791	64
8/2014	MI 7	WI 7	TR	124909	505038	153808	523034	384136	248
8/2014	MI 7	WI 7	TR	124909	505038	153808	523035	387791	377
8/2014	MI 7	WI 7	TR	124909	505108	243097	523035	387791	36

**ANR Pipeline Company
 Transportation Services
 Fuel By Route Analysis**

VASCR351

Reporting Year: *January - December 2014*
 Production Period: **08/2014**

<u>Production Period</u>	<u>Receipt Segment</u>	<u>Delivery Segment</u>	<u>Service Class</u>	<u>Svc Req Contract</u>	<u>Receipt Location</u>	<u>Receipt Loc Prop</u>	<u>Delivery Location</u>	<u>Delivery Loc Prop</u>	<u>Fuel Quantity</u>
8/2014	MI 7	WI 7	TR	124909	511136	277072	523032	384134	105
8/2014	MI 7	WI 7	TR	124909	511136	277072	523042	439345	138
8/2014	MI 7	WI 7	TR	124910	505038	153808	521296	139402	46
8/2014	MI 7	WI 7	TR	124910	505038	153808	521654	284917	2
8/2014	MI 7	WI 7	TR	124910	505038	153808	523032	384134	297
8/2014	MI 7	WI 7	TR	124910	510005	246067	523035	387791	264
8/2014	MI 7	WI 7	TR	124910	510029	2610	523032	384134	46
8/2014	MI 7	WI 7	TR	124914	505038	153808	521178	28883	52
8/2014	MI 7	WI 7	TR	124914	511136	277072	521164	28842	308
8/2014	MI 7	WI 7	TR	124914	511136	277072	521174	28778	244
8/2014	MI 7	WI 7	TR	124914	511136	277072	521178	28883	22
8/2014	MI 7	WI 7	TR	124914	511136	277072	521280	28684	2
8/2014	MI 7	WI 7	TR	124914	511136	277072	521324	28794	738
8/2014	MI 7	WI 7	TR	124914	511136	277072	523034	384136	12
8/2014	MI 7	WI 7	TR	124935	510005	246067	521172	28846	43
8/2014	MI 7	WI 7	TR	124935	510005	246067	523032	384134	27
	Segment								93,263
8/2014	MW 5	MW 6	TR	114767	513067	696539	521608	171759	124
	Segment								124
8/2014	MW 6	MI 7	TR	750	505014	139246	505038	153808	186
8/2014	MW 6	MI 7	TR	108985	505005	139233	505038	153808	30
8/2014	MW 6	MI 7	TR	123405	505013	139241	505038	153808	1,491
8/2014	MW 6	MI 7	TR	124214	521482	4741	505038	153808	95
8/2014	MW 6	MI 7	TR	124480	521420	4602	505038	153808	288
8/2014	MW 6	MI 7	TR	124480	521420	4602	521058	282435	12
	Segment								2,102
8/2014	SE 1	ME 2	TR	114655	511164	186900	521044	261572	1,009
	Segment								1,009
8/2014	SE 1	ME 3	TR	106116	511164	186900	505007	139235	142
	Segment								142
8/2014	SE 1	SE 1	TR	106779	505544	1250765	505276	325427	60

**ANR Pipeline Company
 Transportation Services
 Fuel By Route Analysis**

VASCR351

Reporting Year: *January - December 2014*
 Production Period: **08/2014**

<u>Production Period</u>	<u>Receipt Segment</u>	<u>Delivery Segment</u>	<u>Service Class</u>	<u>Svc Req Contract</u>	<u>Receipt Location</u>	<u>Receipt Loc Prop</u>	<u>Delivery Location</u>	<u>Delivery Loc Prop</u>	<u>Fuel Quantity</u>
8/2014	SE 1	SE 1	TR	108649	505544	1250765	505276	325427	70
8/2014	SE 1	SE 1	TR	115495	505544	1250765	505276	325427	20
8/2014	SE 1	SE 1	TR	115504	505544	1250765	505276	325427	120
8/2014	SE 1	SE 1	TR	115821	505544	1250765	505358	345116	37
8/2014	SE 1	SE 1	TR	119427	505544	1250765	505276	325427	14
8/2014	SE 1	SE 1	TR	123663	505544	1250765	505276	325427	150
8/2014	SE 1	SE 1	TR	124698	505544	1250765	505276	325427	72
8/2014	SE 1	SE 1	TR	124780	505544	1250765	523064	766185	1,851
Segment									2,394
8/2014	SE 2	ME 2	TR	104491	505002	103565	521982	283195	62
8/2014	SE 2	ME 2	TR	106309	505002	103565	521594	20666	651
8/2014	SE 2	ME 2	TR	120643	505002	103565	523069	1055519	63
8/2014	SE 2	ME 2	TR	121148	505002	103565	521660	153751	590
8/2014	SE 2	ME 2	TR	121721	505002	103565	521536	20046	310
8/2014	SE 2	ME 2	TR	122805	505002	103565	523073	1292823	277
8/2014	SE 2	ME 2	TR	124686	505002	103565	521660	153751	300
8/2014	SE 2	ME 2	TS	123388	505002	103565	505126	267228	589
Segment									2,842
8/2014	SE 2	ME 3	TR	108031	505002	103565	521688	153708	502
8/2014	SE 2	ME 3	TR	109950	505002	103565	521638	153767	310
8/2014	SE 2	ME 3	TR	109952	505002	103565	521638	153767	877
8/2014	SE 2	ME 3	TR	111963	505002	103565	521626	40184	2,834
8/2014	SE 2	ME 3	TR	113546	505002	103565	505563	1389347	3,162
8/2014	SE 2	ME 3	TR	118863	505002	103565	521986	277052	940
8/2014	SE 2	ME 3	TR	121721	505002	103565	521092	4475	31
8/2014	SE 2	ME 3	TR	123138	505002	103565	520027	295956	136
8/2014	SE 2	ME 3	TR	123138	505002	103565	521010	40186	1,796
8/2014	SE 2	ME 3	TR	123138	505002	103565	521530	4274	31
8/2014	SE 2	ME 3	TR	124076	505002	103565	521620	16118	95
8/2014	SE 2	ME 3	TR	124076	505002	103565	523006	314730	385
8/2014	SE 2	ME 3	TR	124165	505002	103565	505392	356048	124
8/2014	SE 2	ME 3	TR	124182	505002	103565	505392	356048	31

**ANR Pipeline Company
 Transportation Services
 Fuel By Route Analysis**
VASCR351
**Reporting Year: January - December 2014
 Production Period: 08/2014**

<u>Production Period</u>	<u>Receipt Segment</u>	<u>Delivery Segment</u>	<u>Service Class</u>	<u>Svc Req Contract</u>	<u>Receipt Location</u>	<u>Receipt Loc Prop</u>	<u>Delivery Location</u>	<u>Delivery Loc Prop</u>	<u>Fuel Quantity</u>
8/2014	SE 2	ME 3	TR	124186	505002	103565	520027	295956	248
8/2014	SE 2	ME 3	TR	124186	505002	103565	521092	4475	226
8/2014	SE 2	ME 3	TR	124186	505002	103565	521534	138745	53
8/2014	SE 2	ME 3	TR	124192	505002	103565	505392	356048	124
8/2014	SE 2	ME 3	TR	124227	505002	103565	505392	356048	31
8/2014	SE 2	ME 3	TR	124233	505002	103565	505392	356048	62
8/2014	SE 2	ME 3	TR	124271	505002	103565	521626	40184	232
8/2014	SE 2	ME 3	TR	124272	505002	103565	521626	40184	117
8/2014	SE 2	ME 3	TR	124275	505002	103565	521626	40184	31
8/2014	SE 2	ME 3	TR	124300	505002	103565	521626	40184	31
8/2014	SE 2	ME 3	TR	124311	505002	103565	521626	40184	124
8/2014	SE 2	ME 3	TR	124339	505002	103565	521626	40184	260
8/2014	SE 2	ME 3	TR	124342	505002	103565	521626	40184	62
8/2014	SE 2	ME 3	TR	124483	505002	103565	521626	40184	620
8/2014	SE 2	ME 3	TR	124484	505002	103565	521626	40184	364
8/2014	SE 2	ME 3	TR	124485	505002	103565	521626	40184	4
8/2014	SE 2	ME 3	TR	124509	505002	103565	521626	40184	186
8/2014	SE 2	ME 3	TR	124783	505002	103565	523038	398767	1,405
8/2014	SE 2	ME 3	TR	124911	505002	103565	505566	1389406	2,240
8/2014	SE 2	ME 3	TR	124934	505002	103565	521010	40186	204
8/2014	SE 2	ME 3	TS	109138	505002	103565	505011	139239	417
8/2014	SE 2	ME 3	TS	109190	505002	103565	505009	139237	365
8/2014	SE 2	ME 3	TS	123081	505002	103565	521568	4280	63
8/2014	SE 2	ME 3	TS	123608	505002	103565	521560	4481	93
	Segment								18,816
8/2014	SE 2	MI 7	TR	106310	505002	103565	505038	153808	713
8/2014	SE 2	MI 7	TR	111313	505002	103565	505038	153808	4,185
8/2014	SE 2	MI 7	TR	113650	505002	103565	521116	42078	6,162
8/2014	SE 2	MI 7	TR	113650	505002	103565	521932	138744	1,185
8/2014	SE 2	MI 7	TR	115717	505002	103565	521054	280435	53
8/2014	SE 2	MI 7	TR	115942	505002	103565	521110	11803	744
8/2014	SE 2	MI 7	TR	115942	505002	103565	521116	42078	4,464
8/2014	SE 2	MI 7	TR	118231	505002	103565	505541	1181282	17,163

**ANR Pipeline Company
 Transportation Services
 Fuel By Route Analysis**
VASCR351
**Reporting Year: January - December 2014
 Production Period: 08/2014**

<u>Production Period</u>	<u>Receipt Segment</u>	<u>Delivery Segment</u>	<u>Service Class</u>	<u>Svc Req Contract</u>	<u>Receipt Location</u>	<u>Receipt Loc Prop</u>	<u>Delivery Location</u>	<u>Delivery Loc Prop</u>	<u>Fuel Quantity</u>
8/2014	SE 2	MI 7	TR	121893	505002	103565	505038	153808	10,509
8/2014	SE 2	MI 7	TR	123138	505002	103565	505038	153808	10,931
8/2014	SE 2	MI 7	TR	124023	505002	103565	505038	153808	6,687
8/2014	SE 2	MI 7	TR	124023	505002	103565	521116	42078	215
8/2014	SE 2	MI 7	TR	124023	505002	103565	521932	138744	457
8/2014	SE 2	MI 7	TR	124076	505002	103565	505038	153808	376
8/2014	SE 2	MI 7	TR	124076	505002	103565	521030	282436	411
8/2014	SE 2	MI 7	TR	124076	505002	103565	521116	42078	973
8/2014	SE 2	MI 7	TR	124076	505002	103565	521622	110850	3,810
8/2014	SE 2	MI 7	TR	124165	505002	103565	505020	139252	527
8/2014	SE 2	MI 7	TR	124227	505002	103565	505020	139252	31
8/2014	SE 2	MI 7	TR	124233	505002	103565	505020	139252	62
8/2014	SE 2	MI 7	TR	124269	505002	103565	505038	153808	31
8/2014	SE 2	MI 7	TR	124272	505002	103565	521948	4492	38
8/2014	SE 2	MI 7	TR	124273	505002	103565	505038	153808	58
8/2014	SE 2	MI 7	TR	124273	505002	103565	521948	4492	35
8/2014	SE 2	MI 7	TR	124274	505002	103565	505038	153808	19
8/2014	SE 2	MI 7	TR	124274	505002	103565	521948	4492	12
8/2014	SE 2	MI 7	TR	124279	505002	103565	505038	153808	496
8/2014	SE 2	MI 7	TR	124280	505002	103565	505038	153808	279
8/2014	SE 2	MI 7	TR	124281	505002	103565	521932	138744	733
8/2014	SE 2	MI 7	TR	124281	505002	103565	521948	4492	189
8/2014	SE 2	MI 7	TR	124286	505002	103565	521948	4492	1
8/2014	SE 2	MI 7	TR	124288	505002	103565	521948	4492	31
8/2014	SE 2	MI 7	TR	124298	505002	103565	505038	153808	62
8/2014	SE 2	MI 7	TR	124312	505002	103565	505038	153808	186
8/2014	SE 2	MI 7	TR	124314	505002	103565	521932	138744	223
8/2014	SE 2	MI 7	TR	124317	505002	103565	521948	4492	31
8/2014	SE 2	MI 7	TR	124320	505002	103565	521948	4492	31
8/2014	SE 2	MI 7	TR	124323	505002	103565	521932	138744	589
8/2014	SE 2	MI 7	TR	124337	505002	103565	521634	11566	62
8/2014	SE 2	MI 7	TR	124340	505002	103565	505038	153808	367
8/2014	SE 2	MI 7	TR	124340	505002	103565	521634	11566	62

ANR Pipeline Company Transportation Services Fuel By Route Analysis
--

VASCR351

 Reporting Year: *January - December 2014*
 Production Period: 08/2014

<u>Production Period</u>	<u>Receipt Segment</u>	<u>Delivery Segment</u>	<u>Service Class</u>	<u>Svc Req Contract</u>	<u>Receipt Location</u>	<u>Receipt Loc Prop</u>	<u>Delivery Location</u>	<u>Delivery Loc Prop</u>	<u>Fuel Quantity</u>
8/2014	SE 2	MI 7	TR	124341	505002	103565	521634	11566	186
8/2014	SE 2	MI 7	TR	124342	505002	103565	521634	11566	341
8/2014	SE 2	MI 7	TR	124352	505002	103565	505038	153808	496
8/2014	SE 2	MI 7	TR	124353	505002	103565	505038	153808	93
8/2014	SE 2	MI 7	TR	124448	505002	103565	505038	153808	31
8/2014	SE 2	MI 7	TR	124476	505002	103565	505038	153808	153
8/2014	SE 2	MI 7	TR	124476	505002	103565	521058	282435	3
8/2014	SE 2	MI 7	TR	124478	505002	103565	505038	153808	713
8/2014	SE 2	MI 7	TR	124482	505002	103565	505038	153808	305
8/2014	SE 2	MI 7	TR	124482	505002	103565	521058	282435	5
8/2014	SE 2	MI 7	TR	124489	505002	103565	521116	42078	8
8/2014	SE 2	MI 7	TR	124489	505002	103565	521158	11581	54
8/2014	SE 2	MI 7	TR	124507	505002	103565	505038	153808	62
8/2014	SE 2	MI 7	TR	124507	505002	103565	521932	138744	31
8/2014	SE 2	MI 7	TR	124510	505002	103565	505038	153808	279
8/2014	SE 2	MI 7	TR	124511	505002	103565	521124	11562	30
8/2014	SE 2	MI 7	TR	124511	505002	103565	521932	138744	94
8/2014	SE 2	MI 7	TR	124512	505002	103565	521932	138744	248
8/2014	SE 2	MI 7	TR	124512	505002	103565	521948	4492	31
8/2014	SE 2	MI 7	TR	124713	505002	103565	505038	153808	62
8/2014	SE 2	MI 7	TR	124852	505002	103565	505038	153808	93
8/2014	SE 2	MI 7	TR	124852	505002	103565	521932	138744	217
8/2014	SE 2	MI 7	TR	124853	505002	103565	505038	153808	155
8/2014	SE 2	MI 7	TR	124854	505002	103565	521932	138744	372
8/2014	SE 2	MI 7	TR	124869	505002	103565	521118	11578	31
8/2014	SE 2	MI 7	TR	124869	505002	103565	521670	40468	30
8/2014	SE 2	MI 7	TR	124869	505002	103565	521932	138744	65
	Segment								77,381
8/2014	SE 2	SE 1	TR	108649	505002	103565	505276	325427	77
8/2014	SE 2	SE 1	TR	112268	505002	103565	522141	314210	32
8/2014	SE 2	SE 1	TR	114386	505002	103565	521036	186899	120
8/2014	SE 2	SE 1	TR	114632	505002	103565	505276	325427	70
8/2014	SE 2	SE 1	TR	114632	505002	103565	521036	186899	45

ANR Pipeline Company Transportation Services Fuel By Route Analysis

VASCR351

Reporting Year: *January - December 2014*
 Production Period: **08/2014**

<u>Production Period</u>	<u>Receipt Segment</u>	<u>Delivery Segment</u>	<u>Service Class</u>	<u>Svc Req Contract</u>	<u>Receipt Location</u>	<u>Receipt Loc Prop</u>	<u>Delivery Location</u>	<u>Delivery Loc Prop</u>	<u>Fuel Quantity</u>
8/2014	SE 2	SE 1	TR	114632	505002	103565	521682	28554	4,000
8/2014	SE 2	SE 1	TR	114632	505264	68285	521036	186899	64
8/2014	SE 2	SE 1	TR	114655	505002	103565	521036	186899	44
8/2014	SE 2	SE 1	TR	115602	505002	103565	523064	766185	12
8/2014	SE 2	SE 1	TR	115656	505002	103565	521036	186899	20
8/2014	SE 2	SE 1	TR	120095	505002	103565	521036	186899	306
8/2014	SE 2	SE 1	TR	120917	505002	103565	521036	186899	9
8/2014	SE 2	SE 1	TR	121099	505002	103565	521036	186899	6
8/2014	SE 2	SE 1	TR	122080	505002	103565	521036	186899	13
8/2014	SE 2	SE 1	TR	122080	505002	103565	523064	766185	551
8/2014	SE 2	SE 1	TR	123145	505002	103565	505544	1250765	155
8/2014	SE 2	SE 1	TR	123651	505002	103565	523064	766185	543
8/2014	SE 2	SE 1	TR	124780	505002	103565	520013	7703	140
8/2014	SE 2	SE 1	TR	124780	505002	103565	523064	766185	5,112
8/2014	SE 2	SE 1	TR	124903	505002	103565	521036	186899	6
8/2014	SE 2	SE 1	TR	124904	505002	103565	521036	186899	3
8/2014	SE 2	SE 1	TR	124912	505002	103565	521036	186899	81
8/2014	SE 2	SE 1	TR	124912	505002	103565	523064	766185	259
	Segment								11,668
8/2014	SE 2	SE 2	TR	106777	505002	103565	522130	38295	448
8/2014	SE 2	SE 2	TR	112268	505002	103565	520004	10369	228
8/2014	SE 2	SE 2	TR	112832	505002	103565	520006	40317	1
8/2014	SE 2	SE 2	TR	112832	505002	103565	523050	467240	23
8/2014	SE 2	SE 2	TR	113480	505002	103565	523017	322045	648
8/2014	SE 2	SE 2	TR	113480	505264	68285	523017	322045	245
8/2014	SE 2	SE 2	TR	113490	505002	103565	523017	322045	1,698
8/2014	SE 2	SE 2	TR	113490	505264	68285	523017	322045	112
8/2014	SE 2	SE 2	TR	114386	505002	103565	520004	10369	1,674
8/2014	SE 2	SE 2	TR	114872	505002	103565	523063	742883	3,503
8/2014	SE 2	SE 2	TR	115419	505002	103565	520004	10369	16
8/2014	SE 2	SE 2	TR	115455	505002	103565	521662	233620	696
8/2014	SE 2	SE 2	TR	115456	505002	103565	521662	233620	312
8/2014	SE 2	SE 2	TR	115457	505002	103565	521662	233620	767

ANR Pipeline Company Transportation Services Fuel By Route Analysis
--

VASCR351

 Reporting Year: *January - December 2014*
 Production Period: 08/2014

<u>Production Period</u>	<u>Receipt Segment</u>	<u>Delivery Segment</u>	<u>Service Class</u>	<u>Svc Req Contract</u>	<u>Receipt Location</u>	<u>Receipt Loc Prop</u>	<u>Delivery Location</u>	<u>Delivery Loc Prop</u>	<u>Fuel Quantity</u>
8/2014	SE 2	SE 2	TR	115602	505002	103565	521662	233620	723
8/2014	SE 2	SE 2	TR	115602	505002	103565	523050	467240	43
8/2014	SE 2	SE 2	TR	115726	505002	103565	520004	10369	2,790
8/2014	SE 2	SE 2	TR	115727	505002	103565	520004	10369	1,361
8/2014	SE 2	SE 2	TR	115727	505002	103565	523017	322045	733
8/2014	SE 2	SE 2	TR	118761	505002	103565	520004	10369	44
8/2014	SE 2	SE 2	TR	118761	505002	103565	523018	322625	819
8/2014	SE 2	SE 2	TR	120095	505002	103565	521632	42593	560
8/2014	SE 2	SE 2	TR	120616	505002	103565	523075	1387567	86
8/2014	SE 2	SE 2	TR	120721	505002	103565	523050	467240	80
8/2014	SE 2	SE 2	TR	120917	505002	103565	523063	742883	286
8/2014	SE 2	SE 2	TR	120948	505002	103565	522130	38295	164
8/2014	SE 2	SE 2	TR	121975	505002	103565	523017	322045	2,876
8/2014	SE 2	SE 2	TR	122080	505002	103565	520004	10369	123
8/2014	SE 2	SE 2	TR	122080	505002	103565	520009	10111	690
8/2014	SE 2	SE 2	TR	122903	505002	103565	521632	42593	20
8/2014	SE 2	SE 2	TR	123145	505002	103565	523018	322625	837
8/2014	SE 2	SE 2	TR	123651	505002	103565	521632	42593	1,301
8/2014	SE 2	SE 2	TR	124780	505002	103565	520004	10369	27
8/2014	SE 2	SE 2	TR	124780	505002	103565	521662	233620	5,739
8/2014	SE 2	SE 2	TR	124780	505002	103565	523050	467240	5
8/2014	SE 2	SE 2	TR	124780	505002	103565	523075	1387567	1,169
8/2014	SE 2	SE 2	TR	124780	505545	1250766	520004	10369	5,667
8/2014	SE 2	SE 2	TR	124780	505545	1250766	521662	233620	528
8/2014	SE 2	SE 2	TR	124780	505545	1250766	523050	467240	416
8/2014	SE 2	SE 2	TR	124895	505002	103565	523063	742883	3,503
8/2014	SE 2	SE 2	TR	124911	505002	103565	522114	10110	48
8/2014	SE 2	SE 2	TR	124912	505002	103565	520004	10369	1,642
8/2014	SE 2	SE 2	TR	124912	505002	103565	520006	40317	90
8/2014	SE 2	SE 2	TR	124912	505002	103565	521662	233620	740
8/2014	SE 2	SE 2	TR	124912	505002	103565	522114	10110	90
	Segment								43,571
8/2014	SE 2	W1 7	TR	109416	505002	103565	521316	28831	558

**ANR Pipeline Company
Transportation Services
Fuel By Route Analysis**

VASCR351

Reporting Year: *January - December 2014*
Production Period: **08/2014**

<u>Production Period</u>	<u>Receipt Segment</u>	<u>Delivery Segment</u>	<u>Service Class</u>	<u>Svc Req Contract</u>	<u>Receipt Location</u>	<u>Receipt Loc Prop</u>	<u>Delivery Location</u>	<u>Delivery Loc Prop</u>	<u>Fuel Quantity</u>
8/2014	SE 2	WI 7	TR	115270	505002	103565	505437	395744	7,336
	Segment								7,894
8/2014	SW 1	MI 7	TR	122122	512564	142171	505038	153808	50
	Segment								50
8/2014	SW 3	SW 1	TR	120629	502214	179887	523061	737783	882
	Segment								882
8/2014	SW 4	ME 3	TR	1650	505003	103702	505008	139236	1,426
8/2014	SW 4	ME 3	TR	15350	505003	103702	521534	138745	2,387
8/2014	SW 4	ME 3	TR	110505	505003	103702	520005	15672	63
8/2014	SW 4	ME 3	TR	110505	505003	103702	520027	295956	101
8/2014	SW 4	ME 3	TR	110884	505003	103702	521620	16118	31
8/2014	SW 4	ME 3	TR	110948	505003	103702	505007	139235	42
8/2014	SW 4	ME 3	TR	124918	505003	103702	521010	40186	479
8/2014	SW 4	ME 3	TR	124919	505003	103702	521010	40186	400
	Segment								4,929
8/2014	SW 4	MI 7	TR	104404	505003	103702	505038	153808	17,253
8/2014	SW 4	MI 7	TR	104404	505003	103702	521116	42078	24,087
8/2014	SW 4	MI 7	TR	106199	505003	103702	521116	42078	6,634
8/2014	SW 4	MI 7	TR	108304	505003	103702	505030	139369	17,856
8/2014	SW 4	MI 7	TR	109304	505003	103702	505038	153808	3,565
8/2014	SW 4	MI 7	TR	109304	505003	103702	521622	110850	7,161
8/2014	SW 4	MI 7	TR	109511	505003	103702	521104	40849	59,551
8/2014	SW 4	MI 7	TR	110505	505003	103702	521116	42078	5,890
8/2014	SW 4	MI 7	TR	110505	505003	103702	521146	11785	31
8/2014	SW 4	MI 7	TR	110505	505003	103702	521622	110850	6
8/2014	SW 4	MI 7	TR	110505	505003	103702	521932	138744	430
8/2014	SW 4	MI 7	TR	110506	505003	103702	521116	42078	5,952
8/2014	SW 4	MI 7	TR	110507	505003	103702	521116	42078	589
8/2014	SW 4	MI 7	TR	110884	505003	103702	521116	42078	17,704
8/2014	SW 4	MI 7	TR	110884	505003	103702	521622	110850	11,904
8/2014	SW 4	MI 7	TR	110885	505003	103702	521634	11566	25,169

**ANR Pipeline Company
 Transportation Services
 Fuel By Route Analysis**

VASCR351

**Reporting Year: January - December 2014
 Production Period: 08/2014**

<u>Production Period</u>	<u>Receipt Segment</u>	<u>Delivery Segment</u>	<u>Service Class</u>	<u>Svc Req Contract</u>	<u>Receipt Location</u>	<u>Receipt Loc Prop</u>	<u>Delivery Location</u>	<u>Delivery Loc Prop</u>	<u>Fuel Quantity</u>
8/2014	SW 4	MI 7	TR	110889	505003	103702	505038	153808	382
8/2014	SW 4	MI 7	TR	110889	505003	103702	521074	40470	174
8/2014	SW 4	MI 7	TR	110889	505003	103702	521118	11578	1,586
8/2014	SW 4	MI 7	TR	110889	505003	103702	521122	11751	125
8/2014	SW 4	MI 7	TR	110889	505003	103702	521124	11562	259
8/2014	SW 4	MI 7	TR	110889	505003	103702	521142	40477	155
8/2014	SW 4	MI 7	TR	110889	505003	103702	521144	11580	106
8/2014	SW 4	MI 7	TR	110889	505003	103702	521146	11785	76
8/2014	SW 4	MI 7	TR	110889	505003	103702	521162	11748	465
8/2014	SW 4	MI 7	TR	110889	505003	103702	521634	11566	2,524
8/2014	SW 4	MI 7	TR	110889	505003	103702	521670	40468	112
8/2014	SW 4	MI 7	TR	110889	505003	103702	521690	40892	18
8/2014	SW 4	MI 7	TR	110943	505003	103702	505038	153808	175
8/2014	SW 4	MI 7	TR	110949	505003	103702	505028	139366	2,635
8/2014	SW 4	MI 7	TR	113372	505003	103702	521116	42078	3,723
8/2014	SW 4	MI 7	TR	113372	505003	103702	521634	11566	2
8/2014	SW 4	MI 7	TR	113372	505003	103702	521942	198847	51
8/2014	SW 4	MI 7	TR	113372	505003	103702	521985	278172	2,013
8/2014	SW 4	MI 7	TR	114532	505003	103702	505038	153808	404
8/2014	SW 4	MI 7	TR	114532	505003	103702	521116	42078	2,688
8/2014	SW 4	MI 7	TR	114532	505003	103702	521634	11566	632
8/2014	SW 4	MI 7	TR	114532	505003	103702	521948	4492	278
8/2014	SW 4	MI 7	TR	114532	505003	103702	521985	278172	2,700
8/2014	SW 4	MI 7	TR	118145	505003	103702	521116	42078	13,455
8/2014	SW 4	MI 7	TR	118145	505003	103702	521962	139401	5,055
8/2014	SW 4	MI 7	TR	122067	505003	103702	521116	42078	16,678
8/2014	SW 4	MI 7	TR	122247	505003	103702	521116	42078	17,856
8/2014	SW 4	MI 7	TR	122262	505003	103702	505038	153808	384
8/2014	SW 4	MI 7	TR	122262	505003	103702	521116	42078	22,569
8/2014	SW 4	MI 7	TR	122262	505003	103702	521634	11566	858
8/2014	SW 4	MI 7	TR	122271	505003	103702	505038	153808	22,388
8/2014	SW 4	MI 7	TR	122271	505003	103702	505108	243097	922
8/2014	SW 4	MI 7	TR	122271	505003	103702	505137	320550	1,184

**ANR Pipeline Company
 Transportation Services
 Fuel By Route Analysis**
VASCR351

 Reporting Year: *January - December 2014*
 Production Period: **08/2014**

<u>Production Period</u>	<u>Receipt Segment</u>	<u>Delivery Segment</u>	<u>Service Class</u>	<u>Svc Req Contract</u>	<u>Receipt Location</u>	<u>Receipt Loc Prop</u>	<u>Delivery Location</u>	<u>Delivery Loc Prop</u>	<u>Fuel Quantity</u>
8/2014	SW 4	MI 7	TR	122271	505003	103702	521690	40892	717
8/2014	SW 4	MI 7	TR	122271	505003	103702	523008	312117	2,283
8/2014	SW 4	MI 7	TR	123297	505003	103702	505038	153808	7,111
8/2014	SW 4	MI 7	TR	123297	505003	103702	505137	320550	795
8/2014	SW 4	MI 7	TR	123297	505003	103702	521622	110850	1,219
8/2014	SW 4	MI 7	TR	123297	505003	103702	521985	278172	384
8/2014	SW 4	MI 7	TR	123297	505003	103702	523008	312117	1,748
8/2014	SW 4	MI 7	TR	123822	505003	103702	505038	153808	3,796
8/2014	SW 4	MI 7	TR	123822	505003	103702	521690	40892	14,064
8/2014	SW 4	MI 7	TR	123823	505003	103702	521008	11616	381
8/2014	SW 4	MI 7	TR	123823	505003	103702	521116	42078	3,810
8/2014	SW 4	MI 7	TR	123823	505003	103702	521634	11566	7,620
8/2014	SW 4	MI 7	TR	123824	505003	103702	505038	153808	19,108
8/2014	SW 4	MI 7	TR	123824	505003	103702	505108	243097	47
8/2014	SW 4	MI 7	TR	123824	505003	103702	521116	42078	1,210
8/2014	SW 4	MI 7	TR	123824	505003	103702	521985	278172	9,414
8/2014	SW 4	MI 7	TR	123825	505003	103702	521116	42078	5,952
8/2014	SW 4	MI 7	TR	123825	505003	103702	521634	11566	5,952
8/2014	SW 4	MI 7	TR	123827	505003	103702	521116	42078	273
8/2014	SW 4	MI 7	TR	123827	505003	103702	521634	11566	5,682
8/2014	SW 4	MI 7	TR	123841	505003	103702	521116	42078	17,856
8/2014	SW 4	MI 7	TR	124212	505003	103702	505108	243097	38
8/2014	SW 4	MI 7	TR	124212	505003	103702	521116	42078	525
8/2014	SW 4	MI 7	TR	124278	505003	103702	521116	42078	10,407
8/2014	SW 4	MI 7	TR	124295	505003	103702	521948	4492	31
8/2014	SW 4	MI 7	TR	124329	505003	103702	521948	4492	31
8/2014	SW 4	MI 7	TR	124373	505003	103702	521985	278172	58
8/2014	SW 4	MI 7	TR	124475	505003	103702	505038	153808	31
8/2014	SW 4	MI 7	TR	124479	505003	103702	505038	153808	1,128
8/2014	SW 4	MI 7	TR	124479	505003	103702	521058	282435	18
8/2014	SW 4	MI 7	TR	124492	505003	103702	521116	42078	12
8/2014	SW 4	MI 7	TR	124492	505003	103702	521158	11581	81
8/2014	SW 4	MI 7	TR	124566	505003	103702	505108	243097	114

**ANR Pipeline Company
Transportation Services
Fuel By Route Analysis**

VASCR351

Reporting Year: *January - December 2014*
Production Period: **08/2014**

<u>Production Period</u>	<u>Receipt Segment</u>	<u>Delivery Segment</u>	<u>Service Class</u>	<u>Svc Req Contract</u>	<u>Receipt Location</u>	<u>Receipt Loc Prop</u>	<u>Delivery Location</u>	<u>Delivery Loc Prop</u>	<u>Fuel Quantity</u>
8/2014	SW 4	MI 7	TR	124570	505003	103702	521116	42078	485
8/2014	SW 4	MI 7	TR	124585	505003	103702	521622	110850	4,774
8/2014	SW 4	MI 7	TR	124608	505003	103702	505038	153808	5,936
8/2014	SW 4	MI 7	TR	124608	505003	103702	505137	320550	576
8/2014	SW 4	MI 7	TR	124608	505003	103702	521622	110850	394
8/2014	SW 4	MI 7	TR	124608	505003	103702	521985	278172	384
8/2014	SW 4	MI 7	TR	124608	505003	103702	523008	312117	1,289
8/2014	SW 4	MI 7	TR	124703	505003	103702	505038	153808	4,402
8/2014	SW 4	MI 7	TR	124721	505003	103702	521932	138744	31
8/2014	SW 4	MI 7	TR	124884	505003	103702	505017	139249	26,567
Segment									493,148
8/2014	SW 4	MW 5	TR	111657	505003	103702	521656	284918	1,209
8/2014	SW 4	MW 5	TR	121091	505003	103702	521408	12999	151
8/2014	SW 4	MW 5	TR	124373	505003	103702	521656	284918	84
8/2014	SW 4	MW 5	TR	124791	505003	103702	521656	284918	183
8/2014	SW 4	MW 5	TR	124953	505003	103702	521656	284918	240
8/2014	SW 4	MW 5	TS	123146	505003	103702	521596	5227	62
8/2014	SW 4	MW 5	TS	123148	505003	103702	505015	139247	1,784
8/2014	SW 4	MW 5	TS	123174	505003	103702	521398	5588	44
8/2014	SW 4	MW 5	TS	123218	505003	103702	521602	5658	30
Segment									3,787
8/2014	SW 4	MW 6	TR	200	505003	103702	505013	139241	2,582
8/2014	SW 4	MW 6	TR	200	505003	103702	521434	4619	321
8/2014	SW 4	MW 6	TR	200	505003	103702	521470	4738	1,015
8/2014	SW 4	MW 6	TR	700	505003	103702	505014	139246	1,922
8/2014	SW 4	MW 6	TR	108861	505003	103702	521498	4857	496
8/2014	SW 4	MW 6	TR	108986	505003	103702	505005	139233	403
8/2014	SW 4	MW 6	TR	110185	505003	103702	505013	139241	3,504
8/2014	SW 4	MW 6	TR	110185	505003	103702	521086	103709	236
8/2014	SW 4	MW 6	TR	110185	505003	103702	521470	4738	578
8/2014	SW 4	MW 6	TR	110185	505003	103702	521482	4741	713
8/2014	SW 4	MW 6	TR	110291	505003	103702	521438	4614	2,971

**ANR Pipeline Company
 Transportation Services
 Fuel By Route Analysis**
VASCR351

 Reporting Year: *January - December 2014*
 Production Period: 08/2014

<u>Production Period</u>	<u>Receipt Segment</u>	<u>Delivery Segment</u>	<u>Service Class</u>	<u>Svc Req Contract</u>	<u>Receipt Location</u>	<u>Receipt Loc Prop</u>	<u>Delivery Location</u>	<u>Delivery Loc Prop</u>	<u>Fuel Quantity</u>
8/2014	SW 4	MW 6	TR	113372	505003	103702	521420	4602	172
8/2014	SW 4	MW 6	TR	113372	505003	103702	521432	4691	31
8/2014	SW 4	MW 6	TR	113372	505003	103702	521470	4738	124
8/2014	SW 4	MW 6	TR	113372	505003	103702	521482	4741	331
8/2014	SW 4	MW 6	TR	114497	505003	103702	521482	4741	872
8/2014	SW 4	MW 6	TR	115815	505003	103702	521438	4614	4,867
8/2014	SW 4	MW 6	TR	120554	505003	103702	521420	4602	155
8/2014	SW 4	MW 6	TR	123850	505003	103702	521428	40193	829
8/2014	SW 4	MW 6	TR	124212	505003	103702	521482	4741	899
8/2014	SW 4	MW 6	TR	124570	505003	103702	521440	4616	3,692
8/2014	SW 4	MW 6	TR	124691	505003	103702	521400	13135	112
8/2014	SW 4	MW 6	TR	124691	505003	103702	521434	4619	31
8/2014	SW 4	MW 6	TR	124691	505003	103702	521436	4561	168
8/2014	SW 4	MW 6	TR	124691	505003	103702	521482	4741	5,054
8/2014	SW 4	MW 6	TR	124691	505003	103702	521608	171759	43
8/2014	SW 4	MW 6	TR	124791	505003	103702	521400	13135	86
8/2014	SW 4	MW 6	TR	124791	505003	103702	521420	4602	1,252
8/2014	SW 4	MW 6	TR	124791	505003	103702	521470	4738	70
8/2014	SW 4	MW 6	TR	124884	505003	103702	521506	3797	31
8/2014	SW 4	MW 6	TR	124953	505003	103702	521400	13135	100
8/2014	SW 4	MW 6	TR	124953	505003	103702	521420	4602	1,486
8/2014	SW 4	MW 6	TR	124953	505003	103702	521470	4738	87
8/2014	SW 4	MW 6	TS	109148	505003	103702	521566	12977	154
8/2014	SW 4	MW 6	TS	109171	505003	103702	521428	40193	172
8/2014	SW 4	MW 6	TS	123056	505003	103702	521504	4856	31
8/2014	SW 4	MW 6	TS	123057	505003	103702	521502	4747	64
8/2014	SW 4	MW 6	TS	123059	505003	103702	521424	13215	125
8/2014	SW 4	MW 6	TS	123065	505003	103702	521430	40195	180
8/2014	SW 4	MW 6	TS	123147	505003	103702	505029	139367	1,199
8/2014	SW 4	MW 6	TS	123149	505003	103702	521422	12976	243
8/2014	SW 4	MW 6	TS	123203	505003	103702	521500	4693	80
8/2014	SW 4	MW 6	TS	123214	505003	103702	521598	4564	93
8/2014	SW 4	MW 6	TS	123215	505003	103702	521494	4605	185

**ANR Pipeline Company
Transportation Services
Fuel By Route Analysis**

VASCR351

Reporting Year: *January - December 2014*
Production Period: **08/2014**

<u>Production Period</u>	<u>Receipt Segment</u>	<u>Delivery Segment</u>	<u>Service Class</u>	<u>Svc Req Contract</u>	<u>Receipt Location</u>	<u>Receipt Loc Prop</u>	<u>Delivery Location</u>	<u>Delivery Loc Prop</u>	<u>Fuel Quantity</u>
8/2014	SW 4	MW 6	TS	123216	505003	103702	521492	4604	274
8/2014	SW 4	MW 6	TS	123217	505003	103702	521418	12991	485
8/2014	SW 4	MW 6	TS	123221	505003	103702	521496	4689	194
8/2014	SW 4	MW 6	TS	123222	505003	103702	521526	3969	62
8/2014	SW 4	MW 6	TS	123242	505003	103702	521426	40183	268
8/2014	SW 4	MW 6	TS	123300	505003	103702	521524	3973	781
	Segment								39,823
8/2014	SW 4	SW 1	TR	115602	505003	103702	523060	736566	252
8/2014	SW 4	SW 1	TR	118778	505003	103702	523060	736566	154
8/2014	SW 4	SW 1	TR	120673	505003	103702	523061	737783	2,642
8/2014	SW 4	SW 1	TR	120703	505003	103702	523076	1388911	1,745
8/2014	SW 4	SW 1	TR	120977	505003	103702	523061	737783	364
	Segment								5,157
8/2014	SW 4	SW 3	TR	121091	505003	103702	523067	951568	159
	Segment								159
8/2014	SW 4	SW 4	TR	115706	510034	187481	521642	237023	485
8/2014	SW 4	SW 4	TR	121091	505003	103702	521020	34887	202
8/2014	SW 4	SW 4	TR	121091	505003	103702	521040	234898	31
8/2014	SW 4	SW 4	TR	123915	505003	103702	521664	174769	1
	Segment								719
8/2014	SW 4	SW 5	TR	120629	510034	187481	522116	278352	259
	Segment								259
8/2014	SW 4	WI 7	TR	5450	505003	103702	505026	139258	2,015
8/2014	SW 4	WI 7	TR	104404	505003	103702	521314	28661	1,595
8/2014	SW 4	WI 7	TR	106209	505003	103702	510033	28873	5,704
8/2014	SW 4	WI 7	TR	108268	505003	103702	505016	139248	11,904
8/2014	SW 4	WI 7	TR	109665	505003	103702	521370	28788	186
8/2014	SW 4	WI 7	TR	109975	505003	103702	523034	384136	11,904
8/2014	SW 4	WI 7	TR	110885	505003	103702	521172	28846	384
8/2014	SW 4	WI 7	TR	110885	505003	103702	521650	269472	960
8/2014	SW 4	WI 7	TR	110885	505003	103702	523032	384134	20,552

**ANR Pipeline Company
 Transportation Services
 Fuel By Route Analysis**
VASCR351

 Reporting Year: *January - December 2014*
 Production Period: **08/2014**

<u>Production Period</u>	<u>Receipt Segment</u>	<u>Delivery Segment</u>	<u>Service Class</u>	<u>Svc Req Contract</u>	<u>Receipt Location</u>	<u>Receipt Loc Prop</u>	<u>Delivery Location</u>	<u>Delivery Loc Prop</u>	<u>Fuel Quantity</u>
8/2014	SW 4	WI 7	TR	110885	505003	103702	523034	384136	12,489
8/2014	SW 4	WI 7	TR	112923	505003	103702	521172	28846	4,061
8/2014	SW 4	WI 7	TR	112924	505003	103702	505024	139256	2,170
8/2014	SW 4	WI 7	TR	113372	505003	103702	521172	28846	2,117
8/2014	SW 4	WI 7	TR	113372	505003	103702	521204	28672	9
8/2014	SW 4	WI 7	TR	113372	505003	103702	521240	28759	267
8/2014	SW 4	WI 7	TR	113372	505003	103702	521350	28660	17
8/2014	SW 4	WI 7	TR	113372	505003	103702	521814	36934	22
8/2014	SW 4	WI 7	TR	114497	505003	103702	521172	28846	130
8/2014	SW 4	WI 7	TR	114497	505003	103702	521266	28702	130
8/2014	SW 4	WI 7	TR	114497	505003	103702	521314	28661	2,140
8/2014	SW 4	WI 7	TR	114497	505003	103702	521650	269472	717
8/2014	SW 4	WI 7	TR	114497	505003	103702	523032	384134	10,797
8/2014	SW 4	WI 7	TR	114497	505003	103702	523034	384136	2,946
8/2014	SW 4	WI 7	TR	114532	505003	103702	521012	40226	832
8/2014	SW 4	WI 7	TR	114532	505003	103702	521168	28834	24
8/2014	SW 4	WI 7	TR	114532	505003	103702	521172	28846	925
8/2014	SW 4	WI 7	TR	114532	505003	103702	521174	28778	446
8/2014	SW 4	WI 7	TR	114532	505003	103702	521200	28679	124
8/2014	SW 4	WI 7	TR	114532	505003	103702	521204	28672	115
8/2014	SW 4	WI 7	TR	114532	505003	103702	521214	40197	12
8/2014	SW 4	WI 7	TR	114532	505003	103702	521240	28759	320
8/2014	SW 4	WI 7	TR	114532	505003	103702	521246	28844	146
8/2014	SW 4	WI 7	TR	114532	505003	103702	521262	36868	1,069
8/2014	SW 4	WI 7	TR	114532	505003	103702	521266	28702	3,039
8/2014	SW 4	WI 7	TR	114532	505003	103702	521286	28853	15
8/2014	SW 4	WI 7	TR	114532	505003	103702	521298	28736	12
8/2014	SW 4	WI 7	TR	114532	505003	103702	521314	28661	2,108
8/2014	SW 4	WI 7	TR	114532	505003	103702	521340	28732	124
8/2014	SW 4	WI 7	TR	114532	505003	103702	521344	28734	31
8/2014	SW 4	WI 7	TR	114532	505003	103702	521350	28660	583
8/2014	SW 4	WI 7	TR	114532	505003	103702	521374	28662	15
8/2014	SW 4	WI 7	TR	114532	505003	103702	521676	100052	558

**ANR Pipeline Company
Transportation Services
Fuel By Route Analysis**

VASCR351

Reporting Year: *January - December 2014*
Production Period: **08/2014**

<u>Production Period</u>	<u>Receipt Segment</u>	<u>Delivery Segment</u>	<u>Service Class</u>	<u>Svc Reg Contract</u>	<u>Receipt Location</u>	<u>Receipt Loc Prop</u>	<u>Delivery Location</u>	<u>Delivery Loc Prop</u>	<u>Fuel Quantity</u>
8/2014	SW 4	WI 7	TR	114532	505003	103702	521784	28720	1,028
8/2014	SW 4	WI 7	TR	114532	505003	103702	521814	36934	60
8/2014	SW 4	WI 7	TR	114532	505003	103702	523034	384136	428
8/2014	SW 4	WI 7	TR	115269	505003	103702	505437	395744	35,743
8/2014	SW 4	WI 7	TR	117331	505003	103702	505021	139253	12,865
8/2014	SW 4	WI 7	TR	123297	505003	103702	521654	284917	192
8/2014	SW 4	WI 7	TR	123297	505003	103702	523032	384134	1,002
8/2014	SW 4	WI 7	TR	123297	505003	103702	523035	387791	3,714
8/2014	SW 4	WI 7	TR	123649	505003	103702	521316	28831	837
8/2014	SW 4	WI 7	TR	124373	505003	103702	521012	40226	2
8/2014	SW 4	WI 7	TR	124373	505003	103702	521172	28846	28
8/2014	SW 4	WI 7	TR	124373	505003	103702	521210	28828	17
8/2014	SW 4	WI 7	TR	124373	505003	103702	521240	28759	21
8/2014	SW 4	WI 7	TR	124373	505003	103702	521266	28702	155
8/2014	SW 4	WI 7	TR	124373	505003	103702	521314	28661	8,463
8/2014	SW 4	WI 7	TR	124373	505003	103702	521676	100052	2,993
8/2014	SW 4	WI 7	TR	124566	505003	103702	521266	28702	2,554
8/2014	SW 4	WI 7	TR	124566	505003	103702	521296	139402	156
8/2014	SW 4	WI 7	TR	124566	505003	103702	523034	384136	109
8/2014	SW 4	WI 7	TR	124566	505003	103702	523035	387791	4,351
8/2014	SW 4	WI 7	TR	124608	505003	103702	521296	139402	36
8/2014	SW 4	WI 7	TR	124608	505003	103702	523032	384134	297
8/2014	SW 4	WI 7	TR	124608	505003	103702	523034	384136	596
8/2014	SW 4	WI 7	TR	124608	505003	103702	523035	387791	1,940
8/2014	SW 4	WI 7	TR	124691	505003	103702	521260	36867	491
8/2014	SW 4	WI 7	TS	123061	505003	103702	521396	150407	186
8/2014	SW 4	WI 7	TS	123220	505003	103702	521392	28730	953
	Segment								182,931
8/2014	WI 7	MI 7	TR	106211	510033	28873	505038	153808	1,364
8/2014	WI 7	MI 7	TR	112165	510041	11661	521634	11566	14,105
8/2014	WI 7	MI 7	TR	113239	510006	28808	505038	153808	341
8/2014	WI 7	MI 7	TR	115070	510006	28808	505038	153808	257
8/2014	WI 7	MI 7	TR	117358	505021	139253	505038	153808	141

**ANR Pipeline Company
 Transportation Services
 Fuel By Route Analysis**
VASCR351

 Reporting Year: *January - December 2014*
 Production Period: **08/2014**

<u>Production Period</u>	<u>Receipt Segment</u>	<u>Delivery Segment</u>	<u>Service Class</u>	<u>Svc Req Contract</u>	<u>Receipt Location</u>	<u>Receipt Loc Prop</u>	<u>Delivery Location</u>	<u>Delivery Loc Prop</u>	<u>Fuel Quantity</u>
8/2014	WI 7	MI 7	TR	118794	510006	28808	505038	153808	388
8/2014	WI 7	MI 7	TR	118794	510033	28873	505038	153808	65
8/2014	WI 7	MI 7	TR	120571	510041	11661	505038	153808	14,260
8/2014	WI 7	MI 7	TR	123976	510033	28873	505038	153808	341
8/2014	WI 7	MI 7	TR	123976	510033	28873	521030	282436	86
8/2014	WI 7	MI 7	TR	124006	510006	28808	505038	153808	279
8/2014	WI 7	MI 7	TR	124006	510006	28808	521985	278172	379
8/2014	WI 7	MI 7	TR	124572	521266	28702	505038	153808	525
8/2014	WI 7	MI 7	TR	124890	510033	28873	505038	153808	36
8/2014	WI 7	MI 7	TR	124891	510033	28873	521690	40892	3
8/2014	WI 7	MI 7	TR	124900	510006	28808	521116	42078	99
8/2014	WI 7	MI 7	TR	124900	510033	28873	521074	40470	135
8/2014	WI 7	MI 7	TR	124900	510033	28873	521116	42078	78
8/2014	WI 7	MI 7	TR	124900	510033	28873	521118	11578	6
8/2014	WI 7	MI 7	TR	124900	510033	28873	521120	11795	3
8/2014	WI 7	MI 7	TR	124900	510033	28873	521122	11751	63
8/2014	WI 7	MI 7	TR	124900	510033	28873	521124	11562	6
8/2014	WI 7	MI 7	TR	124900	510033	28873	521138	11680	12
8/2014	WI 7	MI 7	TR	124900	510033	28873	521140	11749	3
8/2014	WI 7	MI 7	TR	124900	510033	28873	521142	40477	3
8/2014	WI 7	MI 7	TR	124900	510033	28873	521144	11580	12
8/2014	WI 7	MI 7	TR	124900	510033	28873	521146	11785	3
8/2014	WI 7	MI 7	TR	124900	510033	28873	521152	11589	3
8/2014	WI 7	MI 7	TR	124900	510033	28873	521156	11572	6
8/2014	WI 7	MI 7	TR	124900	510033	28873	521160	11590	12
8/2014	WI 7	MI 7	TR	124900	510033	28873	521162	11748	63
8/2014	WI 7	MI 7	TR	124900	510033	28873	521670	40468	15
8/2014	WI 7	MI 7	TR	124900	510033	28873	521690	40892	100
8/2014	WI 7	MI 7	TR	124900	510033	28873	521948	4492	24
8/2014	WI 7	MI 7	TR	124900	510033	28873	521962	139401	39
8/2014	WI 7	MI 7	TR	124935	510033	28873	521690	40892	75
8/2014	WI 7	MI 7	TR	124936	510006	28808	505038	153808	174

Segment
33,504

ANR Pipeline Company Transportation Services Fuel By Route Analysis
--

VASCR351

 Reporting Year: *January - December 2014*
 Production Period: 08/2014

<u>Production Period</u>	<u>Receipt Segment</u>	<u>Delivery Segment</u>	<u>Service Class</u>	<u>Svc Req Contract</u>	<u>Receipt Location</u>	<u>Receipt Loc Prop</u>	<u>Delivery Location</u>	<u>Delivery Loc Prop</u>	<u>Fuel Quantity</u>
8/2014	WI 7	WI 7	TR	108283	510006	28808	521310	28743	204
8/2014	WI 7	WI 7	TR	108288	510006	28808	521198	28782	9
8/2014	WI 7	WI 7	TR	108288	510006	28808	521676	100052	7
8/2014	WI 7	WI 7	TR	108288	510006	28808	521810	36869	25
8/2014	WI 7	WI 7	TR	109179	510006	28808	521176	28859	4
8/2014	WI 7	WI 7	TR	109179	510006	28808	521248	28811	2
8/2014	WI 7	WI 7	TR	109179	510006	28808	521676	100052	1
8/2014	WI 7	WI 7	TR	109182	510006	28808	521176	28859	1
8/2014	WI 7	WI 7	TR	109182	510006	28808	521250	28841	19
8/2014	WI 7	WI 7	TR	109182	510006	28808	521676	100052	2
8/2014	WI 7	WI 7	TR	109183	510006	28808	521356	28774	54
8/2014	WI 7	WI 7	TR	109212	510033	28873	521172	28846	13
8/2014	WI 7	WI 7	TR	109893	510006	28808	521676	100052	2
8/2014	WI 7	WI 7	TR	109893	510006	28808	523034	384136	1
8/2014	WI 7	WI 7	TR	109974	523034	384136	521786	28798	82
8/2014	WI 7	WI 7	TR	110407	510006	28808	521314	28661	24
8/2014	WI 7	WI 7	TR	111061	510006	28808	521330	28761	54
8/2014	WI 7	WI 7	TR	111494	523034	384136	521172	28846	36
8/2014	WI 7	WI 7	TR	111494	523034	384136	521250	28841	9
8/2014	WI 7	WI 7	TR	111972	510041	11661	521012	40226	186
8/2014	WI 7	WI 7	TR	112923	510033	28873	505023	139255	465
8/2014	WI 7	WI 7	TR	112958	510006	28808	523047	444972	30
8/2014	WI 7	WI 7	TR	114497	510033	28873	521012	40226	5
8/2014	WI 7	WI 7	TR	114497	510033	28873	521172	28846	253
8/2014	WI 7	WI 7	TR	114497	510033	28873	521174	28778	217
8/2014	WI 7	WI 7	TR	114497	510033	28873	521178	28883	269
8/2014	WI 7	WI 7	TR	114497	510033	28873	521186	42139	186
8/2014	WI 7	WI 7	TR	114497	510033	28873	521196	28771	471
8/2014	WI 7	WI 7	TR	114497	510033	28873	521240	28759	6
8/2014	WI 7	WI 7	TR	114497	510033	28873	521266	28702	110
8/2014	WI 7	WI 7	TR	114497	510033	28873	521314	28661	1,401
8/2014	WI 7	WI 7	TR	114497	510033	28873	521350	28660	10
8/2014	WI 7	WI 7	TR	114497	510033	28873	521650	269472	47

**ANR Pipeline Company
 Transportation Services
 Fuel By Route Analysis**

VASCR351

Reporting Year: *January - December 2014*
 Production Period: **08/2014**

<u>Production Period</u>	<u>Receipt Segment</u>	<u>Delivery Segment</u>	<u>Service Class</u>	<u>Svc Req Contract</u>	<u>Receipt Location</u>	<u>Receipt Loc Prop</u>	<u>Delivery Location</u>	<u>Delivery Loc Prop</u>	<u>Fuel Quantity</u>
8/2014	WI 7	WI 7	TR	114497	510033	28873	523032	384134	117
8/2014	WI 7	WI 7	TR	114497	510033	28873	523034	384136	99
8/2014	WI 7	WI 7	TR	114668	523034	384136	521786	28798	4
8/2014	WI 7	WI 7	TR	116064	521650	269472	523032	384134	322
8/2014	WI 7	WI 7	TR	116064	523032	384134	521650	269472	18
8/2014	WI 7	WI 7	TR	117332	510006	28808	505021	139253	841
8/2014	WI 7	WI 7	TR	118794	510006	28808	505023	139255	39
8/2014	WI 7	WI 7	TR	118794	510033	28873	505023	139255	34
8/2014	WI 7	WI 7	TR	122248	510033	28873	521108	11702	5,952
8/2014	WI 7	WI 7	TR	122265	510041	11661	521178	28883	25
8/2014	WI 7	WI 7	TR	123976	510006	28808	521266	28702	9
8/2014	WI 7	WI 7	TR	123976	510006	28808	523032	384134	255
8/2014	WI 7	WI 7	TR	123976	510033	28873	521172	28846	55
8/2014	WI 7	WI 7	TR	123976	510033	28873	521250	28841	276
8/2014	WI 7	WI 7	TR	123976	510033	28873	521266	28702	205
8/2014	WI 7	WI 7	TR	123976	510033	28873	521314	28661	495
8/2014	WI 7	WI 7	TR	123976	510033	28873	521650	269472	49
8/2014	WI 7	WI 7	TR	123976	510033	28873	523032	384134	63
8/2014	WI 7	WI 7	TR	123976	510033	28873	523034	384136	252
8/2014	WI 7	WI 7	TR	124006	510006	28808	521012	40226	132
8/2014	WI 7	WI 7	TR	124006	510006	28808	521172	28846	255
8/2014	WI 7	WI 7	TR	124006	510006	28808	521176	28859	172
8/2014	WI 7	WI 7	TR	124006	510006	28808	521180	28875	115
8/2014	WI 7	WI 7	TR	124006	510006	28808	521188	28862	248
8/2014	WI 7	WI 7	TR	124006	510006	28808	521198	28782	47
8/2014	WI 7	WI 7	TR	124006	510006	28808	521210	28828	150
8/2014	WI 7	WI 7	TR	124006	510006	28808	521240	28759	148
8/2014	WI 7	WI 7	TR	124006	510006	28808	521246	28844	229
8/2014	WI 7	WI 7	TR	124006	510006	28808	521266	28702	590
8/2014	WI 7	WI 7	TR	124006	510006	28808	521314	28661	170
8/2014	WI 7	WI 7	TR	124006	510006	28808	521394	36936	376
8/2014	WI 7	WI 7	TR	124006	510006	28808	521676	100052	813
8/2014	WI 7	WI 7	TR	124007	510041	11661	523034	384136	380

**ANR Pipeline Company
Transportation Services
Fuel By Route Analysis**

VASCR351

Reporting Year: *January - December 2014*
Production Period: **08/2014**

<u>Production Period</u>	<u>Receipt Segment</u>	<u>Delivery Segment</u>	<u>Service Class</u>	<u>Svc Req Contract</u>	<u>Receipt Location</u>	<u>Receipt Loc Prop</u>	<u>Delivery Location</u>	<u>Delivery Loc Prop</u>	<u>Fuel Quantity</u>
8/2014	WI 7	WI 7	TR	124572	521266	28702	523035	387791	84
8/2014	WI 7	WI 7	TR	124889	510041	11661	523034	384136	177
8/2014	WI 7	WI 7	TR	124890	510033	28873	521252	28779	12
8/2014	WI 7	WI 7	TR	124890	510033	28873	521784	28720	83
8/2014	WI 7	WI 7	TR	124890	510041	11661	523034	384136	7
8/2014	WI 7	WI 7	TR	124891	510033	28873	521012	40226	26
8/2014	WI 7	WI 7	TR	124891	510033	28873	521168	28834	28
8/2014	WI 7	WI 7	TR	124891	510033	28873	521172	28846	594
8/2014	WI 7	WI 7	TR	124891	510033	28873	521174	28778	70
8/2014	WI 7	WI 7	TR	124891	510033	28873	521198	28782	27
8/2014	WI 7	WI 7	TR	124891	510033	28873	521214	40197	233
8/2014	WI 7	WI 7	TR	124891	510033	28873	521218	28865	56
8/2014	WI 7	WI 7	TR	124891	510033	28873	521230	28819	148
8/2014	WI 7	WI 7	TR	124891	510033	28873	521240	28759	34
8/2014	WI 7	WI 7	TR	124891	510033	28873	521246	28844	98
8/2014	WI 7	WI 7	TR	124891	510033	28873	521248	28811	4
8/2014	WI 7	WI 7	TR	124891	510033	28873	521252	28779	393
8/2014	WI 7	WI 7	TR	124891	510033	28873	521260	36867	78
8/2014	WI 7	WI 7	TR	124891	510033	28873	521266	28702	26
8/2014	WI 7	WI 7	TR	124891	510033	28873	521288	28670	1
8/2014	WI 7	WI 7	TR	124891	510033	28873	521298	28736	62
8/2014	WI 7	WI 7	TR	124891	510033	28873	521302	28747	27
8/2014	WI 7	WI 7	TR	124891	510033	28873	521314	28661	174
8/2014	WI 7	WI 7	TR	124891	510033	28873	521316	28831	24
8/2014	WI 7	WI 7	TR	124891	510033	28873	521324	28794	329
8/2014	WI 7	WI 7	TR	124891	510033	28873	521336	28738	94
8/2014	WI 7	WI 7	TR	124891	510033	28873	521374	28662	51
8/2014	WI 7	WI 7	TR	124891	510033	28873	521784	28720	124
8/2014	WI 7	WI 7	TR	124891	510033	28873	521812	40304	26
8/2014	WI 7	WI 7	TR	124891	510033	28873	521814	36934	341
8/2014	WI 7	WI 7	TR	124891	510033	28873	523041	395460	248
Segment									20,819

ANR Pipeline Company Transportation Services Fuel By Route Analysis
--

VASCR351

 Reporting Year: *January - December 2014*
 Production Period: 09/2014

<u>Production Period</u>	<u>Receipt Segment</u>	<u>Delivery Segment</u>	<u>Service Class</u>	<u>Svc Reg Contract</u>	<u>Receipt Location</u>	<u>Receipt Loc Prop</u>	<u>Delivery Location</u>	<u>Delivery Loc Prop</u>	<u>Fuel Quantity</u>
9/2014	ME 2	ME 2	TR	114655	505226	153719	521044	261572	28
9/2014	ME 2	ME 2	TR	121148	513084	803184	521660	153751	410
9/2014	ME 2	ME 2	TR	121148	513090	927982	521660	153751	527
9/2014	ME 2	ME 2	TR	123706	513087	924935	521668	22975	217
9/2014	ME 2	ME 2	TR	124686	513084	803184	521660	153751	444
	Segment								1,626
9/2014	ME 2	ME 3	TR	118249	513084	803184	521620	16118	3,150
9/2014	ME 2	ME 3	TR	120144	513083	803183	521626	40184	1,110
9/2014	ME 2	ME 3	TR	120144	513084	803184	521626	40184	577
9/2014	ME 2	ME 3	TR	120144	513087	924935	521626	40184	1,163
9/2014	ME 2	ME 3	TR	124076	513084	803184	505238	174721	95
9/2014	ME 2	ME 3	TR	124076	513084	803184	521010	40186	64
9/2014	ME 2	ME 3	TR	124076	513084	803184	521092	4475	841
9/2014	ME 2	ME 3	TR	124076	513084	803184	521534	138745	11
9/2014	ME 2	ME 3	TR	124076	513084	803184	521626	40184	1,201
9/2014	ME 2	ME 3	TR	124076	513084	803184	523006	314730	153
9/2014	ME 2	ME 3	TR	124206	513084	803184	521552	16265	60
9/2014	ME 2	ME 3	TR	124787	513083	803183	523006	314730	274
9/2014	ME 2	ME 3	TR	124997	513054	467676	505566	1389406	232
9/2014	ME 2	ME 3	TR	124997	513083	803183	505566	1389406	45
9/2014	ME 2	ME 3	TR	124997	513084	803184	505566	1389406	595
	Segment								9,571
9/2014	ME 2	MI 7	TR	820	513084	803184	505038	153808	476
9/2014	ME 2	MI 7	TR	106308	521594	20666	505038	153808	64
9/2014	ME 2	MI 7	TR	110024	513084	803184	505038	153808	6,185
9/2014	ME 2	MI 7	TR	110024	513084	803184	521118	11578	4,641
9/2014	ME 2	MI 7	TR	113650	513084	803184	521116	42078	2,115
9/2014	ME 2	MI 7	TR	113650	513084	803184	521932	138744	4,935
9/2014	ME 2	MI 7	TR	118903	513084	803184	521116	42078	13,380
9/2014	ME 2	MI 7	TR	118903	513087	924935	521116	42078	7,050
9/2014	ME 2	MI 7	TR	118903	513090	927982	521116	42078	9,042
9/2014	ME 2	MI 7	TR	119986	513083	803183	505038	153808	3,047

**ANR Pipeline Company
Transportation Services
Fuel By Route Analysis**

VASCR351

Reporting Year: *January - December 2014*
Production Period: **09/2014**

<u>Production Period</u>	<u>Receipt Segment</u>	<u>Delivery Segment</u>	<u>Service Class</u>	<u>Svc Req Contract</u>	<u>Receipt Location</u>	<u>Receipt Loc Prop</u>	<u>Delivery Location</u>	<u>Delivery Loc Prop</u>	<u>Fuel Quantity</u>
9/2014	ME 2	MI 7	TR	119986	513087	924935	505038	153808	4,986
9/2014	ME 2	MI 7	TR	120144	513083	803183	521074	40470	642
9/2014	ME 2	MI 7	TR	120144	513083	803183	521116	42078	70
9/2014	ME 2	MI 7	TR	120144	513083	803183	521118	11578	302
9/2014	ME 2	MI 7	TR	120144	513083	803183	521122	11751	81
9/2014	ME 2	MI 7	TR	120144	513083	803183	521124	11562	448
9/2014	ME 2	MI 7	TR	120144	513083	803183	521138	11680	134
9/2014	ME 2	MI 7	TR	120144	513083	803183	521142	40477	718
9/2014	ME 2	MI 7	TR	120144	513083	803183	521144	11580	558
9/2014	ME 2	MI 7	TR	120144	513083	803183	521146	11785	57
9/2014	ME 2	MI 7	TR	120144	513083	803183	521154	11574	159
9/2014	ME 2	MI 7	TR	120144	513083	803183	521156	11572	153
9/2014	ME 2	MI 7	TR	120144	513083	803183	521158	11581	519
9/2014	ME 2	MI 7	TR	120144	513083	803183	521162	11748	401
9/2014	ME 2	MI 7	TR	120144	513083	803183	521634	11566	1,363
9/2014	ME 2	MI 7	TR	120144	513083	803183	521670	40468	223
9/2014	ME 2	MI 7	TR	120144	513083	803183	523052	467243	96
9/2014	ME 2	MI 7	TR	120144	513084	803184	521116	42078	8
9/2014	ME 2	MI 7	TR	120144	513084	803184	521634	11566	161
9/2014	ME 2	MI 7	TR	120144	513084	803184	521670	40468	150
9/2014	ME 2	MI 7	TR	120144	513087	924935	521074	40470	238
9/2014	ME 2	MI 7	TR	120144	513087	924935	521118	11578	253
9/2014	ME 2	MI 7	TR	120144	513087	924935	521144	11580	286
9/2014	ME 2	MI 7	TR	120144	513087	924935	521158	11581	6
9/2014	ME 2	MI 7	TR	120144	513087	924935	521162	11748	167
9/2014	ME 2	MI 7	TR	120144	513087	924935	521634	11566	1,537
9/2014	ME 2	MI 7	TR	120144	513087	924935	521670	40468	1,860
9/2014	ME 2	MI 7	TR	120144	513090	927982	521634	11566	74
9/2014	ME 2	MI 7	TR	120144	513090	927982	521670	40468	17
9/2014	ME 2	MI 7	TR	121893	513084	803184	505038	153808	6,580
9/2014	ME 2	MI 7	TR	121893	513084	803184	521932	138744	470
9/2014	ME 2	MI 7	TR	123566	513084	803184	521588	40481	2,688
9/2014	ME 2	MI 7	TR	123566	513084	803184	521634	11566	192

ANR Pipeline Company Transportation Services Fuel By Route Analysis
--

VASCR351

 Reporting Year: *January - December 2014*
 Production Period: **09/2014**

<u>Production Period</u>	<u>Receipt Segment</u>	<u>Delivery Segment</u>	<u>Service Class</u>	<u>Svc Req Contract</u>	<u>Receipt Location</u>	<u>Receipt Loc Prop</u>	<u>Delivery Location</u>	<u>Delivery Loc Prop</u>	<u>Fuel Quantity</u>
9/2014	ME 2	MI 7	TR	124076	513084	803184	505038	153808	2,619
9/2014	ME 2	MI 7	TR	124076	513084	803184	521030	282436	1,573
9/2014	ME 2	MI 7	TR	124076	513084	803184	521116	42078	9,821
9/2014	ME 2	MI 7	TR	124076	513084	803184	521622	110850	6,748
9/2014	ME 2	MI 7	TR	124076	513084	803184	521634	11566	189
9/2014	ME 2	MI 7	TR	124076	513084	803184	521948	4492	15
9/2014	ME 2	MI 7	TR	124076	513084	803184	521962	139401	17
9/2014	ME 2	MI 7	TR	124076	513084	803184	521985	278172	137
9/2014	ME 2	MI 7	TR	124206	513084	803184	505020	139252	60
9/2014	ME 2	MI 7	TR	124777	513084	803184	505038	153808	5,452
9/2014	ME 2	MI 7	TR	125017	513084	803184	505017	139249	11,991
9/2014	ME 2	MI 7	TR	125017	513084	803184	505038	153808	296
9/2014	ME 2	MI 7	TR	125017	513084	803184	521014	153852	3,629
9/2014	ME 2	MI 7	TR	125017	513084	803184	521116	42078	222
	Segment								119,301
9/2014	ME 2	WI 7	TR	820	513084	803184	505025	139257	3,094
9/2014	ME 2	WI 7	TR	120144	513083	803183	510041	11661	235
9/2014	ME 2	WI 7	TR	120144	513083	803183	521164	28842	16
9/2014	ME 2	WI 7	TR	120144	513087	924935	510041	11661	129
9/2014	ME 2	WI 7	TR	124076	513084	803184	521266	28702	72
9/2014	ME 2	WI 7	TR	124076	513084	803184	523032	384134	80
9/2014	ME 2	WI 7	TR	124076	513084	803184	523034	384136	148
	Segment								3,774
9/2014	ME 3	ME 3	TR	110505	513085	742252	520005	15672	85
9/2014	ME 3	ME 3	TR	110505	513085	742252	520027	295956	85
9/2014	ME 3	ME 3	TR	110506	513085	742252	520005	15672	686
9/2014	ME 3	ME 3	TR	110506	513085	742252	520027	295956	755
9/2014	ME 3	ME 3	TR	110507	513085	742252	520005	15672	2,610
9/2014	ME 3	ME 3	TR	110507	513085	742252	520018	22986	510
9/2014	ME 3	ME 3	TR	110507	513085	742252	521552	16265	90
9/2014	ME 3	ME 3	TR	110884	513085	742252	521620	16118	7,970
9/2014	ME 3	ME 3	TR	110885	513085	742252	505238	174721	2,460

**ANR Pipeline Company
 Transportation Services
 Fuel By Route Analysis**
VASCR351

 Reporting Year: *January - December 2014*
 Production Period: **09/2014**

<u>Production Period</u>	<u>Receipt Segment</u>	<u>Delivery Segment</u>	<u>Service Class</u>	<u>Svc Reg Contract</u>	<u>Receipt Location</u>	<u>Receipt Loc Prop</u>	<u>Delivery Location</u>	<u>Delivery Loc Prop</u>	<u>Fuel Quantity</u>
9/2014	ME 3	ME 3	TR	110885	513085	742252	505564	1389346	1,350
9/2014	ME 3	ME 3	TR	110885	513085	742252	520018	22986	1,650
9/2014	ME 3	ME 3	TR	110885	513085	742252	520027	295956	231
9/2014	ME 3	ME 3	TR	110885	513085	742252	521010	40186	884
9/2014	ME 3	ME 3	TR	110885	513085	742252	521528	4351	589
9/2014	ME 3	ME 3	TR	110885	513085	742252	521534	138745	8
9/2014	ME 3	ME 3	TR	110885	513085	742252	521572	40455	512
9/2014	ME 3	ME 3	TR	110885	513085	742252	521576	40189	30
9/2014	ME 3	ME 3	TR	110885	513085	742252	521626	40184	1,579
9/2014	ME 3	ME 3	TR	110889	513085	742252	521010	40186	213
9/2014	ME 3	ME 3	TR	113877	513085	742252	520005	15672	20
9/2014	ME 3	ME 3	TR	113878	513085	742252	520005	15672	20
9/2014	ME 3	ME 3	TR	113880	513085	742252	520005	15672	12
9/2014	ME 3	ME 3	TR	113884	513085	742252	520005	15672	24
9/2014	ME 3	ME 3	TR	113886	513085	742252	520005	15672	10
9/2014	ME 3	ME 3	TR	113904	513085	742252	520005	15672	10
9/2014	ME 3	ME 3	TR	113915	513085	742252	520005	15672	18
9/2014	ME 3	ME 3	TR	113919	513085	742252	520005	15672	16
9/2014	ME 3	ME 3	TR	113922	513085	742252	520005	15672	30
9/2014	ME 3	ME 3	TR	113930	513085	742252	520005	15672	20
9/2014	ME 3	ME 3	TR	113930	513085	742252	520020	6470	2
9/2014	ME 3	ME 3	TR	113933	513085	742252	520005	15672	10
9/2014	ME 3	ME 3	TR	113933	513085	742252	520020	6470	5
9/2014	ME 3	ME 3	TR	113936	513085	742252	520005	15672	8
9/2014	ME 3	ME 3	TR	113936	513085	742252	520020	6470	4
9/2014	ME 3	ME 3	TR	113937	513085	742252	520005	15672	1
9/2014	ME 3	ME 3	TR	113937	513085	742252	520020	6470	10
9/2014	ME 3	ME 3	TR	113944	513085	742252	520005	15672	16
9/2014	ME 3	ME 3	TR	113944	513085	742252	520020	6470	8
9/2014	ME 3	ME 3	TR	113945	513085	742252	520005	15672	6
9/2014	ME 3	ME 3	TR	113945	513085	742252	520020	6470	6
9/2014	ME 3	ME 3	TR	113976	513085	742252	520005	15672	12
9/2014	ME 3	ME 3	TR	113976	513085	742252	520020	6470	6

ANR Pipeline Company Transportation Services Fuel By Route Analysis
--

VASCR351

 Reporting Year: *January - December 2014*
 Production Period: 09/2014

<u>Production Period</u>	<u>Receipt Segment</u>	<u>Delivery Segment</u>	<u>Service Class</u>	<u>Svc Req Contract</u>	<u>Receipt Location</u>	<u>Receipt Loc Prop</u>	<u>Delivery Location</u>	<u>Delivery Loc Prop</u>	<u>Fuel Quantity</u>
9/2014	ME 3	ME 3	TR	113987	513085	742252	520020	6470	19
9/2014	ME 3	ME 3	TR	113987	513085	742252	521010	40186	90
9/2014	ME 3	ME 3	TR	113987	513085	742252	521528	4351	41
9/2014	ME 3	ME 3	TR	113987	513085	742252	521530	4274	30
9/2014	ME 3	ME 3	TR	114015	513085	742252	520005	15672	9
9/2014	ME 3	ME 3	TR	114015	513085	742252	520020	6470	10
9/2014	ME 3	ME 3	TR	115126	505227	153721	505564	1389346	9
9/2014	ME 3	ME 3	TR	118863	505227	153721	521986	277052	80
9/2014	ME 3	ME 3	TR	120104	510009	138660	521010	40186	67
9/2014	ME 3	ME 3	TR	124783	505227	153721	523038	398767	15
9/2014	ME 3	ME 3	TR	124787	505227	153721	523006	314730	1
9/2014	ME 3	ME 3	TR	125029	513125	1387755	521010	40186	33
9/2014	ME 3	ME 3	TR	125029	513125	1387755	521626	40184	76
9/2014	ME 3	ME 3	TR	125035	513125	1387755	521010	40186	957
9/2014	ME 3	ME 3	TR	125035	513125	1387755	521626	40184	2,204
9/2014	ME 3	ME 3	TR	125049	513085	742252	521572	40455	150
9/2014	ME 3	ME 3	TR	125050	513085	742252	521092	4475	4
9/2014	ME 3	ME 3	TR	125050	513085	742252	521572	40455	206
9/2014	ME 3	ME 3	TR	125051	513085	742252	521626	40184	197
9/2014	ME 3	ME 3	TR	125051	513085	742252	523006	314730	22
	Segment								26,791
9/2014	ME 3	MI 7	TR	1700	505008	139236	505038	153808	126
9/2014	ME 3	MI 7	TR	15400	505032	139374	505038	153808	188
9/2014	ME 3	MI 7	TR	109718	510008	38224	505038	153808	9,690
9/2014	ME 3	MI 7	TR	110885	513085	742252	505038	153808	1,031
9/2014	ME 3	MI 7	TR	110885	513085	742252	521008	11616	60
9/2014	ME 3	MI 7	TR	110885	513085	742252	521116	42078	6,658
9/2014	ME 3	MI 7	TR	110885	513085	742252	521634	11566	880
9/2014	ME 3	MI 7	TR	110885	513085	742252	521948	4492	288
9/2014	ME 3	MI 7	TR	110885	513085	742252	521985	278172	302
9/2014	ME 3	MI 7	TR	110889	513085	742252	521074	40470	90
9/2014	ME 3	MI 7	TR	110889	513085	742252	521116	42078	1,402
9/2014	ME 3	MI 7	TR	110889	513085	742252	521138	11680	149

ANR Pipeline Company Transportation Services Fuel By Route Analysis
--

VASCR351

 Reporting Year: *January - December 2014*
 Production Period: **09/2014**

<u>Production Period</u>	<u>Receipt Segment</u>	<u>Delivery Segment</u>	<u>Service Class</u>	<u>Svc Req Contract</u>	<u>Receipt Location</u>	<u>Receipt Loc Prop</u>	<u>Delivery Location</u>	<u>Delivery Loc Prop</u>	<u>Fuel Quantity</u>
9/2014	ME 3	MI 7	TR	110889	513085	742252	521670	40468	192
9/2014	ME 3	MI 7	TR	110889	513085	742252	521962	139401	240
9/2014	ME 3	MI 7	TR	111288	505007	139235	505038	153808	13
9/2014	ME 3	MI 7	TR	111928	513085	742252	521116	42078	140
9/2014	ME 3	MI 7	TR	113877	513085	742252	521116	42078	60
9/2014	ME 3	MI 7	TR	113877	513085	742252	521634	11566	345
9/2014	ME 3	MI 7	TR	113878	513085	742252	521116	42078	53
9/2014	ME 3	MI 7	TR	113878	513085	742252	521634	11566	325
9/2014	ME 3	MI 7	TR	113880	513085	742252	521116	42078	139
9/2014	ME 3	MI 7	TR	113880	513085	742252	521634	11566	197
9/2014	ME 3	MI 7	TR	113884	513085	742252	521074	40470	31
9/2014	ME 3	MI 7	TR	113884	513085	742252	521116	42078	44
9/2014	ME 3	MI 7	TR	113884	513085	742252	521144	11580	79
9/2014	ME 3	MI 7	TR	113884	513085	742252	521146	11785	141
9/2014	ME 3	MI 7	TR	113884	513085	742252	521634	11566	288
9/2014	ME 3	MI 7	TR	113884	513085	742252	521670	40468	41
9/2014	ME 3	MI 7	TR	113884	513085	742252	523052	467243	20
9/2014	ME 3	MI 7	TR	113886	513085	742252	521634	11566	189
9/2014	ME 3	MI 7	TR	113904	513085	742252	521634	11566	216
9/2014	ME 3	MI 7	TR	113915	513085	742252	521634	11566	351
9/2014	ME 3	MI 7	TR	113919	513085	742252	521634	11566	324
9/2014	ME 3	MI 7	TR	113922	513085	742252	521074	40470	72
9/2014	ME 3	MI 7	TR	113922	513085	742252	521116	42078	12
9/2014	ME 3	MI 7	TR	113922	513085	742252	521118	11578	120
9/2014	ME 3	MI 7	TR	113922	513085	742252	521122	11751	131
9/2014	ME 3	MI 7	TR	113922	513085	742252	521124	11562	27
9/2014	ME 3	MI 7	TR	113922	513085	742252	521138	11680	31
9/2014	ME 3	MI 7	TR	113922	513085	742252	521142	40477	104
9/2014	ME 3	MI 7	TR	113922	513085	742252	521144	11580	88
9/2014	ME 3	MI 7	TR	113922	513085	742252	521146	11785	6
9/2014	ME 3	MI 7	TR	113922	513085	742252	521156	11572	28
9/2014	ME 3	MI 7	TR	113922	513085	742252	521634	11566	162
9/2014	ME 3	MI 7	TR	113922	513085	742252	521670	40468	211

**ANR Pipeline Company
Transportation Services
Fuel By Route Analysis**

VASCR351

Reporting Year: *January - December 2014*
Production Period: 09/2014

<u>Production Period</u>	<u>Receipt Segment</u>	<u>Delivery Segment</u>	<u>Service Class</u>	<u>Svc Req Contract</u>	<u>Receipt Location</u>	<u>Receipt Loc Prop</u>	<u>Delivery Location</u>	<u>Delivery Loc Prop</u>	<u>Fuel Quantity</u>
9/2014	ME 3	MI 7	TR	113922	513085	742252	523052	467243	165
9/2014	ME 3	MI 7	TR	113930	513085	742252	521634	11566	351
9/2014	ME 3	MI 7	TR	113933	513085	742252	521634	11566	216
9/2014	ME 3	MI 7	TR	113936	513085	742252	521634	11566	162
9/2014	ME 3	MI 7	TR	113937	513085	742252	521118	11578	65
9/2014	ME 3	MI 7	TR	113937	513085	742252	521144	11580	22
9/2014	ME 3	MI 7	TR	113937	513085	742252	521156	11572	4
9/2014	ME 3	MI 7	TR	113937	513085	742252	521634	11566	313
9/2014	ME 3	MI 7	TR	113944	513085	742252	521634	11566	297
9/2014	ME 3	MI 7	TR	113945	513085	742252	521118	11578	241
9/2014	ME 3	MI 7	TR	113945	513085	742252	521144	11580	52
9/2014	ME 3	MI 7	TR	113945	513085	742252	521146	11785	6
9/2014	ME 3	MI 7	TR	113945	513085	742252	521156	11572	35
9/2014	ME 3	MI 7	TR	113945	513085	742252	521162	11748	4
9/2014	ME 3	MI 7	TR	113945	513085	742252	521634	11566	68
9/2014	ME 3	MI 7	TR	113976	513085	742252	521634	11566	243
9/2014	ME 3	MI 7	TR	113987	513085	742252	521074	40470	157
9/2014	ME 3	MI 7	TR	113987	513085	742252	521116	42078	16
9/2014	ME 3	MI 7	TR	113987	513085	742252	521118	11578	160
9/2014	ME 3	MI 7	TR	113987	513085	742252	521142	40477	71
9/2014	ME 3	MI 7	TR	113987	513085	742252	521144	11580	49
9/2014	ME 3	MI 7	TR	113987	513085	742252	521146	11785	67
9/2014	ME 3	MI 7	TR	113987	513085	742252	521156	11572	144
9/2014	ME 3	MI 7	TR	113987	513085	742252	521162	11748	53
9/2014	ME 3	MI 7	TR	113987	513085	742252	521634	11566	257
9/2014	ME 3	MI 7	TR	113987	513085	742252	521670	40468	52
9/2014	ME 3	MI 7	TR	113987	513085	742252	521678	140834	31
9/2014	ME 3	MI 7	TR	113987	513085	742252	521962	139401	150
9/2014	ME 3	MI 7	TR	113987	513085	742252	523052	467243	64
9/2014	ME 3	MI 7	TR	114015	513085	742252	521116	42078	32
9/2014	ME 3	MI 7	TR	114015	513085	742252	521118	11578	27
9/2014	ME 3	MI 7	TR	114015	513085	742252	521144	11580	9
9/2014	ME 3	MI 7	TR	114015	513085	742252	521146	11785	32

**ANR Pipeline Company
 Transportation Services
 Fuel By Route Analysis**

VASCR351

Reporting Year: *January - December 2014*
 Production Period: **09/2014**

<u>Production Period</u>	<u>Receipt Segment</u>	<u>Delivery Segment</u>	<u>Service Class</u>	<u>Svc Req Contract</u>	<u>Receipt Location</u>	<u>Receipt Loc Prop</u>	<u>Delivery Location</u>	<u>Delivery Loc Prop</u>	<u>Fuel Quantity</u>
9/2014	ME 3	MI 7	TR	114015	513085	742252	521156	11572	33
9/2014	ME 3	MI 7	TR	114015	513085	742252	521634	11566	304
9/2014	ME 3	MI 7	TR	114015	513085	742252	521670	40468	14
9/2014	ME 3	MI 7	TR	118903	513085	742252	521116	42078	3,955
9/2014	ME 3	MI 7	TR	123966	513085	742252	505108	243097	88
9/2014	ME 3	MI 7	TR	124050	510009	138660	521116	42078	554
9/2014	ME 3	MI 7	TR	124050	513085	742252	505038	153808	1,469
9/2014	ME 3	MI 7	TR	124050	513085	742252	521008	11616	480
9/2014	ME 3	MI 7	TR	124050	513085	742252	521116	42078	6,494
9/2014	ME 3	MI 7	TR	124050	513085	742252	521634	11566	6,194
9/2014	ME 3	MI 7	TR	124050	513085	742252	521985	278172	82
9/2014	ME 3	MI 7	TR	124054	510009	138660	521116	42078	2,113
9/2014	ME 3	MI 7	TR	124054	510009	138660	521634	11566	101
9/2014	ME 3	MI 7	TR	124054	513085	742252	505038	153808	1,967
9/2014	ME 3	MI 7	TR	124054	513085	742252	521116	42078	10,533
9/2014	ME 3	MI 7	TR	124054	513085	742252	521634	11566	3,570
9/2014	ME 3	MI 7	TR	124054	513085	742252	521985	278172	434
9/2014	ME 3	MI 7	TR	124077	510009	138660	521116	42078	911
9/2014	ME 3	MI 7	TR	124077	513085	742252	505038	153808	72
9/2014	ME 3	MI 7	TR	124077	513085	742252	521116	42078	219
9/2014	ME 3	MI 7	TR	124077	513085	742252	521634	11566	13
9/2014	ME 3	MI 7	TR	124077	513085	742252	521985	278172	11
9/2014	ME 3	MI 7	TR	124278	513085	742252	521116	42078	2,330
9/2014	ME 3	MI 7	TR	124769	513125	1387755	505038	153808	8,930
9/2014	ME 3	MI 7	TR	124769	513125	1387755	521008	11616	4,740
9/2014	ME 3	MI 7	TR	124769	513125	1387755	521118	11578	118
9/2014	ME 3	MI 7	TR	124769	513125	1387755	521122	11751	224
9/2014	ME 3	MI 7	TR	124769	513125	1387755	521124	11562	74
9/2014	ME 3	MI 7	TR	124769	513125	1387755	521670	40468	134
9/2014	ME 3	MI 7	TR	124770	513085	742252	521116	42078	688
9/2014	ME 3	MI 7	TR	124770	513125	1387755	521074	40470	1,310
9/2014	ME 3	MI 7	TR	124770	513125	1387755	521116	42078	9,862
9/2014	ME 3	MI 7	TR	124770	513125	1387755	521138	11680	781

**ANR Pipeline Company
 Transportation Services
 Fuel By Route Analysis**

VASCR351

Reporting Year: *January - December 2014*
 Production Period: 09/2014

<u>Production Period</u>	<u>Receipt Segment</u>	<u>Delivery Segment</u>	<u>Service Class</u>	<u>Svc Req Contract</u>	<u>Receipt Location</u>	<u>Receipt Loc Prop</u>	<u>Delivery Location</u>	<u>Delivery Loc Prop</u>	<u>Fuel Quantity</u>
9/2014	ME 3	MI 7	TR	124770	513125	1387755	521142	40477	348
9/2014	ME 3	MI 7	TR	124770	513125	1387755	521144	11580	584
9/2014	ME 3	MI 7	TR	124770	513125	1387755	521154	11574	89
9/2014	ME 3	MI 7	TR	124770	513125	1387755	521604	150409	570
9/2014	ME 3	MI 7	TR	124770	513125	1387755	521670	40468	24
9/2014	ME 3	MI 7	TR	124771	513125	1387755	505038	153808	6,066
9/2014	ME 3	MI 7	TR	124771	513125	1387755	521142	40477	39
9/2014	ME 3	MI 7	TR	124771	513125	1387755	521690	40892	3,392
9/2014	ME 3	MI 7	TR	124772	513125	1387755	521014	153852	3,531
9/2014	ME 3	MI 7	TR	124772	513125	1387755	521116	42078	2,003
9/2014	ME 3	MI 7	TR	124772	513125	1387755	521142	40477	150
9/2014	ME 3	MI 7	TR	124772	513125	1387755	521162	11748	240
9/2014	ME 3	MI 7	TR	124772	513125	1387755	521634	11566	3,547
9/2014	ME 3	MI 7	TR	124966	505012	139240	505038	153808	383
9/2014	ME 3	MI 7	TR	124966	510008	38224	505038	153808	117
9/2014	ME 3	MI 7	TR	124993	513125	1387755	521116	42078	3,097
9/2014	ME 3	MI 7	TR	124993	513125	1387755	521118	11578	924
9/2014	ME 3	MI 7	TR	124993	513125	1387755	521622	110850	3,610
9/2014	ME 3	MI 7	TR	124993	513125	1387755	523008	312117	79
9/2014	ME 3	MI 7	TR	124994	513125	1387755	505038	153808	4,199
9/2014	ME 3	MI 7	TR	124994	513125	1387755	505108	243097	32
9/2014	ME 3	MI 7	TR	124994	513125	1387755	505137	320550	619
9/2014	ME 3	MI 7	TR	124994	513125	1387755	521008	11616	665
9/2014	ME 3	MI 7	TR	124994	513125	1387755	523008	312117	829
9/2014	ME 3	MI 7	TR	124995	513125	1387755	505038	153808	3,286
9/2014	ME 3	MI 7	TR	124995	513125	1387755	505137	320550	517
9/2014	ME 3	MI 7	TR	124995	513125	1387755	521008	11616	2,508
9/2014	ME 3	MI 7	TR	124995	513125	1387755	521985	278172	100
9/2014	ME 3	MI 7	TR	124995	513125	1387755	523008	312117	133
9/2014	ME 3	MI 7	TR	124995	513125	1387755	523029	360888	3
9/2014	ME 3	MI 7	TR	124996	505566	1389406	521116	42078	5,032
9/2014	ME 3	MI 7	TR	124996	513085	742252	505108	243097	206
9/2014	ME 3	MI 7	TR	124996	513085	742252	505137	320550	291

**ANR Pipeline Company
 Transportation Services
 Fuel By Route Analysis**
VASCR351

 Reporting Year: *January - December 2014*
 Production Period: **09/2014**

<u>Production Period</u>	<u>Receipt Segment</u>	<u>Delivery Segment</u>	<u>Service Class</u>	<u>Svc Req Contract</u>	<u>Receipt Location</u>	<u>Receipt Loc Prop</u>	<u>Delivery Location</u>	<u>Delivery Loc Prop</u>	<u>Fuel Quantity</u>
9/2014	ME 3	MI 7	TR	124996	513085	742252	521116	42078	23,868
9/2014	ME 3	MI 7	TR	124996	513085	742252	521118	11578	918
9/2014	ME 3	MI 7	TR	124996	513085	742252	521622	110850	241
9/2014	ME 3	MI 7	TR	124996	513085	742252	521634	11566	941
9/2014	ME 3	MI 7	TR	125024	513125	1387755	505038	153808	1,046
9/2014	ME 3	MI 7	TR	125024	513125	1387755	521074	40470	2,134
9/2014	ME 3	MI 7	TR	125024	513125	1387755	521116	42078	2,655
9/2014	ME 3	MI 7	TR	125024	513125	1387755	521118	11578	299
9/2014	ME 3	MI 7	TR	125024	513125	1387755	521124	11562	39
9/2014	ME 3	MI 7	TR	125024	513125	1387755	521156	11572	6
9/2014	ME 3	MI 7	TR	125024	513125	1387755	521160	11590	9
9/2014	ME 3	MI 7	TR	125024	513125	1387755	521162	11748	306
9/2014	ME 3	MI 7	TR	125024	513125	1387755	521670	40468	12
9/2014	ME 3	MI 7	TR	125029	513125	1387755	505038	153808	5,669
9/2014	ME 3	MI 7	TR	125029	513125	1387755	521074	40470	210
9/2014	ME 3	MI 7	TR	125029	513125	1387755	521116	42078	3,397
9/2014	ME 3	MI 7	TR	125029	513125	1387755	521634	11566	8
9/2014	ME 3	MI 7	TR	125032	513125	1387755	505038	153808	4,293
9/2014	ME 3	MI 7	TR	125032	513125	1387755	521116	42078	2,000
9/2014	ME 3	MI 7	TR	125032	513125	1387755	521634	11566	217
9/2014	ME 3	MI 7	TR	125033	513125	1387755	505038	153808	1,658
9/2014	ME 3	MI 7	TR	125033	513125	1387755	521074	40470	194
9/2014	ME 3	MI 7	TR	125033	513125	1387755	521116	42078	557
9/2014	ME 3	MI 7	TR	125033	513125	1387755	521634	11566	67
9/2014	ME 3	MI 7	TR	125033	513125	1387755	521948	4492	238
9/2014	ME 3	MI 7	TR	125033	513125	1387755	521962	139401	261
9/2014	ME 3	MI 7	TR	125034	513125	1387755	505038	153808	6,006
9/2014	ME 3	MI 7	TR	125034	513125	1387755	521116	42078	295
9/2014	ME 3	MI 7	TR	125034	513125	1387755	521118	11578	51
9/2014	ME 3	MI 7	TR	125034	513125	1387755	521120	11795	6
9/2014	ME 3	MI 7	TR	125034	513125	1387755	521122	11751	50
9/2014	ME 3	MI 7	TR	125034	513125	1387755	521124	11562	22
9/2014	ME 3	MI 7	TR	125034	513125	1387755	521140	11749	6

**ANR Pipeline Company
 Transportation Services
 Fuel By Route Analysis**

VASCR351

Reporting Year: *January - December 2014*
 Production Period: 09/2014

<u>Production Period</u>	<u>Receipt Segment</u>	<u>Delivery Segment</u>	<u>Service Class</u>	<u>Svc Req Contract</u>	<u>Receipt Location</u>	<u>Receipt Loc Prop</u>	<u>Delivery Location</u>	<u>Delivery Loc Prop</u>	<u>Fuel Quantity</u>
9/2014	ME 3	MI 7	TR	125034	513125	1387755	521142	40477	7
9/2014	ME 3	MI 7	TR	125034	513125	1387755	521162	11748	70
9/2014	ME 3	MI 7	TR	125035	513125	1387755	521074	40470	24
9/2014	ME 3	MI 7	TR	125035	513125	1387755	521116	42078	363
9/2014	ME 3	MI 7	TR	125035	513125	1387755	521118	11578	27
9/2014	ME 3	MI 7	TR	125035	513125	1387755	521120	11795	29
9/2014	ME 3	MI 7	TR	125035	513125	1387755	521122	11751	297
9/2014	ME 3	MI 7	TR	125035	513125	1387755	521124	11562	185
9/2014	ME 3	MI 7	TR	125035	513125	1387755	521138	11680	295
9/2014	ME 3	MI 7	TR	125035	513125	1387755	521140	11749	50
9/2014	ME 3	MI 7	TR	125035	513125	1387755	521142	40477	81
9/2014	ME 3	MI 7	TR	125035	513125	1387755	521144	11580	211
9/2014	ME 3	MI 7	TR	125035	513125	1387755	521152	11589	90
9/2014	ME 3	MI 7	TR	125035	513125	1387755	521156	11572	114
9/2014	ME 3	MI 7	TR	125035	513125	1387755	521160	11590	231
9/2014	ME 3	MI 7	TR	125035	513125	1387755	521162	11748	204
9/2014	ME 3	MI 7	TR	125035	513125	1387755	521670	40468	590
9/2014	ME 3	MI 7	TR	125035	513125	1387755	521962	139401	180
9/2014	ME 3	MI 7	TR	125041	513085	742252	521116	42078	9,460
9/2014	ME 3	MI 7	TR	125041	513085	742252	521634	11566	1,332
9/2014	ME 3	MI 7	TR	125051	513085	742252	505038	153808	78
9/2014	ME 3	MI 7	TR	125051	513085	742252	521030	282436	1,436
9/2014	ME 3	MI 7	TR	125051	513085	742252	521116	42078	5,804
9/2014	ME 3	MI 7	TR	125051	513085	742252	521144	11580	99
9/2014	ME 3	MI 7	TR	125051	513085	742252	521634	11566	335
9/2014	ME 3	MI 7	TS	120642	505563	1389347	505038	153808	27
	Segment								224,212
9/2014	ME 3	WI 7	TR	124050	513085	742252	521172	28846	48
9/2014	ME 3	WI 7	TR	124050	513085	742252	521650	269472	95
9/2014	ME 3	WI 7	TR	124050	513085	742252	523032	384134	95
9/2014	ME 3	WI 7	TR	124050	513085	742252	523034	384136	465
9/2014	ME 3	WI 7	TR	124054	513085	742252	523034	384136	224
9/2014	ME 3	WI 7	TR	124994	513125	1387755	521650	269472	63

ANR Pipeline Company Transportation Services Fuel By Route Analysis

VASCR351

Reporting Year: *January - December 2014*
 Production Period: **09/2014**

<u>Production Period</u>	<u>Receipt Segment</u>	<u>Delivery Segment</u>	<u>Service Class</u>	<u>Svc Req Contract</u>	<u>Receipt Location</u>	<u>Receipt Loc Prop</u>	<u>Delivery Location</u>	<u>Delivery Loc Prop</u>	<u>Fuel Quantity</u>
9/2014	ME 3	WI 7	TR	124994	513125	1387755	521654	284917	33
9/2014	ME 3	WI 7	TR	124994	513125	1387755	523032	384134	311
9/2014	ME 3	WI 7	TR	124994	513125	1387755	523034	384136	320
9/2014	ME 3	WI 7	TR	124994	513125	1387755	523035	387791	1,024
9/2014	ME 3	WI 7	TR	124995	513125	1387755	523032	384134	221
9/2014	ME 3	WI 7	TR	124995	513125	1387755	523034	384136	438
9/2014	ME 3	WI 7	TR	124995	513125	1387755	523035	387791	400
9/2014	ME 3	WI 7	TR	124996	513085	742252	523034	384136	150
9/2014	ME 3	WI 7	TR	124996	513085	742252	523035	387791	342
9/2014	ME 3	WI 7	TR	125024	513125	1387755	521012	40226	6
9/2014	ME 3	WI 7	TR	125024	513125	1387755	521168	28834	23
9/2014	ME 3	WI 7	TR	125024	513125	1387755	521172	28846	548
9/2014	ME 3	WI 7	TR	125024	513125	1387755	521174	28778	21
9/2014	ME 3	WI 7	TR	125024	513125	1387755	521214	40197	139
9/2014	ME 3	WI 7	TR	125024	513125	1387755	521218	28865	19
9/2014	ME 3	WI 7	TR	125024	513125	1387755	521240	28759	16
9/2014	ME 3	WI 7	TR	125024	513125	1387755	521246	28844	39
9/2014	ME 3	WI 7	TR	125024	513125	1387755	521252	28779	537
9/2014	ME 3	WI 7	TR	125024	513125	1387755	521260	36867	66
9/2014	ME 3	WI 7	TR	125024	513125	1387755	521266	28702	44
9/2014	ME 3	WI 7	TR	125024	513125	1387755	521298	28736	41
9/2014	ME 3	WI 7	TR	125024	513125	1387755	521314	28661	94
9/2014	ME 3	WI 7	TR	125024	513125	1387755	521316	28831	19
9/2014	ME 3	WI 7	TR	125024	513125	1387755	521324	28794	289
9/2014	ME 3	WI 7	TR	125024	513125	1387755	521336	28738	96
9/2014	ME 3	WI 7	TR	125024	513125	1387755	521374	28662	33
9/2014	ME 3	WI 7	TR	125024	513125	1387755	521784	28720	582
9/2014	ME 3	WI 7	TR	125024	513125	1387755	521812	40304	22
9/2014	ME 3	WI 7	TR	125024	513125	1387755	521814	36934	344
9/2014	ME 3	WI 7	TR	125024	513125	1387755	523041	395460	41
	Segment								7,248
9/2014	MI 7	ME 3	TR	109956	511136	277072	521638	153767	509
9/2014	MI 7	ME 3	TR	111288	505038	153808	505007	139235	123

**ANR Pipeline Company
 Transportation Services
 Fuel By Route Analysis**
VASCR351
Reporting Year: *January - December 2014*
Production Period: **09/2014**

<u>Production Period</u>	<u>Receipt Segment</u>	<u>Delivery Segment</u>	<u>Service Class</u>	<u>Svc Req Contract</u>	<u>Receipt Location</u>	<u>Receipt Loc Prop</u>	<u>Delivery Location</u>	<u>Delivery Loc Prop</u>	<u>Fuel Quantity</u>
9/2014	MI 7	ME 3	TR	112835	511136	277072	521010	40186	1,449
9/2014	MI 7	ME 3	TR	112835	511136	277072	521540	4223	698
9/2014	MI 7	ME 3	TR	112835	511136	277072	521552	16265	30
9/2014	MI 7	ME 3	TR	112835	511136	277072	521626	40184	89
9/2014	MI 7	ME 3	TR	118863	505108	243097	521986	277052	7
9/2014	MI 7	ME 3	TR	122029	511136	277072	521626	40184	2,538
9/2014	MI 7	ME 3	TR	124584	510005	246067	521638	153767	6
9/2014	MI 7	ME 3	TR	124966	505038	153808	505012	139240	82
9/2014	MI 7	ME 3	TR	125039	505038	153808	521638	153767	7
9/2014	MI 7	ME 3	TR	125039	511136	277072	521638	153767	116
9/2014	MI 7	ME 3	TR	125043	505038	153808	521638	153767	7
9/2014	MI 7	ME 3	TS	109138	505038	153808	505011	139239	118
9/2014	MI 7	ME 3	TS	120642	505038	153808	505563	1389347	40
9/2014	MI 7	ME 3	TS	123081	505038	153808	505010	139238	7
	Segment								5,826
9/2014	MI 7	MI 7	TR	107879	511136	277072	505038	153808	385
9/2014	MI 7	MI 7	TR	107879	513022	338686	505038	153808	20
9/2014	MI 7	MI 7	TR	107895	511136	277072	505038	153808	330
9/2014	MI 7	MI 7	TR	107895	511136	277072	521008	11616	160
9/2014	MI 7	MI 7	TR	107899	511136	277072	505038	153808	830
9/2014	MI 7	MI 7	TR	107899	513022	338686	505038	153808	12
9/2014	MI 7	MI 7	TR	108179	510005	246067	505038	153808	45
9/2014	MI 7	MI 7	TR	108283	505038	153808	521008	11616	163
9/2014	MI 7	MI 7	TR	108283	510005	246067	521116	42078	131
9/2014	MI 7	MI 7	TR	108288	505038	153808	521008	11616	12
9/2014	MI 7	MI 7	TR	108288	510005	246067	521116	42078	12
9/2014	MI 7	MI 7	TR	109014	505131	295958	505038	153808	9,719
9/2014	MI 7	MI 7	TR	109024	510005	246067	505038	153808	3,181
9/2014	MI 7	MI 7	TR	109183	505038	153808	521008	11616	72
9/2014	MI 7	MI 7	TR	109183	510005	246067	521116	42078	18
9/2014	MI 7	MI 7	TR	109212	510005	246067	505038	153808	1,476
9/2014	MI 7	MI 7	TR	109212	511136	277072	505038	153808	60
9/2014	MI 7	MI 7	TR	109223	511136	277072	505038	153808	1,694

ANR Pipeline Company Transportation Services Fuel By Route Analysis
--

VASCR351

 Reporting Year: *January - December 2014*
 Production Period: **09/2014**

<u>Production Period</u>	<u>Receipt Segment</u>	<u>Delivery Segment</u>	<u>Service Class</u>	<u>Svc Req Contract</u>	<u>Receipt Location</u>	<u>Receipt Loc Prop</u>	<u>Delivery Location</u>	<u>Delivery Loc Prop</u>	<u>Fuel Quantity</u>
9/2014	MI 7	MI 7	TR	109511	511144	48642	505038	153808	587
9/2014	MI 7	MI 7	TR	109595	505038	153808	505019	139251	113
9/2014	MI 7	MI 7	TR	110019	505038	153808	505018	139250	458
9/2014	MI 7	MI 7	TR	110024	521122	11751	505038	153808	30
9/2014	MI 7	MI 7	TR	110884	511158	48644	505038	153808	2,760
9/2014	MI 7	MI 7	TR	110885	505038	153808	521008	11616	105
9/2014	MI 7	MI 7	TR	110885	505038	153808	521634	11566	523
9/2014	MI 7	MI 7	TR	110885	505108	243097	521116	42078	124
9/2014	MI 7	MI 7	TR	110885	505108	243097	521634	11566	1,264
9/2014	MI 7	MI 7	TR	110885	511144	48642	505038	153808	3,072
9/2014	MI 7	MI 7	TR	110885	511144	48642	521008	11616	560
9/2014	MI 7	MI 7	TR	110885	511144	48642	521634	11566	914
9/2014	MI 7	MI 7	TR	110889	505038	153808	521118	11578	17
9/2014	MI 7	MI 7	TR	110889	505038	153808	521122	11751	4
9/2014	MI 7	MI 7	TR	110889	505038	153808	521124	11562	4
9/2014	MI 7	MI 7	TR	110889	505038	153808	521162	11748	9
9/2014	MI 7	MI 7	TR	110903	510005	246067	505038	153808	3
9/2014	MI 7	MI 7	TR	110904	510005	246067	505038	153808	552
9/2014	MI 7	MI 7	TR	111061	505038	153808	521008	11616	72
9/2014	MI 7	MI 7	TR	111061	510005	246067	521116	42078	18
9/2014	MI 7	MI 7	TR	111310	505038	153808	505028	139366	196
9/2014	MI 7	MI 7	TR	111813	510005	246067	505038	153808	48
9/2014	MI 7	MI 7	TR	111813	511136	277072	505038	153808	58
9/2014	MI 7	MI 7	TR	111910	505038	153808	521118	11578	8
9/2014	MI 7	MI 7	TR	111910	505038	153808	521142	40477	2
9/2014	MI 7	MI 7	TR	111910	511136	277072	521074	40470	87
9/2014	MI 7	MI 7	TR	111910	511136	277072	521142	40477	27
9/2014	MI 7	MI 7	TR	111910	511136	277072	521144	11580	29
9/2014	MI 7	MI 7	TR	111910	511136	277072	521156	11572	87
9/2014	MI 7	MI 7	TR	111910	511136	277072	521634	11566	1
9/2014	MI 7	MI 7	TR	111910	511158	48644	505038	153808	467
9/2014	MI 7	MI 7	TR	111928	510005	246067	521116	42078	4,355
9/2014	MI 7	MI 7	TR	111928	511136	277072	521116	42078	28

**ANR Pipeline Company
 Transportation Services
 Fuel By Route Analysis**
VASCR351

 Reporting Year: *January - December 2014*
 Production Period: **09/2014**

<u>Production Period</u>	<u>Receipt Segment</u>	<u>Delivery Segment</u>	<u>Service Class</u>	<u>Svc Req Contract</u>	<u>Receipt Location</u>	<u>Receipt Loc Prop</u>	<u>Delivery Location</u>	<u>Delivery Loc Prop</u>	<u>Fuel Quantity</u>
9/2014	MI 7	MI 7	TR	111973	511158	48644	521124	11562	532
9/2014	MI 7	MI 7	TR	112059	511158	48644	505038	153808	605
9/2014	MI 7	MI 7	TR	112117	505230	153728	521116	42078	19
9/2014	MI 7	MI 7	TR	112117	511136	277072	521116	42078	30
9/2014	MI 7	MI 7	TR	112117	513022	338686	521116	42078	1,108
9/2014	MI 7	MI 7	TR	112817	505017	139249	505038	153808	1,700
9/2014	MI 7	MI 7	TR	112817	505038	153808	505017	139249	3
9/2014	MI 7	MI 7	TR	112835	505038	153808	521942	198847	8
9/2014	MI 7	MI 7	TR	112835	505038	153808	521948	4492	8
9/2014	MI 7	MI 7	TR	112835	511136	277072	505038	153808	6
9/2014	MI 7	MI 7	TR	112835	511136	277072	521014	153852	484
9/2014	MI 7	MI 7	TR	112835	511136	277072	521118	11578	139
9/2014	MI 7	MI 7	TR	112835	511136	277072	521122	11751	135
9/2014	MI 7	MI 7	TR	112835	511136	277072	521124	11562	124
9/2014	MI 7	MI 7	TR	112835	511136	277072	521138	11680	82
9/2014	MI 7	MI 7	TR	112835	511136	277072	521160	11590	132
9/2014	MI 7	MI 7	TR	112835	511136	277072	521634	11566	37
9/2014	MI 7	MI 7	TR	112835	511136	277072	521670	40468	181
9/2014	MI 7	MI 7	TR	112835	511136	277072	521942	198847	213
9/2014	MI 7	MI 7	TR	112835	511136	277072	521948	4492	42
9/2014	MI 7	MI 7	TR	112835	511136	277072	521962	139401	224
9/2014	MI 7	MI 7	TR	112958	505038	153808	521008	11616	10
9/2014	MI 7	MI 7	TR	113186	510005	246067	505038	153808	150
9/2014	MI 7	MI 7	TR	113186	511136	277072	505038	153808	817
9/2014	MI 7	MI 7	TR	113336	505230	153728	521985	278172	72
9/2014	MI 7	MI 7	TR	113372	505038	153808	521014	153852	22
9/2014	MI 7	MI 7	TR	113372	505038	153808	521948	4492	7
9/2014	MI 7	MI 7	TR	113372	505108	243097	521942	198847	10
9/2014	MI 7	MI 7	TR	113372	510005	246067	521116	42078	48
9/2014	MI 7	MI 7	TR	113372	510005	246067	521160	11590	10
9/2014	MI 7	MI 7	TR	113372	510005	246067	521942	198847	128
9/2014	MI 7	MI 7	TR	113372	510029	2610	521116	42078	5
9/2014	MI 7	MI 7	TR	113372	510029	2610	521160	11590	9

ANR Pipeline Company Transportation Services Fuel By Route Analysis
--

VASCR351

 Reporting Year: *January - December 2014*
 Production Period: 09/2014

<u>Production Period</u>	<u>Receipt Segment</u>	<u>Delivery Segment</u>	<u>Service Class</u>	<u>Svc Req Contract</u>	<u>Receipt Location</u>	<u>Receipt Loc Prop</u>	<u>Delivery Location</u>	<u>Delivery Loc Prop</u>	<u>Fuel Quantity</u>
9/2014	MI 7	MI 7	TR	113372	510029	2610	521634	11566	49
9/2014	MI 7	MI 7	TR	113372	510029	2610	521942	198847	88
9/2014	MI 7	MI 7	TR	113372	511136	277072	521014	153852	44
9/2014	MI 7	MI 7	TR	113372	511136	277072	521116	42078	109
9/2014	MI 7	MI 7	TR	113372	511136	277072	521138	11680	9
9/2014	MI 7	MI 7	TR	113372	511136	277072	521160	11590	30
9/2014	MI 7	MI 7	TR	113372	511136	277072	521634	11566	51
9/2014	MI 7	MI 7	TR	113372	511136	277072	521670	40468	74
9/2014	MI 7	MI 7	TR	113372	511136	277072	521942	198847	235
9/2014	MI 7	MI 7	TR	113372	511136	277072	521948	4492	65
9/2014	MI 7	MI 7	TR	113709	510005	246067	505038	153808	3,402
9/2014	MI 7	MI 7	TR	114122	511158	48644	521124	11562	476
9/2014	MI 7	MI 7	TR	114132	510005	246067	505038	153808	1,163
9/2014	MI 7	MI 7	TR	114132	510005	246067	521942	198847	26
9/2014	MI 7	MI 7	TR	114132	510029	2610	505038	153808	10
9/2014	MI 7	MI 7	TR	114132	510029	2610	521634	11566	1
9/2014	MI 7	MI 7	TR	114132	511136	277072	505038	153808	3,080
9/2014	MI 7	MI 7	TR	114132	511136	277072	521116	42078	6
9/2014	MI 7	MI 7	TR	114132	511136	277072	521634	11566	84
9/2014	MI 7	MI 7	TR	114132	511136	277072	521670	40468	2
9/2014	MI 7	MI 7	TR	114132	511136	277072	521942	198847	43
9/2014	MI 7	MI 7	TR	114497	505038	153808	521030	282436	49
9/2014	MI 7	MI 7	TR	114497	510005	246067	521030	282436	124
9/2014	MI 7	MI 7	TR	114497	510005	246067	521074	40470	7
9/2014	MI 7	MI 7	TR	114497	510005	246067	521116	42078	300
9/2014	MI 7	MI 7	TR	114497	510005	246067	521142	40477	32
9/2014	MI 7	MI 7	TR	114497	510005	246067	521144	11580	193
9/2014	MI 7	MI 7	TR	114497	510005	246067	521634	11566	346
9/2014	MI 7	MI 7	TR	114497	510005	246067	521690	40892	55
9/2014	MI 7	MI 7	TR	114497	510005	246067	521948	4492	5
9/2014	MI 7	MI 7	TR	114497	511136	277072	505038	153808	143
9/2014	MI 7	MI 7	TR	114497	511136	277072	521030	282436	420
9/2014	MI 7	MI 7	TR	114532	510005	246067	521116	42078	14

**ANR Pipeline Company
 Transportation Services
 Fuel By Route Analysis**

VASCR351

Reporting Year: *January - December 2014*
 Production Period: **09/2014**

<u>Production Period</u>	<u>Receipt Segment</u>	<u>Delivery Segment</u>	<u>Service Class</u>	<u>Svc Req Contract</u>	<u>Receipt Location</u>	<u>Receipt Loc Prop</u>	<u>Delivery Location</u>	<u>Delivery Loc Prop</u>	<u>Fuel Quantity</u>
9/2014	MI 7	MI 7	TR	114532	510005	246067	521634	11566	29
9/2014	MI 7	MI 7	TR	114532	510029	2610	505038	153808	103
9/2014	MI 7	MI 7	TR	114532	510029	2610	521014	153852	44
9/2014	MI 7	MI 7	TR	114532	510029	2610	521116	42078	48
9/2014	MI 7	MI 7	TR	114532	510029	2610	521138	11680	37
9/2014	MI 7	MI 7	TR	114532	510029	2610	521160	11590	18
9/2014	MI 7	MI 7	TR	114532	510029	2610	521634	11566	180
9/2014	MI 7	MI 7	TR	114532	510029	2610	521670	40468	83
9/2014	MI 7	MI 7	TR	114532	510029	2610	521942	198847	125
9/2014	MI 7	MI 7	TR	114532	510029	2610	521948	4492	50
9/2014	MI 7	MI 7	TR	114532	511136	277072	505038	153808	444
9/2014	MI 7	MI 7	TR	114532	511136	277072	521014	153852	66
9/2014	MI 7	MI 7	TR	114532	511136	277072	521116	42078	343
9/2014	MI 7	MI 7	TR	114532	511136	277072	521118	11578	17
9/2014	MI 7	MI 7	TR	114532	511136	277072	521122	11751	14
9/2014	MI 7	MI 7	TR	114532	511136	277072	521124	11562	20
9/2014	MI 7	MI 7	TR	114532	511136	277072	521138	11680	84
9/2014	MI 7	MI 7	TR	114532	511136	277072	521160	11590	54
9/2014	MI 7	MI 7	TR	114532	511136	277072	521634	11566	513
9/2014	MI 7	MI 7	TR	114532	511136	277072	521670	40468	173
9/2014	MI 7	MI 7	TR	114532	511136	277072	521942	198847	309
9/2014	MI 7	MI 7	TR	114532	511136	277072	521948	4492	198
9/2014	MI 7	MI 7	TR	114532	511136	277072	521962	139401	16
9/2014	MI 7	MI 7	TR	114567	505038	153808	505137	320550	838
9/2014	MI 7	MI 7	TR	114567	505222	140358	505137	320550	731
9/2014	MI 7	MI 7	TR	114567	505230	153728	505137	320550	82
9/2014	MI 7	MI 7	TR	114604	505230	153728	523029	360888	57
9/2014	MI 7	MI 7	TR	114824	505038	153808	521606	216654	57
9/2014	MI 7	MI 7	TR	114824	505230	153728	521606	216654	10
9/2014	MI 7	MI 7	TR	115823	505038	153808	521962	139401	14
9/2014	MI 7	MI 7	TR	115823	511136	277072	521074	40470	57
9/2014	MI 7	MI 7	TR	115823	511136	277072	521116	42078	7
9/2014	MI 7	MI 7	TR	115823	511136	277072	521118	11578	130

ANR Pipeline Company Transportation Services Fuel By Route Analysis

VASCR351

Reporting Year: *January - December 2014*
Production Period: 09/2014

<u>Production Period</u>	<u>Receipt Segment</u>	<u>Delivery Segment</u>	<u>Service Class</u>	<u>Svc Req Contract</u>	<u>Receipt Location</u>	<u>Receipt Loc Prop</u>	<u>Delivery Location</u>	<u>Delivery Loc Prop</u>	<u>Fuel Quantity</u>
9/2014	MI 7	MI 7	TR	115823	511136	277072	521122	11751	18
9/2014	MI 7	MI 7	TR	115823	511136	277072	521124	11562	8
9/2014	MI 7	MI 7	TR	115823	511136	277072	521138	11680	2
9/2014	MI 7	MI 7	TR	115823	511136	277072	521142	40477	150
9/2014	MI 7	MI 7	TR	115823	511136	277072	521144	11580	427
9/2014	MI 7	MI 7	TR	115823	511136	277072	521146	11785	1
9/2014	MI 7	MI 7	TR	115823	511136	277072	521154	11574	1
9/2014	MI 7	MI 7	TR	115823	511136	277072	521156	11572	2
9/2014	MI 7	MI 7	TR	115823	511136	277072	521158	11581	1
9/2014	MI 7	MI 7	TR	115823	511136	277072	521162	11748	118
9/2014	MI 7	MI 7	TR	115823	511136	277072	521634	11566	158
9/2014	MI 7	MI 7	TR	115823	511136	277072	521670	40468	86
9/2014	MI 7	MI 7	TR	115823	511136	277072	521962	139401	352
9/2014	MI 7	MI 7	TR	115823	511136	277072	523052	467243	65
9/2014	MI 7	MI 7	TR	115823	511158	48644	505038	153808	3,506
9/2014	MI 7	MI 7	TR	116170	511158	48644	505038	153808	1,050
9/2014	MI 7	MI 7	TR	117338	505108	243097	505038	153808	60
9/2014	MI 7	MI 7	TR	117338	511136	277072	505038	153808	3,510
9/2014	MI 7	MI 7	TR	118231	505108	243097	505541	1181282	140
9/2014	MI 7	MI 7	TR	118231	511158	48644	505541	1181282	164
9/2014	MI 7	MI 7	TR	118268	505230	153728	521116	42078	46
9/2014	MI 7	MI 7	TR	118268	513022	338686	521116	42078	2,602
9/2014	MI 7	MI 7	TR	119958	505230	153728	523014	318733	275
9/2014	MI 7	MI 7	TR	119963	505230	153728	521058	282435	96
9/2014	MI 7	MI 7	TR	119970	511136	277072	520021	40785	218
9/2014	MI 7	MI 7	TR	119973	505230	153728	523074	1292925	1
9/2014	MI 7	MI 7	TR	119973	510036	142164	523074	1292925	204
9/2014	MI 7	MI 7	TR	120144	505038	153808	521074	40470	2
9/2014	MI 7	MI 7	TR	120144	505038	153808	521118	11578	23
9/2014	MI 7	MI 7	TR	120144	505038	153808	521122	11751	6
9/2014	MI 7	MI 7	TR	120144	505038	153808	521124	11562	27
9/2014	MI 7	MI 7	TR	120144	505038	153808	521138	11680	2
9/2014	MI 7	MI 7	TR	120144	505038	153808	521142	40477	25

**ANR Pipeline Company
Transportation Services
Fuel By Route Analysis**

VASCR351

Reporting Year: *January - December 2014*
Production Period: 09/2014

<u>Production Period</u>	<u>Receipt Segment</u>	<u>Delivery Segment</u>	<u>Service Class</u>	<u>Svc Req Contract</u>	<u>Receipt Location</u>	<u>Receipt Loc Prop</u>	<u>Delivery Location</u>	<u>Delivery Loc Prop</u>	<u>Fuel Quantity</u>
9/2014	MI 7	MI 7	TR	120144	505038	153808	521144	11580	9
9/2014	MI 7	MI 7	TR	120144	505038	153808	521154	11574	2
9/2014	MI 7	MI 7	TR	120144	505038	153808	521156	11572	2
9/2014	MI 7	MI 7	TR	120144	505038	153808	521158	11581	11
9/2014	MI 7	MI 7	TR	120144	505038	153808	521162	11748	29
9/2014	MI 7	MI 7	TR	120144	505038	153808	521634	11566	4
9/2014	MI 7	MI 7	TR	120144	505038	153808	521670	40468	44
9/2014	MI 7	MI 7	TR	120144	505038	153808	523052	467243	5
9/2014	MI 7	MI 7	TR	120144	511136	277072	521634	11566	4
9/2014	MI 7	MI 7	TR	120144	511158	48644	505038	153808	3,911
9/2014	MI 7	MI 7	TR	120571	505108	243097	505038	153808	30
9/2014	MI 7	MI 7	TR	120571	511158	48644	505038	153808	2,850
9/2014	MI 7	MI 7	TR	120583	505108	243097	505038	153808	1,920
9/2014	MI 7	MI 7	TR	120903	505108	243097	523008	312117	175
9/2014	MI 7	MI 7	TR	120903	505230	153728	523008	312117	9
9/2014	MI 7	MI 7	TR	120903	510029	2610	523008	312117	3
9/2014	MI 7	MI 7	TR	121099	511176	44783	505038	153808	55
9/2014	MI 7	MI 7	TR	121099	511178	40476	505038	153808	60
9/2014	MI 7	MI 7	TR	121099	513023	120743	505038	153808	12
9/2014	MI 7	MI 7	TR	121099	513050	463539	505038	153808	90
9/2014	MI 7	MI 7	TR	121984	511158	48644	505038	153808	88
9/2014	MI 7	MI 7	TR	122029	505038	153808	521634	11566	32
9/2014	MI 7	MI 7	TR	122029	511136	277072	521116	42078	50
9/2014	MI 7	MI 7	TR	122029	511136	277072	521138	11680	5
9/2014	MI 7	MI 7	TR	122029	511136	277072	521634	11566	81
9/2014	MI 7	MI 7	TR	122029	511136	277072	521670	40468	34
9/2014	MI 7	MI 7	TR	122029	511136	277072	521942	198847	4
9/2014	MI 7	MI 7	TR	122029	511136	277072	521948	4492	40
9/2014	MI 7	MI 7	TR	122065	511136	277072	505038	153808	13,382
9/2014	MI 7	MI 7	TR	122065	511136	277072	521104	40849	307
9/2014	MI 7	MI 7	TR	122065	511136	277072	521116	42078	52
9/2014	MI 7	MI 7	TR	122070	511136	277072	505038	153808	496
9/2014	MI 7	MI 7	TR	122177	511136	277072	505038	153808	1,690

**ANR Pipeline Company
 Transportation Services
 Fuel By Route Analysis**
VASCR351

 Reporting Year: *January - December 2014*
 Production Period: **09/2014**

<u>Production Period</u>	<u>Receipt Segment</u>	<u>Delivery Segment</u>	<u>Service Class</u>	<u>Svc Req Contract</u>	<u>Receipt Location</u>	<u>Receipt Loc Prop</u>	<u>Delivery Location</u>	<u>Delivery Loc Prop</u>	<u>Fuel Quantity</u>
9/2014	MI 7	MI 7	TR	122247	511144	48642	521118	11578	13
9/2014	MI 7	MI 7	TR	122247	511144	48642	521162	11748	9
9/2014	MI 7	MI 7	TR	122247	511144	48642	523052	467243	27
9/2014	MI 7	MI 7	TR	122265	511158	48644	505038	153808	2,167
9/2014	MI 7	MI 7	TR	122265	511158	48644	521074	40470	17
9/2014	MI 7	MI 7	TR	122265	511158	48644	521144	11580	7
9/2014	MI 7	MI 7	TR	122265	511158	48644	521146	11785	12
9/2014	MI 7	MI 7	TR	122266	505123	261474	521162	11748	60
9/2014	MI 7	MI 7	TR	122700	511136	277072	505038	153808	2,793
9/2014	MI 7	MI 7	TR	122837	505038	153808	521030	282436	307
9/2014	MI 7	MI 7	TR	123272	510005	246067	521142	40477	12
9/2014	MI 7	MI 7	TR	123297	510029	2610	505038	153808	208
9/2014	MI 7	MI 7	TR	123297	510029	2610	521622	110850	46
9/2014	MI 7	MI 7	TR	123631	505230	153728	521116	42078	32
9/2014	MI 7	MI 7	TR	123643	511136	277072	521142	40477	1
9/2014	MI 7	MI 7	TR	123742	510005	246067	505038	153808	1,591
9/2014	MI 7	MI 7	TR	123976	505038	153808	505038	153808	23
9/2014	MI 7	MI 7	TR	123976	505038	153808	521030	282436	187
9/2014	MI 7	MI 7	TR	123976	510005	246067	505038	153808	11,256
9/2014	MI 7	MI 7	TR	123976	510005	246067	521030	282436	3,615
9/2014	MI 7	MI 7	TR	123976	510005	246067	521690	40892	123
9/2014	MI 7	MI 7	TR	123976	511136	277072	505038	153808	2,545
9/2014	MI 7	MI 7	TR	123976	511136	277072	521030	282436	1,060
9/2014	MI 7	MI 7	TR	124006	505038	153808	521008	11616	38
9/2014	MI 7	MI 7	TR	124006	505038	153808	521138	11680	8
9/2014	MI 7	MI 7	TR	124006	510005	246067	505038	153808	2,558
9/2014	MI 7	MI 7	TR	124006	510005	246067	521116	42078	130
9/2014	MI 7	MI 7	TR	124006	510029	2610	505038	153808	1
9/2014	MI 7	MI 7	TR	124006	511136	277072	505038	153808	240
9/2014	MI 7	MI 7	TR	124006	511136	277072	521116	42078	54
9/2014	MI 7	MI 7	TR	124006	511158	48644	505038	153808	165
9/2014	MI 7	MI 7	TR	124007	510005	246067	505038	153808	2,207
9/2014	MI 7	MI 7	TR	124007	510005	246067	521008	11616	48

**ANR Pipeline Company
 Transportation Services
 Fuel By Route Analysis**

VASCR351

Reporting Year: *January - December 2014*
 Production Period: **09/2014**

<u>Production Period</u>	<u>Receipt Segment</u>	<u>Delivery Segment</u>	<u>Service Class</u>	<u>Svc Req Contract</u>	<u>Receipt Location</u>	<u>Receipt Loc Prop</u>	<u>Delivery Location</u>	<u>Delivery Loc Prop</u>	<u>Fuel Quantity</u>
9/2014	MI 7	MI 7	TR	124007	510005	246067	521116	42078	240
9/2014	MI 7	MI 7	TR	124007	510005	246067	521138	11680	22
9/2014	MI 7	MI 7	TR	124007	510005	246067	521158	11581	299
9/2014	MI 7	MI 7	TR	124007	510005	246067	521634	11566	109
9/2014	MI 7	MI 7	TR	124007	511136	277072	505038	153808	171
9/2014	MI 7	MI 7	TR	124050	505038	153808	521634	11566	310
9/2014	MI 7	MI 7	TR	124050	505038	153808	521690	40892	87
9/2014	MI 7	MI 7	TR	124050	505108	243097	521116	42078	229
9/2014	MI 7	MI 7	TR	124050	505108	243097	521634	11566	2,899
9/2014	MI 7	MI 7	TR	124050	511144	48642	505038	153808	876
9/2014	MI 7	MI 7	TR	124050	511144	48642	521008	11616	70
9/2014	MI 7	MI 7	TR	124050	511144	48642	521634	11566	529
9/2014	MI 7	MI 7	TR	124054	505038	153808	521634	11566	395
9/2014	MI 7	MI 7	TR	124054	505038	153808	521985	278172	418
9/2014	MI 7	MI 7	TR	124054	505108	243097	521116	42078	96
9/2014	MI 7	MI 7	TR	124054	511144	48642	505038	153808	505
9/2014	MI 7	MI 7	TR	124054	511144	48642	521634	11566	110
9/2014	MI 7	MI 7	TR	124054	511144	48642	521985	278172	60
9/2014	MI 7	MI 7	TR	124076	505038	153808	521030	282436	443
9/2014	MI 7	MI 7	TR	124076	510005	246067	505038	153808	1,277
9/2014	MI 7	MI 7	TR	124076	510005	246067	521008	11616	161
9/2014	MI 7	MI 7	TR	124076	510005	246067	521030	282436	416
9/2014	MI 7	MI 7	TR	124076	510005	246067	521690	40892	86
9/2014	MI 7	MI 7	TR	124076	511136	277072	505038	153808	3,787
9/2014	MI 7	MI 7	TR	124076	511136	277072	521030	282436	1,239
9/2014	MI 7	MI 7	TR	124077	505038	153808	521116	42078	12
9/2014	MI 7	MI 7	TR	124077	511144	48642	505038	153808	20
9/2014	MI 7	MI 7	TR	124077	511144	48642	521634	11566	35
9/2014	MI 7	MI 7	TR	124085	510005	246067	505038	153808	3,840
9/2014	MI 7	MI 7	TR	124373	505038	153808	521008	11616	28
9/2014	MI 7	MI 7	TR	124373	505038	153808	521118	11578	6
9/2014	MI 7	MI 7	TR	124373	505038	153808	521124	11562	4
9/2014	MI 7	MI 7	TR	124373	505038	153808	521138	11680	13

**ANR Pipeline Company
 Transportation Services
 Fuel By Route Analysis**
VASCR351

 Reporting Year: *January - December 2014*
 Production Period: 09/2014

<u>Production Period</u>	<u>Receipt Segment</u>	<u>Delivery Segment</u>	<u>Service Class</u>	<u>Svc Req Contract</u>	<u>Receipt Location</u>	<u>Receipt Loc Prop</u>	<u>Delivery Location</u>	<u>Delivery Loc Prop</u>	<u>Fuel Quantity</u>
9/2014	MI 7	MI 7	TR	124373	510005	246067	521014	153852	678
9/2014	MI 7	MI 7	TR	124373	510005	246067	521074	40470	150
9/2014	MI 7	MI 7	TR	124373	510005	246067	521118	11578	84
9/2014	MI 7	MI 7	TR	124373	510005	246067	521124	11562	56
9/2014	MI 7	MI 7	TR	124373	510005	246067	521138	11680	1,117
9/2014	MI 7	MI 7	TR	124373	510005	246067	521144	11580	90
9/2014	MI 7	MI 7	TR	124373	510005	246067	521158	11581	404
9/2014	MI 7	MI 7	TR	124373	510005	246067	521948	4492	120
9/2014	MI 7	MI 7	TR	124380	510005	246067	505038	153808	138
9/2014	MI 7	MI 7	TR	124380	510005	246067	521116	42078	79
9/2014	MI 7	MI 7	TR	124380	510029	2610	505038	153808	112
9/2014	MI 7	MI 7	TR	124380	510029	2610	521116	42078	44
9/2014	MI 7	MI 7	TR	124380	511136	277072	505038	153808	137
9/2014	MI 7	MI 7	TR	124380	511136	277072	521116	42078	105
9/2014	MI 7	MI 7	TR	124572	505108	243097	505137	320550	56
9/2014	MI 7	MI 7	TR	124572	510029	2610	505038	153808	495
9/2014	MI 7	MI 7	TR	124572	510029	2610	505137	320550	56
9/2014	MI 7	MI 7	TR	124572	510029	2610	523008	312117	28
9/2014	MI 7	MI 7	TR	124572	511136	277072	505038	153808	225
9/2014	MI 7	MI 7	TR	124573	505108	243097	505137	320550	32
9/2014	MI 7	MI 7	TR	124573	510029	2610	505038	153808	255
9/2014	MI 7	MI 7	TR	124573	510029	2610	505137	320550	48
9/2014	MI 7	MI 7	TR	124573	510029	2610	523008	312117	24
9/2014	MI 7	MI 7	TR	124573	511136	277072	505038	153808	274
9/2014	MI 7	MI 7	TR	124573	511136	277072	505137	320550	12
9/2014	MI 7	MI 7	TR	124573	511136	277072	523008	312117	32
9/2014	MI 7	MI 7	TR	124579	510005	246067	505038	153808	604
9/2014	MI 7	MI 7	TR	124579	511136	277072	505038	153808	842
9/2014	MI 7	MI 7	TR	124584	510005	246067	505038	153808	910
9/2014	MI 7	MI 7	TR	124584	510005	246067	521074	40470	36
9/2014	MI 7	MI 7	TR	124584	510005	246067	521116	42078	25
9/2014	MI 7	MI 7	TR	124584	510005	246067	521144	11580	579
9/2014	MI 7	MI 7	TR	124777	511158	48644	505038	153808	148

**ANR Pipeline Company
 Transportation Services
 Fuel By Route Analysis**
VASCR351

 Reporting Year: *January - December 2014*
 Production Period: **09/2014**

<u>Production Period</u>	<u>Receipt Segment</u>	<u>Delivery Segment</u>	<u>Service Class</u>	<u>Svc Req Contract</u>	<u>Receipt Location</u>	<u>Receipt Loc Prop</u>	<u>Delivery Location</u>	<u>Delivery Loc Prop</u>	<u>Fuel Quantity</u>
9/2014	MI 7	MI 7	TR	124793	505017	139249	521014	153852	4,080
9/2014	MI 7	MI 7	TR	124793	511158	48644	505038	153808	2,100
9/2014	MI 7	MI 7	TR	124959	505108	243097	505038	153808	78
9/2014	MI 7	MI 7	TR	124968	505108	243097	505038	153808	6
9/2014	MI 7	MI 7	TR	124969	505108	243097	505038	153808	3
9/2014	MI 7	MI 7	TR	124970	505108	243097	505038	153808	12
9/2014	MI 7	MI 7	TR	124996	505038	153808	505137	320550	519
9/2014	MI 7	MI 7	TR	124996	505038	153808	521622	110850	92
9/2014	MI 7	MI 7	TR	124996	505038	153808	523029	360888	182
9/2014	MI 7	MI 7	TR	124996	505108	243097	505038	153808	36
9/2014	MI 7	MI 7	TR	124996	505222	140358	505137	320550	1,447
9/2014	MI 7	MI 7	TR	124996	510029	2610	521116	42078	291
9/2014	MI 7	MI 7	TR	124996	510029	2610	523008	312117	249
9/2014	MI 7	MI 7	TR	124996	511136	277072	505038	153808	9
9/2014	MI 7	MI 7	TR	124996	511136	277072	521116	42078	791
9/2014	MI 7	MI 7	TR	125015	511136	277072	505017	139249	2,820
9/2014	MI 7	MI 7	TR	125022	505108	243097	521116	42078	65
9/2014	MI 7	MI 7	TR	125022	510005	246067	505038	153808	72
9/2014	MI 7	MI 7	TR	125022	510005	246067	521074	40470	41
9/2014	MI 7	MI 7	TR	125022	510005	246067	521116	42078	249
9/2014	MI 7	MI 7	TR	125022	510005	246067	521162	11748	5
9/2014	MI 7	MI 7	TR	125022	511136	277072	521074	40470	1
9/2014	MI 7	MI 7	TR	125022	511136	277072	521116	42078	214
9/2014	MI 7	MI 7	TR	125024	511136	277072	521074	40470	35
9/2014	MI 7	MI 7	TR	125024	511158	48644	505038	153808	654
9/2014	MI 7	MI 7	TR	125029	510005	246067	505038	153808	117
9/2014	MI 7	MI 7	TR	125029	511136	277072	505038	153808	6
9/2014	MI 7	MI 7	TR	125029	511158	48644	505038	153808	1,962
9/2014	MI 7	MI 7	TR	125032	511158	48644	505038	153808	1,223
9/2014	MI 7	MI 7	TR	125033	510005	246067	505038	153808	8
9/2014	MI 7	MI 7	TR	125033	511158	48644	505038	153808	1,494
9/2014	MI 7	MI 7	TR	125034	505108	243097	505038	153808	26
9/2014	MI 7	MI 7	TR	125034	510005	246067	505038	153808	64

ANR Pipeline Company Transportation Services Fuel By Route Analysis

VASCR351

Reporting Year: *January - December 2014*
Production Period: 09/2014

<u>Production Period</u>	<u>Receipt Segment</u>	<u>Delivery Segment</u>	<u>Service Class</u>	<u>Svc Req Contract</u>	<u>Receipt Location</u>	<u>Receipt Loc Prop</u>	<u>Delivery Location</u>	<u>Delivery Loc Prop</u>	<u>Fuel Quantity</u>
9/2014	MI 7	MI 7	TR	125034	511136	277072	505038	153808	80
9/2014	MI 7	MI 7	TR	125034	511158	48644	505038	153808	3,402
9/2014	MI 7	MI 7	TR	125035	510005	246067	505038	153808	253
9/2014	MI 7	MI 7	TR	125035	510005	246067	521116	42078	180
9/2014	MI 7	MI 7	TR	125035	511136	277072	505038	153808	159
9/2014	MI 7	MI 7	TR	125035	511158	48644	505038	153808	1,992
9/2014	MI 7	MI 7	TR	125039	505038	153808	521118	11578	1
9/2014	MI 7	MI 7	TR	125039	505038	153808	521124	11562	1
9/2014	MI 7	MI 7	TR	125039	505038	153808	521138	11680	7
9/2014	MI 7	MI 7	TR	125039	505038	153808	521670	40468	4
9/2014	MI 7	MI 7	TR	125043	510005	246067	521074	40470	7
9/2014	MI 7	MI 7	TR	125043	510005	246067	521142	40477	36
9/2014	MI 7	MI 7	TR	125043	510005	246067	521144	11580	108
9/2014	MI 7	MI 7	TR	125043	510005	246067	521146	11785	4
9/2014	MI 7	MI 7	TR	125043	511136	277072	521074	40470	170
9/2014	MI 7	MI 7	TR	125043	511136	277072	521116	42078	37
9/2014	MI 7	MI 7	TR	125043	511136	277072	521142	40477	63
9/2014	MI 7	MI 7	TR	125043	511136	277072	521144	11580	523
9/2014	MI 7	MI 7	TR	125043	511136	277072	521146	11785	99
9/2014	MI 7	MI 7	TR	125043	511136	277072	521634	11566	509
9/2014	MI 7	MI 7	TR	125051	505038	153808	521030	282436	510
9/2014	MI 7	MI 7	TR	125051	510005	246067	505038	153808	90
9/2014	MI 7	MI 7	TR	125051	510005	246067	521030	282436	1,039
9/2014	MI 7	MI 7	TR	125051	510005	246067	521116	42078	320
9/2014	MI 7	MI 7	TR	125051	510005	246067	521144	11580	18
9/2014	MI 7	MI 7	TR	125051	510005	246067	521634	11566	175
9/2014	MI 7	MI 7	TR	125051	511136	277072	505038	153808	117
9/2014	MI 7	MI 7	TR	125051	511136	277072	521030	282436	922
9/2014	MI 7	MI 7	TR	125070	510005	246067	505038	153808	29
9/2014	MI 7	MI 7	TR	125070	511136	277072	505017	139249	792
9/2014	MI 7	MI 7	TR	125070	511136	277072	505038	153808	44
9/2014	MI 7	MI 7	TR	125156	505108	243097	505038	153808	150
9/2014	MI 7	MI 7	TR	125156	510005	246067	505038	153808	60

**ANR Pipeline Company
 Transportation Services
 Fuel By Route Analysis**
VASCR351

 Reporting Year: *January - December 2014*
 Production Period: **09/2014**

<u>Production Period</u>	<u>Receipt Segment</u>	<u>Delivery Segment</u>	<u>Service Class</u>	<u>Svc Req Contract</u>	<u>Receipt Location</u>	<u>Receipt Loc Prop</u>	<u>Delivery Location</u>	<u>Delivery Loc Prop</u>	<u>Fuel Quantity</u>
9/2014	MI 7	MI 7	TS	109138	505038	153808	505038	153808	46
9/2014	MI 7	MI 7	TS	109171	505038	153808	505038	153808	17
9/2014	MI 7	MI 7	TS	123102	505038	153808	505038	153808	49
9/2014	MI 7	MI 7	TS	123151	505038	153808	505038	153808	9
	Segment								185,840
9/2014	MI 7	MW 6	TR	108985	505038	153808	505005	139233	105
9/2014	MI 7	MW 6	TR	123405	505038	153808	505013	139241	157
9/2014	MI 7	MW 6	TR	124214	505038	153808	521482	4741	68
9/2014	MI 7	MW 6	TR	124480	505038	153808	521420	4602	4
9/2014	MI 7	MW 6	TS	109171	505038	153808	521428	40193	20
9/2014	MI 7	MW 6	TS	110863	505038	153808	521608	171759	2
9/2014	MI 7	MW 6	TS	123147	505038	153808	505029	139367	1
9/2014	MI 7	MW 6	TS	123151	505038	153808	521498	4857	6
9/2014	MI 7	MW 6	TS	123216	505038	153808	521492	4604	2
9/2014	MI 7	MW 6	TS	123221	505038	153808	521496	4689	4
	Segment								369
9/2014	MI 7	WI 7	TR	850	505038	153808	505025	139257	248
9/2014	MI 7	WI 7	TR	1600	505038	153808	505026	139258	649
9/2014	MI 7	WI 7	TR	105428	511136	277072	521250	28841	2
9/2014	MI 7	WI 7	TR	105428	511136	277072	521262	36868	301
9/2014	MI 7	WI 7	TR	106054	511136	277072	521178	28883	1,440
9/2014	MI 7	WI 7	TR	106322	505038	153808	505026	139258	83
9/2014	MI 7	WI 7	TR	106686	511136	277072	521266	28702	16
9/2014	MI 7	WI 7	TR	106955	511136	277072	521172	28846	215
9/2014	MI 7	WI 7	TR	107161	511136	277072	521266	28702	191
9/2014	MI 7	WI 7	TR	107306	511136	277072	521298	28736	116
9/2014	MI 7	WI 7	TR	107478	511136	277072	521324	28794	1,470
9/2014	MI 7	WI 7	TR	107879	505038	153808	505023	139255	317
9/2014	MI 7	WI 7	TR	107879	511136	277072	505023	139255	192
9/2014	MI 7	WI 7	TR	107895	511136	277072	505024	139256	51
9/2014	MI 7	WI 7	TR	107897	505038	153808	505024	139256	529
9/2014	MI 7	WI 7	TR	107899	505038	153808	505024	139256	181

ANR Pipeline Company Transportation Services Fuel By Route Analysis
--

VASCR351

 Reporting Year: *January - December 2014*
 Production Period: 09/2014

<u>Production Period</u>	<u>Receipt Segment</u>	<u>Delivery Segment</u>	<u>Service Class</u>	<u>Svc Req Contract</u>	<u>Receipt Location</u>	<u>Receipt Loc Prop</u>	<u>Delivery Location</u>	<u>Delivery Loc Prop</u>	<u>Fuel Quantity</u>
9/2014	MI 7	WI 7	TR	107899	511136	277072	505024	139256	248
9/2014	MI 7	WI 7	TR	108179	505108	243097	521650	269472	45
9/2014	MI 7	WI 7	TR	108179	505108	243097	523032	384134	321
9/2014	MI 7	WI 7	TR	108179	510005	246067	523032	384134	318
9/2014	MI 7	WI 7	TR	108179	511136	277072	523032	384134	182
9/2014	MI 7	WI 7	TR	108283	510005	246067	521310	28743	342
9/2014	MI 7	WI 7	TR	108283	511136	277072	521266	28702	1
9/2014	MI 7	WI 7	TR	108283	511136	277072	521310	28743	1,365
9/2014	MI 7	WI 7	TR	108283	511136	277072	521810	36869	1
9/2014	MI 7	WI 7	TR	108288	510005	246067	521810	36869	24
9/2014	MI 7	WI 7	TR	108288	511136	277072	521198	28782	27
9/2014	MI 7	WI 7	TR	108288	511136	277072	521676	100052	19
9/2014	MI 7	WI 7	TR	108288	511136	277072	521810	36869	291
9/2014	MI 7	WI 7	TR	109022	505038	153808	521610	261574	40
9/2014	MI 7	WI 7	TR	109025	510005	246067	521610	261574	1,466
9/2014	MI 7	WI 7	TR	109179	511136	277072	521176	28859	34
9/2014	MI 7	WI 7	TR	109179	511136	277072	521248	28811	24
9/2014	MI 7	WI 7	TR	109182	510005	246067	521250	28841	14
9/2014	MI 7	WI 7	TR	109182	511136	277072	521176	28859	15
9/2014	MI 7	WI 7	TR	109182	511136	277072	521250	28841	150
9/2014	MI 7	WI 7	TR	109182	511136	277072	521676	100052	2
9/2014	MI 7	WI 7	TR	109183	510005	246067	521356	28774	108
9/2014	MI 7	WI 7	TR	109183	511136	277072	521356	28774	432
9/2014	MI 7	WI 7	TR	109212	510005	246067	521172	28846	8
9/2014	MI 7	WI 7	TR	109223	511136	277072	521250	28841	121
9/2014	MI 7	WI 7	TR	109415	511136	277072	521316	28831	390
9/2014	MI 7	WI 7	TR	109854	505038	153808	505023	139255	1,347
9/2014	MI 7	WI 7	TR	109893	511136	277072	521676	100052	69
9/2014	MI 7	WI 7	TR	109893	511136	277072	523034	384136	49
9/2014	MI 7	WI 7	TR	109950	511136	277072	521676	100052	150
9/2014	MI 7	WI 7	TR	109952	511136	277072	521330	28761	420
9/2014	MI 7	WI 7	TR	109956	511136	277072	521330	28761	28
9/2014	MI 7	WI 7	TR	109974	505038	153808	521172	28846	2

ANR Pipeline Company Transportation Services Fuel By Route Analysis

VASCR351

Reporting Year: *January - December 2014*
 Production Period: **09/2014**

<u>Production Period</u>	<u>Receipt Segment</u>	<u>Delivery Segment</u>	<u>Service Class</u>	<u>Svc Req Contract</u>	<u>Receipt Location</u>	<u>Receipt Loc Prop</u>	<u>Delivery Location</u>	<u>Delivery Loc Prop</u>	<u>Fuel Quantity</u>
9/2014	MI 7	WI 7	TR	109974	505038	153808	521250	28841	54
9/2014	MI 7	WI 7	TR	109974	505038	153808	521256	174788	133
9/2014	MI 7	WI 7	TR	109974	505038	153808	521786	28798	433
9/2014	MI 7	WI 7	TR	109974	505038	153808	523034	384136	740
9/2014	MI 7	WI 7	TR	109974	505108	243097	523034	384136	91
9/2014	MI 7	WI 7	TR	109974	505230	153728	521172	28846	76
9/2014	MI 7	WI 7	TR	109974	505230	153728	521250	28841	73
9/2014	MI 7	WI 7	TR	109974	505230	153728	521784	28720	116
9/2014	MI 7	WI 7	TR	109974	510005	246067	523034	384136	272
9/2014	MI 7	WI 7	TR	109974	511136	277072	521786	28798	45
9/2014	MI 7	WI 7	TR	109974	511136	277072	523034	384136	161
9/2014	MI 7	WI 7	TR	109976	505038	153808	523034	384136	869
9/2014	MI 7	WI 7	TR	110407	511136	277072	521314	28661	196
9/2014	MI 7	WI 7	TR	110407	511136	277072	521810	36869	40
9/2014	MI 7	WI 7	TR	110885	505038	153808	523034	384136	72
9/2014	MI 7	WI 7	TR	111061	510005	246067	521330	28761	18
9/2014	MI 7	WI 7	TR	111061	511136	277072	521330	28761	522
9/2014	MI 7	WI 7	TR	111200	511136	277072	505025	139257	1,110
9/2014	MI 7	WI 7	TR	111201	511136	277072	521250	28841	18
9/2014	MI 7	WI 7	TR	111202	511136	277072	521172	28846	1
9/2014	MI 7	WI 7	TR	111203	511136	277072	521298	28736	121
9/2014	MI 7	WI 7	TR	111284	511136	277072	505024	139256	1,620
9/2014	MI 7	WI 7	TR	111296	505108	243097	505026	139258	3,479
9/2014	MI 7	WI 7	TR	111297	511136	277072	505023	139255	5,400
9/2014	MI 7	WI 7	TR	111316	510005	246067	521370	28788	124
9/2014	MI 7	WI 7	TR	111494	510005	246067	521172	28846	59
9/2014	MI 7	WI 7	TR	111494	510005	246067	521250	28841	11
9/2014	MI 7	WI 7	TR	111494	510005	246067	521784	28720	36
9/2014	MI 7	WI 7	TR	111494	510005	246067	521786	28798	51
9/2014	MI 7	WI 7	TR	111494	510005	246067	523034	384136	112
9/2014	MI 7	WI 7	TR	111494	511136	277072	521172	28846	643
9/2014	MI 7	WI 7	TR	111494	511136	277072	521250	28841	66
9/2014	MI 7	WI 7	TR	111494	511136	277072	521784	28720	64

**ANR Pipeline Company
 Transportation Services
 Fuel By Route Analysis**
VASCR351

 Reporting Year: *January - December 2014*
 Production Period: **09/2014**

<u>Production Period</u>	<u>Receipt Segment</u>	<u>Delivery Segment</u>	<u>Service Class</u>	<u>Svc Req Contract</u>	<u>Receipt Location</u>	<u>Receipt Loc Prop</u>	<u>Delivery Location</u>	<u>Delivery Loc Prop</u>	<u>Fuel Quantity</u>
9/2014	MI 7	WI 7	TR	111494	511136	277072	523034	384136	641
9/2014	MI 7	WI 7	TR	111730	505038	153808	521786	28798	96
9/2014	MI 7	WI 7	TR	111730	505038	153808	523034	384136	802
9/2014	MI 7	WI 7	TR	111730	505108	243097	521172	28846	27
9/2014	MI 7	WI 7	TR	111730	505108	243097	521250	28841	18
9/2014	MI 7	WI 7	TR	111730	505108	243097	521786	28798	5
9/2014	MI 7	WI 7	TR	111730	505108	243097	523034	384136	318
9/2014	MI 7	WI 7	TR	111730	510005	246067	523034	384136	227
9/2014	MI 7	WI 7	TR	111730	511136	277072	521172	28846	73
9/2014	MI 7	WI 7	TR	111730	511136	277072	521250	28841	2
9/2014	MI 7	WI 7	TR	111730	511136	277072	521784	28720	15
9/2014	MI 7	WI 7	TR	111730	511136	277072	523034	384136	1,846
9/2014	MI 7	WI 7	TR	111864	505108	243097	505026	139258	1,920
9/2014	MI 7	WI 7	TR	111910	511136	277072	510041	11661	2
9/2014	MI 7	WI 7	TR	111910	511136	277072	521012	40226	4
9/2014	MI 7	WI 7	TR	111910	511136	277072	521172	28846	27
9/2014	MI 7	WI 7	TR	111910	511136	277072	521174	28778	230
9/2014	MI 7	WI 7	TR	111910	511136	277072	521176	28859	12
9/2014	MI 7	WI 7	TR	111910	511136	277072	521178	28883	179
9/2014	MI 7	WI 7	TR	111910	511136	277072	521186	42139	200
9/2014	MI 7	WI 7	TR	111910	511136	277072	521196	28771	309
9/2014	MI 7	WI 7	TR	111910	511136	277072	521266	28702	310
9/2014	MI 7	WI 7	TR	111910	511136	277072	521322	28868	29
9/2014	MI 7	WI 7	TR	111910	511136	277072	521350	28660	168
9/2014	MI 7	WI 7	TR	111910	511136	277072	521386	174791	20
9/2014	MI 7	WI 7	TR	111910	511136	277072	521814	36934	28
9/2014	MI 7	WI 7	TR	112059	511136	277072	521314	28661	1,380
9/2014	MI 7	WI 7	TR	112565	505038	153808	521650	269472	1,042
9/2014	MI 7	WI 7	TR	112565	505038	153808	523032	384134	37
9/2014	MI 7	WI 7	TR	112565	510005	246067	523032	384134	45
9/2014	MI 7	WI 7	TR	112565	511136	277072	523032	384134	230
9/2014	MI 7	WI 7	TR	112901	511136	277072	521292	28806	60
9/2014	MI 7	WI 7	TR	112906	511136	277072	521676	100052	30

**ANR Pipeline Company
 Transportation Services
 Fuel By Route Analysis**
VASCR351

 Reporting Year: *January - December 2014*
 Production Period: **09/2014**

<u>Production Period</u>	<u>Receipt Segment</u>	<u>Delivery Segment</u>	<u>Service Class</u>	<u>Svc Req Contract</u>	<u>Receipt Location</u>	<u>Receipt Loc Prop</u>	<u>Delivery Location</u>	<u>Delivery Loc Prop</u>	<u>Fuel Quantity</u>
9/2014	MI 7	WI 7	TR	112958	510005	246067	523047	444972	30
9/2014	MI 7	WI 7	TR	112958	511136	277072	523047	444972	270
9/2014	MI 7	WI 7	TR	113186	510005	246067	523032	384134	212
9/2014	MI 7	WI 7	TR	113186	511136	277072	523032	384134	530
9/2014	MI 7	WI 7	TR	113372	505108	243097	521012	40226	5
9/2014	MI 7	WI 7	TR	113372	505108	243097	521168	28834	3
9/2014	MI 7	WI 7	TR	113479	505038	153808	523034	384136	41
9/2014	MI 7	WI 7	TR	113877	511136	277072	521172	28846	30
9/2014	MI 7	WI 7	TR	113877	511136	277072	521178	28883	25
9/2014	MI 7	WI 7	TR	113877	511136	277072	521196	28771	30
9/2014	MI 7	WI 7	TR	113877	511136	277072	521202	28682	60
9/2014	MI 7	WI 7	TR	113877	511136	277072	521266	28702	30
9/2014	MI 7	WI 7	TR	113877	511136	277072	521268	40497	30
9/2014	MI 7	WI 7	TR	113877	511136	277072	521288	28670	30
9/2014	MI 7	WI 7	TR	113877	511136	277072	521314	28661	5
9/2014	MI 7	WI 7	TR	113878	511136	277072	521784	28720	240
9/2014	MI 7	WI 7	TR	113879	511136	277072	521350	28660	90
9/2014	MI 7	WI 7	TR	113880	511136	277072	521786	28798	210
9/2014	MI 7	WI 7	TR	113881	511136	277072	521266	28702	30
9/2014	MI 7	WI 7	TR	113882	511136	277072	521374	28662	30
9/2014	MI 7	WI 7	TR	113883	511136	277072	521382	174790	30
9/2014	MI 7	WI 7	TR	113884	511136	277072	521172	28846	204
9/2014	MI 7	WI 7	TR	113884	511136	277072	521174	28778	16
9/2014	MI 7	WI 7	TR	113884	511136	277072	521246	28844	120
9/2014	MI 7	WI 7	TR	113884	511136	277072	521374	28662	50
9/2014	MI 7	WI 7	TR	113884	511136	277072	521814	36934	2
9/2014	MI 7	WI 7	TR	113886	511136	277072	521166	40496	120
9/2014	MI 7	WI 7	TR	113887	511136	277072	521186	42139	30
9/2014	MI 7	WI 7	TR	113889	511136	277072	521178	28883	90
9/2014	MI 7	WI 7	TR	113890	511136	277072	521178	28883	11
9/2014	MI 7	WI 7	TR	113890	511136	277072	521196	28771	1
9/2014	MI 7	WI 7	TR	113890	511136	277072	521214	40197	44
9/2014	MI 7	WI 7	TR	113890	511136	277072	521262	36868	22

ANR Pipeline Company Transportation Services Fuel By Route Analysis
--

VASCR351

 Reporting Year: *January - December 2014*
 Production Period: **09/2014**

<u>Production Period</u>	<u>Receipt Segment</u>	<u>Delivery Segment</u>	<u>Service Class</u>	<u>Svc Req Contract</u>	<u>Receipt Location</u>	<u>Receipt Loc Prop</u>	<u>Delivery Location</u>	<u>Delivery Loc Prop</u>	<u>Fuel Quantity</u>
9/2014	MI 7	WI 7	TR	113890	511136	277072	521266	28702	12
9/2014	MI 7	WI 7	TR	113895	511136	277072	521320	28740	30
9/2014	MI 7	WI 7	TR	113901	511136	277072	521378	28704	30
9/2014	MI 7	WI 7	TR	113904	511136	277072	521174	28778	2
9/2014	MI 7	WI 7	TR	113904	511136	277072	521178	28883	2
9/2014	MI 7	WI 7	TR	113904	511136	277072	521196	28771	32
9/2014	MI 7	WI 7	TR	113904	511136	277072	521210	28828	74
9/2014	MI 7	WI 7	TR	113904	511136	277072	521266	28702	10
9/2014	MI 7	WI 7	TR	113906	511136	277072	521344	28734	60
9/2014	MI 7	WI 7	TR	113910	511136	277072	521310	28743	30
9/2014	MI 7	WI 7	TR	113914	511136	277072	521262	36868	30
9/2014	MI 7	WI 7	TR	113915	511136	277072	521168	28834	2
9/2014	MI 7	WI 7	TR	113915	511136	277072	521172	28846	16
9/2014	MI 7	WI 7	TR	113915	511136	277072	521246	28844	94
9/2014	MI 7	WI 7	TR	113915	511136	277072	521262	36868	124
9/2014	MI 7	WI 7	TR	113915	511136	277072	521314	28661	4
9/2014	MI 7	WI 7	TR	113916	511136	277072	521316	28831	30
9/2014	MI 7	WI 7	TR	113917	511136	277072	521262	36868	30
9/2014	MI 7	WI 7	TR	113919	511136	277072	521168	28834	202
9/2014	MI 7	WI 7	TR	113919	511136	277072	521262	36868	8
9/2014	MI 7	WI 7	TR	113921	511136	277072	521260	36867	60
9/2014	MI 7	WI 7	TR	113922	511136	277072	521172	28846	75
9/2014	MI 7	WI 7	TR	113922	511136	277072	521174	28778	277
9/2014	MI 7	WI 7	TR	113922	511136	277072	521178	28883	12
9/2014	MI 7	WI 7	TR	113922	511136	277072	521200	28679	41
9/2014	MI 7	WI 7	TR	113922	511136	277072	521240	28759	18
9/2014	MI 7	WI 7	TR	113922	511136	277072	521262	36868	42
9/2014	MI 7	WI 7	TR	113922	511136	277072	521266	28702	112
9/2014	MI 7	WI 7	TR	113922	511136	277072	521314	28661	63
9/2014	MI 7	WI 7	TR	113922	511136	277072	521784	28720	80
9/2014	MI 7	WI 7	TR	113924	511136	277072	521814	36934	60
9/2014	MI 7	WI 7	TR	113925	511136	277072	521248	28811	30
9/2014	MI 7	WI 7	TR	113928	511136	277072	521178	28883	1

**ANR Pipeline Company
 Transportation Services
 Fuel By Route Analysis**
VASCR351

 Reporting Year: *January - December 2014*
 Production Period: **09/2014**

<u>Production Period</u>	<u>Receipt Segment</u>	<u>Delivery Segment</u>	<u>Service Class</u>	<u>Svc Req Contract</u>	<u>Receipt Location</u>	<u>Receipt Loc Prop</u>	<u>Delivery Location</u>	<u>Delivery Loc Prop</u>	<u>Fuel Quantity</u>
9/2014	MI 7	WI 7	TR	113928	511136	277072	521240	28759	59
9/2014	MI 7	WI 7	TR	113930	511136	277072	521168	28834	36
9/2014	MI 7	WI 7	TR	113930	511136	277072	521172	28846	12
9/2014	MI 7	WI 7	TR	113930	511136	277072	521174	28778	29
9/2014	MI 7	WI 7	TR	113930	511136	277072	521246	28844	66
9/2014	MI 7	WI 7	TR	113930	511136	277072	521262	36868	6
9/2014	MI 7	WI 7	TR	113930	511136	277072	521374	28662	75
9/2014	MI 7	WI 7	TR	113933	511136	277072	521204	28672	120
9/2014	MI 7	WI 7	TR	113936	511136	277072	521174	28778	4
9/2014	MI 7	WI 7	TR	113936	511136	277072	521248	28811	116
9/2014	MI 7	WI 7	TR	113937	511136	277072	521174	28778	1
9/2014	MI 7	WI 7	TR	113937	511136	277072	523034	384136	235
9/2014	MI 7	WI 7	TR	113938	511136	277072	521262	36868	30
9/2014	MI 7	WI 7	TR	113941	511136	277072	521262	36868	30
9/2014	MI 7	WI 7	TR	113944	511136	277072	521784	28720	180
9/2014	MI 7	WI 7	TR	113945	511136	277072	521266	28702	3
9/2014	MI 7	WI 7	TR	113945	511136	277072	521322	28868	2
9/2014	MI 7	WI 7	TR	113945	511136	277072	521814	36934	242
9/2014	MI 7	WI 7	TR	113950	511136	277072	521260	36867	30
9/2014	MI 7	WI 7	TR	113953	511136	277072	521202	28682	30
9/2014	MI 7	WI 7	TR	113956	511136	277072	521324	28794	60
9/2014	MI 7	WI 7	TR	113960	511136	277072	521370	28788	60
9/2014	MI 7	WI 7	TR	113961	511136	277072	521286	28853	30
9/2014	MI 7	WI 7	TR	113963	511136	277072	521336	28738	30
9/2014	MI 7	WI 7	TR	113966	511136	277072	521812	40304	30
9/2014	MI 7	WI 7	TR	113975	511136	277072	521370	28788	60
9/2014	MI 7	WI 7	TR	113976	511136	277072	521012	40226	130
9/2014	MI 7	WI 7	TR	113976	511136	277072	521174	28778	20
9/2014	MI 7	WI 7	TR	113981	511136	277072	521374	28662	60
9/2014	MI 7	WI 7	TR	113987	511136	277072	521012	40226	1
9/2014	MI 7	WI 7	TR	113987	511136	277072	521168	28834	1
9/2014	MI 7	WI 7	TR	113987	511136	277072	521172	28846	17
9/2014	MI 7	WI 7	TR	113987	511136	277072	521174	28778	4

**ANR Pipeline Company
 Transportation Services
 Fuel By Route Analysis**
VASCR351

 Reporting Year: *January - December 2014*
 Production Period: 09/2014

<u>Production Period</u>	<u>Receipt Segment</u>	<u>Delivery Segment</u>	<u>Service Class</u>	<u>Svc Req Contract</u>	<u>Receipt Location</u>	<u>Receipt Loc Prop</u>	<u>Delivery Location</u>	<u>Delivery Loc Prop</u>	<u>Fuel Quantity</u>
9/2014	MI 7	WI 7	TR	113987	511136	277072	521176	28859	14
9/2014	MI 7	WI 7	TR	113987	511136	277072	521178	28883	13
9/2014	MI 7	WI 7	TR	113987	511136	277072	521196	28771	26
9/2014	MI 7	WI 7	TR	113987	511136	277072	521210	28828	3
9/2014	MI 7	WI 7	TR	113987	511136	277072	521214	40197	2
9/2014	MI 7	WI 7	TR	113987	511136	277072	521218	28865	90
9/2014	MI 7	WI 7	TR	113987	511136	277072	521222	28765	15
9/2014	MI 7	WI 7	TR	113987	511136	277072	521226	28881	86
9/2014	MI 7	WI 7	TR	113987	511136	277072	521238	28836	11
9/2014	MI 7	WI 7	TR	113987	511136	277072	521242	139405	10
9/2014	MI 7	WI 7	TR	113987	511136	277072	521262	36868	69
9/2014	MI 7	WI 7	TR	113987	511136	277072	521314	28661	3
9/2014	MI 7	WI 7	TR	113987	511136	277072	521322	28868	10
9/2014	MI 7	WI 7	TR	113987	511136	277072	521676	100052	10
9/2014	MI 7	WI 7	TR	113987	511136	277072	521758	28855	16
9/2014	MI 7	WI 7	TR	113987	511136	277072	521784	28720	384
9/2014	MI 7	WI 7	TR	113987	511136	277072	521814	36934	20
9/2014	MI 7	WI 7	TR	113992	511136	277072	521386	174791	30
9/2014	MI 7	WI 7	TR	113994	511136	277072	521784	28720	120
9/2014	MI 7	WI 7	TR	113998	511136	277072	521200	28679	30
9/2014	MI 7	WI 7	TR	113999	511136	277072	521230	28819	32
9/2014	MI 7	WI 7	TR	113999	511136	277072	521266	28702	28
9/2014	MI 7	WI 7	TR	114000	511136	277072	521174	28778	59
9/2014	MI 7	WI 7	TR	114000	511136	277072	521314	28661	1
9/2014	MI 7	WI 7	TR	114003	511136	277072	521238	28836	4
9/2014	MI 7	WI 7	TR	114004	511136	277072	521012	40226	120
9/2014	MI 7	WI 7	TR	114005	511136	277072	521676	100052	150
9/2014	MI 7	WI 7	TR	114006	511136	277072	521262	36868	30
9/2014	MI 7	WI 7	TR	114007	511136	277072	521168	28834	60
9/2014	MI 7	WI 7	TR	114007	511136	277072	521196	28771	90
9/2014	MI 7	WI 7	TR	114008	511136	277072	521324	28794	30
9/2014	MI 7	WI 7	TR	114009	511136	277072	521178	28883	30
9/2014	MI 7	WI 7	TR	114015	511136	277072	521172	28846	210

ANR Pipeline Company Transportation Services Fuel By Route Analysis
--

VASCR351

 Reporting Year: *January - December 2014*
 Production Period: 09/2014

<u>Production Period</u>	<u>Receipt Segment</u>	<u>Delivery Segment</u>	<u>Service Class</u>	<u>Svc Req Contract</u>	<u>Receipt Location</u>	<u>Receipt Loc Prop</u>	<u>Delivery Location</u>	<u>Delivery Loc Prop</u>	<u>Fuel Quantity</u>
9/2014	MI 7	WI 7	TR	114015	511136	277072	521174	28778	50
9/2014	MI 7	WI 7	TR	114015	511136	277072	521314	28661	10
9/2014	MI 7	WI 7	TR	114505	505108	243097	505026	139258	840
9/2014	MI 7	WI 7	TR	114525	511136	277072	521200	28679	30
9/2014	MI 7	WI 7	TR	114532	511136	277072	521012	40226	7
9/2014	MI 7	WI 7	TR	114668	505038	153808	521256	174788	4
9/2014	MI 7	WI 7	TR	114668	505038	153808	521786	28798	80
9/2014	MI 7	WI 7	TR	114677	511136	277072	521288	28670	1,170
9/2014	MI 7	WI 7	TR	114823	511136	277072	521266	28702	330
9/2014	MI 7	WI 7	TR	115066	505038	153808	505024	139256	84
9/2014	MI 7	WI 7	TR	115066	505108	243097	505024	139256	36
9/2014	MI 7	WI 7	TR	115070	505038	153808	505023	139255	88
9/2014	MI 7	WI 7	TR	115138	511136	277072	521336	28738	27
9/2014	MI 7	WI 7	TR	115224	511136	277072	521012	40226	30
9/2014	MI 7	WI 7	TR	115823	505038	153808	521288	28670	3
9/2014	MI 7	WI 7	TR	115823	505038	153808	521314	28661	2
9/2014	MI 7	WI 7	TR	115823	511136	277072	521288	28670	87
9/2014	MI 7	WI 7	TR	115823	511136	277072	521314	28661	538
9/2014	MI 7	WI 7	TR	115931	511136	277072	521298	28736	60
9/2014	MI 7	WI 7	TR	115957	505038	153808	505504	854822	451
9/2014	MI 7	WI 7	TR	117335	505038	153808	505021	139253	62
9/2014	MI 7	WI 7	TR	117336	511136	277072	521810	36869	23
9/2014	MI 7	WI 7	TR	117354	510005	246067	521262	36868	1,350
9/2014	MI 7	WI 7	TR	117358	505108	243097	505021	139253	60
9/2014	MI 7	WI 7	TR	118789	505108	243097	505024	139256	9
9/2014	MI 7	WI 7	TR	120880	510005	246067	521396	150407	30
9/2014	MI 7	WI 7	TR	121282	511136	277072	521204	28672	41
9/2014	MI 7	WI 7	TR	121282	511136	277072	521266	28702	10
9/2014	MI 7	WI 7	TR	121284	511136	277072	521314	28661	105
9/2014	MI 7	WI 7	TR	121481	511136	277072	521180	28875	29
9/2014	MI 7	WI 7	TR	121932	511136	277072	521266	28702	64
9/2014	MI 7	WI 7	TR	121981	511136	277072	521280	28684	115
9/2014	MI 7	WI 7	TR	121981	511136	277072	521814	36934	26

**ANR Pipeline Company
 Transportation Services
 Fuel By Route Analysis**

VASCR351

Reporting Year: *January - December 2014*
 Production Period: 09/2014

<u>Production Period</u>	<u>Receipt Segment</u>	<u>Delivery Segment</u>	<u>Service Class</u>	<u>Svc Req Contract</u>	<u>Receipt Location</u>	<u>Receipt Loc Prop</u>	<u>Delivery Location</u>	<u>Delivery Loc Prop</u>	<u>Fuel Quantity</u>
9/2014	MI 7	WI 7	TR	121982	511136	277072	521204	28672	43
9/2014	MI 7	WI 7	TR	121982	511136	277072	521218	28865	52
9/2014	MI 7	WI 7	TR	121982	511136	277072	521280	28684	49
9/2014	MI 7	WI 7	TR	121983	510005	246067	521210	28828	206
9/2014	MI 7	WI 7	TR	121983	510005	246067	521250	28841	70
9/2014	MI 7	WI 7	TR	121983	510005	246067	521318	28829	3
9/2014	MI 7	WI 7	TR	121984	511136	277072	521174	28778	31
9/2014	MI 7	WI 7	TR	121984	511136	277072	521178	28883	247
9/2014	MI 7	WI 7	TR	121984	511136	277072	521180	28875	26
9/2014	MI 7	WI 7	TR	121984	511136	277072	521190	28825	119
9/2014	MI 7	WI 7	TR	121984	511136	277072	521238	28836	65
9/2014	MI 7	WI 7	TR	121984	511136	277072	521260	36867	9
9/2014	MI 7	WI 7	TR	121984	511136	277072	521280	28684	43
9/2014	MI 7	WI 7	TR	121984	511136	277072	521336	28738	28
9/2014	MI 7	WI 7	TR	121984	511136	277072	523034	384136	159
9/2014	MI 7	WI 7	TR	121985	511136	277072	521168	28834	43
9/2014	MI 7	WI 7	TR	121985	511136	277072	521180	28875	38
9/2014	MI 7	WI 7	TR	121985	511136	277072	521280	28684	108
9/2014	MI 7	WI 7	TR	121985	511136	277072	521340	28732	9
9/2014	MI 7	WI 7	TR	121985	511136	277072	521392	28730	58
9/2014	MI 7	WI 7	TR	121985	511136	277072	521676	100052	92
9/2014	MI 7	WI 7	TR	121986	511136	277072	521164	28842	12
9/2014	MI 7	WI 7	TR	121986	511136	277072	521174	28778	1
9/2014	MI 7	WI 7	TR	121986	511136	277072	521190	28825	29
9/2014	MI 7	WI 7	TR	121986	511136	277072	521194	40223	120
9/2014	MI 7	WI 7	TR	121986	511136	277072	521230	28819	2
9/2014	MI 7	WI 7	TR	121986	511136	277072	521266	28702	167
9/2014	MI 7	WI 7	TR	121986	511136	277072	521330	28761	246
9/2014	MI 7	WI 7	TR	121986	511136	277072	523034	384136	51
9/2014	MI 7	WI 7	TR	121987	510005	246067	521250	28841	213
9/2014	MI 7	WI 7	TR	121987	510005	246067	521298	28736	476
9/2014	MI 7	WI 7	TR	121988	510005	246067	521676	100052	30
9/2014	MI 7	WI 7	TR	121988	511136	277072	521676	100052	540

**ANR Pipeline Company
 Transportation Services
 Fuel By Route Analysis**
VASCR351

 Reporting Year: *January - December 2014*
 Production Period: 09/2014

<u>Production Period</u>	<u>Receipt Segment</u>	<u>Delivery Segment</u>	<u>Service Class</u>	<u>Svc Req Contract</u>	<u>Receipt Location</u>	<u>Receipt Loc Prop</u>	<u>Delivery Location</u>	<u>Delivery Loc Prop</u>	<u>Fuel Quantity</u>
9/2014	MI 7	WI 7	TR	121989	511136	277072	521344	28734	150
9/2014	MI 7	WI 7	TR	121990	511136	277072	523034	384136	150
9/2014	MI 7	WI 7	TR	121991	510005	246067	521174	28778	19
9/2014	MI 7	WI 7	TR	121991	510005	246067	521180	28875	315
9/2014	MI 7	WI 7	TR	121991	510005	246067	521190	28825	80
9/2014	MI 7	WI 7	TR	121991	510005	246067	521194	40223	140
9/2014	MI 7	WI 7	TR	121991	510005	246067	521198	28782	65
9/2014	MI 7	WI 7	TR	121991	510005	246067	521266	28702	355
9/2014	MI 7	WI 7	TR	121991	510005	246067	521322	28868	93
9/2014	MI 7	WI 7	TR	121991	510005	246067	521676	100052	41
9/2014	MI 7	WI 7	TR	121992	510005	246067	521330	28761	270
9/2014	MI 7	WI 7	TR	121993	511136	277072	521270	28676	30
9/2014	MI 7	WI 7	TR	121994	511136	277072	521288	28670	150
9/2014	MI 7	WI 7	TR	121995	511136	277072	521786	28798	30
9/2014	MI 7	WI 7	TR	121996	511136	277072	521188	28862	88
9/2014	MI 7	WI 7	TR	121997	511136	277072	521218	28865	30
9/2014	MI 7	WI 7	TR	121998	511136	277072	521164	28842	29
9/2014	MI 7	WI 7	TR	121999	511136	277072	521356	28774	90
9/2014	MI 7	WI 7	TR	122070	511136	277072	521250	28841	74
9/2014	MI 7	WI 7	TR	122265	510005	246067	521012	40226	559
9/2014	MI 7	WI 7	TR	122265	510005	246067	521164	28842	2
9/2014	MI 7	WI 7	TR	122265	510005	246067	521174	28778	57
9/2014	MI 7	WI 7	TR	122265	510005	246067	521180	28875	47
9/2014	MI 7	WI 7	TR	122265	510005	246067	521190	28825	37
9/2014	MI 7	WI 7	TR	122265	510005	246067	521238	28836	9
9/2014	MI 7	WI 7	TR	122265	510005	246067	521240	28759	19
9/2014	MI 7	WI 7	TR	122265	510005	246067	521246	28844	606
9/2014	MI 7	WI 7	TR	122265	510005	246067	521250	28841	422
9/2014	MI 7	WI 7	TR	122265	510005	246067	521266	28702	131
9/2014	MI 7	WI 7	TR	122265	510005	246067	521322	28868	76
9/2014	MI 7	WI 7	TR	122265	510005	246067	521676	100052	511
9/2014	MI 7	WI 7	TR	122265	510005	246067	521786	28798	129
9/2014	MI 7	WI 7	TR	122265	510005	246067	523034	384136	8

**ANR Pipeline Company
 Transportation Services
 Fuel By Route Analysis**
VASCR351

 Reporting Year: *January - December 2014*
 Production Period: **09/2014**

<u>Production Period</u>	<u>Receipt Segment</u>	<u>Delivery Segment</u>	<u>Service Class</u>	<u>Svc Req Contract</u>	<u>Receipt Location</u>	<u>Receipt Loc Prop</u>	<u>Delivery Location</u>	<u>Delivery Loc Prop</u>	<u>Fuel Quantity</u>
9/2014	MI 7	WI 7	TR	122266	511136	277072	521012	40226	89
9/2014	MI 7	WI 7	TR	122266	511136	277072	521164	28842	21
9/2014	MI 7	WI 7	TR	122266	511136	277072	521324	28794	90
9/2014	MI 7	WI 7	TR	122266	511136	277072	521372	11703	178
9/2014	MI 7	WI 7	TR	122267	510005	246067	521164	28842	3
9/2014	MI 7	WI 7	TR	122267	510005	246067	521176	28859	24
9/2014	MI 7	WI 7	TR	122267	510005	246067	521238	28836	71
9/2014	MI 7	WI 7	TR	122267	510005	246067	521240	28759	38
9/2014	MI 7	WI 7	TR	122267	510005	246067	521250	28841	59
9/2014	MI 7	WI 7	TR	122267	510005	246067	521260	36867	360
9/2014	MI 7	WI 7	TR	122267	510005	246067	523034	384136	19
9/2014	MI 7	WI 7	TR	122268	510005	246067	521164	28842	17
9/2014	MI 7	WI 7	TR	122268	510005	246067	521812	40304	163
9/2014	MI 7	WI 7	TR	122268	511136	277072	521164	28842	33
9/2014	MI 7	WI 7	TR	122268	511136	277072	521812	40304	297
9/2014	MI 7	WI 7	TR	122269	511136	277072	521164	28842	12
9/2014	MI 7	WI 7	TR	122269	511136	277072	521314	28661	30
9/2014	MI 7	WI 7	TR	122269	511136	277072	521372	11703	371
9/2014	MI 7	WI 7	TR	122837	505038	153808	521654	284917	156
9/2014	MI 7	WI 7	TR	123169	511136	277072	521306	28741	240
9/2014	MI 7	WI 7	TR	123170	511136	277072	521356	28774	570
9/2014	MI 7	WI 7	TR	123265	511136	277072	521288	28670	1,110
9/2014	MI 7	WI 7	TR	123266	511136	277072	521288	28670	150
9/2014	MI 7	WI 7	TR	123268	511136	277072	521174	28778	13
9/2014	MI 7	WI 7	TR	123268	511136	277072	521180	28875	96
9/2014	MI 7	WI 7	TR	123268	511136	277072	521190	28825	19
9/2014	MI 7	WI 7	TR	123268	511136	277072	521240	28759	9
9/2014	MI 7	WI 7	TR	123268	511136	277072	521324	28794	236
9/2014	MI 7	WI 7	TR	123269	511136	277072	521176	28859	23
9/2014	MI 7	WI 7	TR	123269	511136	277072	521180	28875	26
9/2014	MI 7	WI 7	TR	123269	511136	277072	521190	28825	49
9/2014	MI 7	WI 7	TR	123269	511136	277072	521230	28819	2
9/2014	MI 7	WI 7	TR	123269	511136	277072	521240	28759	60

ANR Pipeline Company Transportation Services Fuel By Route Analysis
--

VASCR351

 Reporting Year: *January - December 2014*
 Production Period: **09/2014**

<u>Production Period</u>	<u>Receipt Segment</u>	<u>Delivery Segment</u>	<u>Service Class</u>	<u>Svc Req Contract</u>	<u>Receipt Location</u>	<u>Receipt Loc Prop</u>	<u>Delivery Location</u>	<u>Delivery Loc Prop</u>	<u>Fuel Quantity</u>
9/2014	MI 7	WI 7	TR	123269	511136	277072	521324	28794	298
9/2014	MI 7	WI 7	TR	123269	511136	277072	523034	384136	83
9/2014	MI 7	WI 7	TR	123270	511136	277072	521190	28825	90
9/2014	MI 7	WI 7	TR	123271	510005	246067	521306	28741	150
9/2014	MI 7	WI 7	TR	123272	511136	277072	521178	28883	486
9/2014	MI 7	WI 7	TR	123272	511136	277072	521324	28794	30
9/2014	MI 7	WI 7	TR	123308	511136	277072	521164	28842	5
9/2014	MI 7	WI 7	TR	123308	511136	277072	521814	36934	115
9/2014	MI 7	WI 7	TR	123397	505108	243097	521266	28702	120
9/2014	MI 7	WI 7	TR	123397	510005	246067	521266	28702	60
9/2014	MI 7	WI 7	TR	123398	510005	246067	521392	28730	150
9/2014	MI 7	WI 7	TR	123631	505108	243097	523035	387791	73
9/2014	MI 7	WI 7	TR	123631	510029	2610	523035	387791	525
9/2014	MI 7	WI 7	TR	123631	511136	277072	523035	387791	86
9/2014	MI 7	WI 7	TR	123643	511136	277072	521164	28842	409
9/2014	MI 7	WI 7	TR	123643	511136	277072	521174	28778	9
9/2014	MI 7	WI 7	TR	123643	511136	277072	521178	28883	57
9/2014	MI 7	WI 7	TR	123643	511136	277072	521314	28661	70
9/2014	MI 7	WI 7	TR	123648	511136	277072	521316	28831	348
9/2014	MI 7	WI 7	TR	123800	511136	277072	521374	28662	210
9/2014	MI 7	WI 7	TR	123976	510005	246067	521314	28661	37
9/2014	MI 7	WI 7	TR	123976	510005	246067	521654	284917	166
9/2014	MI 7	WI 7	TR	123976	510005	246067	523032	384134	85
9/2014	MI 7	WI 7	TR	123976	510005	246067	523034	384136	36
9/2014	MI 7	WI 7	TR	123976	511136	277072	521012	40226	30
9/2014	MI 7	WI 7	TR	123976	511136	277072	521172	28846	1,353
9/2014	MI 7	WI 7	TR	123976	511136	277072	521174	28778	75
9/2014	MI 7	WI 7	TR	123976	511136	277072	521200	28679	1
9/2014	MI 7	WI 7	TR	123976	511136	277072	521246	28844	6
9/2014	MI 7	WI 7	TR	123976	511136	277072	521250	28841	752
9/2014	MI 7	WI 7	TR	123976	511136	277072	521266	28702	263
9/2014	MI 7	WI 7	TR	123976	511136	277072	521314	28661	667
9/2014	MI 7	WI 7	TR	123976	511136	277072	521650	269472	1,092

ANR Pipeline Company Transportation Services Fuel By Route Analysis
--

VASCR351

 Reporting Year: *January - December 2014*
 Production Period: **09/2014**

<u>Production Period</u>	<u>Receipt Segment</u>	<u>Delivery Segment</u>	<u>Service Class</u>	<u>Svc Reg Contract</u>	<u>Receipt Location</u>	<u>Receipt Loc Prop</u>	<u>Delivery Location</u>	<u>Delivery Loc Prop</u>	<u>Fuel Quantity</u>
9/2014	MI 7	WI 7	TR	123976	511136	277072	521654	284917	191
9/2014	MI 7	WI 7	TR	123976	511136	277072	521784	28720	12
9/2014	MI 7	WI 7	TR	123976	511136	277072	523032	384134	2,283
9/2014	MI 7	WI 7	TR	123976	511136	277072	523034	384136	1,862
9/2014	MI 7	WI 7	TR	124006	510005	246067	521266	28702	6
9/2014	MI 7	WI 7	TR	124006	510005	246067	521314	28661	9
9/2014	MI 7	WI 7	TR	124006	510005	246067	521676	100052	70
9/2014	MI 7	WI 7	TR	124006	510005	246067	523034	384136	2
9/2014	MI 7	WI 7	TR	124006	511136	277072	521314	28661	2
9/2014	MI 7	WI 7	TR	124007	505108	243097	521314	28661	31
9/2014	MI 7	WI 7	TR	124007	510005	246067	521034	183670	28
9/2014	MI 7	WI 7	TR	124007	510005	246067	521314	28661	298
9/2014	MI 7	WI 7	TR	124007	510005	246067	521676	100052	232
9/2014	MI 7	WI 7	TR	124007	510005	246067	523032	384134	280
9/2014	MI 7	WI 7	TR	124007	510005	246067	523034	384136	240
9/2014	MI 7	WI 7	TR	124007	511136	277072	521314	28661	288
9/2014	MI 7	WI 7	TR	124007	511136	277072	521676	100052	285
9/2014	MI 7	WI 7	TR	124007	511136	277072	523032	384134	20
9/2014	MI 7	WI 7	TR	124050	505038	153808	523034	384136	103
9/2014	MI 7	WI 7	TR	124050	505108	243097	523032	384134	90
9/2014	MI 7	WI 7	TR	124050	505108	243097	523034	384136	91
9/2014	MI 7	WI 7	TR	124050	511144	48642	523032	384134	1
9/2014	MI 7	WI 7	TR	124054	505038	153808	521172	28846	92
9/2014	MI 7	WI 7	TR	124054	505038	153808	523034	384136	46
9/2014	MI 7	WI 7	TR	124076	510005	246067	523034	384136	69
9/2014	MI 7	WI 7	TR	124076	511136	277072	521250	28841	31
9/2014	MI 7	WI 7	TR	124076	511136	277072	523032	384134	95
9/2014	MI 7	WI 7	TR	124174	511136	277072	521266	28702	510
9/2014	MI 7	WI 7	TR	124175	511136	277072	521314	28661	180
9/2014	MI 7	WI 7	TR	124176	511136	277072	521298	28736	120
9/2014	MI 7	WI 7	TR	124177	511136	277072	521196	28771	30
9/2014	MI 7	WI 7	TR	124178	511136	277072	521322	28868	60
9/2014	MI 7	WI 7	TR	124196	510029	2610	521314	28661	100

ANR Pipeline Company Transportation Services Fuel By Route Analysis

VASCR351

Reporting Year: *January - December 2014*
Production Period: *09/2014*

<u>Production Period</u>	<u>Receipt Segment</u>	<u>Delivery Segment</u>	<u>Service Class</u>	<u>Svc Req Contract</u>	<u>Receipt Location</u>	<u>Receipt Loc Prop</u>	<u>Delivery Location</u>	<u>Delivery Loc Prop</u>	<u>Fuel Quantity</u>
9/2014	MI 7	WI 7	TR	124196	510029	2610	523035	387791	901
9/2014	MI 7	WI 7	TR	124196	511136	277072	523035	387791	13
9/2014	MI 7	WI 7	TR	124197	510029	2610	523035	387791	390
9/2014	MI 7	WI 7	TR	124373	510005	246067	521314	28661	1,057
9/2014	MI 7	WI 7	TR	124373	510005	246067	521676	100052	5
9/2014	MI 7	WI 7	TR	124373	510005	246067	523032	384134	8
9/2014	MI 7	WI 7	TR	124373	511136	277072	521034	183670	5
9/2014	MI 7	WI 7	TR	124373	511136	277072	521314	28661	602
9/2014	MI 7	WI 7	TR	124373	511136	277072	521676	100052	68
9/2014	MI 7	WI 7	TR	124572	510029	2610	521654	284917	12
9/2014	MI 7	WI 7	TR	124572	510029	2610	523035	387791	28
9/2014	MI 7	WI 7	TR	124572	511136	277072	523034	384136	37
9/2014	MI 7	WI 7	TR	124573	510029	2610	521650	269472	12
9/2014	MI 7	WI 7	TR	124573	510029	2610	523034	384136	42
9/2014	MI 7	WI 7	TR	124573	510029	2610	523035	387791	18
9/2014	MI 7	WI 7	TR	124573	511136	277072	523032	384134	16
9/2014	MI 7	WI 7	TR	124579	510005	246067	521256	174788	6
9/2014	MI 7	WI 7	TR	124579	510005	246067	521650	269472	14
9/2014	MI 7	WI 7	TR	124579	510005	246067	521654	284917	20
9/2014	MI 7	WI 7	TR	124579	510005	246067	521786	28798	1
9/2014	MI 7	WI 7	TR	124579	510005	246067	523032	384134	130
9/2014	MI 7	WI 7	TR	124579	510005	246067	523034	384136	82
9/2014	MI 7	WI 7	TR	124579	511136	277072	521256	174788	23
9/2014	MI 7	WI 7	TR	124579	511136	277072	521650	269472	30
9/2014	MI 7	WI 7	TR	124579	511136	277072	521654	284917	46
9/2014	MI 7	WI 7	TR	124579	511136	277072	523032	384134	213
9/2014	MI 7	WI 7	TR	124579	511136	277072	523034	384136	219
9/2014	MI 7	WI 7	TR	124584	510005	246067	521164	28842	49
9/2014	MI 7	WI 7	TR	124584	510005	246067	521178	28883	3
9/2014	MI 7	WI 7	TR	124584	510005	246067	521314	28661	5
9/2014	MI 7	WI 7	TR	124584	511136	277072	521164	28842	85
9/2014	MI 7	WI 7	TR	124584	511136	277072	521314	28661	1,000
9/2014	MI 7	WI 7	TR	124586	511136	277072	521178	28883	1,763

**ANR Pipeline Company
 Transportation Services
 Fuel By Route Analysis**
VASCR351

 Reporting Year: *January - December 2014*
 Production Period: **09/2014**

<u>Production Period</u>	<u>Receipt Segment</u>	<u>Delivery Segment</u>	<u>Service Class</u>	<u>Svc Req Contract</u>	<u>Receipt Location</u>	<u>Receipt Loc Prop</u>	<u>Delivery Location</u>	<u>Delivery Loc Prop</u>	<u>Fuel Quantity</u>
9/2014	MI 7	WI 7	TR	124732	505108	243097	521322	28868	450
9/2014	MI 7	WI 7	TR	124733	505108	243097	521266	28702	43
9/2014	MI 7	WI 7	TR	124733	510005	246067	521266	28702	2
9/2014	MI 7	WI 7	TR	124959	505108	243097	521786	28798	15
9/2014	MI 7	WI 7	TR	124959	510005	246067	521650	269472	17
9/2014	MI 7	WI 7	TR	124959	510005	246067	523032	384134	140
9/2014	MI 7	WI 7	TR	124959	511136	277072	523032	384134	28
9/2014	MI 7	WI 7	TR	124968	510005	246067	523032	384134	2
9/2014	MI 7	WI 7	TR	124969	510005	246067	523032	384134	1
9/2014	MI 7	WI 7	TR	124970	510005	246067	523032	384134	4
9/2014	MI 7	WI 7	TR	124996	505038	153808	521654	284917	221
9/2014	MI 7	WI 7	TR	124996	505038	153808	523032	384134	184
9/2014	MI 7	WI 7	TR	124996	505038	153808	523034	384136	21
9/2014	MI 7	WI 7	TR	124996	505038	153808	523035	387791	384
9/2014	MI 7	WI 7	TR	124996	505038	153808	523042	439345	46
9/2014	MI 7	WI 7	TR	125023	505108	243097	521650	269472	46
9/2014	MI 7	WI 7	TR	125023	505108	243097	521654	284917	136
9/2014	MI 7	WI 7	TR	125023	505108	243097	523032	384134	363
9/2014	MI 7	WI 7	TR	125023	505108	243097	523034	384136	56
9/2014	MI 7	WI 7	TR	125024	510005	246067	521172	28846	147
9/2014	MI 7	WI 7	TR	125024	510005	246067	521252	28779	38
9/2014	MI 7	WI 7	TR	125024	510005	246067	521814	36934	31
9/2014	MI 7	WI 7	TR	125024	511136	277072	521012	40226	23
9/2014	MI 7	WI 7	TR	125024	511136	277072	521168	28834	21
9/2014	MI 7	WI 7	TR	125024	511136	277072	521172	28846	166
9/2014	MI 7	WI 7	TR	125024	511136	277072	521174	28778	58
9/2014	MI 7	WI 7	TR	125024	511136	277072	521198	28782	28
9/2014	MI 7	WI 7	TR	125024	511136	277072	521212	28882	56
9/2014	MI 7	WI 7	TR	125024	511136	277072	521214	40197	213
9/2014	MI 7	WI 7	TR	125024	511136	277072	521218	28865	51
9/2014	MI 7	WI 7	TR	125024	511136	277072	521230	28819	170
9/2014	MI 7	WI 7	TR	125024	511136	277072	521240	28759	39
9/2014	MI 7	WI 7	TR	125024	511136	277072	521246	28844	83

**ANR Pipeline Company
 Transportation Services
 Fuel By Route Analysis**

VASCR351

Reporting Year: *January - December 2014*
 Production Period: 09/2014

<u>Production Period</u>	<u>Receipt Segment</u>	<u>Delivery Segment</u>	<u>Service Class</u>	<u>Svc Req Contract</u>	<u>Receipt Location</u>	<u>Receipt Loc Prop</u>	<u>Delivery Location</u>	<u>Delivery Loc Prop</u>	<u>Fuel Quantity</u>
9/2014	MI 7	WI 7	TR	125024	511136	277072	521252	28779	291
9/2014	MI 7	WI 7	TR	125024	511136	277072	521260	36867	113
9/2014	MI 7	WI 7	TR	125024	511136	277072	521266	28702	19
9/2014	MI 7	WI 7	TR	125024	511136	277072	521288	28670	9
9/2014	MI 7	WI 7	TR	125024	511136	277072	521298	28736	50
9/2014	MI 7	WI 7	TR	125024	511136	277072	521302	28747	56
9/2014	MI 7	WI 7	TR	125024	511136	277072	521314	28661	119
9/2014	MI 7	WI 7	TR	125024	511136	277072	521316	28831	17
9/2014	MI 7	WI 7	TR	125024	511136	277072	521324	28794	253
9/2014	MI 7	WI 7	TR	125024	511136	277072	521336	28738	80
9/2014	MI 7	WI 7	TR	125024	511136	277072	521356	28774	112
9/2014	MI 7	WI 7	TR	125024	511136	277072	521374	28662	36
9/2014	MI 7	WI 7	TR	125024	511136	277072	521784	28720	149
9/2014	MI 7	WI 7	TR	125024	511136	277072	521812	40304	19
9/2014	MI 7	WI 7	TR	125024	511136	277072	521814	36934	211
9/2014	MI 7	WI 7	TR	125024	511136	277072	523041	395460	287
9/2014	MI 7	WI 7	TR	125029	510005	246067	521172	28846	32
9/2014	MI 7	WI 7	TR	125029	510005	246067	521784	28720	199
9/2014	MI 7	WI 7	TR	125029	510005	246067	523032	384134	291
9/2014	MI 7	WI 7	TR	125029	511136	277072	521172	28846	111
9/2014	MI 7	WI 7	TR	125029	511136	277072	521784	28720	399
9/2014	MI 7	WI 7	TR	125029	511136	277072	523032	384134	215
9/2014	MI 7	WI 7	TR	125030	505108	243097	523032	384134	59
9/2014	MI 7	WI 7	TR	125030	505108	243097	523034	384136	255
9/2014	MI 7	WI 7	TR	125031	505108	243097	521654	284917	37
9/2014	MI 7	WI 7	TR	125035	511136	277072	521784	28720	44
9/2014	MI 7	WI 7	TR	125039	511136	277072	521164	28842	40
9/2014	MI 7	WI 7	TR	125039	511136	277072	521174	28778	586
9/2014	MI 7	WI 7	TR	125039	511136	277072	521178	28883	143
9/2014	MI 7	WI 7	TR	125039	511136	277072	521324	28794	235
9/2014	MI 7	WI 7	TR	125039	511136	277072	521676	100052	91
9/2014	MI 7	WI 7	TR	125042	510005	246067	521172	28846	30
9/2014	MI 7	WI 7	TR	125042	511136	277072	521012	40226	71

**ANR Pipeline Company
 Transportation Services
 Fuel By Route Analysis**

VASCR351

Reporting Year: *January - December 2014*
 Production Period: **09/2014**

<u>Production Period</u>	<u>Receipt Segment</u>	<u>Delivery Segment</u>	<u>Service Class</u>	<u>Svc Req Contract</u>	<u>Receipt Location</u>	<u>Receipt Loc Prop</u>	<u>Delivery Location</u>	<u>Delivery Loc Prop</u>	<u>Fuel Quantity</u>
9/2014	MI 7	WI 7	TR	125042	511136	277072	521182	28854	140
9/2014	MI 7	WI 7	TR	125042	511136	277072	521214	40197	188
9/2014	MI 7	WI 7	TR	125042	511136	277072	521220	28766	199
9/2014	MI 7	WI 7	TR	125042	511136	277072	521240	28759	40
9/2014	MI 7	WI 7	TR	125042	511136	277072	521246	28844	120
9/2014	MI 7	WI 7	TR	125042	511136	277072	521250	28841	107
9/2014	MI 7	WI 7	TR	125042	511136	277072	521298	28736	41
9/2014	MI 7	WI 7	TR	125042	511136	277072	521322	28868	135
9/2014	MI 7	WI 7	TR	125042	511136	277072	521324	28794	35
9/2014	MI 7	WI 7	TR	125042	511136	277072	521328	28763	162
9/2014	MI 7	WI 7	TR	125042	511136	277072	521330	28761	135
9/2014	MI 7	WI 7	TR	125042	511136	277072	521336	28738	20
9/2014	MI 7	WI 7	TR	125042	511136	277072	521350	28660	85
9/2014	MI 7	WI 7	TR	125042	511136	277072	521370	28788	11
9/2014	MI 7	WI 7	TR	125042	511136	277072	521392	28730	101
9/2014	MI 7	WI 7	TR	125042	511136	277072	521676	100052	125
9/2014	MI 7	WI 7	TR	125042	511136	277072	521786	28798	81
9/2014	MI 7	WI 7	TR	125042	511136	277072	521814	36934	149
9/2014	MI 7	WI 7	TR	125043	505038	153808	521164	28842	74
9/2014	MI 7	WI 7	TR	125043	510005	246067	521164	28842	10
9/2014	MI 7	WI 7	TR	125043	510005	246067	521314	28661	50
9/2014	MI 7	WI 7	TR	125043	511136	277072	521164	28842	469
9/2014	MI 7	WI 7	TR	125043	511136	277072	521174	28778	180
9/2014	MI 7	WI 7	TR	125043	511136	277072	521178	28883	753
9/2014	MI 7	WI 7	TR	125043	511136	277072	521180	28875	51
9/2014	MI 7	WI 7	TR	125043	511136	277072	521280	28684	24
9/2014	MI 7	WI 7	TR	125043	511136	277072	521324	28794	989
9/2014	MI 7	WI 7	TR	125043	511136	277072	521676	100052	96
9/2014	MI 7	WI 7	TR	125043	511136	277072	523034	384136	5
9/2014	MI 7	WI 7	TR	125156	505108	243097	521786	28798	30
9/2014	MI 7	WI 7	TS	121185	505038	153808	523034	384136	18
9/2014	MI 7	WI 7	TS	123220	505038	153808	521392	28730	1

Segment
103,036

ANR Pipeline Company Transportation Services Fuel By Route Analysis
--

VASCR351

 Reporting Year: *January - December 2014*
 Production Period: **09/2014**

<u>Production Period</u>	<u>Receipt Segment</u>	<u>Delivery Segment</u>	<u>Service Class</u>	<u>Svc Req Contract</u>	<u>Receipt Location</u>	<u>Receipt Loc Prop</u>	<u>Delivery Location</u>	<u>Delivery Loc Prop</u>	<u>Fuel Quantity</u>
9/2014	MW 5	MI 7	TR	123297	510016	5751	505038	153808	71
9/2014	MW 5	MI 7	TR	123297	510016	5751	505137	320550	172
	Segment								243
9/2014	MW 5	MW 6	TR	114767	513067	696539	521608	171759	90
	Segment								90
9/2014	MW 5	WI 7	TR	123297	510016	5751	523035	387791	17
	Segment								17
9/2014	MW 6	MI 7	TR	750	505014	139246	505038	153808	171
9/2014	MW 6	MI 7	TR	108985	505005	139233	505038	153808	21
9/2014	MW 6	MI 7	TR	123405	505013	139241	505038	153808	923
9/2014	MW 6	MI 7	TR	124214	521482	4741	505038	153808	50
9/2014	MW 6	MI 7	TR	124214	521482	4741	521116	42078	780
9/2014	MW 6	MI 7	TR	124480	521420	4602	505038	153808	67
	Segment								2,012
9/2014	SE 1	ME 2	TR	114655	511164	186900	521044	261572	561
	Segment								561
9/2014	SE 1	ME 3	TR	106116	511164	186900	505007	139235	119
9/2014	SE 1	ME 3	TR	111963	511164	186900	521626	40184	386
	Segment								505
9/2014	SE 1	MI 7	TR	111963	511164	186900	521116	42078	57
	Segment								57
9/2014	SE 1	SE 1	TR	106779	505544	1250765	505276	325427	120
9/2014	SE 1	SE 1	TR	108649	505544	1250765	505276	325427	210
9/2014	SE 1	SE 1	TR	112268	510003	135819	505276	325427	10
9/2014	SE 1	SE 1	TR	115495	505544	1250765	505276	325427	60
9/2014	SE 1	SE 1	TR	115821	505544	1250765	505358	345116	60
9/2014	SE 1	SE 1	TR	119427	505544	1250765	505276	325427	30
9/2014	SE 1	SE 1	TR	120969	510003	135819	505276	325427	64
9/2014	SE 1	SE 1	TR	121272	510003	135819	505276	325427	70
9/2014	SE 1	SE 1	TR	123663	505544	1250765	505276	325427	331

**ANR Pipeline Company
 Transportation Services
 Fuel By Route Analysis**
VASCR351

 Reporting Year: *January - December 2014*
 Production Period: 09/2014

<u>Production Period</u>	<u>Receipt Segment</u>	<u>Delivery Segment</u>	<u>Service Class</u>	<u>Svc Req Contract</u>	<u>Receipt Location</u>	<u>Receipt Loc Prop</u>	<u>Delivery Location</u>	<u>Delivery Loc Prop</u>	<u>Fuel Quantity</u>
9/2014	SE 1	SE 1	TR	123663	510003	135819	505276	325427	6
9/2014	SE 1	SE 1	TR	124698	505544	1250765	505276	325427	120
9/2014	SE 1	SE 1	TR	124780	505544	1250765	523064	766185	568
9/2014	SE 1	SE 1	TR	124930	505544	1250765	505276	325427	210
	Segment								1,859
9/2014	SE 2	ME 2	TR	104491	505002	103565	521982	283195	59
9/2014	SE 2	ME 2	TR	106309	505002	103565	521594	20666	630
9/2014	SE 2	ME 2	TR	108766	505002	103565	520031	40715	15
9/2014	SE 2	ME 2	TR	114655	505264	68285	521044	261572	148
9/2014	SE 2	ME 2	TR	120643	505002	103565	523069	1055519	271
9/2014	SE 2	ME 2	TR	121148	505002	103565	521660	153751	1,334
9/2014	SE 2	ME 2	TR	121721	505002	103565	521536	20046	412
9/2014	SE 2	ME 2	TR	122805	505002	103565	523073	1292823	299
9/2014	SE 2	ME 2	TR	124686	505002	103565	521660	153751	675
9/2014	SE 2	ME 2	TS	123102	505002	103565	505060	221444	68
9/2014	SE 2	ME 2	TS	123388	505002	103565	505126	267228	560
	Segment								4,471
9/2014	SE 2	ME 3	TR	108031	505002	103565	521688	153708	573
9/2014	SE 2	ME 3	TR	109950	505002	103565	521638	153767	295
9/2014	SE 2	ME 3	TR	109952	505002	103565	521638	153767	859
9/2014	SE 2	ME 3	TR	111963	505002	103565	521626	40184	4,851
9/2014	SE 2	ME 3	TR	113546	505002	103565	505563	1389347	3,162
9/2014	SE 2	ME 3	TR	118863	505002	103565	521986	277052	815
9/2014	SE 2	ME 3	TR	121721	505002	103565	521092	4475	38
9/2014	SE 2	ME 3	TR	124076	505002	103565	521010	40186	1
9/2014	SE 2	ME 3	TR	124076	505002	103565	521092	4475	30
9/2014	SE 2	ME 3	TR	124076	505002	103565	521534	138745	1
9/2014	SE 2	ME 3	TR	124076	505002	103565	521626	40184	129
9/2014	SE 2	ME 3	TR	124165	505002	103565	505392	356048	120
9/2014	SE 2	ME 3	TR	124182	505002	103565	505392	356048	29
9/2014	SE 2	ME 3	TR	124186	505002	103565	520027	295956	178
9/2014	SE 2	ME 3	TR	124186	505002	103565	521092	4475	217

**ANR Pipeline Company
 Transportation Services
 Fuel By Route Analysis**
VASCR351

 Reporting Year: *January - December 2014*
 Production Period: **09/2014**

<u>Production Period</u>	<u>Receipt Segment</u>	<u>Delivery Segment</u>	<u>Service Class</u>	<u>Svc Req Contract</u>	<u>Receipt Location</u>	<u>Receipt Loc Prop</u>	<u>Delivery Location</u>	<u>Delivery Loc Prop</u>	<u>Fuel Quantity</u>
9/2014	SE 2	ME 3	TR	124186	505002	103565	521534	138745	50
9/2014	SE 2	ME 3	TR	124192	505002	103565	505392	356048	120
9/2014	SE 2	ME 3	TR	124227	505002	103565	505392	356048	30
9/2014	SE 2	ME 3	TR	124233	505002	103565	505392	356048	60
9/2014	SE 2	ME 3	TR	124271	505002	103565	521626	40184	262
9/2014	SE 2	ME 3	TR	124272	505002	103565	521626	40184	68
9/2014	SE 2	ME 3	TR	124275	505002	103565	521626	40184	30
9/2014	SE 2	ME 3	TR	124311	505002	103565	521626	40184	100
9/2014	SE 2	ME 3	TR	124339	505002	103565	521626	40184	240
9/2014	SE 2	ME 3	TR	124340	505002	103565	521626	40184	8
9/2014	SE 2	ME 3	TR	124341	505002	103565	521626	40184	1
9/2014	SE 2	ME 3	TR	124342	505002	103565	521626	40184	102
9/2014	SE 2	ME 3	TR	124483	505002	103565	521626	40184	510
9/2014	SE 2	ME 3	TR	124484	505002	103565	521626	40184	119
9/2014	SE 2	ME 3	TR	124485	505002	103565	521626	40184	22
9/2014	SE 2	ME 3	TR	124509	505002	103565	521626	40184	180
9/2014	SE 2	ME 3	TR	124686	505002	103565	521976	201846	1,385
9/2014	SE 2	ME 3	TR	124783	505002	103565	523038	398767	467
9/2014	SE 2	ME 3	TR	124966	505002	103565	521010	40186	2,428
9/2014	SE 2	ME 3	TR	124966	505002	103565	521986	277052	39
9/2014	SE 2	ME 3	TR	124997	505002	103565	505566	1389406	5,333
9/2014	SE 2	ME 3	TS	109138	505002	103565	505011	139239	354
9/2014	SE 2	ME 3	TS	109190	505002	103565	505009	139237	374
9/2014	SE 2	ME 3	TS	123081	505002	103565	521568	4280	87
9/2014	SE 2	ME 3	TS	123608	505002	103565	521560	4481	96
	Segment								23,763
9/2014	SE 2	MI 7	TR	106310	505002	103565	505038	153808	630
9/2014	SE 2	MI 7	TR	111313	505002	103565	505038	153808	4,050
9/2014	SE 2	MI 7	TR	113650	505002	103565	521116	42078	5,876
9/2014	SE 2	MI 7	TR	113650	505002	103565	521932	138744	1,185
9/2014	SE 2	MI 7	TR	115717	505002	103565	521054	280435	124
9/2014	SE 2	MI 7	TR	115942	505002	103565	521110	11803	719
9/2014	SE 2	MI 7	TR	115942	505002	103565	521116	42078	6,527

**ANR Pipeline Company
 Transportation Services
 Fuel By Route Analysis**
VASCR351

 Reporting Year: *January - December 2014*
 Production Period: **09/2014**

<u>Production Period</u>	<u>Receipt Segment</u>	<u>Delivery Segment</u>	<u>Service Class</u>	<u>Svc Req Contract</u>	<u>Receipt Location</u>	<u>Receipt Loc Prop</u>	<u>Delivery Location</u>	<u>Delivery Loc Prop</u>	<u>Fuel Quantity</u>
9/2014	SE 2	MI 7	TR	118231	505002	103565	505541	1181282	40,820
9/2014	SE 2	MI 7	TR	119986	505002	103565	505038	153808	279
9/2014	SE 2	MI 7	TR	121893	505002	103565	505038	153808	9,749
9/2014	SE 2	MI 7	TR	121893	505002	103565	521932	138744	211
9/2014	SE 2	MI 7	TR	124023	505002	103565	505038	153808	462
9/2014	SE 2	MI 7	TR	124023	505002	103565	521116	42078	194
9/2014	SE 2	MI 7	TR	124023	505002	103565	521932	138744	6,406
9/2014	SE 2	MI 7	TR	124076	505002	103565	505038	153808	2,447
9/2014	SE 2	MI 7	TR	124076	505002	103565	521030	282436	717
9/2014	SE 2	MI 7	TR	124076	505002	103565	521116	42078	7,311
9/2014	SE 2	MI 7	TR	124076	505002	103565	521144	11580	109
9/2014	SE 2	MI 7	TR	124076	505002	103565	521622	110850	486
9/2014	SE 2	MI 7	TR	124076	505002	103565	521634	11566	501
9/2014	SE 2	MI 7	TR	124076	505002	103565	521948	4492	8
9/2014	SE 2	MI 7	TR	124165	505002	103565	505020	139252	565
9/2014	SE 2	MI 7	TR	124227	505002	103565	505020	139252	30
9/2014	SE 2	MI 7	TR	124233	505002	103565	505020	139252	60
9/2014	SE 2	MI 7	TR	124269	505002	103565	505038	153808	30
9/2014	SE 2	MI 7	TR	124272	505002	103565	521948	4492	82
9/2014	SE 2	MI 7	TR	124273	505002	103565	505038	153808	60
9/2014	SE 2	MI 7	TR	124273	505002	103565	521948	4492	30
9/2014	SE 2	MI 7	TR	124274	505002	103565	505038	153808	30
9/2014	SE 2	MI 7	TR	124279	505002	103565	505038	153808	510
9/2014	SE 2	MI 7	TR	124280	505002	103565	505038	153808	30
9/2014	SE 2	MI 7	TR	124281	505002	103565	521932	138744	754
9/2014	SE 2	MI 7	TR	124281	505002	103565	521948	4492	166
9/2014	SE 2	MI 7	TR	124286	505002	103565	521948	4492	11
9/2014	SE 2	MI 7	TR	124288	505002	103565	521948	4492	30
9/2014	SE 2	MI 7	TR	124309	505002	103565	505038	153808	30
9/2014	SE 2	MI 7	TR	124312	505002	103565	505038	153808	240
9/2014	SE 2	MI 7	TR	124314	505002	103565	521932	138744	147
9/2014	SE 2	MI 7	TR	124317	505002	103565	521948	4492	30
9/2014	SE 2	MI 7	TR	124337	505002	103565	521634	11566	60

ANR Pipeline Company Transportation Services Fuel By Route Analysis
--

VASCR351

 Reporting Year: *January - December 2014*
 Production Period: 09/2014

<u>Production Period</u>	<u>Receipt Segment</u>	<u>Delivery Segment</u>	<u>Service Class</u>	<u>Svc Req Contract</u>	<u>Receipt Location</u>	<u>Receipt Loc Prop</u>	<u>Delivery Location</u>	<u>Delivery Loc Prop</u>	<u>Fuel Quantity</u>
9/2014	SE 2	MI 7	TR	124340	505002	103565	505038	153808	367
9/2014	SE 2	MI 7	TR	124340	505002	103565	521016	4196	2
9/2014	SE 2	MI 7	TR	124340	505002	103565	521634	11566	20
9/2014	SE 2	MI 7	TR	124341	505002	103565	521634	11566	179
9/2014	SE 2	MI 7	TR	124342	505002	103565	505038	153808	18
9/2014	SE 2	MI 7	TR	124342	505002	103565	521016	4196	6
9/2014	SE 2	MI 7	TR	124342	505002	103565	521634	11566	246
9/2014	SE 2	MI 7	TR	124352	505002	103565	505038	153808	480
9/2014	SE 2	MI 7	TR	124353	505002	103565	505038	153808	90
9/2014	SE 2	MI 7	TR	124448	505002	103565	505038	153808	30
9/2014	SE 2	MI 7	TR	124476	505002	103565	505038	153808	140
9/2014	SE 2	MI 7	TR	124476	505002	103565	521116	42078	9
9/2014	SE 2	MI 7	TR	124476	505002	103565	523014	318733	3
9/2014	SE 2	MI 7	TR	124478	505002	103565	505038	153808	690
9/2014	SE 2	MI 7	TR	124482	505002	103565	505038	153808	271
9/2014	SE 2	MI 7	TR	124482	505002	103565	521116	42078	17
9/2014	SE 2	MI 7	TR	124482	505002	103565	523014	318733	5
9/2014	SE 2	MI 7	TR	124483	505002	103565	521932	138744	9
9/2014	SE 2	MI 7	TR	124489	505002	103565	521158	11581	60
9/2014	SE 2	MI 7	TR	124507	505002	103565	505038	153808	60
9/2014	SE 2	MI 7	TR	124507	505002	103565	521932	138744	30
9/2014	SE 2	MI 7	TR	124510	505002	103565	505038	153808	270
9/2014	SE 2	MI 7	TR	124511	505002	103565	521124	11562	33
9/2014	SE 2	MI 7	TR	124511	505002	103565	521932	138744	87
9/2014	SE 2	MI 7	TR	124512	505002	103565	521932	138744	239
9/2014	SE 2	MI 7	TR	124512	505002	103565	521948	4492	31
9/2014	SE 2	MI 7	TR	124713	505002	103565	505038	153808	90
9/2014	SE 2	MI 7	TR	124777	505002	103565	505038	153808	190
9/2014	SE 2	MI 7	TR	124852	505002	103565	505038	153808	257
9/2014	SE 2	MI 7	TR	124854	505002	103565	521932	138744	330
9/2014	SE 2	MI 7	TR	124966	505002	103565	505038	153808	11,526
9/2014	SE 2	MI 7	TR	125025	505002	103565	521124	11562	14
9/2014	SE 2	MI 7	TR	125025	505002	103565	521932	138744	79

ANR Pipeline Company Transportation Services Fuel By Route Analysis
--

VASCR351

 Reporting Year: *January - December 2014*
 Production Period: 09/2014

<u>Production Period</u>	<u>Receipt Segment</u>	<u>Delivery Segment</u>	<u>Service Class</u>	<u>Svc Req Contract</u>	<u>Receipt Location</u>	<u>Receipt Loc Prop</u>	<u>Delivery Location</u>	<u>Delivery Loc Prop</u>	<u>Fuel Quantity</u>
	Segment								107,584
9/2014	SE 2	SE 1	TR	108649	505002	103565	505276	325427	240
9/2014	SE 2	SE 1	TR	112268	505002	103565	522141	314210	36
9/2014	SE 2	SE 1	TR	112268	505002	103565	523064	766185	122
9/2014	SE 2	SE 1	TR	114386	505002	103565	521036	186899	319
9/2014	SE 2	SE 1	TR	114588	505002	103565	521036	186899	23
9/2014	SE 2	SE 1	TR	114632	505002	103565	505276	325427	12
9/2014	SE 2	SE 1	TR	114872	505002	103565	521036	186899	252
9/2014	SE 2	SE 1	TR	115656	505002	103565	521036	186899	3
9/2014	SE 2	SE 1	TR	115656	505002	103565	523064	766185	210
9/2014	SE 2	SE 1	TR	115727	505002	103565	523064	766185	135
9/2014	SE 2	SE 1	TR	120095	505002	103565	521036	186899	561
9/2014	SE 2	SE 1	TR	120917	505002	103565	521036	186899	40
9/2014	SE 2	SE 1	TR	122080	505002	103565	521036	186899	13
9/2014	SE 2	SE 1	TR	122080	505002	103565	523064	766185	44
9/2014	SE 2	SE 1	TR	123145	505002	103565	521036	186899	42
9/2014	SE 2	SE 1	TR	123651	505002	103565	523064	766185	1,237
9/2014	SE 2	SE 1	TR	124780	505002	103565	520013	7703	38
9/2014	SE 2	SE 1	TR	124780	505002	103565	521036	186899	156
9/2014	SE 2	SE 1	TR	124780	505002	103565	523064	766185	1,450
9/2014	SE 2	SE 1	TR	124997	505002	103565	523064	766185	1,145
9/2014	SE 2	SE 1	TR	124998	505002	103565	521036	186899	104
9/2014	SE 2	SE 1	TR	124998	505002	103565	523064	766185	915
9/2014	SE 2	SE 1	TR	125018	505002	103565	521036	186899	6
	Segment								7,103
9/2014	SE 2	SE 2	TR	106777	505002	103565	522130	38295	358
9/2014	SE 2	SE 2	TR	112268	505002	103565	520004	10369	169
9/2014	SE 2	SE 2	TR	112268	505002	103565	521002	43613	292
9/2014	SE 2	SE 2	TR	112832	505002	103565	520006	40317	11
9/2014	SE 2	SE 2	TR	112832	505002	103565	521002	43613	11
9/2014	SE 2	SE 2	TR	113490	505002	103565	523017	322045	777
9/2014	SE 2	SE 2	TR	113490	505264	68285	523017	322045	157

ANR Pipeline Company Transportation Services Fuel By Route Analysis
--

VASCR351

 Reporting Year: *January - December 2014*
 Production Period: 09/2014

<u>Production Period</u>	<u>Receipt Segment</u>	<u>Delivery Segment</u>	<u>Service Class</u>	<u>Svc Req Contract</u>	<u>Receipt Location</u>	<u>Receipt Loc Prop</u>	<u>Delivery Location</u>	<u>Delivery Loc Prop</u>	<u>Fuel Quantity</u>
9/2014	SE 2	SE 2	TR	114386	505002	103565	520004	10369	1,620
9/2014	SE 2	SE 2	TR	114872	505002	103565	520004	10369	1,903
9/2014	SE 2	SE 2	TR	114872	505002	103565	523063	742883	1,350
9/2014	SE 2	SE 2	TR	115455	505002	103565	521662	233620	230
9/2014	SE 2	SE 2	TR	115456	505002	103565	521662	233620	227
9/2014	SE 2	SE 2	TR	115457	505002	103565	521662	233620	532
9/2014	SE 2	SE 2	TR	115602	505002	103565	521662	233620	51
9/2014	SE 2	SE 2	TR	115621	505002	103565	523063	742883	135
9/2014	SE 2	SE 2	TR	115726	505002	103565	520004	10369	2,700
9/2014	SE 2	SE 2	TR	115727	505002	103565	520004	10369	1,077
9/2014	SE 2	SE 2	TR	115727	505002	103565	523017	322045	715
9/2014	SE 2	SE 2	TR	118761	505002	103565	520004	10369	1,482
9/2014	SE 2	SE 2	TR	118761	505002	103565	523018	322625	58
9/2014	SE 2	SE 2	TR	120095	505002	103565	521632	42593	142
9/2014	SE 2	SE 2	TR	120114	505002	103565	523063	742883	3,784
9/2014	SE 2	SE 2	TR	120616	505002	103565	523075	1387567	36
9/2014	SE 2	SE 2	TR	120948	505002	103565	522130	38295	288
9/2014	SE 2	SE 2	TR	121975	505002	103565	523017	322045	2,668
9/2014	SE 2	SE 2	TR	121975	505264	68285	523017	322045	253
9/2014	SE 2	SE 2	TR	122080	505002	103565	520004	10369	339
9/2014	SE 2	SE 2	TR	122080	505002	103565	520009	10111	36
9/2014	SE 2	SE 2	TR	122080	505002	103565	521632	42593	111
9/2014	SE 2	SE 2	TR	122903	505002	103565	521632	42593	176
9/2014	SE 2	SE 2	TR	123145	505002	103565	521632	42593	162
9/2014	SE 2	SE 2	TR	123145	505002	103565	523018	322625	642
9/2014	SE 2	SE 2	TR	123651	505002	103565	521632	42593	1,350
9/2014	SE 2	SE 2	TR	124593	505002	103565	523063	742883	130
9/2014	SE 2	SE 2	TR	124780	505002	103565	521662	233620	6,051
9/2014	SE 2	SE 2	TR	124780	505002	103565	523050	467240	110
9/2014	SE 2	SE 2	TR	124780	505002	103565	523075	1387567	1,094
9/2014	SE 2	SE 2	TR	124780	505545	1250766	520004	10369	4,272
9/2014	SE 2	SE 2	TR	124780	505545	1250766	521632	42593	802
9/2014	SE 2	SE 2	TR	124780	505545	1250766	521662	233620	1,051

ANR Pipeline Company Transportation Services Fuel By Route Analysis
--

VASCR351

 Reporting Year: *January - December 2014*
 Production Period: **09/2014**

<u>Production Period</u>	<u>Receipt Segment</u>	<u>Delivery Segment</u>	<u>Service Class</u>	<u>Svc Req Contract</u>	<u>Receipt Location</u>	<u>Receipt Loc Prop</u>	<u>Delivery Location</u>	<u>Delivery Loc Prop</u>	<u>Fuel Quantity</u>
9/2014	SE 2	SE 2	TR	124780	505545	1250766	523050	467240	3
9/2014	SE 2	SE 2	TR	124997	505002	103565	520004	10369	889
9/2014	SE 2	SE 2	TR	124998	505002	103565	520004	10369	2,284
9/2014	SE 2	SE 2	TR	124998	505002	103565	520006	40317	429
9/2014	SE 2	SE 2	TR	124998	505002	103565	521002	43613	23
9/2014	SE 2	SE 2	TR	124998	505002	103565	521632	42593	155
9/2014	SE 2	SE 2	TR	124998	505002	103565	521662	233620	1,113
9/2014	SE 2	SE 2	TR	124998	505002	103565	522114	10110	45
9/2014	SE 2	SE 2	TR	124998	505002	103565	523018	322625	1,404
9/2014	SE 2	SE 2	TR	125040	505002	103565	523072	1261146	30
	Segment								43,727
9/2014	SE 2	W1 7	TR	109416	505002	103565	521316	28831	540
9/2014	SE 2	W1 7	TR	115270	505002	103565	505437	395744	5,990
9/2014	SE 2	W1 7	TR	124482	505002	103565	523034	384136	7
	Segment								6,537
9/2014	SW 3	SW 1	TR	120629	502214	179887	523061	737783	810
	Segment								810
9/2014	SW 4	ME 3	TR	1650	505003	103702	505008	139236	1,380
9/2014	SW 4	ME 3	TR	15350	505003	103702	521534	138745	2,070
9/2014	SW 4	ME 3	TR	110505	505003	103702	520027	295956	188
9/2014	SW 4	ME 3	TR	110884	505003	103702	521620	16118	419
9/2014	SW 4	ME 3	TR	125049	505003	103702	521010	40186	510
9/2014	SW 4	ME 3	TR	125050	505003	103702	521010	40186	720
	Segment								5,287
9/2014	SW 4	MI 7	TR	104404	505003	103702	505038	153808	28,976
9/2014	SW 4	MI 7	TR	104404	505003	103702	521116	42078	7,491
9/2014	SW 4	MI 7	TR	106199	505003	103702	521116	42078	6,170
9/2014	SW 4	MI 7	TR	108304	505003	103702	505030	139369	17,196
9/2014	SW 4	MI 7	TR	109304	505003	103702	505038	153808	4,020
9/2014	SW 4	MI 7	TR	109304	505003	103702	521622	110850	4,595
9/2014	SW 4	MI 7	TR	109511	505003	103702	521104	40849	56,349

**ANR Pipeline Company
 Transportation Services
 Fuel By Route Analysis**
VASCR351

 Reporting Year: *January - December 2014*
 Production Period: **09/2014**

<u>Production Period</u>	<u>Receipt Segment</u>	<u>Delivery Segment</u>	<u>Service Class</u>	<u>Svc Req Contract</u>	<u>Receipt Location</u>	<u>Receipt Loc Prop</u>	<u>Delivery Location</u>	<u>Delivery Loc Prop</u>	<u>Fuel Quantity</u>
9/2014	SW 4	MI 7	TR	110505	505003	103702	521116	42078	6,060
9/2014	SW 4	MI 7	TR	110505	505003	103702	521622	110850	3
9/2014	SW 4	MI 7	TR	110505	505003	103702	521948	4492	48
9/2014	SW 4	MI 7	TR	110506	505003	103702	521116	42078	5,760
9/2014	SW 4	MI 7	TR	110507	505003	103702	521116	42078	570
9/2014	SW 4	MI 7	TR	110884	505003	103702	521116	42078	28,043
9/2014	SW 4	MI 7	TR	110884	505003	103702	521622	110850	248
9/2014	SW 4	MI 7	TR	110885	505003	103702	521116	42078	1,599
9/2014	SW 4	MI 7	TR	110885	505003	103702	521634	11566	27,311
9/2014	SW 4	MI 7	TR	110885	505003	103702	521985	278172	10,072
9/2014	SW 4	MI 7	TR	110889	505003	103702	505038	153808	700
9/2014	SW 4	MI 7	TR	110889	505003	103702	521116	42078	68
9/2014	SW 4	MI 7	TR	110889	505003	103702	521118	11578	1,684
9/2014	SW 4	MI 7	TR	110889	505003	103702	521122	11751	462
9/2014	SW 4	MI 7	TR	110889	505003	103702	521124	11562	228
9/2014	SW 4	MI 7	TR	110889	505003	103702	521142	40477	28
9/2014	SW 4	MI 7	TR	110889	505003	103702	521162	11748	1,026
9/2014	SW 4	MI 7	TR	110889	505003	103702	521634	11566	583
9/2014	SW 4	MI 7	TR	110889	505003	103702	523052	467243	354
9/2014	SW 4	MI 7	TR	110943	505003	103702	505038	153808	210
9/2014	SW 4	MI 7	TR	110949	505003	103702	505028	139366	2,550
9/2014	SW 4	MI 7	TR	113372	505003	103702	505108	243097	576
9/2014	SW 4	MI 7	TR	113372	505003	103702	521116	42078	480
9/2014	SW 4	MI 7	TR	113372	505003	103702	521118	11578	3
9/2014	SW 4	MI 7	TR	113372	505003	103702	521634	11566	286
9/2014	SW 4	MI 7	TR	113372	505003	103702	521942	198847	1,074
9/2014	SW 4	MI 7	TR	113372	505003	103702	521948	4492	129
9/2014	SW 4	MI 7	TR	113372	505003	103702	521985	278172	1,581
9/2014	SW 4	MI 7	TR	114497	505003	103702	505038	153808	134
9/2014	SW 4	MI 7	TR	114532	505003	103702	505038	153808	588
9/2014	SW 4	MI 7	TR	114532	505003	103702	505108	243097	19
9/2014	SW 4	MI 7	TR	114532	505003	103702	521116	42078	1,013
9/2014	SW 4	MI 7	TR	114532	505003	103702	521138	11680	38

**ANR Pipeline Company
 Transportation Services
 Fuel By Route Analysis**
VASCR351

 Reporting Year: *January - December 2014*
 Production Period: 09/2014

<u>Production Period</u>	<u>Receipt Segment</u>	<u>Delivery Segment</u>	<u>Service Class</u>	<u>Svc Req Contract</u>	<u>Receipt Location</u>	<u>Receipt Loc Prop</u>	<u>Delivery Location</u>	<u>Delivery Loc Prop</u>	<u>Fuel Quantity</u>
9/2014	SW 4	MI 7	TR	114532	505003	103702	521160	11590	76
9/2014	SW 4	MI 7	TR	114532	505003	103702	521634	11566	477
9/2014	SW 4	MI 7	TR	114532	505003	103702	521670	40468	344
9/2014	SW 4	MI 7	TR	114532	505003	103702	521942	198847	591
9/2014	SW 4	MI 7	TR	114532	505003	103702	521948	4492	134
9/2014	SW 4	MI 7	TR	114532	505003	103702	521985	278172	1,939
9/2014	SW 4	MI 7	TR	118145	505003	103702	521116	42078	11,973
9/2014	SW 4	MI 7	TR	118145	505003	103702	521144	11580	244
9/2014	SW 4	MI 7	TR	118145	505003	103702	521962	139401	6,218
9/2014	SW 4	MI 7	TR	118231	505003	103702	505541	1181282	3,551
9/2014	SW 4	MI 7	TR	122067	505003	103702	521116	42078	15,154
9/2014	SW 4	MI 7	TR	122067	505003	103702	521942	198847	768
9/2014	SW 4	MI 7	TR	122247	505003	103702	521102	11674	1,344
9/2014	SW 4	MI 7	TR	122247	505003	103702	521106	11747	1,728
9/2014	SW 4	MI 7	TR	122247	505003	103702	521116	42078	14,208
9/2014	SW 4	MI 7	TR	122262	505003	103702	521116	42078	7,820
9/2014	SW 4	MI 7	TR	122262	505003	103702	521634	11566	13,213
9/2014	SW 4	MI 7	TR	122271	505003	103702	505038	153808	22,746
9/2014	SW 4	MI 7	TR	122271	505003	103702	505137	320550	3,474
9/2014	SW 4	MI 7	TR	122271	505003	103702	523008	312117	446
9/2014	SW 4	MI 7	TR	123297	505003	103702	505038	153808	8,897
9/2014	SW 4	MI 7	TR	123297	505003	103702	505108	243097	231
9/2014	SW 4	MI 7	TR	123297	505003	103702	505137	320550	1,106
9/2014	SW 4	MI 7	TR	123297	505003	103702	521118	11578	1,025
9/2014	SW 4	MI 7	TR	123297	505003	103702	521985	278172	38
9/2014	SW 4	MI 7	TR	123297	505003	103702	523008	312117	900
9/2014	SW 4	MI 7	TR	123822	505003	103702	505038	153808	14,785
9/2014	SW 4	MI 7	TR	123822	505003	103702	521008	11616	768
9/2014	SW 4	MI 7	TR	123822	505003	103702	521690	40892	1,728
9/2014	SW 4	MI 7	TR	123823	505003	103702	521008	11616	50
9/2014	SW 4	MI 7	TR	123823	505003	103702	521074	40470	27
9/2014	SW 4	MI 7	TR	123823	505003	103702	521116	42078	2,992
9/2014	SW 4	MI 7	TR	123823	505003	103702	521144	11580	8

**ANR Pipeline Company
 Transportation Services
 Fuel By Route Analysis**
VASCR351

 Reporting Year: *January - December 2014*
 Production Period: 09/2014

<u>Production Period</u>	<u>Receipt Segment</u>	<u>Delivery Segment</u>	<u>Service Class</u>	<u>Svc Req Contract</u>	<u>Receipt Location</u>	<u>Receipt Loc Prop</u>	<u>Delivery Location</u>	<u>Delivery Loc Prop</u>	<u>Fuel Quantity</u>
9/2014	SW 4	MI 7	TR	123823	505003	103702	521146	11785	15
9/2014	SW 4	MI 7	TR	123823	505003	103702	521634	11566	7,301
9/2014	SW 4	MI 7	TR	123824	505003	103702	505038	153808	15,877
9/2014	SW 4	MI 7	TR	123824	505003	103702	505108	243097	504
9/2014	SW 4	MI 7	TR	123824	505003	103702	521008	11616	5,518
9/2014	SW 4	MI 7	TR	123824	505003	103702	521116	42078	4,454
9/2014	SW 4	MI 7	TR	123824	505003	103702	521985	278172	2,450
9/2014	SW 4	MI 7	TR	123825	505003	103702	521116	42078	5,760
9/2014	SW 4	MI 7	TR	123825	505003	103702	521634	11566	5,760
9/2014	SW 4	MI 7	TR	123827	505003	103702	505038	153808	730
9/2014	SW 4	MI 7	TR	123827	505003	103702	521116	42078	1,037
9/2014	SW 4	MI 7	TR	123827	505003	103702	521634	11566	932
9/2014	SW 4	MI 7	TR	123827	505003	103702	523052	467243	2,892
9/2014	SW 4	MI 7	TR	123841	505003	103702	505038	153808	1,058
9/2014	SW 4	MI 7	TR	123841	505003	103702	505108	243097	576
9/2014	SW 4	MI 7	TR	123841	505003	103702	521116	42078	14,500
9/2014	SW 4	MI 7	TR	124212	505003	103702	521116	42078	345
9/2014	SW 4	MI 7	TR	124278	505003	103702	521116	42078	5,760
9/2014	SW 4	MI 7	TR	124295	505003	103702	521948	4492	30
9/2014	SW 4	MI 7	TR	124329	505003	103702	521948	4492	30
9/2014	SW 4	MI 7	TR	124475	505003	103702	505038	153808	27
9/2014	SW 4	MI 7	TR	124475	505003	103702	521116	42078	2
9/2014	SW 4	MI 7	TR	124479	505003	103702	505038	153808	997
9/2014	SW 4	MI 7	TR	124479	505003	103702	521116	42078	24
9/2014	SW 4	MI 7	TR	124479	505003	103702	523014	318733	36
9/2014	SW 4	MI 7	TR	124492	505003	103702	521158	11581	90
9/2014	SW 4	MI 7	TR	124566	505003	103702	505038	153808	1,780
9/2014	SW 4	MI 7	TR	124566	505003	103702	505108	243097	35
9/2014	SW 4	MI 7	TR	124570	505003	103702	505108	243097	46
9/2014	SW 4	MI 7	TR	124570	505003	103702	521116	42078	1,207
9/2014	SW 4	MI 7	TR	124585	505003	103702	521622	110850	4,620
9/2014	SW 4	MI 7	TR	124608	505003	103702	505038	153808	6,694
9/2014	SW 4	MI 7	TR	124608	505003	103702	505108	243097	146

ANR Pipeline Company Transportation Services Fuel By Route Analysis
--

VASCR351

 Reporting Year: *January - December 2014*
 Production Period: **09/2014**

<u>Production Period</u>	<u>Receipt Segment</u>	<u>Delivery Segment</u>	<u>Service Class</u>	<u>Svc Req Contract</u>	<u>Receipt Location</u>	<u>Receipt Loc Prop</u>	<u>Delivery Location</u>	<u>Delivery Loc Prop</u>	<u>Fuel Quantity</u>
9/2014	SW 4	MI 7	TR	124608	505003	103702	505137	320550	1,667
9/2014	SW 4	MI 7	TR	124608	505003	103702	521622	110850	192
9/2014	SW 4	MI 7	TR	124608	505003	103702	521985	278172	256
9/2014	SW 4	MI 7	TR	124608	505003	103702	523008	312117	815
9/2014	SW 4	MI 7	TR	124703	505003	103702	505038	153808	4,258
9/2014	SW 4	MI 7	TR	124721	505003	103702	521932	138744	30
9/2014	SW 4	MI 7	TR	125016	505003	103702	505017	139249	25,740
Segment									481,519
9/2014	SW 4	MW 5	TR	111657	505003	103702	521656	284918	1,222
9/2014	SW 4	MW 5	TR	121091	505003	103702	521408	12999	140
9/2014	SW 4	MW 5	TR	124373	505003	103702	521656	284918	211
9/2014	SW 4	MW 5	TR	124479	505003	103702	521656	284918	13
9/2014	SW 4	MW 5	TR	124953	505003	103702	521656	284918	420
9/2014	SW 4	MW 5	TS	123146	505003	103702	521596	5227	64
9/2014	SW 4	MW 5	TS	123148	505003	103702	505015	139247	1,982
9/2014	SW 4	MW 5	TS	123174	505003	103702	521398	5588	60
9/2014	SW 4	MW 5	TS	123218	505003	103702	521602	5658	23
Segment									4,135
9/2014	SW 4	MW 6	TR	200	505003	103702	505013	139241	2,595
9/2014	SW 4	MW 6	TR	200	505003	103702	521434	4619	310
9/2014	SW 4	MW 6	TR	200	505003	103702	521470	4738	891
9/2014	SW 4	MW 6	TR	700	505003	103702	505014	139246	1,860
9/2014	SW 4	MW 6	TR	108861	505003	103702	521498	4857	538
9/2014	SW 4	MW 6	TR	108986	505003	103702	505005	139233	1,140
9/2014	SW 4	MW 6	TR	108986	505003	103702	521658	3605	33
9/2014	SW 4	MW 6	TR	109304	505003	103702	505013	139241	1,470
9/2014	SW 4	MW 6	TR	110185	505003	103702	505013	139241	2,863
9/2014	SW 4	MW 6	TR	110185	505003	103702	521086	103709	209
9/2014	SW 4	MW 6	TR	110185	505003	103702	521470	4738	661
9/2014	SW 4	MW 6	TR	110185	505003	103702	521482	4741	711
9/2014	SW 4	MW 6	TR	110291	505003	103702	521438	4614	3,300
9/2014	SW 4	MW 6	TR	110889	505003	103702	521470	4738	191

**ANR Pipeline Company
 Transportation Services
 Fuel By Route Analysis**
VASCR351

 Reporting Year: *January - December 2014*
 Production Period: 09/2014

<u>Production Period</u>	<u>Receipt Segment</u>	<u>Delivery Segment</u>	<u>Service Class</u>	<u>Svc Req Contract</u>	<u>Receipt Location</u>	<u>Receipt Loc Prop</u>	<u>Delivery Location</u>	<u>Delivery Loc Prop</u>	<u>Fuel Quantity</u>
9/2014	SW 4	MW 6	TR	113372	505003	103702	521400	13135	6
9/2014	SW 4	MW 6	TR	113372	505003	103702	521420	4602	25
9/2014	SW 4	MW 6	TR	113372	505003	103702	521470	4738	150
9/2014	SW 4	MW 6	TR	113372	505003	103702	521482	4741	373
9/2014	SW 4	MW 6	TR	114497	505003	103702	521432	4691	30
9/2014	SW 4	MW 6	TR	115815	505003	103702	521438	4614	5,220
9/2014	SW 4	MW 6	TR	120554	505003	103702	521420	4602	300
9/2014	SW 4	MW 6	TR	123850	505003	103702	521428	40193	924
9/2014	SW 4	MW 6	TR	124212	505003	103702	521482	4741	1,608
9/2014	SW 4	MW 6	TR	124373	505003	103702	521658	3605	83
9/2014	SW 4	MW 6	TR	124373	505003	103702	521914	40412	8,012
9/2014	SW 4	MW 6	TR	124570	505003	103702	521440	4616	3,677
9/2014	SW 4	MW 6	TR	124691	505003	103702	521400	13135	122
9/2014	SW 4	MW 6	TR	124691	505003	103702	521434	4619	42
9/2014	SW 4	MW 6	TR	124691	505003	103702	521436	4561	178
9/2014	SW 4	MW 6	TR	124691	505003	103702	521482	4741	3,626
9/2014	SW 4	MW 6	TR	124691	505003	103702	521608	171759	38
9/2014	SW 4	MW 6	TR	124953	505003	103702	521400	13135	196
9/2014	SW 4	MW 6	TR	124953	505003	103702	521420	4602	1,672
9/2014	SW 4	MW 6	TR	124953	505003	103702	521914	40412	1,084
9/2014	SW 4	MW 6	TS	109148	505003	103702	521566	12977	121
9/2014	SW 4	MW 6	TS	109171	505003	103702	521428	40193	196
9/2014	SW 4	MW 6	TS	110863	505003	103702	521608	171759	430
9/2014	SW 4	MW 6	TS	123056	505003	103702	521504	4856	22
9/2014	SW 4	MW 6	TS	123057	505003	103702	521502	4747	51
9/2014	SW 4	MW 6	TS	123059	505003	103702	521424	13215	167
9/2014	SW 4	MW 6	TS	123065	505003	103702	521430	40195	159
9/2014	SW 4	MW 6	TS	123147	505003	103702	505029	139367	1,460
9/2014	SW 4	MW 6	TS	123149	505003	103702	521422	12976	277
9/2014	SW 4	MW 6	TS	123203	505003	103702	521500	4693	95
9/2014	SW 4	MW 6	TS	123214	505003	103702	521598	4564	91
9/2014	SW 4	MW 6	TS	123215	505003	103702	521494	4605	745
9/2014	SW 4	MW 6	TS	123216	505003	103702	521492	4604	266

ANR Pipeline Company Transportation Services Fuel By Route Analysis

VASCR351

Reporting Year: *January - December 2014*
 Production Period: **09/2014**

<u>Production Period</u>	<u>Receipt Segment</u>	<u>Delivery Segment</u>	<u>Service Class</u>	<u>Svc Req Contract</u>	<u>Receipt Location</u>	<u>Receipt Loc Prop</u>	<u>Delivery Location</u>	<u>Delivery Loc Prop</u>	<u>Fuel Quantity</u>
9/2014	SW 4	MW 6	TS	123217	505003	103702	521418	12991	458
9/2014	SW 4	MW 6	TS	123221	505003	103702	521496	4689	123
9/2014	SW 4	MW 6	TS	123222	505003	103702	521526	3969	72
9/2014	SW 4	MW 6	TS	123242	505003	103702	521426	40183	280
9/2014	SW 4	MW 6	TS	123300	505003	103702	521524	3973	939
	Segment								50,090
9/2014	SW 4	SW 1	TR	110885	505003	103702	523061	737783	186
9/2014	SW 4	SW 1	TR	115622	505003	103702	523061	737783	115
9/2014	SW 4	SW 1	TR	120673	505003	103702	523061	737783	3,451
9/2014	SW 4	SW 1	TR	120703	505003	103702	523076	1388911	1,631
9/2014	SW 4	SW 1	TR	120977	505003	103702	523061	737783	594
	Segment								5,977
9/2014	SW 4	SW 4	TR	115706	510034	187481	521642	237023	365
9/2014	SW 4	SW 4	TR	120716	505003	103702	521020	34887	128
9/2014	SW 4	SW 4	TR	121091	505003	103702	521040	234898	25
9/2014	SW 4	SW 4	TR	123915	505003	103702	521664	174769	2
	Segment								520
9/2014	SW 4	SW 5	TR	120629	510034	187481	522116	278352	240
	Segment								240
9/2014	SW 4	WI 7	TR	5450	505003	103702	505026	139258	1,950
9/2014	SW 4	WI 7	TR	104404	505003	103702	521314	28661	5,055
9/2014	SW 4	WI 7	TR	106199	505003	103702	521314	28661	250
9/2014	SW 4	WI 7	TR	106209	505003	103702	510033	28873	4,200
9/2014	SW 4	WI 7	TR	108268	505003	103702	505016	139248	11,520
9/2014	SW 4	WI 7	TR	109511	505003	103702	523035	387791	1,281
9/2014	SW 4	WI 7	TR	109665	505003	103702	521370	28788	180
9/2014	SW 4	WI 7	TR	109975	505003	103702	521172	28846	115
9/2014	SW 4	WI 7	TR	109975	505003	103702	521250	28841	4
9/2014	SW 4	WI 7	TR	109975	505003	103702	521784	28720	4
9/2014	SW 4	WI 7	TR	109975	505003	103702	523034	384136	11,278
9/2014	SW 4	WI 7	TR	110885	505003	103702	521172	28846	3,341

ANR Pipeline Company Transportation Services Fuel By Route Analysis
--

VASCR351

 Reporting Year: *January - December 2014*
 Production Period: 09/2014

<u>Production Period</u>	<u>Receipt Segment</u>	<u>Delivery Segment</u>	<u>Service Class</u>	<u>Svc Req Contract</u>	<u>Receipt Location</u>	<u>Receipt Loc Prop</u>	<u>Delivery Location</u>	<u>Delivery Loc Prop</u>	<u>Fuel Quantity</u>
9/2014	SW 4	WI 7	TR	110885	505003	103702	521250	28841	998
9/2014	SW 4	WI 7	TR	110885	505003	103702	521650	269472	38
9/2014	SW 4	WI 7	TR	110885	505003	103702	523032	384134	7,185
9/2014	SW 4	WI 7	TR	110885	505003	103702	523034	384136	6,514
9/2014	SW 4	WI 7	TR	112923	505003	103702	521172	28846	3,930
9/2014	SW 4	WI 7	TR	112924	505003	103702	505024	139256	2,100
9/2014	SW 4	WI 7	TR	113372	505003	103702	521172	28846	2,428
9/2014	SW 4	WI 7	TR	113372	505003	103702	521178	28883	26
9/2014	SW 4	WI 7	TR	113372	505003	103702	521204	28672	113
9/2014	SW 4	WI 7	TR	113372	505003	103702	521210	28828	4
9/2014	SW 4	WI 7	TR	113372	505003	103702	521214	40197	69
9/2014	SW 4	WI 7	TR	113372	505003	103702	521240	28759	442
9/2014	SW 4	WI 7	TR	113372	505003	103702	521246	28844	70
9/2014	SW 4	WI 7	TR	113372	505003	103702	521262	36868	8
9/2014	SW 4	WI 7	TR	113372	505003	103702	521266	28702	390
9/2014	SW 4	WI 7	TR	113372	505003	103702	521314	28661	46
9/2014	SW 4	WI 7	TR	113372	505003	103702	521322	28868	30
9/2014	SW 4	WI 7	TR	113372	505003	103702	521374	28662	19
9/2014	SW 4	WI 7	TR	113372	505003	103702	521676	100052	6
9/2014	SW 4	WI 7	TR	113372	505003	103702	521784	28720	20
9/2014	SW 4	WI 7	TR	113372	505003	103702	521814	36934	143
9/2014	SW 4	WI 7	TR	113372	505003	103702	523034	384136	60
9/2014	SW 4	WI 7	TR	114497	505003	103702	521172	28846	2,562
9/2014	SW 4	WI 7	TR	114497	505003	103702	521174	28778	364
9/2014	SW 4	WI 7	TR	114497	505003	103702	521246	28844	21
9/2014	SW 4	WI 7	TR	114497	505003	103702	521250	28841	63
9/2014	SW 4	WI 7	TR	114497	505003	103702	521266	28702	231
9/2014	SW 4	WI 7	TR	114497	505003	103702	521314	28661	4,802
9/2014	SW 4	WI 7	TR	114497	505003	103702	521386	174791	15
9/2014	SW 4	WI 7	TR	114497	505003	103702	521650	269472	750
9/2014	SW 4	WI 7	TR	114497	505003	103702	521784	28720	73
9/2014	SW 4	WI 7	TR	114497	505003	103702	521786	28798	12
9/2014	SW 4	WI 7	TR	114497	505003	103702	523032	384134	7,836

**ANR Pipeline Company
 Transportation Services
 Fuel By Route Analysis**
VASCR351

 Reporting Year: *January - December 2014*
 Production Period: **09/2014**

<u>Production Period</u>	<u>Receipt Segment</u>	<u>Delivery Segment</u>	<u>Service Class</u>	<u>Svc Req Contract</u>	<u>Receipt Location</u>	<u>Receipt Loc Prop</u>	<u>Delivery Location</u>	<u>Delivery Loc Prop</u>	<u>Fuel Quantity</u>
9/2014	SW 4	WI 7	TR	114497	505003	103702	523034	384136	384
9/2014	SW 4	WI 7	TR	114532	505003	103702	521012	40226	1,092
9/2014	SW 4	WI 7	TR	114532	505003	103702	521168	28834	374
9/2014	SW 4	WI 7	TR	114532	505003	103702	521172	28846	637
9/2014	SW 4	WI 7	TR	114532	505003	103702	521174	28778	986
9/2014	SW 4	WI 7	TR	114532	505003	103702	521176	28859	77
9/2014	SW 4	WI 7	TR	114532	505003	103702	521178	28883	246
9/2014	SW 4	WI 7	TR	114532	505003	103702	521180	28875	30
9/2014	SW 4	WI 7	TR	114532	505003	103702	521196	28771	8
9/2014	SW 4	WI 7	TR	114532	505003	103702	521200	28679	36
9/2014	SW 4	WI 7	TR	114532	505003	103702	521204	28672	256
9/2014	SW 4	WI 7	TR	114532	505003	103702	521210	28828	298
9/2014	SW 4	WI 7	TR	114532	505003	103702	521214	40197	152
9/2014	SW 4	WI 7	TR	114532	505003	103702	521222	28765	12
9/2014	SW 4	WI 7	TR	114532	505003	103702	521238	28836	30
9/2014	SW 4	WI 7	TR	114532	505003	103702	521240	28759	256
9/2014	SW 4	WI 7	TR	114532	505003	103702	521242	139405	40
9/2014	SW 4	WI 7	TR	114532	505003	103702	521246	28844	608
9/2014	SW 4	WI 7	TR	114532	505003	103702	521262	36868	1,125
9/2014	SW 4	WI 7	TR	114532	505003	103702	521266	28702	1,410
9/2014	SW 4	WI 7	TR	114532	505003	103702	521314	28661	2,166
9/2014	SW 4	WI 7	TR	114532	505003	103702	521322	28868	341
9/2014	SW 4	WI 7	TR	114532	505003	103702	521344	28734	30
9/2014	SW 4	WI 7	TR	114532	505003	103702	521374	28662	57
9/2014	SW 4	WI 7	TR	114532	505003	103702	521386	174791	95
9/2014	SW 4	WI 7	TR	114532	505003	103702	521676	100052	609
9/2014	SW 4	WI 7	TR	114532	505003	103702	521784	28720	1,153
9/2014	SW 4	WI 7	TR	114532	505003	103702	521814	36934	63
9/2014	SW 4	WI 7	TR	114532	505003	103702	523034	384136	635
9/2014	SW 4	WI 7	TR	115269	505003	103702	505437	395744	34,589
9/2014	SW 4	WI 7	TR	117331	505003	103702	505021	139253	12,449
9/2014	SW 4	WI 7	TR	122067	505003	103702	523035	387791	218
9/2014	SW 4	WI 7	TR	123297	505003	103702	521314	28661	96

**ANR Pipeline Company
 Transportation Services
 Fuel By Route Analysis**
VASCR351

 Reporting Year: *January - December 2014*
 Production Period: 09/2014

<u>Production Period</u>	<u>Receipt Segment</u>	<u>Delivery Segment</u>	<u>Service Class</u>	<u>Svc Req Contract</u>	<u>Receipt Location</u>	<u>Receipt Loc Prop</u>	<u>Delivery Location</u>	<u>Delivery Loc Prop</u>	<u>Fuel Quantity</u>
9/2014	SW 4	WI 7	TR	123297	505003	103702	521650	269472	73
9/2014	SW 4	WI 7	TR	123297	505003	103702	523032	384134	610
9/2014	SW 4	WI 7	TR	123297	505003	103702	523034	384136	707
9/2014	SW 4	WI 7	TR	123297	505003	103702	523035	387791	1,875
9/2014	SW 4	WI 7	TR	123649	505003	103702	521316	28831	810
9/2014	SW 4	WI 7	TR	123823	505003	103702	521178	28883	519
9/2014	SW 4	WI 7	TR	123823	505003	103702	521324	28794	521
9/2014	SW 4	WI 7	TR	124373	505003	103702	521012	40226	3
9/2014	SW 4	WI 7	TR	124373	505003	103702	521034	183670	76
9/2014	SW 4	WI 7	TR	124373	505003	103702	521172	28846	36
9/2014	SW 4	WI 7	TR	124373	505003	103702	521266	28702	85
9/2014	SW 4	WI 7	TR	124373	505003	103702	521314	28661	1,345
9/2014	SW 4	WI 7	TR	124373	505003	103702	521394	36936	61
9/2014	SW 4	WI 7	TR	124373	505003	103702	521676	100052	175
9/2014	SW 4	WI 7	TR	124479	505003	103702	523034	384136	24
9/2014	SW 4	WI 7	TR	124566	505003	103702	521266	28702	3,055
9/2014	SW 4	WI 7	TR	124566	505003	103702	521314	28661	235
9/2014	SW 4	WI 7	TR	124566	505003	103702	521654	284917	100
9/2014	SW 4	WI 7	TR	124566	505003	103702	523035	387791	1,845
9/2014	SW 4	WI 7	TR	124608	505003	103702	521650	269472	31
9/2014	SW 4	WI 7	TR	124608	505003	103702	523032	384134	499
9/2014	SW 4	WI 7	TR	124608	505003	103702	523034	384136	512
9/2014	SW 4	WI 7	TR	124608	505003	103702	523035	387791	711
9/2014	SW 4	WI 7	TR	124691	505003	103702	521260	36867	509
9/2014	SW 4	WI 7	TS	123061	505003	103702	521396	150407	354
9/2014	SW 4	WI 7	TS	123220	505003	103702	521392	28730	1,215
	Segment								157,090
9/2014	WI 7	MI 7	TR	106211	510033	28873	505038	153808	990
9/2014	WI 7	MI 7	TR	107879	510033	28873	505038	153808	23
9/2014	WI 7	MI 7	TR	112165	510041	11661	521634	11566	3,390
9/2014	WI 7	MI 7	TR	113186	521650	269472	505038	153808	184
9/2014	WI 7	MI 7	TR	113239	510006	28808	505038	153808	300
9/2014	WI 7	MI 7	TR	115070	510006	28808	505038	153808	14

ANR Pipeline Company Transportation Services Fuel By Route Analysis
--

VASCR351

 Reporting Year: *January - December 2014*
 Production Period: **09/2014**

<u>Production Period</u>	<u>Receipt Segment</u>	<u>Delivery Segment</u>	<u>Service Class</u>	<u>Svc Req Contract</u>	<u>Receipt Location</u>	<u>Receipt Loc Prop</u>	<u>Delivery Location</u>	<u>Delivery Loc Prop</u>	<u>Fuel Quantity</u>
9/2014	WI 7	MI 7	TR	116064	521650	269472	505038	153808	552
9/2014	WI 7	MI 7	TR	117358	505021	139253	505038	153808	18
9/2014	WI 7	MI 7	TR	118794	510006	28808	505038	153808	92
9/2014	WI 7	MI 7	TR	120571	510041	11661	505038	153808	13,800
9/2014	WI 7	MI 7	TR	123976	510006	28808	505038	153808	253
9/2014	WI 7	MI 7	TR	123976	510006	28808	505108	243097	23
9/2014	WI 7	MI 7	TR	123976	510006	28808	521030	282436	148
9/2014	WI 7	MI 7	TR	124006	510006	28808	505038	153808	132
9/2014	WI 7	MI 7	TR	124006	510006	28808	521985	278172	145
9/2014	WI 7	MI 7	TR	124007	510006	28808	505038	153808	16
9/2014	WI 7	MI 7	TR	124572	521266	28702	505038	153808	672
9/2014	WI 7	MI 7	TR	124572	521266	28702	505137	320550	56
9/2014	WI 7	MI 7	TR	125043	510033	28873	505038	153808	1
9/2014	WI 7	MI 7	TR	125043	510033	28873	521116	42078	44
9/2014	WI 7	MI 7	TR	125043	510033	28873	521634	11566	91
9/2014	WI 7	MI 7	TR	125070	510006	28808	505038	153808	45
	Segment								20,989
9/2014	WI 7	WI 7	TR	107879	510033	28873	505023	139255	13
9/2014	WI 7	WI 7	TR	109974	523034	384136	521786	28798	34
9/2014	WI 7	WI 7	TR	111972	510041	11661	521012	40226	180
9/2014	WI 7	WI 7	TR	112923	510033	28873	505023	139255	232
9/2014	WI 7	WI 7	TR	113186	521650	269472	523032	384134	115
9/2014	WI 7	WI 7	TR	114497	510006	28808	521314	28661	17
9/2014	WI 7	WI 7	TR	114497	510033	28873	521172	28846	27
9/2014	WI 7	WI 7	TR	114497	510033	28873	521174	28778	6
9/2014	WI 7	WI 7	TR	114497	510033	28873	521176	28859	15
9/2014	WI 7	WI 7	TR	114497	510033	28873	521200	28679	30
9/2014	WI 7	WI 7	TR	114497	510033	28873	521240	28759	15
9/2014	WI 7	WI 7	TR	114497	510033	28873	521246	28844	13
9/2014	WI 7	WI 7	TR	114497	510033	28873	521266	28702	31
9/2014	WI 7	WI 7	TR	114497	510033	28873	521314	28661	32
9/2014	WI 7	WI 7	TR	114497	510033	28873	521322	28868	15
9/2014	WI 7	WI 7	TR	114497	510033	28873	521340	28732	30

**ANR Pipeline Company
Transportation Services
Fuel By Route Analysis**

VASCR351

Reporting Year: *January - December 2014*
 Production Period: **09/2014**

<u>Production Period</u>	<u>Receipt Segment</u>	<u>Delivery Segment</u>	<u>Service Class</u>	<u>Svc Req Contract</u>	<u>Receipt Location</u>	<u>Receipt Loc Prop</u>	<u>Delivery Location</u>	<u>Delivery Loc Prop</u>	<u>Fuel Quantity</u>
9/2014	WI 7	WI 7	TR	114497	510033	28873	521386	174791	16
9/2014	WI 7	WI 7	TR	114497	510033	28873	521650	269472	24
9/2014	WI 7	WI 7	TR	114497	510033	28873	521676	100052	6
9/2014	WI 7	WI 7	TR	114497	510033	28873	523032	384134	192
9/2014	WI 7	WI 7	TR	115070	510006	28808	505023	139255	14
9/2014	WI 7	WI 7	TR	116064	521650	269472	523032	384134	364
9/2014	WI 7	WI 7	TR	116064	523032	384134	521650	269472	35
9/2014	WI 7	WI 7	TR	117332	510006	28808	505021	139253	1,530
9/2014	WI 7	WI 7	TR	118794	510006	28808	505023	139255	9
9/2014	WI 7	WI 7	TR	122248	510033	28873	521108	11702	5,760
9/2014	WI 7	WI 7	TR	123976	510006	28808	521654	284917	76
9/2014	WI 7	WI 7	TR	123976	510006	28808	523032	384134	166
9/2014	WI 7	WI 7	TR	123976	510033	28873	521314	28661	2
9/2014	WI 7	WI 7	TR	123976	510033	28873	523032	384134	62
9/2014	WI 7	WI 7	TR	124006	510006	28808	521012	40226	178
9/2014	WI 7	WI 7	TR	124006	510006	28808	521034	183670	602
9/2014	WI 7	WI 7	TR	124006	510006	28808	521172	28846	309
9/2014	WI 7	WI 7	TR	124006	510006	28808	521176	28859	245
9/2014	WI 7	WI 7	TR	124006	510006	28808	521178	28883	81
9/2014	WI 7	WI 7	TR	124006	510006	28808	521180	28875	135
9/2014	WI 7	WI 7	TR	124006	510006	28808	521188	28862	327
9/2014	WI 7	WI 7	TR	124006	510006	28808	521198	28782	58
9/2014	WI 7	WI 7	TR	124006	510006	28808	521210	28828	178
9/2014	WI 7	WI 7	TR	124006	510006	28808	521240	28759	171
9/2014	WI 7	WI 7	TR	124006	510006	28808	521246	28844	328
9/2014	WI 7	WI 7	TR	124006	510006	28808	521266	28702	774
9/2014	WI 7	WI 7	TR	124006	510006	28808	521314	28661	99
9/2014	WI 7	WI 7	TR	124006	510006	28808	521394	36936	455
9/2014	WI 7	WI 7	TR	124006	510006	28808	521676	100052	1,067
9/2014	WI 7	WI 7	TR	124006	510006	28808	523034	384136	73
9/2014	WI 7	WI 7	TR	124007	510006	28808	521314	28661	38
9/2014	WI 7	WI 7	TR	124007	510006	28808	521676	100052	20
9/2014	WI 7	WI 7	TR	124007	510041	11661	521034	183670	5

**ANR Pipeline Company
Transportation Services
Fuel By Route Analysis**

VASCR351

Reporting Year: *January - December 2014*
Production Period: **09/2014**

<u>Production Period</u>	<u>Receipt Segment</u>	<u>Delivery Segment</u>	<u>Service Class</u>	<u>Svc Req Contract</u>	<u>Receipt Location</u>	<u>Receipt Loc Prop</u>	<u>Delivery Location</u>	<u>Delivery Loc Prop</u>	<u>Fuel Quantity</u>
9/2014	WI 7	WI 7	TR	124196	510033	28873	523035	387791	71
9/2014	WI 7	WI 7	TR	124373	510006	28808	521314	28661	269
9/2014	WI 7	WI 7	TR	124373	510006	28808	521676	100052	43
9/2014	WI 7	WI 7	TR	125024	510006	28808	521012	40226	1
9/2014	WI 7	WI 7	TR	125024	510006	28808	521172	28846	256
9/2014	WI 7	WI 7	TR	125024	510006	28808	521174	28778	3
9/2014	WI 7	WI 7	TR	125024	510006	28808	521198	28782	2
9/2014	WI 7	WI 7	TR	125024	510006	28808	521212	28882	4
9/2014	WI 7	WI 7	TR	125024	510006	28808	521214	40197	8
9/2014	WI 7	WI 7	TR	125024	510006	28808	521218	28865	4
9/2014	WI 7	WI 7	TR	125024	510006	28808	521230	28819	17
9/2014	WI 7	WI 7	TR	125024	510006	28808	521240	28759	2
9/2014	WI 7	WI 7	TR	125024	510006	28808	521246	28844	4
9/2014	WI 7	WI 7	TR	125024	510006	28808	521252	28779	92
9/2014	WI 7	WI 7	TR	125024	510006	28808	521260	36867	7
9/2014	WI 7	WI 7	TR	125024	510006	28808	521302	28747	4
9/2014	WI 7	WI 7	TR	125024	510006	28808	521314	28661	2
9/2014	WI 7	WI 7	TR	125024	510006	28808	521356	28774	8
9/2014	WI 7	WI 7	TR	125024	510006	28808	521784	28720	138
9/2014	WI 7	WI 7	TR	125024	510006	28808	521814	36934	92
9/2014	WI 7	WI 7	TR	125024	510006	28808	523041	395460	24
9/2014	WI 7	WI 7	TR	125029	510006	28808	521784	28720	22
9/2014	WI 7	WI 7	TR	125029	510006	28808	523032	384134	45
9/2014	WI 7	WI 7	TR	125030	510041	11661	523034	384136	184
Segment									15,506
Total for 09/2014									1,628,286

ANR Pipeline Company Transportation Services Fuel By Route Analysis
--

VASCR351

 Reporting Year: *January - December 2014*
 Production Period: 10/2014

<u>Production Period</u>	<u>Receipt Segment</u>	<u>Delivery Segment</u>	<u>Service Class</u>	<u>Svc Req Contract</u>	<u>Receipt Location</u>	<u>Receipt Loc Prop</u>	<u>Delivery Location</u>	<u>Delivery Loc Prop</u>	<u>Fuel Quantity</u>
10/2014	ME 2	ME 2	TR	121148	513090	927982	521660	153751	402
10/2014	ME 2	ME 2	TR	123706	513087	924935	521668	22975	219
	Segment								621
10/2014	ME 2	ME 3	TR	118249	513084	803184	521620	16118	3,255
10/2014	ME 2	ME 3	TR	120144	513083	803183	521626	40184	544
10/2014	ME 2	ME 3	TR	120144	513084	803184	521626	40184	2,693
10/2014	ME 2	ME 3	TR	120144	513087	924935	521626	40184	211
10/2014	ME 2	ME 3	TR	124076	513084	803184	521010	40186	75
10/2014	ME 2	ME 3	TR	124076	513084	803184	521092	4475	737
10/2014	ME 2	ME 3	TR	124076	513084	803184	521528	4351	8
10/2014	ME 2	ME 3	TR	124076	513084	803184	521534	138745	24
10/2014	ME 2	ME 3	TR	124206	513084	803184	521552	16265	156
10/2014	ME 2	ME 3	TR	124300	513084	803184	521626	40184	186
10/2014	ME 2	ME 3	TR	124997	505233	154017	505566	1389406	792
10/2014	ME 2	ME 3	TR	124997	513054	467676	505566	1389406	449
10/2014	ME 2	ME 3	TR	124997	513083	803183	505566	1389406	354
10/2014	ME 2	ME 3	TR	124997	513084	803184	505566	1389406	1,796
10/2014	ME 2	ME 3	TR	125123	513084	803184	521626	40184	377
10/2014	ME 2	ME 3	TR	125204	513084	803184	521010	40186	95
10/2014	ME 2	ME 3	TR	125204	513084	803184	521626	40184	21
	Segment								11,773
10/2014	ME 2	MI 7	TR	106308	521594	20666	505038	153808	94
10/2014	ME 2	MI 7	TR	110024	513084	803184	505038	153808	4,299
10/2014	ME 2	MI 7	TR	110024	513084	803184	521118	11578	6,890
10/2014	ME 2	MI 7	TR	118903	513084	803184	521116	42078	19,232
10/2014	ME 2	MI 7	TR	118903	513090	927982	521116	42078	2,283
10/2014	ME 2	MI 7	TR	119986	513084	803184	505038	153808	8,585
10/2014	ME 2	MI 7	TR	120144	513083	803183	505038	153808	73
10/2014	ME 2	MI 7	TR	120144	513083	803183	521074	40470	187
10/2014	ME 2	MI 7	TR	120144	513083	803183	521116	42078	194
10/2014	ME 2	MI 7	TR	120144	513083	803183	521144	11580	70
10/2014	ME 2	MI 7	TR	120144	513083	803183	521146	11785	97

ANR Pipeline Company Transportation Services Fuel By Route Analysis
--

VASCR351

 Reporting Year: *January - December 2014*
 Production Period: 10/2014

<u>Production Period</u>	<u>Receipt Segment</u>	<u>Delivery Segment</u>	<u>Service Class</u>	<u>Svc Req Contract</u>	<u>Receipt Location</u>	<u>Receipt Loc Prop</u>	<u>Delivery Location</u>	<u>Delivery Loc Prop</u>	<u>Fuel Quantity</u>
10/2014	ME 2	MI 7	TR	120144	513083	803183	521154	11574	113
10/2014	ME 2	MI 7	TR	120144	513083	803183	521156	11572	33
10/2014	ME 2	MI 7	TR	120144	513083	803183	521158	11581	106
10/2014	ME 2	MI 7	TR	120144	513083	803183	521162	11748	61
10/2014	ME 2	MI 7	TR	120144	513083	803183	521670	40468	62
10/2014	ME 2	MI 7	TR	120144	513084	803184	505038	153808	15
10/2014	ME 2	MI 7	TR	120144	513084	803184	521074	40470	21
10/2014	ME 2	MI 7	TR	120144	513084	803184	521116	42078	94
10/2014	ME 2	MI 7	TR	120144	513084	803184	521142	40477	8
10/2014	ME 2	MI 7	TR	120144	513084	803184	521156	11572	34
10/2014	ME 2	MI 7	TR	120144	513084	803184	521158	11581	101
10/2014	ME 2	MI 7	TR	120144	513084	803184	521162	11748	2
10/2014	ME 2	MI 7	TR	120144	513084	803184	521670	40468	733
10/2014	ME 2	MI 7	TR	120144	513084	803184	521962	139401	232
10/2014	ME 2	MI 7	TR	120144	513087	924935	505038	153808	111
10/2014	ME 2	MI 7	TR	120144	513087	924935	521074	40470	641
10/2014	ME 2	MI 7	TR	120144	513087	924935	521116	42078	1,911
10/2014	ME 2	MI 7	TR	120144	513087	924935	521118	11578	44
10/2014	ME 2	MI 7	TR	120144	513087	924935	521122	11751	396
10/2014	ME 2	MI 7	TR	120144	513087	924935	521138	11680	50
10/2014	ME 2	MI 7	TR	120144	513087	924935	521142	40477	28
10/2014	ME 2	MI 7	TR	120144	513087	924935	521144	11580	452
10/2014	ME 2	MI 7	TR	120144	513087	924935	521146	11785	315
10/2014	ME 2	MI 7	TR	120144	513087	924935	521154	11574	318
10/2014	ME 2	MI 7	TR	120144	513087	924935	521156	11572	168
10/2014	ME 2	MI 7	TR	120144	513087	924935	521158	11581	537
10/2014	ME 2	MI 7	TR	120144	513087	924935	521162	11748	43
10/2014	ME 2	MI 7	TR	120144	513087	924935	521670	40468	1,311
10/2014	ME 2	MI 7	TR	120144	513087	924935	521962	139401	544
10/2014	ME 2	MI 7	TR	120144	513090	927982	521670	40468	27
10/2014	ME 2	MI 7	TR	121893	513084	803184	505038	153808	3,276
10/2014	ME 2	MI 7	TR	121893	513084	803184	521932	138744	3,982
10/2014	ME 2	MI 7	TR	123566	513084	803184	521588	40481	2,976

**ANR Pipeline Company
 Transportation Services
 Fuel By Route Analysis**
VASCR351

 Reporting Year: *January - December 2014*
 Production Period: 10/2014

<u>Production Period</u>	<u>Receipt Segment</u>	<u>Delivery Segment</u>	<u>Service Class</u>	<u>Svc Req Contract</u>	<u>Receipt Location</u>	<u>Receipt Loc Prop</u>	<u>Delivery Location</u>	<u>Delivery Loc Prop</u>	<u>Fuel Quantity</u>
10/2014	ME 2	MI 7	TR	124076	513084	803184	505038	153808	9,476
10/2014	ME 2	MI 7	TR	124076	513084	803184	510005	246067	277
10/2014	ME 2	MI 7	TR	124076	513084	803184	521016	4196	389
10/2014	ME 2	MI 7	TR	124076	513084	803184	521030	282436	9,502
10/2014	ME 2	MI 7	TR	124076	513084	803184	521116	42078	2,993
10/2014	ME 2	MI 7	TR	124076	513084	803184	521622	110850	2,795
10/2014	ME 2	MI 7	TR	124076	513084	803184	521634	11566	366
10/2014	ME 2	MI 7	TR	124206	513084	803184	505020	139252	119
10/2014	ME 2	MI 7	TR	124288	513084	803184	521932	138744	8
10/2014	ME 2	MI 7	TR	124288	513084	803184	521948	4492	23
10/2014	ME 2	MI 7	TR	124298	513084	803184	505038	153808	4
10/2014	ME 2	MI 7	TR	124298	513084	803184	521932	138744	58
10/2014	ME 2	MI 7	TR	124852	513084	803184	505038	153808	236
10/2014	ME 2	MI 7	TR	124852	513084	803184	521932	138744	74
10/2014	ME 2	MI 7	TR	124853	513084	803184	505038	153808	8
10/2014	ME 2	MI 7	TR	124853	513084	803184	521932	138744	116
10/2014	ME 2	MI 7	TR	124854	513084	803184	521932	138744	340
10/2014	ME 2	MI 7	TR	124854	513084	803184	521948	4492	23
10/2014	ME 2	MI 7	TR	125123	513084	803184	505017	139249	11,997
10/2014	ME 2	MI 7	TR	125123	513084	803184	505038	153808	326
10/2014	ME 2	MI 7	TR	125123	513084	803184	521014	153852	118
10/2014	ME 2	MI 7	TR	125123	513084	803184	521116	42078	333
10/2014	ME 2	MI 7	TR	125123	513084	803184	521118	11578	2
10/2014	ME 2	MI 7	TR	125123	513084	803184	521120	11795	3
10/2014	ME 2	MI 7	TR	125123	513084	803184	521122	11751	1
10/2014	ME 2	MI 7	TR	125123	513084	803184	521124	11562	2
10/2014	ME 2	MI 7	TR	125123	513084	803184	521138	11680	1
10/2014	ME 2	MI 7	TR	125123	513084	803184	521162	11748	2
10/2014	ME 2	MI 7	TR	125123	513084	803184	521606	216654	38
10/2014	ME 2	MI 7	TR	125123	513084	803184	521634	11566	2,429
10/2014	ME 2	MI 7	TR	125123	513084	803184	521670	40468	2
10/2014	ME 2	MI 7	TR	125123	513084	803184	521932	138744	361
10/2014	ME 2	MI 7	TR	125123	513084	803184	521962	139401	531

**ANR Pipeline Company
 Transportation Services
 Fuel By Route Analysis**

VASCR351

Reporting Year: *January - December 2014*
 Production Period: 10/2014

<u>Production Period</u>	<u>Receipt Segment</u>	<u>Delivery Segment</u>	<u>Service Class</u>	<u>Svc Req Contract</u>	<u>Receipt Location</u>	<u>Receipt Loc Prop</u>	<u>Delivery Location</u>	<u>Delivery Loc Prop</u>	<u>Fuel Quantity</u>
	Segment								103,702
10/2014	ME 2	WI 7	TR	120144	513083	803183	521164	28842	67
10/2014	ME 2	WI 7	TR	120144	513084	803184	521196	28771	2
10/2014	ME 2	WI 7	TR	120144	513087	924935	521176	28859	154
10/2014	ME 2	WI 7	TR	120144	513087	924935	521186	42139	418
10/2014	ME 2	WI 7	TR	120144	513087	924935	521196	28771	67
10/2014	ME 2	WI 7	TR	120144	513087	924935	521350	28660	418
10/2014	ME 2	WI 7	TR	120144	513087	924935	521386	174791	264
10/2014	ME 2	WI 7	TR	124076	513084	803184	521250	28841	361
10/2014	ME 2	WI 7	TR	124076	513084	803184	521266	28702	60
10/2014	ME 2	WI 7	TR	124076	513084	803184	523032	384134	881
10/2014	ME 2	WI 7	TR	124076	513084	803184	523034	384136	203
10/2014	ME 2	WI 7	TR	125123	513084	803184	521784	28720	55
	Segment								2,950
10/2014	ME 3	ME 3	TR	110506	513085	742252	520005	15672	14
10/2014	ME 3	ME 3	TR	110506	513085	742252	520027	295956	157
10/2014	ME 3	ME 3	TR	110507	510008	38224	521552	16265	11
10/2014	ME 3	ME 3	TR	110507	513085	742252	520005	15672	541
10/2014	ME 3	ME 3	TR	110507	513085	742252	520018	22986	1,129
10/2014	ME 3	ME 3	TR	110507	513085	742252	520027	295956	766
10/2014	ME 3	ME 3	TR	110507	513085	742252	521552	16265	110
10/2014	ME 3	ME 3	TR	110884	513085	742252	521620	16118	7,863
10/2014	ME 3	ME 3	TR	110885	513085	742252	505238	174721	2,472
10/2014	ME 3	ME 3	TR	110885	513085	742252	520018	22986	623
10/2014	ME 3	ME 3	TR	110885	513085	742252	521010	40186	1,026
10/2014	ME 3	ME 3	TR	110885	513085	742252	521528	4351	601
10/2014	ME 3	ME 3	TR	110885	513085	742252	521530	4274	31
10/2014	ME 3	ME 3	TR	110885	513085	742252	521572	40455	858
10/2014	ME 3	ME 3	TR	110885	513085	742252	521576	40189	30
10/2014	ME 3	ME 3	TR	110885	513085	742252	521620	16118	60
10/2014	ME 3	ME 3	TR	110885	513085	742252	521626	40184	793
10/2014	ME 3	ME 3	TR	110889	513085	742252	521010	40186	464

ANR Pipeline Company Transportation Services Fuel By Route Analysis
--

VASCR351

 Reporting Year: *January - December 2014*
 Production Period: 10/2014

<u>Production Period</u>	<u>Receipt Segment</u>	<u>Delivery Segment</u>	<u>Service Class</u>	<u>Svc Req Contract</u>	<u>Receipt Location</u>	<u>Receipt Loc Prop</u>	<u>Delivery Location</u>	<u>Delivery Loc Prop</u>	<u>Fuel Quantity</u>
10/2014	ME 3	ME 3	TR	113877	513085	742252	521010	40186	310
10/2014	ME 3	ME 3	TR	113880	513085	742252	521010	40186	248
10/2014	ME 3	ME 3	TR	113884	513085	742252	521010	40186	527
10/2014	ME 3	ME 3	TR	113886	513085	742252	521010	40186	155
10/2014	ME 3	ME 3	TR	113904	513085	742252	521010	40186	155
10/2014	ME 3	ME 3	TR	113915	513085	742252	521010	40186	124
10/2014	ME 3	ME 3	TR	113987	513085	742252	520005	15672	19
10/2014	ME 3	ME 3	TR	113987	513085	742252	521528	4351	45
10/2014	ME 3	ME 3	TR	113987	513085	742252	521530	4274	40
10/2014	ME 3	ME 3	TR	114015	513085	742252	520005	15672	11
10/2014	ME 3	ME 3	TR	115126	505227	153721	505564	1389346	9
10/2014	ME 3	ME 3	TR	118863	505227	153721	521986	277052	104
10/2014	ME 3	ME 3	TR	120104	510038	48639	521010	40186	13
10/2014	ME 3	ME 3	TR	124783	505227	153721	523038	398767	4
10/2014	ME 3	ME 3	TR	124966	510008	38224	521010	40186	105
10/2014	ME 3	ME 3	TR	125110	513085	742252	521010	40186	22
10/2014	ME 3	ME 3	TR	125110	513085	742252	521092	4475	132
10/2014	ME 3	ME 3	TR	125110	513085	742252	521534	138745	7
10/2014	ME 3	ME 3	TR	125110	513085	742252	521626	40184	65
10/2014	ME 3	ME 3	TR	125145	513125	1387755	521572	40455	14
10/2014	ME 3	ME 3	TR	125145	513125	1387755	521626	40184	32
10/2014	ME 3	ME 3	TR	125146	513125	1387755	521626	40184	36
10/2014	ME 3	ME 3	TR	125148	513085	742252	521572	40455	140
10/2014	ME 3	ME 3	TR	125149	513085	742252	521572	40455	140
10/2014	ME 3	ME 3	TR	125163	513125	1387755	521572	40455	14
10/2014	ME 3	ME 3	TR	125163	513125	1387755	521626	40184	110
10/2014	ME 3	ME 3	TR	125164	513125	1387755	521092	4475	6
10/2014	ME 3	ME 3	TR	125164	513125	1387755	521626	40184	103
10/2014	ME 3	ME 3	TR	125166	513125	1387755	521010	40186	3
10/2014	ME 3	ME 3	TR	125166	513125	1387755	521572	40455	14
10/2014	ME 3	ME 3	TR	125166	513125	1387755	521626	40184	121
10/2014	ME 3	ME 3	TR	125167	513125	1387755	521010	40186	197
10/2014	ME 3	ME 3	TR	125167	513125	1387755	521092	4475	28

**ANR Pipeline Company
 Transportation Services
 Fuel By Route Analysis**
VASCR351

 Reporting Year: *January - December 2014*
 Production Period: 10/2014

<u>Production Period</u>	<u>Receipt Segment</u>	<u>Delivery Segment</u>	<u>Service Class</u>	<u>Svc Req Contract</u>	<u>Receipt Location</u>	<u>Receipt Loc Prop</u>	<u>Delivery Location</u>	<u>Delivery Loc Prop</u>	<u>Fuel Quantity</u>
10/2014	ME 3	ME 3	TR	125167	513125	1387755	521572	40455	27
10/2014	ME 3	ME 3	TR	125167	513125	1387755	521626	40184	985
10/2014	ME 3	ME 3	TR	125168	513125	1387755	521010	40186	972
10/2014	ME 3	ME 3	TR	125168	513125	1387755	521092	4475	688
10/2014	ME 3	ME 3	TR	125168	513125	1387755	521552	16265	41
10/2014	ME 3	ME 3	TR	125168	513125	1387755	521572	40455	84
10/2014	ME 3	ME 3	TR	125168	513125	1387755	521626	40184	2,378
10/2014	ME 3	ME 3	TR	125169	513125	1387755	521626	40184	420
	Segment								26,197
10/2014	ME 3	MI 7	TR	1700	505008	139236	505038	153808	30
10/2014	ME 3	MI 7	TR	15400	505032	139374	505038	153808	91
10/2014	ME 3	MI 7	TR	109718	510008	38224	505038	153808	6,997
10/2014	ME 3	MI 7	TR	110885	513085	742252	505038	153808	3,786
10/2014	ME 3	MI 7	TR	110885	513085	742252	505108	243097	260
10/2014	ME 3	MI 7	TR	110885	513085	742252	521008	11616	1,335
10/2014	ME 3	MI 7	TR	110885	513085	742252	521116	42078	962
10/2014	ME 3	MI 7	TR	110885	513085	742252	521634	11566	1,768
10/2014	ME 3	MI 7	TR	110885	513085	742252	521985	278172	3,473
10/2014	ME 3	MI 7	TR	110889	513085	742252	521074	40470	104
10/2014	ME 3	MI 7	TR	110889	513085	742252	521116	42078	760
10/2014	ME 3	MI 7	TR	110889	513085	742252	521138	11680	546
10/2014	ME 3	MI 7	TR	110889	513085	742252	521144	11580	24
10/2014	ME 3	MI 7	TR	110889	513085	742252	521146	11785	9
10/2014	ME 3	MI 7	TR	110889	513085	742252	521670	40468	236
10/2014	ME 3	MI 7	TR	110889	513085	742252	521962	139401	112
10/2014	ME 3	MI 7	TR	111288	505007	139235	505038	153808	11
10/2014	ME 3	MI 7	TR	111928	513085	742252	521116	42078	694
10/2014	ME 3	MI 7	TR	113878	513085	742252	521116	42078	253
10/2014	ME 3	MI 7	TR	113878	513085	742252	521634	11566	83
10/2014	ME 3	MI 7	TR	113878	513085	742252	521670	40468	98
10/2014	ME 3	MI 7	TR	113915	513085	742252	521116	42078	71
10/2014	ME 3	MI 7	TR	113915	513085	742252	521634	11566	90
10/2014	ME 3	MI 7	TR	113915	513085	742252	521670	40468	56

**ANR Pipeline Company
 Transportation Services
 Fuel By Route Analysis**
VASCR351

 Reporting Year: *January - December 2014*
 Production Period: 10/2014

<u>Production Period</u>	<u>Receipt Segment</u>	<u>Delivery Segment</u>	<u>Service Class</u>	<u>Svc Req Contract</u>	<u>Receipt Location</u>	<u>Receipt Loc Prop</u>	<u>Delivery Location</u>	<u>Delivery Loc Prop</u>	<u>Fuel Quantity</u>
10/2014	ME 3	MI 7	TR	113919	513085	742252	521116	42078	93
10/2014	ME 3	MI 7	TR	113919	513085	742252	521156	11572	46
10/2014	ME 3	MI 7	TR	113919	513085	742252	521634	11566	122
10/2014	ME 3	MI 7	TR	113919	513085	742252	521670	40468	111
10/2014	ME 3	MI 7	TR	113922	513085	742252	521074	40470	50
10/2014	ME 3	MI 7	TR	113922	513085	742252	521116	42078	68
10/2014	ME 3	MI 7	TR	113922	513085	742252	521118	11578	98
10/2014	ME 3	MI 7	TR	113922	513085	742252	521138	11680	248
10/2014	ME 3	MI 7	TR	113922	513085	742252	521142	40477	47
10/2014	ME 3	MI 7	TR	113922	513085	742252	521144	11580	58
10/2014	ME 3	MI 7	TR	113922	513085	742252	521156	11572	19
10/2014	ME 3	MI 7	TR	113922	513085	742252	521634	11566	101
10/2014	ME 3	MI 7	TR	113922	513085	742252	521670	40468	150
10/2014	ME 3	MI 7	TR	113922	513085	742252	521962	139401	372
10/2014	ME 3	MI 7	TR	113922	513085	742252	523052	467243	60
10/2014	ME 3	MI 7	TR	113930	513085	742252	521074	40470	64
10/2014	ME 3	MI 7	TR	113930	513085	742252	521116	42078	86
10/2014	ME 3	MI 7	TR	113930	513085	742252	521118	11578	181
10/2014	ME 3	MI 7	TR	113930	513085	742252	521634	11566	37
10/2014	ME 3	MI 7	TR	113930	513085	742252	523052	467243	35
10/2014	ME 3	MI 7	TR	113933	513085	742252	521116	42078	81
10/2014	ME 3	MI 7	TR	113933	513085	742252	521156	11572	84
10/2014	ME 3	MI 7	TR	113933	513085	742252	521634	11566	34
10/2014	ME 3	MI 7	TR	113933	513085	742252	521670	40468	49
10/2014	ME 3	MI 7	TR	113936	513085	742252	521156	11572	197
10/2014	ME 3	MI 7	TR	113936	513085	742252	521634	11566	20
10/2014	ME 3	MI 7	TR	113937	513085	742252	521074	40470	372
10/2014	ME 3	MI 7	TR	113937	513085	742252	521116	42078	4
10/2014	ME 3	MI 7	TR	113937	513085	742252	521634	11566	7
10/2014	ME 3	MI 7	TR	113937	513085	742252	521670	40468	28
10/2014	ME 3	MI 7	TR	113944	513085	742252	521116	42078	147
10/2014	ME 3	MI 7	TR	113944	513085	742252	521634	11566	115
10/2014	ME 3	MI 7	TR	113944	513085	742252	521670	40468	79

**ANR Pipeline Company
 Transportation Services
 Fuel By Route Analysis**

VASCR351

Reporting Year: *January - December 2014*
 Production Period: 10/2014

<u>Production Period</u>	<u>Receipt Segment</u>	<u>Delivery Segment</u>	<u>Service Class</u>	<u>Svc Req Contract</u>	<u>Receipt Location</u>	<u>Receipt Loc Prop</u>	<u>Delivery Location</u>	<u>Delivery Loc Prop</u>	<u>Fuel Quantity</u>
10/2014	ME 3	MI 7	TR	113945	513085	742252	521116	42078	7
10/2014	ME 3	MI 7	TR	113945	513085	742252	521144	11580	75
10/2014	ME 3	MI 7	TR	113945	513085	742252	521146	11785	236
10/2014	ME 3	MI 7	TR	113945	513085	742252	521156	11572	23
10/2014	ME 3	MI 7	TR	113945	513085	742252	521162	11748	15
10/2014	ME 3	MI 7	TR	113945	513085	742252	521634	11566	30
10/2014	ME 3	MI 7	TR	113945	513085	742252	521670	40468	79
10/2014	ME 3	MI 7	TR	113976	513085	742252	521144	11580	98
10/2014	ME 3	MI 7	TR	113976	513085	742252	521670	40468	181
10/2014	ME 3	MI 7	TR	113987	513085	742252	521074	40470	97
10/2014	ME 3	MI 7	TR	113987	513085	742252	521116	42078	115
10/2014	ME 3	MI 7	TR	113987	513085	742252	521118	11578	165
10/2014	ME 3	MI 7	TR	113987	513085	742252	521122	11751	9
10/2014	ME 3	MI 7	TR	113987	513085	742252	521124	11562	10
10/2014	ME 3	MI 7	TR	113987	513085	742252	521138	11680	8
10/2014	ME 3	MI 7	TR	113987	513085	742252	521142	40477	109
10/2014	ME 3	MI 7	TR	113987	513085	742252	521144	11580	123
10/2014	ME 3	MI 7	TR	113987	513085	742252	521146	11785	69
10/2014	ME 3	MI 7	TR	113987	513085	742252	521156	11572	55
10/2014	ME 3	MI 7	TR	113987	513085	742252	521162	11748	23
10/2014	ME 3	MI 7	TR	113987	513085	742252	521634	11566	127
10/2014	ME 3	MI 7	TR	113987	513085	742252	521670	40468	188
10/2014	ME 3	MI 7	TR	113987	513085	742252	521678	140834	185
10/2014	ME 3	MI 7	TR	113987	513085	742252	523052	467243	92
10/2014	ME 3	MI 7	TR	114015	513085	742252	521116	42078	24
10/2014	ME 3	MI 7	TR	114015	513085	742252	521118	11578	166
10/2014	ME 3	MI 7	TR	114015	513085	742252	521124	11562	9
10/2014	ME 3	MI 7	TR	114015	513085	742252	521144	11580	51
10/2014	ME 3	MI 7	TR	114015	513085	742252	521156	11572	59
10/2014	ME 3	MI 7	TR	114015	513085	742252	521634	11566	91
10/2014	ME 3	MI 7	TR	114015	513085	742252	521670	40468	80
10/2014	ME 3	MI 7	TR	118903	513085	742252	521116	42078	8,586
10/2014	ME 3	MI 7	TR	123966	513085	742252	505108	243097	21,785

ANR Pipeline Company Transportation Services Fuel By Route Analysis
--

VASCR351

 Reporting Year: *January - December 2014*
 Production Period: 10/2014

<u>Production Period</u>	<u>Receipt Segment</u>	<u>Delivery Segment</u>	<u>Service Class</u>	<u>Svc Req Contract</u>	<u>Receipt Location</u>	<u>Receipt Loc Prop</u>	<u>Delivery Location</u>	<u>Delivery Loc Prop</u>	<u>Fuel Quantity</u>
10/2014	ME 3	MI 7	TR	124050	513085	742252	505038	153808	484
10/2014	ME 3	MI 7	TR	124050	513085	742252	505108	243097	209
10/2014	ME 3	MI 7	TR	124050	513085	742252	521116	42078	15
10/2014	ME 3	MI 7	TR	124050	513085	742252	521634	11566	378
10/2014	ME 3	MI 7	TR	124050	513085	742252	521985	278172	273
10/2014	ME 3	MI 7	TR	124050	513126	1389630	505038	153808	21
10/2014	ME 3	MI 7	TR	124054	513085	742252	505038	153808	3,957
10/2014	ME 3	MI 7	TR	124054	513085	742252	505108	243097	198
10/2014	ME 3	MI 7	TR	124054	513085	742252	521116	42078	3,306
10/2014	ME 3	MI 7	TR	124054	513085	742252	521634	11566	1,430
10/2014	ME 3	MI 7	TR	124054	513085	742252	521985	278172	7,404
10/2014	ME 3	MI 7	TR	124077	513085	742252	521985	278172	48
10/2014	ME 3	MI 7	TR	124278	513085	742252	521116	42078	4,058
10/2014	ME 3	MI 7	TR	124769	513125	1387755	505038	153808	5,797
10/2014	ME 3	MI 7	TR	124769	513125	1387755	521008	11616	7,812
10/2014	ME 3	MI 7	TR	124769	513125	1387755	521122	11751	217
10/2014	ME 3	MI 7	TR	124769	513125	1387755	521162	11748	403
10/2014	ME 3	MI 7	TR	124769	513125	1387755	521634	11566	32
10/2014	ME 3	MI 7	TR	124769	513125	1387755	521690	40892	464
10/2014	ME 3	MI 7	TR	124770	513085	742252	521116	42078	415
10/2014	ME 3	MI 7	TR	124770	513125	1387755	521014	153852	2,133
10/2014	ME 3	MI 7	TR	124770	513125	1387755	521116	42078	10,289
10/2014	ME 3	MI 7	TR	124770	513125	1387755	521138	11680	998
10/2014	ME 3	MI 7	TR	124770	513125	1387755	521604	150409	589
10/2014	ME 3	MI 7	TR	124771	513125	1387755	505038	153808	2,201
10/2014	ME 3	MI 7	TR	124771	513125	1387755	521074	40470	2,039
10/2014	ME 3	MI 7	TR	124771	513125	1387755	521118	11578	351
10/2014	ME 3	MI 7	TR	124771	513125	1387755	521122	11751	246
10/2014	ME 3	MI 7	TR	124771	513125	1387755	521124	11562	670
10/2014	ME 3	MI 7	TR	124771	513125	1387755	521142	40477	101
10/2014	ME 3	MI 7	TR	124771	513125	1387755	521144	11580	812
10/2014	ME 3	MI 7	TR	124771	513125	1387755	521154	11574	9
10/2014	ME 3	MI 7	TR	124771	513125	1387755	521160	11590	31

**ANR Pipeline Company
 Transportation Services
 Fuel By Route Analysis**

VASCR351

Reporting Year: *January - December 2014*
 Production Period: 10/2014

<u>Production Period</u>	<u>Receipt Segment</u>	<u>Delivery Segment</u>	<u>Service Class</u>	<u>Svc Req Contract</u>	<u>Receipt Location</u>	<u>Receipt Loc Prop</u>	<u>Delivery Location</u>	<u>Delivery Loc Prop</u>	<u>Fuel Quantity</u>
10/2014	ME 3	MI 7	TR	124771	513125	1387755	521634	11566	125
10/2014	ME 3	MI 7	TR	124771	513125	1387755	521690	40892	1,278
10/2014	ME 3	MI 7	TR	124771	513125	1387755	523052	467243	1,994
10/2014	ME 3	MI 7	TR	124772	513125	1387755	521014	153852	3,129
10/2014	ME 3	MI 7	TR	124772	513125	1387755	521116	42078	2,667
10/2014	ME 3	MI 7	TR	124772	513125	1387755	521142	40477	316
10/2014	ME 3	MI 7	TR	124772	513125	1387755	521634	11566	3,214
10/2014	ME 3	MI 7	TR	124772	513125	1387755	521670	40468	458
10/2014	ME 3	MI 7	TR	124966	505012	139240	505038	153808	458
10/2014	ME 3	MI 7	TR	124993	505566	1389406	521116	42078	12
10/2014	ME 3	MI 7	TR	124993	513125	1387755	521116	42078	1,546
10/2014	ME 3	MI 7	TR	124993	513125	1387755	521622	110850	6,421
10/2014	ME 3	MI 7	TR	124994	513125	1387755	505038	153808	4,023
10/2014	ME 3	MI 7	TR	124994	513125	1387755	505108	243097	63
10/2014	ME 3	MI 7	TR	124994	513125	1387755	505137	320550	24
10/2014	ME 3	MI 7	TR	124994	513125	1387755	510005	246067	206
10/2014	ME 3	MI 7	TR	124994	513125	1387755	521008	11616	1,062
10/2014	ME 3	MI 7	TR	124994	513125	1387755	521030	282436	538
10/2014	ME 3	MI 7	TR	124994	513125	1387755	521622	110850	162
10/2014	ME 3	MI 7	TR	124994	513125	1387755	521690	40892	269
10/2014	ME 3	MI 7	TR	124995	513125	1387755	505038	153808	3,982
10/2014	ME 3	MI 7	TR	124995	513125	1387755	505108	243097	254
10/2014	ME 3	MI 7	TR	124995	513125	1387755	505137	320550	69
10/2014	ME 3	MI 7	TR	124995	513125	1387755	521008	11616	1,016
10/2014	ME 3	MI 7	TR	124995	513125	1387755	521030	282436	175
10/2014	ME 3	MI 7	TR	124995	513125	1387755	521116	42078	252
10/2014	ME 3	MI 7	TR	124995	513125	1387755	521622	110850	248
10/2014	ME 3	MI 7	TR	124996	505566	1389406	521116	42078	12,612
10/2014	ME 3	MI 7	TR	124996	505566	1389406	521118	11578	222
10/2014	ME 3	MI 7	TR	124996	513085	742252	505038	153808	4,267
10/2014	ME 3	MI 7	TR	124996	513085	742252	521030	282436	3,671
10/2014	ME 3	MI 7	TR	124996	513085	742252	521116	42078	50,782
10/2014	ME 3	MI 7	TR	124996	513085	742252	521118	11578	5,994

**ANR Pipeline Company
 Transportation Services
 Fuel By Route Analysis**

VASCR351

Reporting Year: *January - December 2014*
 Production Period: 10/2014

<u>Production Period</u>	<u>Receipt Segment</u>	<u>Delivery Segment</u>	<u>Service Class</u>	<u>Svc Req Contract</u>	<u>Receipt Location</u>	<u>Receipt Loc Prop</u>	<u>Delivery Location</u>	<u>Delivery Loc Prop</u>	<u>Fuel Quantity</u>
10/2014	ME 3	MI 7	TR	124996	513085	742252	521622	110850	757
10/2014	ME 3	MI 7	TR	124996	513085	742252	521634	11566	2,409
10/2014	ME 3	MI 7	TR	125110	513085	742252	505038	153808	3,762
10/2014	ME 3	MI 7	TR	125110	513085	742252	510005	246067	126
10/2014	ME 3	MI 7	TR	125110	513085	742252	521030	282436	3,161
10/2014	ME 3	MI 7	TR	125110	513085	742252	521116	42078	6,956
10/2014	ME 3	MI 7	TR	125110	513085	742252	521622	110850	3,130
10/2014	ME 3	MI 7	TR	125111	513085	742252	505108	243097	858
10/2014	ME 3	MI 7	TR	125111	513085	742252	521116	42078	7,634
10/2014	ME 3	MI 7	TR	125111	513085	742252	521634	11566	1,040
10/2014	ME 3	MI 7	TR	125116	513085	742252	505108	243097	313
10/2014	ME 3	MI 7	TR	125116	513085	742252	521116	42078	1,317
10/2014	ME 3	MI 7	TR	125145	513125	1387755	505038	153808	1,896
10/2014	ME 3	MI 7	TR	125145	513125	1387755	521116	42078	54
10/2014	ME 3	MI 7	TR	125145	513125	1387755	521118	11578	13
10/2014	ME 3	MI 7	TR	125145	513125	1387755	521120	11795	2
10/2014	ME 3	MI 7	TR	125145	513125	1387755	521122	11751	8
10/2014	ME 3	MI 7	TR	125145	513125	1387755	521124	11562	2
10/2014	ME 3	MI 7	TR	125145	513125	1387755	521140	11749	3
10/2014	ME 3	MI 7	TR	125145	513125	1387755	521142	40477	12
10/2014	ME 3	MI 7	TR	125145	513125	1387755	521156	11572	4
10/2014	ME 3	MI 7	TR	125145	513125	1387755	521162	11748	18
10/2014	ME 3	MI 7	TR	125145	513125	1387755	521670	40468	1
10/2014	ME 3	MI 7	TR	125145	513125	1387755	521690	40892	1
10/2014	ME 3	MI 7	TR	125145	513125	1387755	521932	138744	184
10/2014	ME 3	MI 7	TR	125145	513125	1387755	521962	139401	74
10/2014	ME 3	MI 7	TR	125145	513125	1387755	523052	467243	12
10/2014	ME 3	MI 7	TR	125146	513125	1387755	505038	153808	1,359
10/2014	ME 3	MI 7	TR	125146	513125	1387755	521008	11616	138
10/2014	ME 3	MI 7	TR	125146	513125	1387755	521118	11578	8
10/2014	ME 3	MI 7	TR	125146	513125	1387755	521122	11751	55
10/2014	ME 3	MI 7	TR	125146	513125	1387755	521124	11562	3
10/2014	ME 3	MI 7	TR	125146	513125	1387755	521138	11680	2

**ANR Pipeline Company
 Transportation Services
 Fuel By Route Analysis**

VASCR351

 Reporting Year: *January - December 2014*
 Production Period: 10/2014

<u>Production Period</u>	<u>Receipt Segment</u>	<u>Delivery Segment</u>	<u>Service Class</u>	<u>Svc Req Contract</u>	<u>Receipt Location</u>	<u>Receipt Loc Prop</u>	<u>Delivery Location</u>	<u>Delivery Loc Prop</u>	<u>Fuel Quantity</u>
10/2014	ME 3	MI 7	TR	125146	513125	1387755	521142	40477	3
10/2014	ME 3	MI 7	TR	125146	513125	1387755	521144	11580	32
10/2014	ME 3	MI 7	TR	125146	513125	1387755	521162	11748	378
10/2014	ME 3	MI 7	TR	125146	513125	1387755	521670	40468	5
10/2014	ME 3	MI 7	TR	125146	513125	1387755	521690	40892	135
10/2014	ME 3	MI 7	TR	125146	513125	1387755	521932	138744	142
10/2014	ME 3	MI 7	TR	125146	513125	1387755	521948	4492	8
10/2014	ME 3	MI 7	TR	125146	513125	1387755	521962	139401	37
10/2014	ME 3	MI 7	TR	125163	513125	1387755	505038	153808	43
10/2014	ME 3	MI 7	TR	125163	513125	1387755	521116	42078	1,141
10/2014	ME 3	MI 7	TR	125163	513125	1387755	521932	138744	114
10/2014	ME 3	MI 7	TR	125163	513125	1387755	521948	4492	6
10/2014	ME 3	MI 7	TR	125164	513125	1387755	521116	42078	403
10/2014	ME 3	MI 7	TR	125164	513125	1387755	521606	216654	7
10/2014	ME 3	MI 7	TR	125164	513125	1387755	521932	138744	14
10/2014	ME 3	MI 7	TR	125164	513125	1387755	521948	4492	59
10/2014	ME 3	MI 7	TR	125164	513125	1387755	521962	139401	23
10/2014	ME 3	MI 7	TR	125166	513125	1387755	505038	153808	5,160
10/2014	ME 3	MI 7	TR	125166	513125	1387755	521116	42078	162
10/2014	ME 3	MI 7	TR	125166	513125	1387755	521118	11578	43
10/2014	ME 3	MI 7	TR	125166	513125	1387755	521122	11751	34
10/2014	ME 3	MI 7	TR	125166	513125	1387755	521124	11562	9
10/2014	ME 3	MI 7	TR	125166	513125	1387755	521144	11580	32
10/2014	ME 3	MI 7	TR	125166	513125	1387755	521606	216654	143
10/2014	ME 3	MI 7	TR	125166	513125	1387755	521634	11566	11
10/2014	ME 3	MI 7	TR	125166	513125	1387755	521932	138744	272
10/2014	ME 3	MI 7	TR	125167	513125	1387755	505038	153808	349
10/2014	ME 3	MI 7	TR	125167	513125	1387755	521074	40470	2,991
10/2014	ME 3	MI 7	TR	125167	513125	1387755	521116	42078	71
10/2014	ME 3	MI 7	TR	125167	513125	1387755	521118	11578	26
10/2014	ME 3	MI 7	TR	125167	513125	1387755	521120	11795	1
10/2014	ME 3	MI 7	TR	125167	513125	1387755	521122	11751	37
10/2014	ME 3	MI 7	TR	125167	513125	1387755	521124	11562	14

ANR Pipeline Company Transportation Services Fuel By Route Analysis
--

VASCR351

 Reporting Year: *January - December 2014*
 Production Period: 10/2014

<u>Production Period</u>	<u>Receipt Segment</u>	<u>Delivery Segment</u>	<u>Service Class</u>	<u>Svc Req Contract</u>	<u>Receipt Location</u>	<u>Receipt Loc Prop</u>	<u>Delivery Location</u>	<u>Delivery Loc Prop</u>	<u>Fuel Quantity</u>
10/2014	ME 3	MI 7	TR	125167	513125	1387755	521138	11680	165
10/2014	ME 3	MI 7	TR	125167	513125	1387755	521144	11580	253
10/2014	ME 3	MI 7	TR	125167	513125	1387755	521152	11589	186
10/2014	ME 3	MI 7	TR	125167	513125	1387755	521160	11590	310
10/2014	ME 3	MI 7	TR	125167	513125	1387755	521622	110850	16
10/2014	ME 3	MI 7	TR	125167	513125	1387755	521634	11566	902
10/2014	ME 3	MI 7	TR	125167	513125	1387755	521670	40468	482
10/2014	ME 3	MI 7	TR	125167	513125	1387755	521948	4492	476
10/2014	ME 3	MI 7	TR	125167	513125	1387755	521962	139401	1,370
10/2014	ME 3	MI 7	TR	125168	513125	1387755	521116	42078	125
10/2014	ME 3	MI 7	TR	125168	513125	1387755	521932	138744	45
10/2014	ME 3	MI 7	TS	120642	505563	1389347	505038	153808	92
	Segment								278,620
10/2014	ME 3	WI 7	TR	110885	513085	742252	523034	384136	79
10/2014	ME 3	WI 7	TR	124050	513085	742252	521172	28846	317
10/2014	ME 3	WI 7	TR	124050	513085	742252	523032	384134	273
10/2014	ME 3	WI 7	TR	124050	513085	742252	523034	384136	190
10/2014	ME 3	WI 7	TR	124054	513085	742252	521172	28846	396
10/2014	ME 3	WI 7	TR	124054	513085	742252	521650	269472	192
10/2014	ME 3	WI 7	TR	124054	513085	742252	523032	384134	721
10/2014	ME 3	WI 7	TR	124054	513085	742252	523034	384136	94
10/2014	ME 3	WI 7	TR	124994	513125	1387755	521164	28842	79
10/2014	ME 3	WI 7	TR	124994	513125	1387755	521314	28661	269
10/2014	ME 3	WI 7	TR	124994	513125	1387755	523032	384134	32
10/2014	ME 3	WI 7	TR	124994	513125	1387755	523034	384136	741
10/2014	ME 3	WI 7	TR	124994	513125	1387755	523035	387791	702
10/2014	ME 3	WI 7	TR	124994	513125	1387755	523042	439345	180
10/2014	ME 3	WI 7	TR	124995	513125	1387755	521314	28661	127
10/2014	ME 3	WI 7	TR	124995	513125	1387755	523032	384134	203
10/2014	ME 3	WI 7	TR	124995	513125	1387755	523034	384136	476
10/2014	ME 3	WI 7	TR	124995	513125	1387755	523035	387791	1,011
10/2014	ME 3	WI 7	TR	124995	513125	1387755	523042	439345	58
10/2014	ME 3	WI 7	TR	124996	505566	1389406	521314	28661	634

ANR Pipeline Company Transportation Services Fuel By Route Analysis
--

VASCR351

 Reporting Year: *January - December 2014*
 Production Period: 10/2014

<u>Production Period</u>	<u>Receipt Segment</u>	<u>Delivery Segment</u>	<u>Service Class</u>	<u>Svc Req Contract</u>	<u>Receipt Location</u>	<u>Receipt Loc Prop</u>	<u>Delivery Location</u>	<u>Delivery Loc Prop</u>	<u>Fuel Quantity</u>
10/2014	ME 3	WI 7	TR	124996	513085	742252	521314	28661	5,766
10/2014	ME 3	WI 7	TR	124996	513085	742252	523032	384134	237
10/2014	ME 3	WI 7	TR	124996	513085	742252	523034	384136	143
10/2014	ME 3	WI 7	TR	124996	513085	742252	523035	387791	3,498
10/2014	ME 3	WI 7	TR	125145	513125	1387755	521172	28846	79
10/2014	ME 3	WI 7	TR	125145	513125	1387755	521784	28720	20
10/2014	ME 3	WI 7	TR	125146	513125	1387755	521314	28661	64
10/2014	ME 3	WI 7	TR	125146	513125	1387755	521784	28720	51
10/2014	ME 3	WI 7	TR	125163	513125	1387755	510033	28873	21
10/2014	ME 3	WI 7	TR	125163	513125	1387755	521012	40226	29
10/2014	ME 3	WI 7	TR	125163	513125	1387755	521168	28834	57
10/2014	ME 3	WI 7	TR	125163	513125	1387755	521172	28846	1,825
10/2014	ME 3	WI 7	TR	125163	513125	1387755	521174	28778	164
10/2014	ME 3	WI 7	TR	125163	513125	1387755	521200	28679	27
10/2014	ME 3	WI 7	TR	125163	513125	1387755	521214	40197	14
10/2014	ME 3	WI 7	TR	125163	513125	1387755	521218	28865	55
10/2014	ME 3	WI 7	TR	125163	513125	1387755	521240	28759	80
10/2014	ME 3	WI 7	TR	125163	513125	1387755	521246	28844	212
10/2014	ME 3	WI 7	TR	125163	513125	1387755	521252	28779	1,327
10/2014	ME 3	WI 7	TR	125163	513125	1387755	521260	36867	297
10/2014	ME 3	WI 7	TR	125163	513125	1387755	521266	28702	58
10/2014	ME 3	WI 7	TR	125163	513125	1387755	521298	28736	147
10/2014	ME 3	WI 7	TR	125163	513125	1387755	521314	28661	246
10/2014	ME 3	WI 7	TR	125163	513125	1387755	521316	28831	56
10/2014	ME 3	WI 7	TR	125163	513125	1387755	521324	28794	311
10/2014	ME 3	WI 7	TR	125163	513125	1387755	521336	28738	302
10/2014	ME 3	WI 7	TR	125163	513125	1387755	521374	28662	97
10/2014	ME 3	WI 7	TR	125163	513125	1387755	521784	28720	1,801
10/2014	ME 3	WI 7	TR	125163	513125	1387755	521812	40304	58
10/2014	ME 3	WI 7	TR	125163	513125	1387755	521814	36934	544
10/2014	ME 3	WI 7	TR	125163	513125	1387755	523041	395460	548
10/2014	ME 3	WI 7	TR	125164	513125	1387755	521172	28846	809
10/2014	ME 3	WI 7	TR	125164	513125	1387755	521174	28778	42

ANR Pipeline Company Transportation Services Fuel By Route Analysis

VASCR351

Reporting Year: *January - December 2014*
 Production Period: **10/2014**

<u>Production Period</u>	<u>Receipt Segment</u>	<u>Delivery Segment</u>	<u>Service Class</u>	<u>Svc Req Contract</u>	<u>Receipt Location</u>	<u>Receipt Loc Prop</u>	<u>Delivery Location</u>	<u>Delivery Loc Prop</u>	<u>Fuel Quantity</u>
10/2014	ME 3	WI 7	TR	125164	513125	1387755	521176	28859	30
10/2014	ME 3	WI 7	TR	125164	513125	1387755	521182	28854	112
10/2014	ME 3	WI 7	TR	125164	513125	1387755	521196	28771	475
10/2014	ME 3	WI 7	TR	125164	513125	1387755	521198	28782	30
10/2014	ME 3	WI 7	TR	125164	513125	1387755	521200	28679	9
10/2014	ME 3	WI 7	TR	125164	513125	1387755	521204	28672	54
10/2014	ME 3	WI 7	TR	125164	513125	1387755	521212	28882	90
10/2014	ME 3	WI 7	TR	125164	513125	1387755	521214	40197	90
10/2014	ME 3	WI 7	TR	125164	513125	1387755	521218	28865	60
10/2014	ME 3	WI 7	TR	125164	513125	1387755	521220	28766	90
10/2014	ME 3	WI 7	TR	125164	513125	1387755	521230	28819	117
10/2014	ME 3	WI 7	TR	125164	513125	1387755	521242	139405	14
10/2014	ME 3	WI 7	TR	125164	513125	1387755	521246	28844	23
10/2014	ME 3	WI 7	TR	125164	513125	1387755	521248	28811	82
10/2014	ME 3	WI 7	TR	125164	513125	1387755	521252	28779	75
10/2014	ME 3	WI 7	TR	125164	513125	1387755	521262	36868	243
10/2014	ME 3	WI 7	TR	125164	513125	1387755	521266	28702	1,479
10/2014	ME 3	WI 7	TR	125164	513125	1387755	521286	28853	40
10/2014	ME 3	WI 7	TR	125164	513125	1387755	521288	28670	30
10/2014	ME 3	WI 7	TR	125164	513125	1387755	521298	28736	90
10/2014	ME 3	WI 7	TR	125164	513125	1387755	521302	28747	120
10/2014	ME 3	WI 7	TR	125164	513125	1387755	521314	28661	675
10/2014	ME 3	WI 7	TR	125164	513125	1387755	521320	28740	60
10/2014	ME 3	WI 7	TR	125164	513125	1387755	521322	28868	160
10/2014	ME 3	WI 7	TR	125164	513125	1387755	521330	28761	60
10/2014	ME 3	WI 7	TR	125164	513125	1387755	521350	28660	60
10/2014	ME 3	WI 7	TR	125164	513125	1387755	521356	28774	241
10/2014	ME 3	WI 7	TR	125164	513125	1387755	521358	28776	30
10/2014	ME 3	WI 7	TR	125164	513125	1387755	521374	28662	30
10/2014	ME 3	WI 7	TR	125164	513125	1387755	521376	139403	14
10/2014	ME 3	WI 7	TR	125164	513125	1387755	521386	174791	35
10/2014	ME 3	WI 7	TR	125164	513125	1387755	521392	28730	90
10/2014	ME 3	WI 7	TR	125164	513125	1387755	521758	28855	14

**ANR Pipeline Company
 Transportation Services
 Fuel By Route Analysis**
VASCR351

 Reporting Year: *January - December 2014*
 Production Period: 10/2014

<u>Production Period</u>	<u>Receipt Segment</u>	<u>Delivery Segment</u>	<u>Service Class</u>	<u>Svc Req Contract</u>	<u>Receipt Location</u>	<u>Receipt Loc Prop</u>	<u>Delivery Location</u>	<u>Delivery Loc Prop</u>	<u>Fuel Quantity</u>
10/2014	ME 3	WI 7	TR	125164	513125	1387755	521784	28720	184
10/2014	ME 3	WI 7	TR	125166	513125	1387755	521172	28846	195
10/2014	ME 3	WI 7	TR	125166	513125	1387755	521266	28702	79
10/2014	ME 3	WI 7	TR	125166	513125	1387755	521314	28661	15
10/2014	ME 3	WI 7	TR	125167	513125	1387755	521784	28720	8
10/2014	ME 3	WI 7	TR	125167	513125	1387755	523032	384134	2
10/2014	ME 3	WI 7	TR	125168	513125	1387755	521784	28720	16
		Segment							31,080
10/2014	MI 7	ME 3	TR	1700	505038	153808	505008	139236	32
10/2014	MI 7	ME 3	TR	15400	505038	153808	505032	139374	17
10/2014	MI 7	ME 3	TR	109956	511136	277072	521638	153767	540
10/2014	MI 7	ME 3	TR	110885	505038	153808	505238	174721	42
10/2014	MI 7	ME 3	TR	110885	505038	153808	520018	22986	11
10/2014	MI 7	ME 3	TR	110885	505038	153808	521010	40186	17
10/2014	MI 7	ME 3	TR	110885	505038	153808	521528	4351	15
10/2014	MI 7	ME 3	TR	110885	505038	153808	521572	40455	15
10/2014	MI 7	ME 3	TR	110885	505038	153808	521576	40189	1
10/2014	MI 7	ME 3	TR	110885	505038	153808	521620	16118	1
10/2014	MI 7	ME 3	TR	110885	505038	153808	521626	40184	8
10/2014	MI 7	ME 3	TR	110885	510029	2610	505238	174721	17
10/2014	MI 7	ME 3	TR	110885	510029	2610	520018	22986	4
10/2014	MI 7	ME 3	TR	110885	510029	2610	521010	40186	7
10/2014	MI 7	ME 3	TR	110885	510029	2610	521528	4351	6
10/2014	MI 7	ME 3	TR	110885	510029	2610	521572	40455	6
10/2014	MI 7	ME 3	TR	110885	510029	2610	521626	40184	3
10/2014	MI 7	ME 3	TR	111288	505038	153808	505007	139235	81
10/2014	MI 7	ME 3	TR	112835	510005	246067	521010	40186	44
10/2014	MI 7	ME 3	TR	112835	510005	246067	521626	40184	41
10/2014	MI 7	ME 3	TR	112835	511136	277072	521010	40186	1,322
10/2014	MI 7	ME 3	TR	112835	511136	277072	521540	4223	336
10/2014	MI 7	ME 3	TR	112835	511136	277072	521552	16265	16
10/2014	MI 7	ME 3	TR	112835	511136	277072	521626	40184	1,096
10/2014	MI 7	ME 3	TR	115823	511136	277072	521626	40184	16

**ANR Pipeline Company
 Transportation Services
 Fuel By Route Analysis**
VASCR351

 Reporting Year: *January - December 2014*
 Production Period: 10/2014

<u>Production Period</u>	<u>Receipt Segment</u>	<u>Delivery Segment</u>	<u>Service Class</u>	<u>Svc Req Contract</u>	<u>Receipt Location</u>	<u>Receipt Loc Prop</u>	<u>Delivery Location</u>	<u>Delivery Loc Prop</u>	<u>Fuel Quantity</u>
10/2014	MI 7	ME 3	TR	121075	505038	153808	521620	16118	4
10/2014	MI 7	ME 3	TR	122029	510005	246067	521626	40184	133
10/2014	MI 7	ME 3	TR	122029	511136	277072	521626	40184	1,879
10/2014	MI 7	ME 3	TR	124966	505038	153808	505012	139240	1,103
10/2014	MI 7	ME 3	TS	109138	505038	153808	505011	139239	161
10/2014	MI 7	ME 3	TS	109190	505038	153808	505009	139237	3
10/2014	MI 7	ME 3	TS	120642	505038	153808	505563	1389347	36
10/2014	MI 7	ME 3	TS	123081	505038	153808	505010	139238	16
10/2014	MI 7	ME 3	TS	123608	505038	153808	521560	4481	3
	Segment								7,032
10/2014	MI 7	MI 7	TR	850	505108	243097	505038	153808	32
10/2014	MI 7	MI 7	TR	850	510005	246067	505038	153808	45
10/2014	MI 7	MI 7	TR	850	511136	277072	505038	153808	61
10/2014	MI 7	MI 7	TR	107879	511136	277072	505038	153808	1,697
10/2014	MI 7	MI 7	TR	107879	513022	338686	505038	153808	123
10/2014	MI 7	MI 7	TR	107895	511136	277072	505038	153808	276
10/2014	MI 7	MI 7	TR	107895	511136	277072	521008	11616	287
10/2014	MI 7	MI 7	TR	107899	511136	277072	505038	153808	105
10/2014	MI 7	MI 7	TR	107899	513022	338686	505038	153808	59
10/2014	MI 7	MI 7	TR	108179	510005	246067	505038	153808	274
10/2014	MI 7	MI 7	TR	108179	511136	277072	505038	153808	23
10/2014	MI 7	MI 7	TR	108283	505038	153808	521008	11616	92
10/2014	MI 7	MI 7	TR	108283	510005	246067	521116	42078	123
10/2014	MI 7	MI 7	TR	108288	505038	153808	521008	11616	12
10/2014	MI 7	MI 7	TR	108288	510005	246067	521116	42078	12
10/2014	MI 7	MI 7	TR	109014	505038	153808	505131	295958	477
10/2014	MI 7	MI 7	TR	109014	505131	295958	505038	153808	5,024
10/2014	MI 7	MI 7	TR	109024	510005	246067	505038	153808	935
10/2014	MI 7	MI 7	TR	109179	510005	246067	521116	42078	2
10/2014	MI 7	MI 7	TR	109182	510005	246067	521116	42078	6
10/2014	MI 7	MI 7	TR	109183	505038	153808	521008	11616	14
10/2014	MI 7	MI 7	TR	109183	510005	246067	521116	42078	18
10/2014	MI 7	MI 7	TR	109212	511136	277072	505038	153808	1,379

**ANR Pipeline Company
 Transportation Services
 Fuel By Route Analysis**
VASCR351

 Reporting Year: *January - December 2014*
 Production Period: **10/2014**

<u>Production Period</u>	<u>Receipt Segment</u>	<u>Delivery Segment</u>	<u>Service Class</u>	<u>Svc Req Contract</u>	<u>Receipt Location</u>	<u>Receipt Loc Prop</u>	<u>Delivery Location</u>	<u>Delivery Loc Prop</u>	<u>Fuel Quantity</u>
10/2014	MI 7	MI 7	TR	109223	511136	277072	505038	153808	1,034
10/2014	MI 7	MI 7	TR	109511	511144	48642	505038	153808	7,519
10/2014	MI 7	MI 7	TR	109595	505038	153808	505019	139251	453
10/2014	MI 7	MI 7	TR	109893	510005	246067	521116	42078	4
10/2014	MI 7	MI 7	TR	110019	505038	153808	505018	139250	749
10/2014	MI 7	MI 7	TR	110024	505038	153808	521122	11751	212
10/2014	MI 7	MI 7	TR	110407	505038	153808	521008	11616	8
10/2014	MI 7	MI 7	TR	110407	510005	246067	521116	42078	8
10/2014	MI 7	MI 7	TR	110884	511158	48644	505038	153808	2,835
10/2014	MI 7	MI 7	TR	110884	511158	48644	521690	40892	84
10/2014	MI 7	MI 7	TR	110885	505038	153808	505108	243097	9
10/2014	MI 7	MI 7	TR	110885	505038	153808	511136	277072	55
10/2014	MI 7	MI 7	TR	110885	505038	153808	521008	11616	190
10/2014	MI 7	MI 7	TR	110885	505038	153808	521634	11566	287
10/2014	MI 7	MI 7	TR	110885	505038	153808	521985	278172	291
10/2014	MI 7	MI 7	TR	110885	511144	48642	505038	153808	1,704
10/2014	MI 7	MI 7	TR	110885	511144	48642	521008	11616	224
10/2014	MI 7	MI 7	TR	110885	511144	48642	521634	11566	275
10/2014	MI 7	MI 7	TR	110885	511144	48642	521985	278172	101
10/2014	MI 7	MI 7	TR	110889	505038	153808	521118	11578	28
10/2014	MI 7	MI 7	TR	110889	505038	153808	521122	11751	16
10/2014	MI 7	MI 7	TR	110889	505038	153808	521124	11562	8
10/2014	MI 7	MI 7	TR	110889	505038	153808	521142	40477	2
10/2014	MI 7	MI 7	TR	110903	511136	277072	505038	153808	12
10/2014	MI 7	MI 7	TR	110904	511136	277072	505038	153808	1,620
10/2014	MI 7	MI 7	TR	111061	505038	153808	521008	11616	18
10/2014	MI 7	MI 7	TR	111061	510005	246067	521116	42078	18
10/2014	MI 7	MI 7	TR	111284	511136	277072	505038	153808	41
10/2014	MI 7	MI 7	TR	111310	505038	153808	505028	139366	793
10/2014	MI 7	MI 7	TR	111493	511144	48642	505033	139382	12,205
10/2014	MI 7	MI 7	TR	111813	505108	243097	505038	153808	160
10/2014	MI 7	MI 7	TR	111813	510005	246067	505038	153808	241
10/2014	MI 7	MI 7	TR	111813	511136	277072	505038	153808	739

ANR Pipeline Company Transportation Services Fuel By Route Analysis
--

VASCR351

 Reporting Year: *January - December 2014*
 Production Period: 10/2014

<u>Production Period</u>	<u>Receipt Segment</u>	<u>Delivery Segment</u>	<u>Service Class</u>	<u>Svc Req Contract</u>	<u>Receipt Location</u>	<u>Receipt Loc Prop</u>	<u>Delivery Location</u>	<u>Delivery Loc Prop</u>	<u>Fuel Quantity</u>
10/2014	MI 7	MI 7	TR	111910	505038	153808	505108	243097	59
10/2014	MI 7	MI 7	TR	111910	505038	153808	521116	42078	59
10/2014	MI 7	MI 7	TR	111910	505038	153808	521118	11578	9
10/2014	MI 7	MI 7	TR	111910	505038	153808	521122	11751	63
10/2014	MI 7	MI 7	TR	111928	505108	243097	521116	42078	45
10/2014	MI 7	MI 7	TR	111928	510005	246067	521116	42078	778
10/2014	MI 7	MI 7	TR	111973	511158	48644	521124	11562	589
10/2014	MI 7	MI 7	TR	112059	505038	153808	505108	243097	46
10/2014	MI 7	MI 7	TR	112117	511136	277072	521116	42078	31
10/2014	MI 7	MI 7	TR	112565	511136	277072	505038	153808	182
10/2014	MI 7	MI 7	TR	112817	505017	139249	505038	153808	496
10/2014	MI 7	MI 7	TR	112817	505038	153808	505017	139249	187
10/2014	MI 7	MI 7	TR	112835	511136	277072	521138	11680	208
10/2014	MI 7	MI 7	TR	112835	511136	277072	521142	40477	31
10/2014	MI 7	MI 7	TR	112835	511136	277072	521152	11589	31
10/2014	MI 7	MI 7	TR	112835	511136	277072	521160	11590	81
10/2014	MI 7	MI 7	TR	112835	511136	277072	521670	40468	251
10/2014	MI 7	MI 7	TR	112835	511136	277072	521942	198847	253
10/2014	MI 7	MI 7	TR	112835	511136	277072	521948	4492	155
10/2014	MI 7	MI 7	TR	112835	511136	277072	521962	139401	216
10/2014	MI 7	MI 7	TR	112958	505038	153808	521008	11616	10
10/2014	MI 7	MI 7	TR	112958	510005	246067	521116	42078	10
10/2014	MI 7	MI 7	TR	113186	511136	277072	505038	153808	2,564
10/2014	MI 7	MI 7	TR	113336	505230	153728	521985	278172	74
10/2014	MI 7	MI 7	TR	113372	505108	243097	521942	198847	60
10/2014	MI 7	MI 7	TR	113372	510029	2610	521116	42078	18
10/2014	MI 7	MI 7	TR	113372	511136	277072	521116	42078	84
10/2014	MI 7	MI 7	TR	113372	511136	277072	521138	11680	19
10/2014	MI 7	MI 7	TR	113372	511136	277072	521160	11590	45
10/2014	MI 7	MI 7	TR	113372	511136	277072	521670	40468	129
10/2014	MI 7	MI 7	TR	113372	511136	277072	521942	198847	166
10/2014	MI 7	MI 7	TR	113372	511136	277072	521948	4492	77
10/2014	MI 7	MI 7	TR	113372	511136	277072	521962	139401	9

**ANR Pipeline Company
 Transportation Services
 Fuel By Route Analysis**
VASCR351

 Reporting Year: *January - December 2014*
 Production Period: 10/2014

<u>Production Period</u>	<u>Receipt Segment</u>	<u>Delivery Segment</u>	<u>Service Class</u>	<u>Svc Req Contract</u>	<u>Receipt Location</u>	<u>Receipt Loc Prop</u>	<u>Delivery Location</u>	<u>Delivery Loc Prop</u>	<u>Fuel Quantity</u>
10/2014	MI 7	MI 7	TR	113709	510005	246067	505038	153808	3,534
10/2014	MI 7	MI 7	TR	114122	511158	48644	521124	11562	620
10/2014	MI 7	MI 7	TR	114132	510005	246067	505038	153808	321
10/2014	MI 7	MI 7	TR	114132	511136	277072	505038	153808	3,849
10/2014	MI 7	MI 7	TR	114132	511136	277072	521634	11566	107
10/2014	MI 7	MI 7	TR	114132	511136	277072	521942	198847	64
10/2014	MI 7	MI 7	TR	114497	505038	153808	505108	243097	34
10/2014	MI 7	MI 7	TR	114497	505038	153808	521016	4196	46
10/2014	MI 7	MI 7	TR	114497	505038	153808	521030	282436	36
10/2014	MI 7	MI 7	TR	114497	505038	153808	521985	278172	22
10/2014	MI 7	MI 7	TR	114497	505108	243097	505038	153808	11
10/2014	MI 7	MI 7	TR	114497	510005	246067	505038	153808	140
10/2014	MI 7	MI 7	TR	114497	511136	277072	505038	153808	115
10/2014	MI 7	MI 7	TR	114497	511136	277072	521030	282436	28
10/2014	MI 7	MI 7	TR	114532	505108	243097	505038	153808	136
10/2014	MI 7	MI 7	TR	114532	505108	243097	521118	11578	15
10/2014	MI 7	MI 7	TR	114532	505108	243097	521122	11751	10
10/2014	MI 7	MI 7	TR	114532	505108	243097	521124	11562	40
10/2014	MI 7	MI 7	TR	114532	505108	243097	521138	11680	6
10/2014	MI 7	MI 7	TR	114532	505108	243097	521160	11590	9
10/2014	MI 7	MI 7	TR	114532	505108	243097	521634	11566	1
10/2014	MI 7	MI 7	TR	114532	505108	243097	521670	40468	33
10/2014	MI 7	MI 7	TR	114532	505108	243097	521942	198847	96
10/2014	MI 7	MI 7	TR	114532	505108	243097	521948	4492	48
10/2014	MI 7	MI 7	TR	114532	510005	246067	521670	40468	6
10/2014	MI 7	MI 7	TR	114532	510005	246067	521948	4492	21
10/2014	MI 7	MI 7	TR	114532	510029	2610	505038	153808	89
10/2014	MI 7	MI 7	TR	114532	510029	2610	521116	42078	3
10/2014	MI 7	MI 7	TR	114532	510029	2610	521118	11578	8
10/2014	MI 7	MI 7	TR	114532	510029	2610	521122	11751	9
10/2014	MI 7	MI 7	TR	114532	510029	2610	521124	11562	39
10/2014	MI 7	MI 7	TR	114532	510029	2610	521160	11590	9
10/2014	MI 7	MI 7	TR	114532	510029	2610	521634	11566	41

**ANR Pipeline Company
 Transportation Services
 Fuel By Route Analysis**

VASCR351

Reporting Year: *January - December 2014*
 Production Period: 10/2014

<u>Production Period</u>	<u>Receipt Segment</u>	<u>Delivery Segment</u>	<u>Service Class</u>	<u>Svc Req Contract</u>	<u>Receipt Location</u>	<u>Receipt Loc Prop</u>	<u>Delivery Location</u>	<u>Delivery Loc Prop</u>	<u>Fuel Quantity</u>
10/2014	MI 7	MI 7	TR	114532	510029	2610	521670	40468	25
10/2014	MI 7	MI 7	TR	114532	510029	2610	521942	198847	53
10/2014	MI 7	MI 7	TR	114532	510029	2610	521948	4492	25
10/2014	MI 7	MI 7	TR	114532	511136	277072	505038	153808	326
10/2014	MI 7	MI 7	TR	114532	511136	277072	521008	11616	28
10/2014	MI 7	MI 7	TR	114532	511136	277072	521116	42078	48
10/2014	MI 7	MI 7	TR	114532	511136	277072	521118	11578	93
10/2014	MI 7	MI 7	TR	114532	511136	277072	521122	11751	63
10/2014	MI 7	MI 7	TR	114532	511136	277072	521124	11562	274
10/2014	MI 7	MI 7	TR	114532	511136	277072	521138	11680	23
10/2014	MI 7	MI 7	TR	114532	511136	277072	521160	11590	63
10/2014	MI 7	MI 7	TR	114532	511136	277072	521634	11566	343
10/2014	MI 7	MI 7	TR	114532	511136	277072	521670	40468	126
10/2014	MI 7	MI 7	TR	114532	511136	277072	521942	198847	284
10/2014	MI 7	MI 7	TR	114532	511136	277072	521948	4492	113
10/2014	MI 7	MI 7	TR	114532	511136	277072	521962	139401	9
10/2014	MI 7	MI 7	TR	114567	505038	153808	505137	320550	82
10/2014	MI 7	MI 7	TR	114567	505230	153728	505137	320550	113
10/2014	MI 7	MI 7	TR	114604	505038	153808	523029	360888	12
10/2014	MI 7	MI 7	TR	114824	505230	153728	521606	216654	41
10/2014	MI 7	MI 7	TR	115823	505038	153808	505108	243097	82
10/2014	MI 7	MI 7	TR	115823	505038	153808	521008	11616	82
10/2014	MI 7	MI 7	TR	115823	505038	153808	521116	42078	86
10/2014	MI 7	MI 7	TR	115823	505038	153808	521118	11578	11
10/2014	MI 7	MI 7	TR	115823	505038	153808	521122	11751	6
10/2014	MI 7	MI 7	TR	115823	505038	153808	521124	11562	36
10/2014	MI 7	MI 7	TR	115823	505038	153808	521142	40477	77
10/2014	MI 7	MI 7	TR	115823	505038	153808	521162	11748	42
10/2014	MI 7	MI 7	TR	115823	505038	153808	521670	40468	1
10/2014	MI 7	MI 7	TR	115823	505108	243097	505038	153808	116
10/2014	MI 7	MI 7	TR	115823	505108	243097	521142	40477	247
10/2014	MI 7	MI 7	TR	115823	505108	243097	521144	11580	62
10/2014	MI 7	MI 7	TR	115823	505108	243097	521154	11574	12

**ANR Pipeline Company
 Transportation Services
 Fuel By Route Analysis**

VASCR351

Reporting Year: *January - December 2014*
 Production Period: 10/2014

<u>Production Period</u>	<u>Receipt Segment</u>	<u>Delivery Segment</u>	<u>Service Class</u>	<u>Svc Req Contract</u>	<u>Receipt Location</u>	<u>Receipt Loc Prop</u>	<u>Delivery Location</u>	<u>Delivery Loc Prop</u>	<u>Fuel Quantity</u>
10/2014	MI 7	MI 7	TR	115823	505108	243097	521158	11581	10
10/2014	MI 7	MI 7	TR	115823	505108	243097	521162	11748	45
10/2014	MI 7	MI 7	TR	115823	511136	277072	505038	153808	174
10/2014	MI 7	MI 7	TR	115823	511136	277072	521116	42078	4
10/2014	MI 7	MI 7	TR	115823	511136	277072	521142	40477	111
10/2014	MI 7	MI 7	TR	115823	511136	277072	521156	11572	2
10/2014	MI 7	MI 7	TR	115823	511136	277072	521162	11748	76
10/2014	MI 7	MI 7	TR	115823	511136	277072	521962	139401	5
10/2014	MI 7	MI 7	TR	115823	511158	48644	505038	153808	80
10/2014	MI 7	MI 7	TR	116170	511158	48644	505038	153808	1,085
10/2014	MI 7	MI 7	TR	117338	505108	243097	505038	153808	640
10/2014	MI 7	MI 7	TR	117338	511136	277072	505038	153808	2,293
10/2014	MI 7	MI 7	TR	118231	511158	48644	505541	1181282	56
10/2014	MI 7	MI 7	TR	119958	505230	153728	523014	318733	324
10/2014	MI 7	MI 7	TR	119963	505230	153728	521058	282435	28
10/2014	MI 7	MI 7	TR	119973	505230	153728	523074	1292925	10
10/2014	MI 7	MI 7	TR	119973	510036	142164	523074	1292925	188
10/2014	MI 7	MI 7	TR	120144	505038	153808	521008	11616	172
10/2014	MI 7	MI 7	TR	120144	505038	153808	521116	42078	130
10/2014	MI 7	MI 7	TR	120144	505038	153808	521144	11580	26
10/2014	MI 7	MI 7	TR	120144	505038	153808	521670	40468	158
10/2014	MI 7	MI 7	TR	120144	505038	153808	521962	139401	53
10/2014	MI 7	MI 7	TR	120144	511158	48644	505038	153808	201
10/2014	MI 7	MI 7	TR	120571	505108	243097	505038	153808	31
10/2014	MI 7	MI 7	TR	120571	511158	48644	505038	153808	2,945
10/2014	MI 7	MI 7	TR	120583	505108	243097	505038	153808	1,984
10/2014	MI 7	MI 7	TR	120802	505038	153808	511136	277072	24
10/2014	MI 7	MI 7	TR	120802	505038	153808	521985	278172	166
10/2014	MI 7	MI 7	TR	120903	505230	153728	523008	312117	4
10/2014	MI 7	MI 7	TR	121099	511176	44783	505038	153808	37
10/2014	MI 7	MI 7	TR	121099	511178	40476	505038	153808	65
10/2014	MI 7	MI 7	TR	121099	513023	120743	505038	153808	10
10/2014	MI 7	MI 7	TR	121099	513050	463539	505038	153808	93

**ANR Pipeline Company
 Transportation Services
 Fuel By Route Analysis**

VASCR351

Reporting Year: *January - December 2014*
 Production Period: 10/2014

<u>Production Period</u>	<u>Receipt Segment</u>	<u>Delivery Segment</u>	<u>Service Class</u>	<u>Svc Req Contract</u>	<u>Receipt Location</u>	<u>Receipt Loc Prop</u>	<u>Delivery Location</u>	<u>Delivery Loc Prop</u>	<u>Fuel Quantity</u>
10/2014	MI 7	MI 7	TR	121282	510005	246067	521116	42078	2
10/2014	MI 7	MI 7	TR	121284	510005	246067	521116	42078	4
10/2014	MI 7	MI 7	TR	121984	511158	48644	505038	153808	27
10/2014	MI 7	MI 7	TR	122029	511136	277072	521116	42078	2
10/2014	MI 7	MI 7	TR	122029	511136	277072	521138	11680	20
10/2014	MI 7	MI 7	TR	122029	511136	277072	521160	11590	15
10/2014	MI 7	MI 7	TR	122029	511136	277072	521670	40468	78
10/2014	MI 7	MI 7	TR	122029	511136	277072	521942	198847	90
10/2014	MI 7	MI 7	TR	122029	511136	277072	521948	4492	69
10/2014	MI 7	MI 7	TR	122070	511136	277072	505038	153808	418
10/2014	MI 7	MI 7	TR	122177	505038	153808	505038	153808	122
10/2014	MI 7	MI 7	TR	122177	505038	153808	505108	243097	87
10/2014	MI 7	MI 7	TR	122177	511136	277072	505038	153808	2,190
10/2014	MI 7	MI 7	TR	122247	511144	48642	505038	153808	218
10/2014	MI 7	MI 7	TR	122265	511158	48644	505038	153808	2,415
10/2014	MI 7	MI 7	TR	122265	511158	48644	521962	139401	18
10/2014	MI 7	MI 7	TR	122266	505123	261474	521144	11580	62
10/2014	MI 7	MI 7	TR	122700	510005	246067	505038	153808	1,869
10/2014	MI 7	MI 7	TR	122700	511136	277072	505038	153808	1,006
10/2014	MI 7	MI 7	TR	122817	511136	277072	505038	153808	14
10/2014	MI 7	MI 7	TR	122837	505038	153808	521030	282436	229
10/2014	MI 7	MI 7	TR	123297	505108	243097	505038	153808	127
10/2014	MI 7	MI 7	TR	123297	510029	2610	505038	153808	127
10/2014	MI 7	MI 7	TR	123297	511136	277072	505038	153808	127
10/2014	MI 7	MI 7	TR	123631	505038	153808	505137	320550	134
10/2014	MI 7	MI 7	TR	123742	510005	246067	505038	153808	1,484
10/2014	MI 7	MI 7	TR	123976	505038	153808	505038	153808	172
10/2014	MI 7	MI 7	TR	123976	505038	153808	510005	246067	215
10/2014	MI 7	MI 7	TR	123976	505038	153808	521030	282436	669
10/2014	MI 7	MI 7	TR	123976	505108	243097	505038	153808	106
10/2014	MI 7	MI 7	TR	123976	505108	243097	521030	282436	91
10/2014	MI 7	MI 7	TR	123976	510005	246067	505038	153808	5,660
10/2014	MI 7	MI 7	TR	123976	510005	246067	521030	282436	2,097

**ANR Pipeline Company
 Transportation Services
 Fuel By Route Analysis**
VASCR351

 Reporting Year: *January - December 2014*
 Production Period: 10/2014

<u>Production Period</u>	<u>Receipt Segment</u>	<u>Delivery Segment</u>	<u>Service Class</u>	<u>Svc Req Contract</u>	<u>Receipt Location</u>	<u>Receipt Loc Prop</u>	<u>Delivery Location</u>	<u>Delivery Loc Prop</u>	<u>Fuel Quantity</u>
10/2014	MI 7	MI 7	TR	123976	510005	246067	521156	11572	64
10/2014	MI 7	MI 7	TR	123976	510005	246067	521634	11566	42
10/2014	MI 7	MI 7	TR	123976	510005	246067	521690	40892	240
10/2014	MI 7	MI 7	TR	123976	511136	277072	505038	153808	1,802
10/2014	MI 7	MI 7	TR	123976	511136	277072	521030	282436	2,178
10/2014	MI 7	MI 7	TR	123976	511136	277072	521156	11572	4
10/2014	MI 7	MI 7	TR	123976	511136	277072	521634	11566	21
10/2014	MI 7	MI 7	TR	124006	505108	243097	505038	153808	766
10/2014	MI 7	MI 7	TR	124006	505108	243097	521124	11562	12
10/2014	MI 7	MI 7	TR	124006	510005	246067	505038	153808	1,417
10/2014	MI 7	MI 7	TR	124006	510005	246067	521008	11616	31
10/2014	MI 7	MI 7	TR	124006	510005	246067	521116	42078	43
10/2014	MI 7	MI 7	TR	124006	510005	246067	521634	11566	91
10/2014	MI 7	MI 7	TR	124006	511136	277072	505038	153808	611
10/2014	MI 7	MI 7	TR	124006	511136	277072	521116	42078	11
10/2014	MI 7	MI 7	TR	124006	511136	277072	521634	11566	40
10/2014	MI 7	MI 7	TR	124007	505108	243097	505038	153808	106
10/2014	MI 7	MI 7	TR	124007	505108	243097	521124	11562	2
10/2014	MI 7	MI 7	TR	124007	505108	243097	521138	11680	9
10/2014	MI 7	MI 7	TR	124007	505108	243097	521158	11581	26
10/2014	MI 7	MI 7	TR	124007	505108	243097	521948	4492	11
10/2014	MI 7	MI 7	TR	124007	510005	246067	505038	153808	2,260
10/2014	MI 7	MI 7	TR	124007	510005	246067	521008	11616	17
10/2014	MI 7	MI 7	TR	124007	510005	246067	521074	40470	4
10/2014	MI 7	MI 7	TR	124007	510005	246067	521116	42078	190
10/2014	MI 7	MI 7	TR	124007	510005	246067	521118	11578	7
10/2014	MI 7	MI 7	TR	124007	510005	246067	521122	11751	1
10/2014	MI 7	MI 7	TR	124007	510005	246067	521124	11562	1
10/2014	MI 7	MI 7	TR	124007	510005	246067	521138	11680	682
10/2014	MI 7	MI 7	TR	124007	510005	246067	521142	40477	3
10/2014	MI 7	MI 7	TR	124007	510005	246067	521158	11581	735
10/2014	MI 7	MI 7	TR	124007	510005	246067	521634	11566	57
10/2014	MI 7	MI 7	TR	124007	510005	246067	521670	40468	1

ANR Pipeline Company Transportation Services Fuel By Route Analysis
--

VASCR351

 Reporting Year: *January - December 2014*
 Production Period: 10/2014

<u>Production Period</u>	<u>Receipt Segment</u>	<u>Delivery Segment</u>	<u>Service Class</u>	<u>Svc Req Contract</u>	<u>Receipt Location</u>	<u>Receipt Loc Prop</u>	<u>Delivery Location</u>	<u>Delivery Loc Prop</u>	<u>Fuel Quantity</u>
10/2014	MI 7	MI 7	TR	124007	511136	277072	505038	153808	145
10/2014	MI 7	MI 7	TR	124007	511136	277072	521008	11616	2
10/2014	MI 7	MI 7	TR	124007	511136	277072	521014	153852	9
10/2014	MI 7	MI 7	TR	124050	505038	153808	521985	278172	278
10/2014	MI 7	MI 7	TR	124050	505108	243097	505038	153808	1,539
10/2014	MI 7	MI 7	TR	124050	505108	243097	521116	42078	136
10/2014	MI 7	MI 7	TR	124050	505108	243097	521634	11566	69
10/2014	MI 7	MI 7	TR	124050	510029	2610	505038	153808	67
10/2014	MI 7	MI 7	TR	124050	511144	48642	505038	153808	2,938
10/2014	MI 7	MI 7	TR	124050	511144	48642	521985	278172	506
10/2014	MI 7	MI 7	TR	124054	505038	153808	505108	243097	270
10/2014	MI 7	MI 7	TR	124054	505038	153808	521634	11566	69
10/2014	MI 7	MI 7	TR	124054	505038	153808	521985	278172	188
10/2014	MI 7	MI 7	TR	124054	505108	243097	505038	153808	460
10/2014	MI 7	MI 7	TR	124054	511144	48642	505038	153808	481
10/2014	MI 7	MI 7	TR	124054	511144	48642	521634	11566	46
10/2014	MI 7	MI 7	TR	124054	511144	48642	521985	278172	148
10/2014	MI 7	MI 7	TR	124076	505038	153808	521030	282436	121
10/2014	MI 7	MI 7	TR	124076	510005	246067	505038	153808	120
10/2014	MI 7	MI 7	TR	124076	510005	246067	521030	282436	56
10/2014	MI 7	MI 7	TR	124076	511136	277072	505038	153808	736
10/2014	MI 7	MI 7	TR	124076	511136	277072	521030	282436	483
10/2014	MI 7	MI 7	TR	124076	511136	277072	521690	40892	72
10/2014	MI 7	MI 7	TR	124077	505038	153808	521985	278172	13
10/2014	MI 7	MI 7	TR	124077	511144	48642	521634	11566	28
10/2014	MI 7	MI 7	TR	124085	510005	246067	505038	153808	3,866
10/2014	MI 7	MI 7	TR	124196	505038	153808	523029	360888	2
10/2014	MI 7	MI 7	TR	124196	505108	243097	505038	153808	236
10/2014	MI 7	MI 7	TR	124196	511136	277072	505038	153808	60
10/2014	MI 7	MI 7	TR	124197	505108	243097	505038	153808	30
10/2014	MI 7	MI 7	TR	124197	511136	277072	505038	153808	87
10/2014	MI 7	MI 7	TR	124373	505038	153808	521008	11616	25
10/2014	MI 7	MI 7	TR	124373	505108	243097	521014	153852	75

**ANR Pipeline Company
 Transportation Services
 Fuel By Route Analysis**

VASCR351

Reporting Year: *January - December 2014*
 Production Period: **10/2014**

<u>Production Period</u>	<u>Receipt Segment</u>	<u>Delivery Segment</u>	<u>Service Class</u>	<u>Svc Req Contract</u>	<u>Receipt Location</u>	<u>Receipt Loc Prop</u>	<u>Delivery Location</u>	<u>Delivery Loc Prop</u>	<u>Fuel Quantity</u>
10/2014	MI 7	MI 7	TR	124373	505108	243097	521948	4492	6
10/2014	MI 7	MI 7	TR	124373	510005	246067	521014	153852	1,537
10/2014	MI 7	MI 7	TR	124373	510005	246067	521074	40470	178
10/2014	MI 7	MI 7	TR	124373	510005	246067	521116	42078	3
10/2014	MI 7	MI 7	TR	124373	510005	246067	521118	11578	120
10/2014	MI 7	MI 7	TR	124373	510005	246067	521124	11562	72
10/2014	MI 7	MI 7	TR	124373	510005	246067	521138	11680	411
10/2014	MI 7	MI 7	TR	124373	510005	246067	521142	40477	90
10/2014	MI 7	MI 7	TR	124373	510005	246067	521670	40468	26
10/2014	MI 7	MI 7	TR	124373	510005	246067	521948	4492	195
10/2014	MI 7	MI 7	TR	124380	510005	246067	505038	153808	92
10/2014	MI 7	MI 7	TR	124380	511136	277072	505038	153808	46
10/2014	MI 7	MI 7	TR	124572	510029	2610	505038	153808	93
10/2014	MI 7	MI 7	TR	124572	511136	277072	505038	153808	561
10/2014	MI 7	MI 7	TR	124573	505038	153808	521116	42078	25
10/2014	MI 7	MI 7	TR	124573	510029	2610	505038	153808	32
10/2014	MI 7	MI 7	TR	124573	511136	277072	505038	153808	348
10/2014	MI 7	MI 7	TR	124573	511136	277072	505137	320550	16
10/2014	MI 7	MI 7	TR	124579	511136	277072	505038	153808	1,170
10/2014	MI 7	MI 7	TR	124584	510005	246067	505038	153808	46
10/2014	MI 7	MI 7	TR	124584	511136	277072	505038	153808	1,525
10/2014	MI 7	MI 7	TR	124584	511136	277072	521074	40470	18
10/2014	MI 7	MI 7	TR	124584	511136	277072	521116	42078	9
10/2014	MI 7	MI 7	TR	124585	511136	277072	521118	11578	111
10/2014	MI 7	MI 7	TR	124608	510029	2610	505038	153808	92
10/2014	MI 7	MI 7	TR	124608	511136	277072	505038	153808	183
10/2014	MI 7	MI 7	TR	124793	505017	139249	521014	153852	3,684
10/2014	MI 7	MI 7	TR	124793	511158	48644	505017	139249	452
10/2014	MI 7	MI 7	TR	124793	511158	48644	505038	153808	1,222
10/2014	MI 7	MI 7	TR	124996	505038	153808	505137	320550	519
10/2014	MI 7	MI 7	TR	124996	505038	153808	521622	110850	45
10/2014	MI 7	MI 7	TR	124996	510029	2610	521116	42078	201
10/2014	MI 7	MI 7	TR	124996	511136	277072	505038	153808	276

ANR Pipeline Company Transportation Services Fuel By Route Analysis

VASCR351

Reporting Year: *January - December 2014*
 Production Period: 10/2014

<u>Production Period</u>	<u>Receipt Segment</u>	<u>Delivery Segment</u>	<u>Service Class</u>	<u>Svc Req Contract</u>	<u>Receipt Location</u>	<u>Receipt Loc Prop</u>	<u>Delivery Location</u>	<u>Delivery Loc Prop</u>	<u>Fuel Quantity</u>
10/2014	MI 7	MI 7	TR	124996	511136	277072	521116	42078	937
10/2014	MI 7	MI 7	TR	125071	505108	243097	505038	153808	11
10/2014	MI 7	MI 7	TR	125071	510005	246067	505038	153808	78
10/2014	MI 7	MI 7	TR	125101	505108	243097	505038	153808	114
10/2014	MI 7	MI 7	TR	125101	510005	246067	505038	153808	594
10/2014	MI 7	MI 7	TR	125101	511136	277072	505038	153808	46
10/2014	MI 7	MI 7	TR	125110	505038	153808	521030	282436	313
10/2014	MI 7	MI 7	TR	125110	505108	243097	505038	153808	75
10/2014	MI 7	MI 7	TR	125110	511136	277072	505038	153808	162
10/2014	MI 7	MI 7	TR	125110	511136	277072	521030	282436	513
10/2014	MI 7	MI 7	TR	125112	511136	277072	521074	40470	6
10/2014	MI 7	MI 7	TR	125121	505108	243097	505038	153808	82
10/2014	MI 7	MI 7	TR	125121	510005	246067	505038	153808	785
10/2014	MI 7	MI 7	TR	125121	511136	277072	505038	153808	350
10/2014	MI 7	MI 7	TR	125124	511136	277072	505017	139249	18
10/2014	MI 7	MI 7	TR	125125	511136	277072	505017	139249	4,840
10/2014	MI 7	MI 7	TR	125125	511136	277072	521634	11566	303
10/2014	MI 7	MI 7	TR	125125	511158	48644	505038	153808	330
10/2014	MI 7	MI 7	TR	125140	511136	277072	505038	153808	22
10/2014	MI 7	MI 7	TR	125145	511158	48644	505038	153808	92
10/2014	MI 7	MI 7	TR	125146	505108	243097	505038	153808	5
10/2014	MI 7	MI 7	TR	125146	511158	48644	505038	153808	92
10/2014	MI 7	MI 7	TR	125151	511136	277072	505038	153808	55
10/2014	MI 7	MI 7	TR	125163	505038	153808	521008	11616	184
10/2014	MI 7	MI 7	TR	125163	511158	48644	505038	153808	1,104
10/2014	MI 7	MI 7	TR	125164	511158	48644	505038	153808	306
10/2014	MI 7	MI 7	TR	125165	505038	153808	521074	40470	8
10/2014	MI 7	MI 7	TR	125165	511136	277072	505038	153808	79
10/2014	MI 7	MI 7	TR	125165	511136	277072	521074	40470	221
10/2014	MI 7	MI 7	TR	125165	511136	277072	521142	40477	57
10/2014	MI 7	MI 7	TR	125165	511136	277072	521144	11580	706
10/2014	MI 7	MI 7	TR	125165	511136	277072	521158	11581	7
10/2014	MI 7	MI 7	TR	125165	511136	277072	521962	139401	72

**ANR Pipeline Company
 Transportation Services
 Fuel By Route Analysis**

VASCR351

Reporting Year: *January - December 2014*
 Production Period: 10/2014

<u>Production Period</u>	<u>Receipt Segment</u>	<u>Delivery Segment</u>	<u>Service Class</u>	<u>Svc Req Contract</u>	<u>Receipt Location</u>	<u>Receipt Loc Prop</u>	<u>Delivery Location</u>	<u>Delivery Loc Prop</u>	<u>Fuel Quantity</u>
10/2014	MI 7	MI 7	TR	125166	510005	246067	505038	153808	45
10/2014	MI 7	MI 7	TR	125166	511158	48644	505038	153808	252
10/2014	MI 7	MI 7	TR	125167	505038	153808	521008	11616	135
10/2014	MI 7	MI 7	TR	125167	510005	246067	521074	40470	5
10/2014	MI 7	MI 7	TR	125167	510005	246067	521116	42078	1
10/2014	MI 7	MI 7	TR	125167	510005	246067	521634	11566	37
10/2014	MI 7	MI 7	TR	125167	511158	48644	505038	153808	972
10/2014	MI 7	MI 7	TR	125168	505108	243097	505038	153808	45
10/2014	MI 7	MI 7	TR	125168	510005	246067	521116	42078	190
10/2014	MI 7	MI 7	TR	125168	511136	277072	505038	153808	75
10/2014	MI 7	MI 7	TR	125168	511136	277072	521116	42078	74
10/2014	MI 7	MI 7	TR	125168	511136	277072	521606	216654	3
10/2014	MI 7	MI 7	TR	125168	511158	48644	505038	153808	429
10/2014	MI 7	MI 7	TR	125169	510005	246067	521116	42078	26
10/2014	MI 7	MI 7	TR	125169	511158	48644	505038	153808	116
10/2014	MI 7	MI 7	TR	125171	505108	243097	521118	11578	63
10/2014	MI 7	MI 7	TR	125171	505108	243097	521120	11795	2
10/2014	MI 7	MI 7	TR	125171	505108	243097	521122	11751	11
10/2014	MI 7	MI 7	TR	125171	505108	243097	521124	11562	2
10/2014	MI 7	MI 7	TR	125171	505108	243097	521140	11749	4
10/2014	MI 7	MI 7	TR	125171	505108	243097	521142	40477	15
10/2014	MI 7	MI 7	TR	125171	505108	243097	521156	11572	6
10/2014	MI 7	MI 7	TR	125171	505108	243097	521162	11748	23
10/2014	MI 7	MI 7	TR	125171	505108	243097	523052	467243	2
10/2014	MI 7	MI 7	TR	125171	511136	277072	521074	40470	15
10/2014	MI 7	MI 7	TR	125171	511136	277072	521118	11578	342
10/2014	MI 7	MI 7	TR	125171	511136	277072	521120	11795	26
10/2014	MI 7	MI 7	TR	125171	511136	277072	521122	11751	203
10/2014	MI 7	MI 7	TR	125171	511136	277072	521124	11562	59
10/2014	MI 7	MI 7	TR	125171	511136	277072	521138	11680	2
10/2014	MI 7	MI 7	TR	125171	511136	277072	521140	11749	56
10/2014	MI 7	MI 7	TR	125171	511136	277072	521142	40477	161
10/2014	MI 7	MI 7	TR	125171	511136	277072	521156	11572	84

ANR Pipeline Company Transportation Services Fuel By Route Analysis
--

VASCR351

 Reporting Year: *January - December 2014*
 Production Period: **10/2014**

<u>Production Period</u>	<u>Receipt Segment</u>	<u>Delivery Segment</u>	<u>Service Class</u>	<u>Svc Req Contract</u>	<u>Receipt Location</u>	<u>Receipt Loc Prop</u>	<u>Delivery Location</u>	<u>Delivery Loc Prop</u>	<u>Fuel Quantity</u>
10/2014	MI 7	MI 7	TR	125171	511136	277072	521162	11748	239
10/2014	MI 7	MI 7	TR	125171	511136	277072	521606	216654	3
10/2014	MI 7	MI 7	TR	125171	511136	277072	523052	467243	82
10/2014	MI 7	MI 7	TS	109138	505038	153808	505038	153808	16
10/2014	MI 7	MI 7	TS	109171	505038	153808	505038	153808	7
10/2014	MI 7	MI 7	TS	123102	505038	153808	505038	153808	31
10/2014	MI 7	MI 7	TS	123151	505038	153808	505038	153808	12
	Segment								148,486
10/2014	MI 7	MW 6	TR	750	505038	153808	505014	139246	3
10/2014	MI 7	MW 6	TR	108985	505038	153808	505005	139233	176
10/2014	MI 7	MW 6	TR	120868	505108	243097	521470	4738	7
10/2014	MI 7	MW 6	TR	123405	505038	153808	505013	139241	185
10/2014	MI 7	MW 6	TR	124214	505038	153808	521482	4741	23
10/2014	MI 7	MW 6	TR	124480	505038	153808	521420	4602	5
10/2014	MI 7	MW 6	TS	109148	505038	153808	521566	12977	1
10/2014	MI 7	MW 6	TS	109171	505038	153808	521428	40193	15
10/2014	MI 7	MW 6	TS	110863	505038	153808	521608	171759	10
10/2014	MI 7	MW 6	TS	123057	505038	153808	521502	4747	3
10/2014	MI 7	MW 6	TS	123059	505038	153808	521424	13215	1
10/2014	MI 7	MW 6	TS	123065	505038	153808	521430	40195	1
10/2014	MI 7	MW 6	TS	123147	505038	153808	505029	139367	29
10/2014	MI 7	MW 6	TS	123149	505038	153808	521422	12976	1
10/2014	MI 7	MW 6	TS	123151	505038	153808	521498	4857	17
10/2014	MI 7	MW 6	TS	123203	505038	153808	521500	4693	4
10/2014	MI 7	MW 6	TS	123216	505038	153808	521492	4604	4
10/2014	MI 7	MW 6	TS	123221	505038	153808	521496	4689	24
10/2014	MI 7	MW 6	TS	123222	505038	153808	521526	3969	8
10/2014	MI 7	MW 6	TS	123242	505038	153808	521426	40183	2
10/2014	MI 7	MW 6	TS	123300	505038	153808	521524	3973	78
	Segment								597
10/2014	MI 7	WI 7	TR	850	505038	153808	505025	139257	507
10/2014	MI 7	WI 7	TR	850	510005	246067	505025	139257	177

ANR Pipeline Company Transportation Services Fuel By Route Analysis

VASCR351

Reporting Year: *January - December 2014*
 Production Period: 10/2014

<u>Production Period</u>	<u>Receipt Segment</u>	<u>Delivery Segment</u>	<u>Service Class</u>	<u>Svc Req Contract</u>	<u>Receipt Location</u>	<u>Receipt Loc Prop</u>	<u>Delivery Location</u>	<u>Delivery Loc Prop</u>	<u>Fuel Quantity</u>
10/2014	MI 7	WI 7	TR	850	511136	277072	505025	139257	183
10/2014	MI 7	WI 7	TR	1600	505038	153808	505026	139258	785
10/2014	MI 7	WI 7	TR	105428	511136	277072	521262	36868	286
10/2014	MI 7	WI 7	TR	106054	511136	277072	521178	28883	1,457
10/2014	MI 7	WI 7	TR	106686	511136	277072	521266	28702	76
10/2014	MI 7	WI 7	TR	106955	511136	277072	521172	28846	437
10/2014	MI 7	WI 7	TR	107161	511136	277072	521266	28702	215
10/2014	MI 7	WI 7	TR	107306	511136	277072	521298	28736	120
10/2014	MI 7	WI 7	TR	107478	511136	277072	521324	28794	1,519
10/2014	MI 7	WI 7	TR	107879	505038	153808	505023	139255	226
10/2014	MI 7	WI 7	TR	107879	510005	246067	505023	139255	69
10/2014	MI 7	WI 7	TR	107879	511136	277072	505023	139255	1,324
10/2014	MI 7	WI 7	TR	107897	505038	153808	505024	139256	961
10/2014	MI 7	WI 7	TR	107899	505038	153808	505024	139256	245
10/2014	MI 7	WI 7	TR	108179	505108	243097	523032	384134	140
10/2014	MI 7	WI 7	TR	108179	510005	246067	523032	384134	500
10/2014	MI 7	WI 7	TR	108179	511136	277072	523032	384134	147
10/2014	MI 7	WI 7	TR	108283	510005	246067	521310	28743	226
10/2014	MI 7	WI 7	TR	108283	511136	277072	521310	28743	1,540
10/2014	MI 7	WI 7	TR	108288	510005	246067	521810	36869	36
10/2014	MI 7	WI 7	TR	108288	511136	277072	521198	28782	10
10/2014	MI 7	WI 7	TR	108288	511136	277072	521810	36869	324
10/2014	MI 7	WI 7	TR	109022	505038	153808	521610	261574	86
10/2014	MI 7	WI 7	TR	109025	510005	246067	521610	261574	2,792
10/2014	MI 7	WI 7	TR	109179	510005	246067	521248	28811	4
10/2014	MI 7	WI 7	TR	109179	511136	277072	521176	28859	13
10/2014	MI 7	WI 7	TR	109179	511136	277072	521248	28811	27
10/2014	MI 7	WI 7	TR	109182	510005	246067	521250	28841	16
10/2014	MI 7	WI 7	TR	109182	511136	277072	521176	28859	2
10/2014	MI 7	WI 7	TR	109182	511136	277072	521250	28841	168
10/2014	MI 7	WI 7	TR	109183	510005	246067	521356	28774	54
10/2014	MI 7	WI 7	TR	109183	511136	277072	521356	28774	504
10/2014	MI 7	WI 7	TR	109212	511136	277072	521172	28846	384

**ANR Pipeline Company
 Transportation Services
 Fuel By Route Analysis**

VASCR351

Reporting Year: *January - December 2014*
 Production Period: 10/2014

<u>Production Period</u>	<u>Receipt Segment</u>	<u>Delivery Segment</u>	<u>Service Class</u>	<u>Svc Req Contract</u>	<u>Receipt Location</u>	<u>Receipt Loc Prop</u>	<u>Delivery Location</u>	<u>Delivery Loc Prop</u>	<u>Fuel Quantity</u>
10/2014	MI 7	WI 7	TR	109223	511136	277072	521250	28841	834
10/2014	MI 7	WI 7	TR	109415	510005	246067	521316	28831	36
10/2014	MI 7	WI 7	TR	109415	511136	277072	521316	28831	522
10/2014	MI 7	WI 7	TR	109610	510005	246067	521392	28730	62
10/2014	MI 7	WI 7	TR	109854	505038	153808	505023	139255	972
10/2014	MI 7	WI 7	TR	109893	510005	246067	521676	100052	4
10/2014	MI 7	WI 7	TR	109893	510005	246067	523034	384136	4
10/2014	MI 7	WI 7	TR	109893	511136	277072	521676	100052	66
10/2014	MI 7	WI 7	TR	109893	511136	277072	523034	384136	49
10/2014	MI 7	WI 7	TR	109950	511136	277072	521676	100052	155
10/2014	MI 7	WI 7	TR	109952	511136	277072	521330	28761	434
10/2014	MI 7	WI 7	TR	109956	511136	277072	521330	28761	18
10/2014	MI 7	WI 7	TR	109974	505038	153808	521164	28842	274
10/2014	MI 7	WI 7	TR	109974	505038	153808	521250	28841	34
10/2014	MI 7	WI 7	TR	109974	505038	153808	521256	174788	178
10/2014	MI 7	WI 7	TR	109974	505038	153808	521784	28720	40
10/2014	MI 7	WI 7	TR	109974	505038	153808	521786	28798	327
10/2014	MI 7	WI 7	TR	109974	505038	153808	523034	384136	1,269
10/2014	MI 7	WI 7	TR	109974	505108	243097	521164	28842	127
10/2014	MI 7	WI 7	TR	109974	505230	153728	521164	28842	69
10/2014	MI 7	WI 7	TR	109974	505230	153728	521250	28841	155
10/2014	MI 7	WI 7	TR	109974	505230	153728	521784	28720	294
10/2014	MI 7	WI 7	TR	109974	510005	246067	521164	28842	90
10/2014	MI 7	WI 7	TR	109974	510005	246067	523034	384136	404
10/2014	MI 7	WI 7	TR	109974	511136	277072	521164	28842	728
10/2014	MI 7	WI 7	TR	109974	511136	277072	523034	384136	610
10/2014	MI 7	WI 7	TR	109976	505038	153808	523034	384136	280
10/2014	MI 7	WI 7	TR	110407	510005	246067	521314	28661	3
10/2014	MI 7	WI 7	TR	110407	510005	246067	521810	36869	12
10/2014	MI 7	WI 7	TR	110407	511136	277072	521314	28661	162
10/2014	MI 7	WI 7	TR	110407	511136	277072	521810	36869	70
10/2014	MI 7	WI 7	TR	110903	511136	277072	505025	139257	36
10/2014	MI 7	WI 7	TR	110904	511136	277072	505025	139257	1,196

ANR Pipeline Company Transportation Services Fuel By Route Analysis
--

VASCR351

 Reporting Year: *January - December 2014*
 Production Period: 10/2014

<u>Production Period</u>	<u>Receipt Segment</u>	<u>Delivery Segment</u>	<u>Service Class</u>	<u>Svc Req Contract</u>	<u>Receipt Location</u>	<u>Receipt Loc Prop</u>	<u>Delivery Location</u>	<u>Delivery Loc Prop</u>	<u>Fuel Quantity</u>
10/2014	MI 7	WI 7	TR	110905	505108	243097	505025	139257	11
10/2014	MI 7	WI 7	TR	111061	510005	246067	521330	28761	36
10/2014	MI 7	WI 7	TR	111061	511136	277072	521330	28761	522
10/2014	MI 7	WI 7	TR	111200	510005	246067	505025	139257	166
10/2014	MI 7	WI 7	TR	111200	511136	277072	505025	139257	111
10/2014	MI 7	WI 7	TR	111201	511136	277072	521172	28846	9
10/2014	MI 7	WI 7	TR	111202	511136	277072	521172	28846	67
10/2014	MI 7	WI 7	TR	111203	511136	277072	521298	28736	146
10/2014	MI 7	WI 7	TR	111284	511136	277072	505024	139256	1,633
10/2014	MI 7	WI 7	TR	111297	511136	277072	505023	139255	5,549
10/2014	MI 7	WI 7	TR	111316	510005	246067	521370	28788	135
10/2014	MI 7	WI 7	TR	111403	511136	277072	505025	139257	21
10/2014	MI 7	WI 7	TR	111494	510005	246067	523034	384136	30
10/2014	MI 7	WI 7	TR	111494	511136	277072	521164	28842	714
10/2014	MI 7	WI 7	TR	111494	511136	277072	521250	28841	38
10/2014	MI 7	WI 7	TR	111494	511136	277072	521784	28720	29
10/2014	MI 7	WI 7	TR	111494	511136	277072	523034	384136	326
10/2014	MI 7	WI 7	TR	111730	505038	153808	521784	28720	137
10/2014	MI 7	WI 7	TR	111730	505038	153808	521786	28798	36
10/2014	MI 7	WI 7	TR	111730	505038	153808	523034	384136	319
10/2014	MI 7	WI 7	TR	111730	505108	243097	521164	28842	45
10/2014	MI 7	WI 7	TR	111730	505108	243097	523034	384136	296
10/2014	MI 7	WI 7	TR	111730	510005	246067	521164	28842	45
10/2014	MI 7	WI 7	TR	111730	510005	246067	523034	384136	136
10/2014	MI 7	WI 7	TR	111730	511136	277072	521164	28842	1,293
10/2014	MI 7	WI 7	TR	111730	511136	277072	521784	28720	36
10/2014	MI 7	WI 7	TR	111730	511136	277072	523034	384136	2,625
10/2014	MI 7	WI 7	TR	111813	505108	243097	505025	139257	45
10/2014	MI 7	WI 7	TR	111813	511136	277072	505025	139257	100
10/2014	MI 7	WI 7	TR	111910	505038	153808	521186	42139	3
10/2014	MI 7	WI 7	TR	111910	505038	153808	521196	28771	3
10/2014	MI 7	WI 7	TR	111910	505108	243097	521176	28859	21
10/2014	MI 7	WI 7	TR	111910	505108	243097	521186	42139	39

ANR Pipeline Company Transportation Services Fuel By Route Analysis
--

VASCR351

 Reporting Year: *January - December 2014*
 Production Period: 10/2014

<u>Production Period</u>	<u>Receipt Segment</u>	<u>Delivery Segment</u>	<u>Service Class</u>	<u>Svc Req Contract</u>	<u>Receipt Location</u>	<u>Receipt Loc Prop</u>	<u>Delivery Location</u>	<u>Delivery Loc Prop</u>	<u>Fuel Quantity</u>
10/2014	MI 7	WI 7	TR	111910	505108	243097	521196	28771	4
10/2014	MI 7	WI 7	TR	111910	505108	243097	521350	28660	49
10/2014	MI 7	WI 7	TR	111910	505108	243097	521386	174791	35
10/2014	MI 7	WI 7	TR	111910	511136	277072	521176	28859	6
10/2014	MI 7	WI 7	TR	111910	511136	277072	521186	42139	21
10/2014	MI 7	WI 7	TR	111910	511136	277072	521196	28771	5
10/2014	MI 7	WI 7	TR	111910	511136	277072	521350	28660	14
10/2014	MI 7	WI 7	TR	111910	511136	277072	521386	174791	10
10/2014	MI 7	WI 7	TR	111928	505108	243097	521266	28702	90
10/2014	MI 7	WI 7	TR	111928	510005	246067	510033	28873	672
10/2014	MI 7	WI 7	TR	111928	510005	246067	521172	28846	67
10/2014	MI 7	WI 7	TR	111928	510005	246067	521266	28702	138
10/2014	MI 7	WI 7	TR	111928	511136	277072	521266	28702	45
10/2014	MI 7	WI 7	TR	112565	505038	153808	521650	269472	3
10/2014	MI 7	WI 7	TR	112565	505038	153808	523032	384134	271
10/2014	MI 7	WI 7	TR	112565	511136	277072	523032	384134	91
10/2014	MI 7	WI 7	TR	112901	510005	246067	521292	28806	4
10/2014	MI 7	WI 7	TR	112901	511136	277072	521292	28806	58
10/2014	MI 7	WI 7	TR	112906	510005	246067	521676	100052	2
10/2014	MI 7	WI 7	TR	112906	511136	277072	521676	100052	29
10/2014	MI 7	WI 7	TR	112958	510005	246067	523047	444972	20
10/2014	MI 7	WI 7	TR	112958	511136	277072	523047	444972	290
10/2014	MI 7	WI 7	TR	113186	511136	277072	523032	384134	252
10/2014	MI 7	WI 7	TR	113240	505038	153808	521814	36934	12
10/2014	MI 7	WI 7	TR	113240	511136	277072	521814	36934	180
10/2014	MI 7	WI 7	TR	113877	511136	277072	521172	28846	31
10/2014	MI 7	WI 7	TR	113877	511136	277072	521178	28883	31
10/2014	MI 7	WI 7	TR	113877	511136	277072	521196	28771	31
10/2014	MI 7	WI 7	TR	113877	511136	277072	521202	28682	62
10/2014	MI 7	WI 7	TR	113877	511136	277072	521266	28702	31
10/2014	MI 7	WI 7	TR	113877	511136	277072	521268	40497	31
10/2014	MI 7	WI 7	TR	113877	511136	277072	521288	28670	31
10/2014	MI 7	WI 7	TR	113878	511136	277072	521784	28720	248

**ANR Pipeline Company
 Transportation Services
 Fuel By Route Analysis**
VASCR351

 Reporting Year: *January - December 2014*
 Production Period: 10/2014

<u>Production Period</u>	<u>Receipt Segment</u>	<u>Delivery Segment</u>	<u>Service Class</u>	<u>Svc Req Contract</u>	<u>Receipt Location</u>	<u>Receipt Loc Prop</u>	<u>Delivery Location</u>	<u>Delivery Loc Prop</u>	<u>Fuel Quantity</u>
10/2014	MI 7	WI 7	TR	113879	511136	277072	521350	28660	93
10/2014	MI 7	WI 7	TR	113880	511136	277072	521786	28798	217
10/2014	MI 7	WI 7	TR	113881	511136	277072	521266	28702	31
10/2014	MI 7	WI 7	TR	113882	511136	277072	521374	28662	31
10/2014	MI 7	WI 7	TR	113883	511136	277072	521382	174790	31
10/2014	MI 7	WI 7	TR	113884	511136	277072	521172	28846	65
10/2014	MI 7	WI 7	TR	113884	511136	277072	521246	28844	304
10/2014	MI 7	WI 7	TR	113884	511136	277072	521266	28702	3
10/2014	MI 7	WI 7	TR	113884	511136	277072	521374	28662	62
10/2014	MI 7	WI 7	TR	113886	511136	277072	521166	40496	124
10/2014	MI 7	WI 7	TR	113887	511136	277072	521186	42139	31
10/2014	MI 7	WI 7	TR	113889	511136	277072	521178	28883	93
10/2014	MI 7	WI 7	TR	113890	511136	277072	521178	28883	31
10/2014	MI 7	WI 7	TR	113890	511136	277072	521262	36868	62
10/2014	MI 7	WI 7	TR	113895	511136	277072	521320	28740	31
10/2014	MI 7	WI 7	TR	113901	511136	277072	521378	28704	31
10/2014	MI 7	WI 7	TR	113904	511136	277072	521172	28846	4
10/2014	MI 7	WI 7	TR	113904	511136	277072	521210	28828	120
10/2014	MI 7	WI 7	TR	113906	511136	277072	521344	28734	62
10/2014	MI 7	WI 7	TR	113910	511136	277072	521310	28743	31
10/2014	MI 7	WI 7	TR	113914	511136	277072	521262	36868	31
10/2014	MI 7	WI 7	TR	113915	511136	277072	521246	28844	248
10/2014	MI 7	WI 7	TR	113916	511136	277072	521316	28831	31
10/2014	MI 7	WI 7	TR	113917	511136	277072	521262	36868	31
10/2014	MI 7	WI 7	TR	113919	511136	277072	521168	28834	217
10/2014	MI 7	WI 7	TR	113921	511136	277072	521260	36867	62
10/2014	MI 7	WI 7	TR	113922	511136	277072	521172	28846	42
10/2014	MI 7	WI 7	TR	113922	511136	277072	521174	28778	231
10/2014	MI 7	WI 7	TR	113922	511136	277072	521262	36868	1
10/2014	MI 7	WI 7	TR	113922	511136	277072	521784	28720	470
10/2014	MI 7	WI 7	TR	113924	511136	277072	521814	36934	62
10/2014	MI 7	WI 7	TR	113925	511136	277072	521248	28811	31
10/2014	MI 7	WI 7	TR	113928	511136	277072	521240	28759	62

ANR Pipeline Company Transportation Services Fuel By Route Analysis
--

VASCR351

 Reporting Year: *January - December 2014*
 Production Period: 10/2014

<u>Production Period</u>	<u>Receipt Segment</u>	<u>Delivery Segment</u>	<u>Service Class</u>	<u>Svc Req Contract</u>	<u>Receipt Location</u>	<u>Receipt Loc Prop</u>	<u>Delivery Location</u>	<u>Delivery Loc Prop</u>	<u>Fuel Quantity</u>
10/2014	MI 7	WI 7	TR	113930	511136	277072	521168	28834	31
10/2014	MI 7	WI 7	TR	113930	511136	277072	521172	28846	4
10/2014	MI 7	WI 7	TR	113930	511136	277072	521246	28844	89
10/2014	MI 7	WI 7	TR	113930	511136	277072	521374	28662	124
10/2014	MI 7	WI 7	TR	113933	511136	277072	521204	28672	124
10/2014	MI 7	WI 7	TR	113936	511136	277072	521248	28811	124
10/2014	MI 7	WI 7	TR	113937	511136	277072	523034	384136	248
10/2014	MI 7	WI 7	TR	113938	511136	277072	521262	36868	31
10/2014	MI 7	WI 7	TR	113941	511136	277072	521262	36868	31
10/2014	MI 7	WI 7	TR	113944	511136	277072	521784	28720	186
10/2014	MI 7	WI 7	TR	113945	511136	277072	521172	28846	2
10/2014	MI 7	WI 7	TR	113945	511136	277072	521814	36934	277
10/2014	MI 7	WI 7	TR	113950	511136	277072	521260	36867	31
10/2014	MI 7	WI 7	TR	113953	511136	277072	521202	28682	31
10/2014	MI 7	WI 7	TR	113956	511136	277072	521324	28794	62
10/2014	MI 7	WI 7	TR	113960	511136	277072	521370	28788	62
10/2014	MI 7	WI 7	TR	113961	511136	277072	521286	28853	31
10/2014	MI 7	WI 7	TR	113963	511136	277072	521336	28738	31
10/2014	MI 7	WI 7	TR	113966	511136	277072	521812	40304	31
10/2014	MI 7	WI 7	TR	113975	511136	277072	521370	28788	62
10/2014	MI 7	WI 7	TR	113976	511136	277072	521012	40226	124
10/2014	MI 7	WI 7	TR	113976	511136	277072	521174	28778	31
10/2014	MI 7	WI 7	TR	113981	511136	277072	521374	28662	62
10/2014	MI 7	WI 7	TR	113987	511136	277072	521172	28846	44
10/2014	MI 7	WI 7	TR	113987	511136	277072	521178	28883	4
10/2014	MI 7	WI 7	TR	113987	511136	277072	521196	28771	31
10/2014	MI 7	WI 7	TR	113987	511136	277072	521214	40197	2
10/2014	MI 7	WI 7	TR	113987	511136	277072	521218	28865	93
10/2014	MI 7	WI 7	TR	113987	511136	277072	521226	28881	93
10/2014	MI 7	WI 7	TR	113987	511136	277072	521262	36868	159
10/2014	MI 7	WI 7	TR	113987	511136	277072	521286	28853	2
10/2014	MI 7	WI 7	TR	113987	511136	277072	521784	28720	413
10/2014	MI 7	WI 7	TR	113992	511136	277072	521386	174791	31

**ANR Pipeline Company
 Transportation Services
 Fuel By Route Analysis**
VASCR351

 Reporting Year: *January - December 2014*
 Production Period: 10/2014

<u>Production Period</u>	<u>Receipt Segment</u>	<u>Delivery Segment</u>	<u>Service Class</u>	<u>Svc Req Contract</u>	<u>Receipt Location</u>	<u>Receipt Loc Prop</u>	<u>Delivery Location</u>	<u>Delivery Loc Prop</u>	<u>Fuel Quantity</u>
10/2014	MI 7	WI 7	TR	113994	511136	277072	521172	28846	24
10/2014	MI 7	WI 7	TR	113994	511136	277072	521784	28720	100
10/2014	MI 7	WI 7	TR	113998	511136	277072	521200	28679	31
10/2014	MI 7	WI 7	TR	113999	511136	277072	521230	28819	62
10/2014	MI 7	WI 7	TR	114000	511136	277072	521174	28778	62
10/2014	MI 7	WI 7	TR	114004	511136	277072	521012	40226	124
10/2014	MI 7	WI 7	TR	114005	511136	277072	521676	100052	155
10/2014	MI 7	WI 7	TR	114006	511136	277072	521262	36868	31
10/2014	MI 7	WI 7	TR	114007	511136	277072	521168	28834	62
10/2014	MI 7	WI 7	TR	114007	511136	277072	521196	28771	93
10/2014	MI 7	WI 7	TR	114008	511136	277072	521324	28794	31
10/2014	MI 7	WI 7	TR	114009	511136	277072	521178	28883	31
10/2014	MI 7	WI 7	TR	114015	511136	277072	521172	28846	217
10/2014	MI 7	WI 7	TR	114015	511136	277072	521174	28778	62
10/2014	MI 7	WI 7	TR	114492	505108	243097	510033	28873	1,653
10/2014	MI 7	WI 7	TR	114497	505108	243097	523032	384134	16
10/2014	MI 7	WI 7	TR	114497	511136	277072	521314	28661	2
10/2014	MI 7	WI 7	TR	114497	511136	277072	523032	384134	5
10/2014	MI 7	WI 7	TR	114525	511136	277072	521200	28679	31
10/2014	MI 7	WI 7	TR	114668	505038	153808	521256	174788	12
10/2014	MI 7	WI 7	TR	114668	505038	153808	521786	28798	49
10/2014	MI 7	WI 7	TR	114677	511136	277072	521288	28670	1,129
10/2014	MI 7	WI 7	TR	114823	510005	246067	521266	28702	22
10/2014	MI 7	WI 7	TR	114823	511136	277072	521266	28702	319
10/2014	MI 7	WI 7	TR	115066	505038	153808	505024	139256	7
10/2014	MI 7	WI 7	TR	115070	505038	153808	505023	139255	64
10/2014	MI 7	WI 7	TR	115070	510005	246067	505023	139255	187
10/2014	MI 7	WI 7	TR	115138	511136	277072	521336	28738	26
10/2014	MI 7	WI 7	TR	115224	511136	277072	521012	40226	31
10/2014	MI 7	WI 7	TR	115823	505038	153808	521288	28670	1
10/2014	MI 7	WI 7	TR	115823	505108	243097	521164	28842	17
10/2014	MI 7	WI 7	TR	115823	511136	277072	521288	28670	84
10/2014	MI 7	WI 7	TR	115931	511136	277072	521298	28736	62

**ANR Pipeline Company
 Transportation Services
 Fuel By Route Analysis**
VASCR351

 Reporting Year: *January - December 2014*
 Production Period: 10/2014

<u>Production Period</u>	<u>Receipt Segment</u>	<u>Delivery Segment</u>	<u>Service Class</u>	<u>Svc Req Contract</u>	<u>Receipt Location</u>	<u>Receipt Loc Prop</u>	<u>Delivery Location</u>	<u>Delivery Loc Prop</u>	<u>Fuel Quantity</u>
10/2014	MI 7	WI 7	TR	115957	505038	153808	505504	854822	613
10/2014	MI 7	WI 7	TR	116064	505038	153808	505025	139257	92
10/2014	MI 7	WI 7	TR	116064	505108	243097	505025	139257	548
10/2014	MI 7	WI 7	TR	116064	510005	246067	505025	139257	91
10/2014	MI 7	WI 7	TR	116064	511136	277072	505025	139257	136
10/2014	MI 7	WI 7	TR	117335	505038	153808	505021	139253	487
10/2014	MI 7	WI 7	TR	117336	510005	246067	521810	36869	100
10/2014	MI 7	WI 7	TR	117336	511136	277072	521810	36869	290
10/2014	MI 7	WI 7	TR	117338	511136	277072	521262	36868	525
10/2014	MI 7	WI 7	TR	117354	510005	246067	521262	36868	1,395
10/2014	MI 7	WI 7	TR	117358	505108	243097	505021	139253	779
10/2014	MI 7	WI 7	TR	118794	510005	246067	505023	139255	35
10/2014	MI 7	WI 7	TR	120802	505038	153808	523032	384134	24
10/2014	MI 7	WI 7	TR	120802	505038	153808	523034	384136	158
10/2014	MI 7	WI 7	TR	120880	510005	246067	521396	150407	17
10/2014	MI 7	WI 7	TR	121282	510005	246067	521204	28672	3
10/2014	MI 7	WI 7	TR	121282	510005	246067	521810	36869	1
10/2014	MI 7	WI 7	TR	121282	511136	277072	521204	28672	44
10/2014	MI 7	WI 7	TR	121282	511136	277072	521266	28702	8
10/2014	MI 7	WI 7	TR	121282	511136	277072	521810	36869	2
10/2014	MI 7	WI 7	TR	121284	510005	246067	521202	28682	2
10/2014	MI 7	WI 7	TR	121284	510005	246067	521314	28661	6
10/2014	MI 7	WI 7	TR	121284	511136	277072	521202	28682	11
10/2014	MI 7	WI 7	TR	121284	511136	277072	521314	28661	88
10/2014	MI 7	WI 7	TR	121481	510005	246067	521180	28875	2
10/2014	MI 7	WI 7	TR	121481	511136	277072	521180	28875	29
10/2014	MI 7	WI 7	TR	121932	505038	153808	521266	28702	4
10/2014	MI 7	WI 7	TR	121932	511136	277072	521266	28702	119
10/2014	MI 7	WI 7	TR	121981	511136	277072	521280	28684	81
10/2014	MI 7	WI 7	TR	121981	511136	277072	521814	36934	61
10/2014	MI 7	WI 7	TR	121982	511136	277072	521204	28672	57
10/2014	MI 7	WI 7	TR	121982	511136	277072	521218	28865	88
10/2014	MI 7	WI 7	TR	121983	510005	246067	521164	28842	6

**ANR Pipeline Company
 Transportation Services
 Fuel By Route Analysis**
VASCR351

 Reporting Year: *January - December 2014*
 Production Period: 10/2014

<u>Production Period</u>	<u>Receipt Segment</u>	<u>Delivery Segment</u>	<u>Service Class</u>	<u>Svc Req Contract</u>	<u>Receipt Location</u>	<u>Receipt Loc Prop</u>	<u>Delivery Location</u>	<u>Delivery Loc Prop</u>	<u>Fuel Quantity</u>
10/2014	MI 7	WI 7	TR	121983	510005	246067	521210	28828	170
10/2014	MI 7	WI 7	TR	121983	510005	246067	521250	28841	82
10/2014	MI 7	WI 7	TR	121983	510005	246067	521318	28829	23
10/2014	MI 7	WI 7	TR	121984	511136	277072	521164	28842	27
10/2014	MI 7	WI 7	TR	121984	511136	277072	521174	28778	128
10/2014	MI 7	WI 7	TR	121984	511136	277072	521178	28883	71
10/2014	MI 7	WI 7	TR	121984	511136	277072	521180	28875	178
10/2014	MI 7	WI 7	TR	121984	511136	277072	521190	28825	13
10/2014	MI 7	WI 7	TR	121984	511136	277072	521238	28836	98
10/2014	MI 7	WI 7	TR	121984	511136	277072	521260	36867	9
10/2014	MI 7	WI 7	TR	121984	511136	277072	521280	28684	28
10/2014	MI 7	WI 7	TR	121984	511136	277072	521336	28738	213
10/2014	MI 7	WI 7	TR	121984	511136	277072	523034	384136	16
10/2014	MI 7	WI 7	TR	121985	511136	277072	521168	28834	51
10/2014	MI 7	WI 7	TR	121985	511136	277072	521180	28875	26
10/2014	MI 7	WI 7	TR	121985	511136	277072	521280	28684	57
10/2014	MI 7	WI 7	TR	121985	511136	277072	521340	28732	10
10/2014	MI 7	WI 7	TR	121985	511136	277072	521392	28730	93
10/2014	MI 7	WI 7	TR	121985	511136	277072	521676	100052	182
10/2014	MI 7	WI 7	TR	121986	511136	277072	521174	28778	179
10/2014	MI 7	WI 7	TR	121986	511136	277072	521190	28825	277
10/2014	MI 7	WI 7	TR	121986	511136	277072	521194	40223	25
10/2014	MI 7	WI 7	TR	121986	511136	277072	521230	28819	5
10/2014	MI 7	WI 7	TR	121986	511136	277072	521266	28702	17
10/2014	MI 7	WI 7	TR	121986	511136	277072	521330	28761	25
10/2014	MI 7	WI 7	TR	121986	511136	277072	523034	384136	105
10/2014	MI 7	WI 7	TR	121987	510005	246067	521250	28841	696
10/2014	MI 7	WI 7	TR	121987	510005	246067	521298	28736	17
10/2014	MI 7	WI 7	TR	121988	510005	246067	521676	100052	558
10/2014	MI 7	WI 7	TR	121989	511136	277072	521344	28734	155
10/2014	MI 7	WI 7	TR	121990	511136	277072	523034	384136	155
10/2014	MI 7	WI 7	TR	121991	510005	246067	521164	28842	7
10/2014	MI 7	WI 7	TR	121991	510005	246067	521180	28875	251

ANR Pipeline Company Transportation Services Fuel By Route Analysis

VASCR351

Reporting Year: *January - December 2014*
 Production Period: **10/2014**

<u>Production Period</u>	<u>Receipt Segment</u>	<u>Delivery Segment</u>	<u>Service Class</u>	<u>Svc Req Contract</u>	<u>Receipt Location</u>	<u>Receipt Loc Prop</u>	<u>Delivery Location</u>	<u>Delivery Loc Prop</u>	<u>Fuel Quantity</u>
10/2014	MI 7	WI 7	TR	121991	510005	246067	521194	40223	56
10/2014	MI 7	WI 7	TR	121991	510005	246067	521198	28782	69
10/2014	MI 7	WI 7	TR	121991	510005	246067	521230	28819	2
10/2014	MI 7	WI 7	TR	121991	510005	246067	521266	28702	608
10/2014	MI 7	WI 7	TR	121991	510005	246067	521322	28868	145
10/2014	MI 7	WI 7	TR	121992	510005	246067	521330	28761	279
10/2014	MI 7	WI 7	TR	121993	511136	277072	521270	28676	31
10/2014	MI 7	WI 7	TR	121994	511136	277072	521288	28670	155
10/2014	MI 7	WI 7	TR	121995	511136	277072	521786	28798	31
10/2014	MI 7	WI 7	TR	121996	511136	277072	521188	28862	93
10/2014	MI 7	WI 7	TR	121997	511136	277072	521218	28865	31
10/2014	MI 7	WI 7	TR	121998	511136	277072	521164	28842	31
10/2014	MI 7	WI 7	TR	121999	511136	277072	521356	28774	93
10/2014	MI 7	WI 7	TR	122070	511136	277072	521250	28841	171
10/2014	MI 7	WI 7	TR	122265	510005	246067	521012	40226	633
10/2014	MI 7	WI 7	TR	122265	510005	246067	521164	28842	2
10/2014	MI 7	WI 7	TR	122265	510005	246067	521174	28778	18
10/2014	MI 7	WI 7	TR	122265	510005	246067	521176	28859	7
10/2014	MI 7	WI 7	TR	122265	510005	246067	521180	28875	9
10/2014	MI 7	WI 7	TR	122265	510005	246067	521190	28825	39
10/2014	MI 7	WI 7	TR	122265	510005	246067	521238	28836	21
10/2014	MI 7	WI 7	TR	122265	510005	246067	521240	28759	10
10/2014	MI 7	WI 7	TR	122265	510005	246067	521246	28844	636
10/2014	MI 7	WI 7	TR	122265	510005	246067	521250	28841	117
10/2014	MI 7	WI 7	TR	122265	510005	246067	521266	28702	196
10/2014	MI 7	WI 7	TR	122265	510005	246067	521676	100052	858
10/2014	MI 7	WI 7	TR	122265	510005	246067	521786	28798	125
10/2014	MI 7	WI 7	TR	122265	510005	246067	523034	384136	27
10/2014	MI 7	WI 7	TR	122266	511136	277072	521012	40226	2
10/2014	MI 7	WI 7	TR	122266	511136	277072	521164	28842	21
10/2014	MI 7	WI 7	TR	122266	511136	277072	521324	28794	1
10/2014	MI 7	WI 7	TR	122266	511136	277072	521372	11703	401
10/2014	MI 7	WI 7	TR	122267	510005	246067	521164	28842	4

ANR Pipeline Company Transportation Services Fuel By Route Analysis
--

VASCR351

 Reporting Year: *January - December 2014*
 Production Period: 10/2014

<u>Production Period</u>	<u>Receipt Segment</u>	<u>Delivery Segment</u>	<u>Service Class</u>	<u>Svc Req Contract</u>	<u>Receipt Location</u>	<u>Receipt Loc Prop</u>	<u>Delivery Location</u>	<u>Delivery Loc Prop</u>	<u>Fuel Quantity</u>
10/2014	MI 7	WI 7	TR	122267	510005	246067	521238	28836	44
10/2014	MI 7	WI 7	TR	122267	510005	246067	521240	28759	15
10/2014	MI 7	WI 7	TR	122267	510005	246067	521250	28841	11
10/2014	MI 7	WI 7	TR	122267	510005	246067	521260	36867	504
10/2014	MI 7	WI 7	TR	122267	510005	246067	521324	28794	6
10/2014	MI 7	WI 7	TR	122267	510005	246067	523034	384136	7
10/2014	MI 7	WI 7	TR	122268	510005	246067	521164	28842	2
10/2014	MI 7	WI 7	TR	122268	510005	246067	521812	40304	526
10/2014	MI 7	WI 7	TR	122269	510005	246067	521372	11703	434
10/2014	MI 7	WI 7	TR	122817	511136	277072	523035	387791	70
10/2014	MI 7	WI 7	TR	123169	510005	246067	521306	28741	16
10/2014	MI 7	WI 7	TR	123169	511136	277072	521306	28741	232
10/2014	MI 7	WI 7	TR	123170	510005	246067	521356	28774	38
10/2014	MI 7	WI 7	TR	123170	511136	277072	521356	28774	551
10/2014	MI 7	WI 7	TR	123265	511136	277072	521288	28670	1,147
10/2014	MI 7	WI 7	TR	123266	511136	277072	521288	28670	155
10/2014	MI 7	WI 7	TR	123268	511136	277072	521164	28842	7
10/2014	MI 7	WI 7	TR	123268	511136	277072	521174	28778	75
10/2014	MI 7	WI 7	TR	123268	511136	277072	521180	28875	179
10/2014	MI 7	WI 7	TR	123268	511136	277072	521190	28825	35
10/2014	MI 7	WI 7	TR	123268	511136	277072	521324	28794	69
10/2014	MI 7	WI 7	TR	123269	510005	246067	521174	28778	25
10/2014	MI 7	WI 7	TR	123269	510005	246067	521176	28859	67
10/2014	MI 7	WI 7	TR	123269	510005	246067	521180	28875	1
10/2014	MI 7	WI 7	TR	123269	510005	246067	521190	28825	2
10/2014	MI 7	WI 7	TR	123269	510005	246067	521230	28819	25
10/2014	MI 7	WI 7	TR	123269	510005	246067	521240	28759	116
10/2014	MI 7	WI 7	TR	123269	510005	246067	521310	28743	84
10/2014	MI 7	WI 7	TR	123269	510005	246067	523034	384136	237
10/2014	MI 7	WI 7	TR	123270	511136	277072	521190	28825	93
10/2014	MI 7	WI 7	TR	123271	510005	246067	521306	28741	155
10/2014	MI 7	WI 7	TR	123272	511136	277072	521178	28883	549
10/2014	MI 7	WI 7	TR	123308	511136	277072	521814	36934	124

**ANR Pipeline Company
 Transportation Services
 Fuel By Route Analysis**
VASCR351

 Reporting Year: *January - December 2014*
 Production Period: 10/2014

<u>Production Period</u>	<u>Receipt Segment</u>	<u>Delivery Segment</u>	<u>Service Class</u>	<u>Svc Req Contract</u>	<u>Receipt Location</u>	<u>Receipt Loc Prop</u>	<u>Delivery Location</u>	<u>Delivery Loc Prop</u>	<u>Fuel Quantity</u>
10/2014	MI 7	WI 7	TR	123397	505108	243097	521266	28702	32
10/2014	MI 7	WI 7	TR	123397	510005	246067	521266	28702	155
10/2014	MI 7	WI 7	TR	123398	510005	246067	521392	28730	155
10/2014	MI 7	WI 7	TR	123399	510005	246067	521392	28730	124
10/2014	MI 7	WI 7	TR	123631	505038	153808	521654	284917	34
10/2014	MI 7	WI 7	TR	123631	505038	153808	523032	384134	183
10/2014	MI 7	WI 7	TR	123631	505038	153808	523035	387791	351
10/2014	MI 7	WI 7	TR	123631	505108	243097	523035	387791	215
10/2014	MI 7	WI 7	TR	123631	505230	153728	523035	387791	10
10/2014	MI 7	WI 7	TR	123631	510029	2610	523035	387791	205
10/2014	MI 7	WI 7	TR	123631	511136	277072	523035	387791	1,548
10/2014	MI 7	WI 7	TR	123643	511136	277072	521164	28842	531
10/2014	MI 7	WI 7	TR	123643	511136	277072	521174	28778	5
10/2014	MI 7	WI 7	TR	123643	511136	277072	521178	28883	14
10/2014	MI 7	WI 7	TR	123648	511136	277072	521316	28831	372
10/2014	MI 7	WI 7	TR	123800	511136	277072	521374	28662	217
10/2014	MI 7	WI 7	TR	123976	505038	153808	510033	28873	85
10/2014	MI 7	WI 7	TR	123976	505038	153808	521314	28661	167
10/2014	MI 7	WI 7	TR	123976	505038	153808	523032	384134	402
10/2014	MI 7	WI 7	TR	123976	505108	243097	523032	384134	16
10/2014	MI 7	WI 7	TR	123976	505108	243097	523034	384136	11
10/2014	MI 7	WI 7	TR	123976	510005	246067	521164	28842	41
10/2014	MI 7	WI 7	TR	123976	510005	246067	523032	384134	550
10/2014	MI 7	WI 7	TR	123976	510005	246067	523034	384136	124
10/2014	MI 7	WI 7	TR	123976	511136	277072	510033	28873	850
10/2014	MI 7	WI 7	TR	123976	511136	277072	521012	40226	20
10/2014	MI 7	WI 7	TR	123976	511136	277072	521168	28834	2
10/2014	MI 7	WI 7	TR	123976	511136	277072	521172	28846	368
10/2014	MI 7	WI 7	TR	123976	511136	277072	521178	28883	7
10/2014	MI 7	WI 7	TR	123976	511136	277072	521196	28771	5
10/2014	MI 7	WI 7	TR	123976	511136	277072	521200	28679	7
10/2014	MI 7	WI 7	TR	123976	511136	277072	521202	28682	2
10/2014	MI 7	WI 7	TR	123976	511136	277072	521240	28759	13

ANR Pipeline Company Transportation Services Fuel By Route Analysis

VASCR351

Reporting Year: *January - December 2014*
 Production Period: 10/2014

<u>Production Period</u>	<u>Receipt Segment</u>	<u>Delivery Segment</u>	<u>Service Class</u>	<u>Svc Req Contract</u>	<u>Receipt Location</u>	<u>Receipt Loc Prop</u>	<u>Delivery Location</u>	<u>Delivery Loc Prop</u>	<u>Fuel Quantity</u>
10/2014	MI 7	WI 7	TR	123976	511136	277072	521250	28841	145
10/2014	MI 7	WI 7	TR	123976	511136	277072	521262	36868	21
10/2014	MI 7	WI 7	TR	123976	511136	277072	521266	28702	135
10/2014	MI 7	WI 7	TR	123976	511136	277072	521314	28661	4,430
10/2014	MI 7	WI 7	TR	123976	511136	277072	521322	28868	18
10/2014	MI 7	WI 7	TR	123976	511136	277072	521784	28720	3
10/2014	MI 7	WI 7	TR	123976	511136	277072	521786	28798	1
10/2014	MI 7	WI 7	TR	123976	511136	277072	523032	384134	2,577
10/2014	MI 7	WI 7	TR	123976	511136	277072	523034	384136	3,247
10/2014	MI 7	WI 7	TR	124006	505108	243097	521676	100052	22
10/2014	MI 7	WI 7	TR	124006	511136	277072	521034	183670	22
10/2014	MI 7	WI 7	TR	124006	511136	277072	523034	384136	1
10/2014	MI 7	WI 7	TR	124007	505108	243097	521314	28661	123
10/2014	MI 7	WI 7	TR	124007	505108	243097	521676	100052	44
10/2014	MI 7	WI 7	TR	124007	510005	246067	521266	28702	10
10/2014	MI 7	WI 7	TR	124007	510005	246067	521314	28661	445
10/2014	MI 7	WI 7	TR	124007	510005	246067	521676	100052	489
10/2014	MI 7	WI 7	TR	124007	510005	246067	523034	384136	87
10/2014	MI 7	WI 7	TR	124007	511136	277072	521266	28702	17
10/2014	MI 7	WI 7	TR	124007	511136	277072	521314	28661	251
10/2014	MI 7	WI 7	TR	124007	511136	277072	521676	100052	572
10/2014	MI 7	WI 7	TR	124007	511136	277072	523034	384136	50
10/2014	MI 7	WI 7	TR	124050	505038	153808	523032	384134	49
10/2014	MI 7	WI 7	TR	124050	505038	153808	523034	384136	187
10/2014	MI 7	WI 7	TR	124050	505108	243097	521650	269472	23
10/2014	MI 7	WI 7	TR	124050	505108	243097	523032	384134	189
10/2014	MI 7	WI 7	TR	124050	505108	243097	523034	384136	133
10/2014	MI 7	WI 7	TR	124050	511144	48642	521650	269472	4
10/2014	MI 7	WI 7	TR	124050	511144	48642	523032	384134	4
10/2014	MI 7	WI 7	TR	124050	511144	48642	523034	384136	46
10/2014	MI 7	WI 7	TR	124054	505038	153808	523032	384134	97
10/2014	MI 7	WI 7	TR	124054	505038	153808	523034	384136	283
10/2014	MI 7	WI 7	TR	124054	511144	48642	523034	384136	184

ANR Pipeline Company Transportation Services Fuel By Route Analysis
--

VASCR351

 Reporting Year: *January - December 2014*
 Production Period: 10/2014

<u>Production Period</u>	<u>Receipt Segment</u>	<u>Delivery Segment</u>	<u>Service Class</u>	<u>Svc Req Contract</u>	<u>Receipt Location</u>	<u>Receipt Loc Prop</u>	<u>Delivery Location</u>	<u>Delivery Loc Prop</u>	<u>Fuel Quantity</u>
10/2014	MI 7	WI 7	TR	124076	510005	246067	523032	384134	206
10/2014	MI 7	WI 7	TR	124076	510005	246067	523034	384136	60
10/2014	MI 7	WI 7	TR	124076	511136	277072	510033	28873	85
10/2014	MI 7	WI 7	TR	124076	511136	277072	521266	28702	81
10/2014	MI 7	WI 7	TR	124076	511136	277072	523032	384134	1,031
10/2014	MI 7	WI 7	TR	124076	511136	277072	523034	384136	271
10/2014	MI 7	WI 7	TR	124077	505038	153808	523032	384134	28
10/2014	MI 7	WI 7	TR	124077	505038	153808	523034	384136	28
10/2014	MI 7	WI 7	TR	124077	511144	48642	523034	384136	15
10/2014	MI 7	WI 7	TR	124174	511136	277072	521266	28702	527
10/2014	MI 7	WI 7	TR	124175	511136	277072	521314	28661	186
10/2014	MI 7	WI 7	TR	124176	511136	277072	521298	28736	124
10/2014	MI 7	WI 7	TR	124177	511136	277072	521196	28771	31
10/2014	MI 7	WI 7	TR	124178	511136	277072	521322	28868	62
10/2014	MI 7	WI 7	TR	124196	505038	153808	523034	384136	394
10/2014	MI 7	WI 7	TR	124196	505038	153808	523035	387791	394
10/2014	MI 7	WI 7	TR	124196	505108	243097	523035	387791	613
10/2014	MI 7	WI 7	TR	124196	510029	2610	521314	28661	82
10/2014	MI 7	WI 7	TR	124196	510029	2610	523035	387791	279
10/2014	MI 7	WI 7	TR	124196	511136	277072	521314	28661	551
10/2014	MI 7	WI 7	TR	124196	511136	277072	523035	387791	722
10/2014	MI 7	WI 7	TR	124197	505038	153808	523032	384134	46
10/2014	MI 7	WI 7	TR	124197	505038	153808	523034	384136	110
10/2014	MI 7	WI 7	TR	124197	505038	153808	523035	387791	69
10/2014	MI 7	WI 7	TR	124197	505108	243097	523035	387791	78
10/2014	MI 7	WI 7	TR	124197	510029	2610	523035	387791	390
10/2014	MI 7	WI 7	TR	124197	511136	277072	523035	387791	195
10/2014	MI 7	WI 7	TR	124373	505108	243097	521314	28661	31
10/2014	MI 7	WI 7	TR	124373	510005	246067	521314	28661	435
10/2014	MI 7	WI 7	TR	124373	511136	277072	521314	28661	1,577
10/2014	MI 7	WI 7	TR	124373	511136	277072	521676	100052	54
10/2014	MI 7	WI 7	TR	124572	510029	2610	523035	387791	187
10/2014	MI 7	WI 7	TR	124572	511136	277072	523032	384134	37

**ANR Pipeline Company
 Transportation Services
 Fuel By Route Analysis**
VASCR351

 Reporting Year: *January - December 2014*
 Production Period: 10/2014

<u>Production Period</u>	<u>Receipt Segment</u>	<u>Delivery Segment</u>	<u>Service Class</u>	<u>Svc Req Contract</u>	<u>Receipt Location</u>	<u>Receipt Loc Prop</u>	<u>Delivery Location</u>	<u>Delivery Loc Prop</u>	<u>Fuel Quantity</u>
10/2014	MI 7	WI 7	TR	124572	511136	277072	523034	384136	37
10/2014	MI 7	WI 7	TR	124572	511136	277072	523035	387791	93
10/2014	MI 7	WI 7	TR	124573	505108	243097	523035	387791	64
10/2014	MI 7	WI 7	TR	124573	510029	2610	523035	387791	160
10/2014	MI 7	WI 7	TR	124573	511136	277072	523034	384136	63
10/2014	MI 7	WI 7	TR	124573	511136	277072	523035	387791	21
10/2014	MI 7	WI 7	TR	124579	505038	153808	523034	384136	46
10/2014	MI 7	WI 7	TR	124579	511136	277072	510033	28873	8
10/2014	MI 7	WI 7	TR	124579	511136	277072	521164	28842	77
10/2014	MI 7	WI 7	TR	124579	511136	277072	521314	28661	46
10/2014	MI 7	WI 7	TR	124579	511136	277072	523032	384134	217
10/2014	MI 7	WI 7	TR	124579	511136	277072	523034	384136	410
10/2014	MI 7	WI 7	TR	124579	511136	277072	523042	439345	26
10/2014	MI 7	WI 7	TR	124584	511136	277072	521164	28842	92
10/2014	MI 7	WI 7	TR	124586	511136	277072	521178	28883	1,829
10/2014	MI 7	WI 7	TR	124996	505038	153808	521650	269472	138
10/2014	MI 7	WI 7	TR	124996	505038	153808	521654	284917	55
10/2014	MI 7	WI 7	TR	124996	505038	153808	523035	387791	172
10/2014	MI 7	WI 7	TR	124996	511136	277072	523035	387791	552
10/2014	MI 7	WI 7	TR	125067	505108	243097	521322	28868	465
10/2014	MI 7	WI 7	TR	125071	505038	153808	521654	284917	32
10/2014	MI 7	WI 7	TR	125071	505038	153808	523032	384134	32
10/2014	MI 7	WI 7	TR	125071	510005	246067	523032	384134	13
10/2014	MI 7	WI 7	TR	125076	505038	153808	521654	284917	1
10/2014	MI 7	WI 7	TR	125101	505038	153808	510033	28873	84
10/2014	MI 7	WI 7	TR	125101	505038	153808	521654	284917	45
10/2014	MI 7	WI 7	TR	125101	505038	153808	523032	384134	148
10/2014	MI 7	WI 7	TR	125101	505108	243097	523034	384136	15
10/2014	MI 7	WI 7	TR	125101	510005	246067	521164	28842	22
10/2014	MI 7	WI 7	TR	125101	510005	246067	523032	384134	87
10/2014	MI 7	WI 7	TR	125101	510005	246067	523034	384136	93
10/2014	MI 7	WI 7	TR	125101	511136	277072	523032	384134	45
10/2014	MI 7	WI 7	TR	125101	511136	277072	523034	384136	39

**ANR Pipeline Company
 Transportation Services
 Fuel By Route Analysis**
VASCR351

 Reporting Year: *January - December 2014*
 Production Period: 10/2014

<u>Production Period</u>	<u>Receipt Segment</u>	<u>Delivery Segment</u>	<u>Service Class</u>	<u>Svc Req Contract</u>	<u>Receipt Location</u>	<u>Receipt Loc Prop</u>	<u>Delivery Location</u>	<u>Delivery Loc Prop</u>	<u>Fuel Quantity</u>
10/2014	MI 7	WI 7	TR	125102	511136	277072	523034	384136	29
10/2014	MI 7	WI 7	TR	125103	505108	243097	523032	384134	11
10/2014	MI 7	WI 7	TR	125110	505038	153808	523032	384134	98
10/2014	MI 7	WI 7	TR	125110	505038	153808	523034	384136	55
10/2014	MI 7	WI 7	TR	125110	505108	243097	523032	384134	25
10/2014	MI 7	WI 7	TR	125110	511136	277072	523034	384136	156
10/2014	MI 7	WI 7	TR	125112	505038	153808	521164	28842	50
10/2014	MI 7	WI 7	TR	125112	505108	243097	521164	28842	10
10/2014	MI 7	WI 7	TR	125112	505108	243097	521178	28883	23
10/2014	MI 7	WI 7	TR	125112	510005	246067	521164	28842	14
10/2014	MI 7	WI 7	TR	125112	511136	277072	521164	28842	1,256
10/2014	MI 7	WI 7	TR	125112	511136	277072	521174	28778	84
10/2014	MI 7	WI 7	TR	125112	511136	277072	521178	28883	116
10/2014	MI 7	WI 7	TR	125112	511136	277072	521180	28875	24
10/2014	MI 7	WI 7	TR	125112	511136	277072	521260	36867	5
10/2014	MI 7	WI 7	TR	125112	511136	277072	521280	28684	33
10/2014	MI 7	WI 7	TR	125112	511136	277072	521324	28794	797
10/2014	MI 7	WI 7	TR	125112	511136	277072	521676	100052	42
10/2014	MI 7	WI 7	TR	125112	511136	277072	523034	384136	5
10/2014	MI 7	WI 7	TR	125113	511136	277072	521164	28842	62
10/2014	MI 7	WI 7	TR	125113	511136	277072	521174	28778	165
10/2014	MI 7	WI 7	TR	125113	511136	277072	521178	28883	107
10/2014	MI 7	WI 7	TR	125113	511136	277072	521180	28875	2
10/2014	MI 7	WI 7	TR	125113	511136	277072	521190	28825	15
10/2014	MI 7	WI 7	TR	125113	511136	277072	521238	28836	4
10/2014	MI 7	WI 7	TR	125113	511136	277072	521240	28759	4
10/2014	MI 7	WI 7	TR	125113	511136	277072	521370	28788	1,398
10/2014	MI 7	WI 7	TR	125114	511136	277072	521164	28842	1
10/2014	MI 7	WI 7	TR	125114	511136	277072	521370	28788	810
10/2014	MI 7	WI 7	TR	125115	510005	246067	521172	28846	24
10/2014	MI 7	WI 7	TR	125115	511136	277072	521012	40226	131
10/2014	MI 7	WI 7	TR	125115	511136	277072	521182	28854	115
10/2014	MI 7	WI 7	TR	125115	511136	277072	521214	40197	107

**ANR Pipeline Company
 Transportation Services
 Fuel By Route Analysis**
VASCR351

 Reporting Year: *January - December 2014*
 Production Period: 10/2014

<u>Production Period</u>	<u>Receipt Segment</u>	<u>Delivery Segment</u>	<u>Service Class</u>	<u>Svc Req Contract</u>	<u>Receipt Location</u>	<u>Receipt Loc Prop</u>	<u>Delivery Location</u>	<u>Delivery Loc Prop</u>	<u>Fuel Quantity</u>
10/2014	MI 7	WI 7	TR	125115	511136	277072	521220	28766	167
10/2014	MI 7	WI 7	TR	125115	511136	277072	521240	28759	27
10/2014	MI 7	WI 7	TR	125115	511136	277072	521246	28844	246
10/2014	MI 7	WI 7	TR	125115	511136	277072	521250	28841	233
10/2014	MI 7	WI 7	TR	125115	511136	277072	521266	28702	12
10/2014	MI 7	WI 7	TR	125115	511136	277072	521298	28736	80
10/2014	MI 7	WI 7	TR	125115	511136	277072	521322	28868	164
10/2014	MI 7	WI 7	TR	125115	511136	277072	521324	28794	45
10/2014	MI 7	WI 7	TR	125115	511136	277072	521328	28763	147
10/2014	MI 7	WI 7	TR	125115	511136	277072	521330	28761	117
10/2014	MI 7	WI 7	TR	125115	511136	277072	521336	28738	43
10/2014	MI 7	WI 7	TR	125115	511136	277072	521350	28660	104
10/2014	MI 7	WI 7	TR	125115	511136	277072	521370	28788	23
10/2014	MI 7	WI 7	TR	125115	511136	277072	521392	28730	62
10/2014	MI 7	WI 7	TR	125115	511136	277072	521676	100052	229
10/2014	MI 7	WI 7	TR	125115	511136	277072	521786	28798	122
10/2014	MI 7	WI 7	TR	125115	511136	277072	521814	36934	174
10/2014	MI 7	WI 7	TR	125121	505038	153808	510033	28873	92
10/2014	MI 7	WI 7	TR	125121	505108	243097	523032	384134	5
10/2014	MI 7	WI 7	TR	125121	505108	243097	523034	384136	14
10/2014	MI 7	WI 7	TR	125121	510005	246067	521164	28842	46
10/2014	MI 7	WI 7	TR	125121	510005	246067	523032	384134	264
10/2014	MI 7	WI 7	TR	125121	510005	246067	523034	384136	225
10/2014	MI 7	WI 7	TR	125121	511136	277072	523032	384134	92
10/2014	MI 7	WI 7	TR	125121	511136	277072	523034	384136	40
10/2014	MI 7	WI 7	TR	125140	511136	277072	521164	28842	473
10/2014	MI 7	WI 7	TR	125140	511136	277072	521178	28883	813
10/2014	MI 7	WI 7	TR	125151	511136	277072	521164	28842	22
10/2014	MI 7	WI 7	TR	125151	511136	277072	521178	28883	1,488
10/2014	MI 7	WI 7	TR	125163	510005	246067	521784	28720	42
10/2014	MI 7	WI 7	TR	125163	511136	277072	521012	40226	2
10/2014	MI 7	WI 7	TR	125163	511136	277072	521168	28834	2
10/2014	MI 7	WI 7	TR	125163	511136	277072	521172	28846	36

**ANR Pipeline Company
 Transportation Services
 Fuel By Route Analysis**

VASCR351

Reporting Year: *January - December 2014*
 Production Period: 10/2014

<u>Production Period</u>	<u>Receipt Segment</u>	<u>Delivery Segment</u>	<u>Service Class</u>	<u>Svc Req Contract</u>	<u>Receipt Location</u>	<u>Receipt Loc Prop</u>	<u>Delivery Location</u>	<u>Delivery Loc Prop</u>	<u>Fuel Quantity</u>
10/2014	MI 7	WI 7	TR	125163	511136	277072	521174	28778	6
10/2014	MI 7	WI 7	TR	125163	511136	277072	521214	40197	2
10/2014	MI 7	WI 7	TR	125163	511136	277072	521218	28865	3
10/2014	MI 7	WI 7	TR	125163	511136	277072	521240	28759	4
10/2014	MI 7	WI 7	TR	125163	511136	277072	521246	28844	8
10/2014	MI 7	WI 7	TR	125163	511136	277072	521252	28779	46
10/2014	MI 7	WI 7	TR	125163	511136	277072	521260	36867	13
10/2014	MI 7	WI 7	TR	125163	511136	277072	521266	28702	2
10/2014	MI 7	WI 7	TR	125163	511136	277072	521298	28736	6
10/2014	MI 7	WI 7	TR	125163	511136	277072	521314	28661	12
10/2014	MI 7	WI 7	TR	125163	511136	277072	521316	28831	2
10/2014	MI 7	WI 7	TR	125163	511136	277072	521324	28794	12
10/2014	MI 7	WI 7	TR	125163	511136	277072	521336	28738	14
10/2014	MI 7	WI 7	TR	125163	511136	277072	521374	28662	4
10/2014	MI 7	WI 7	TR	125163	511136	277072	521784	28720	28
10/2014	MI 7	WI 7	TR	125163	511136	277072	521812	40304	2
10/2014	MI 7	WI 7	TR	125163	511136	277072	521814	36934	24
10/2014	MI 7	WI 7	TR	125163	511136	277072	523041	395460	27
10/2014	MI 7	WI 7	TR	125164	511136	277072	521172	28846	16
10/2014	MI 7	WI 7	TR	125164	511136	277072	521176	28859	1
10/2014	MI 7	WI 7	TR	125164	511136	277072	521182	28854	4
10/2014	MI 7	WI 7	TR	125164	511136	277072	521196	28771	8
10/2014	MI 7	WI 7	TR	125164	511136	277072	521198	28782	1
10/2014	MI 7	WI 7	TR	125164	511136	277072	521204	28672	2
10/2014	MI 7	WI 7	TR	125164	511136	277072	521212	28882	2
10/2014	MI 7	WI 7	TR	125164	511136	277072	521214	40197	2
10/2014	MI 7	WI 7	TR	125164	511136	277072	521218	28865	1
10/2014	MI 7	WI 7	TR	125164	511136	277072	521220	28766	2
10/2014	MI 7	WI 7	TR	125164	511136	277072	521230	28819	8
10/2014	MI 7	WI 7	TR	125164	511136	277072	521248	28811	2
10/2014	MI 7	WI 7	TR	125164	511136	277072	521252	28779	2
10/2014	MI 7	WI 7	TR	125164	511136	277072	521262	36868	4
10/2014	MI 7	WI 7	TR	125164	511136	277072	521266	28702	52

**ANR Pipeline Company
 Transportation Services
 Fuel By Route Analysis**

VASCR351

Reporting Year: *January - December 2014*
 Production Period: 10/2014

<u>Production Period</u>	<u>Receipt Segment</u>	<u>Delivery Segment</u>	<u>Service Class</u>	<u>Svc Req Contract</u>	<u>Receipt Location</u>	<u>Receipt Loc Prop</u>	<u>Delivery Location</u>	<u>Delivery Loc Prop</u>	<u>Fuel Quantity</u>
10/2014	SE 1	MI 7	TR	106118	511164	186900	505028	139366	44
10/2014	SE 1	MI 7	TR	111313	511164	186900	521932	138744	200
10/2014	SE 1	MI 7	TR	113650	511164	186900	521932	138744	123
10/2014	SE 1	MI 7	TR	121893	511164	186900	521932	138744	241
10/2014	SE 1	MI 7	TR	121893	511164	186900	521948	4492	117
	Segment								725
10/2014	SE 1	SE 1	TR	106779	505544	1250765	505276	325427	124
10/2014	SE 1	SE 1	TR	108649	505544	1250765	505276	325427	151
10/2014	SE 1	SE 1	TR	112268	510003	135819	505276	325427	1
10/2014	SE 1	SE 1	TR	115495	505544	1250765	505276	325427	62
10/2014	SE 1	SE 1	TR	115656	510003	135819	505276	325427	58
10/2014	SE 1	SE 1	TR	115821	505544	1250765	505358	345116	57
10/2014	SE 1	SE 1	TR	119427	505544	1250765	505276	325427	29
10/2014	SE 1	SE 1	TR	119834	510003	135819	505276	325427	1
10/2014	SE 1	SE 1	TR	120969	510003	135819	505276	325427	16
10/2014	SE 1	SE 1	TR	121272	510003	135819	505276	325427	6
10/2014	SE 1	SE 1	TR	123663	505544	1250765	505276	325427	341
10/2014	SE 1	SE 1	TR	123663	510003	135819	505276	325427	7
10/2014	SE 1	SE 1	TR	124698	505544	1250765	505276	325427	124
10/2014	SE 1	SE 1	TR	124780	505544	1250765	523064	766185	1,058
10/2014	SE 1	SE 1	TR	124930	505544	1250765	505276	325427	186
	Segment								2,221
10/2014	SE 1	SE 2	TR	120104	520013	7703	522130	38295	2
	Segment								2
10/2014	SE 2	ME 2	TR	104491	505002	103565	521982	283195	62
10/2014	SE 2	ME 2	TR	106309	505002	103565	521594	20666	877
10/2014	SE 2	ME 2	TR	120643	505002	103565	523069	1055519	243
10/2014	SE 2	ME 2	TR	121148	505002	103565	521660	153751	1,878
10/2014	SE 2	ME 2	TR	121721	505002	103565	521536	20046	264
10/2014	SE 2	ME 2	TR	121721	505002	103565	521660	153751	113
10/2014	SE 2	ME 2	TR	122805	505002	103565	523073	1292823	388
10/2014	SE 2	ME 2	TR	124686	505002	103565	521660	153751	867

**ANR Pipeline Company
 Transportation Services
 Fuel By Route Analysis**
VASCR351

 Reporting Year: *January - December 2014*
 Production Period: **10/2014**

<u>Production Period</u>	<u>Receipt Segment</u>	<u>Delivery Segment</u>	<u>Service Class</u>	<u>Svc Req Contract</u>	<u>Receipt Location</u>	<u>Receipt Loc Prop</u>	<u>Delivery Location</u>	<u>Delivery Loc Prop</u>	<u>Fuel Quantity</u>
10/2014	SE 2	ME 2	TS	123102	505002	103565	505060	221444	618
10/2014	SE 2	ME 2	TS	123388	505002	103565	505126	267228	481
	Segment								5,791
10/2014	SE 2	ME 3	TR	108031	505002	103565	521688	153708	856
10/2014	SE 2	ME 3	TR	109950	505002	103565	521638	153767	310
10/2014	SE 2	ME 3	TR	109952	505002	103565	521638	153767	896
10/2014	SE 2	ME 3	TR	111963	505002	103565	521626	40184	7,348
10/2014	SE 2	ME 3	TR	113546	505002	103565	505563	1389347	3,237
10/2014	SE 2	ME 3	TR	118863	505002	103565	521986	277052	199
10/2014	SE 2	ME 3	TR	121721	505002	103565	521092	4475	29
10/2014	SE 2	ME 3	TR	121721	505002	103565	521976	201846	63
10/2014	SE 2	ME 3	TR	124076	505002	103565	521092	4475	7
10/2014	SE 2	ME 3	TR	124076	505002	103565	521626	40184	118
10/2014	SE 2	ME 3	TR	124165	505002	103565	505392	356048	287
10/2014	SE 2	ME 3	TR	124168	505002	103565	521552	16265	12
10/2014	SE 2	ME 3	TR	124182	505002	103565	505392	356048	66
10/2014	SE 2	ME 3	TR	124186	505002	103565	520027	295956	246
10/2014	SE 2	ME 3	TR	124186	505002	103565	521092	4475	205
10/2014	SE 2	ME 3	TR	124186	505002	103565	521534	138745	57
10/2014	SE 2	ME 3	TR	124192	505002	103565	505392	356048	351
10/2014	SE 2	ME 3	TR	124199	505002	103565	521552	16265	241
10/2014	SE 2	ME 3	TR	124227	505002	103565	505392	356048	77
10/2014	SE 2	ME 3	TR	124233	505002	103565	505392	356048	178
10/2014	SE 2	ME 3	TR	124271	505002	103565	521626	40184	105
10/2014	SE 2	ME 3	TR	124272	505002	103565	521626	40184	78
10/2014	SE 2	ME 3	TR	124275	505002	103565	521626	40184	31
10/2014	SE 2	ME 3	TR	124311	505002	103565	521626	40184	124
10/2014	SE 2	ME 3	TR	124337	505002	103565	521626	40184	30
10/2014	SE 2	ME 3	TR	124339	505002	103565	521626	40184	186
10/2014	SE 2	ME 3	TR	124340	505002	103565	521626	40184	106
10/2014	SE 2	ME 3	TR	124341	505002	103565	521626	40184	11
10/2014	SE 2	ME 3	TR	124342	505002	103565	521626	40184	123
10/2014	SE 2	ME 3	TR	124401	505002	103565	505392	356048	11

**ANR Pipeline Company
 Transportation Services
 Fuel By Route Analysis**
VASCR351

 Reporting Year: *January - December 2014*
 Production Period: 10/2014

<u>Production Period</u>	<u>Receipt Segment</u>	<u>Delivery Segment</u>	<u>Service Class</u>	<u>Svc Req Contract</u>	<u>Receipt Location</u>	<u>Receipt Loc Prop</u>	<u>Delivery Location</u>	<u>Delivery Loc Prop</u>	<u>Fuel Quantity</u>
10/2014	SE 2	ME 3	TR	124451	505002	103565	521552	16265	10
10/2014	SE 2	ME 3	TR	124483	505002	103565	521626	40184	439
10/2014	SE 2	ME 3	TR	124484	505002	103565	521626	40184	206
10/2014	SE 2	ME 3	TR	124485	505002	103565	521626	40184	1
10/2014	SE 2	ME 3	TR	124509	505002	103565	521626	40184	162
10/2014	SE 2	ME 3	TR	124534	505002	103565	521552	16265	16
10/2014	SE 2	ME 3	TR	124686	505002	103565	521976	201846	1,778
10/2014	SE 2	ME 3	TR	124966	505002	103565	520027	295956	436
10/2014	SE 2	ME 3	TR	124966	505002	103565	521010	40186	1,335
10/2014	SE 2	ME 3	TR	124966	505002	103565	521032	138747	125
10/2014	SE 2	ME 3	TR	124997	505002	103565	505566	1389406	13,219
10/2014	SE 2	ME 3	TR	124997	505002	103565	520027	295956	5
10/2014	SE 2	ME 3	TR	125204	505002	103565	521092	4475	82
10/2014	SE 2	ME 3	TR	125204	505002	103565	521534	138745	5
10/2014	SE 2	ME 3	TS	109138	505002	103565	505011	139239	394
10/2014	SE 2	ME 3	TS	109190	505002	103565	505009	139237	667
10/2014	SE 2	ME 3	TS	123081	505002	103565	521568	4280	94
	Segment								34,562
10/2014	SE 2	MI 7	TR	106310	505002	103565	505038	153808	563
10/2014	SE 2	MI 7	TR	111313	505002	103565	521932	138744	610
10/2014	SE 2	MI 7	TR	113650	505002	103565	521932	138744	15,345
10/2014	SE 2	MI 7	TR	115942	505002	103565	521102	11674	2,623
10/2014	SE 2	MI 7	TR	115942	505002	103565	521106	11747	2,622
10/2014	SE 2	MI 7	TR	115942	505002	103565	521110	11803	992
10/2014	SE 2	MI 7	TR	115942	505002	103565	521116	42078	1,266
10/2014	SE 2	MI 7	TR	121893	505002	103565	521932	138744	7,145
10/2014	SE 2	MI 7	TR	121893	505002	103565	521948	4492	297
10/2014	SE 2	MI 7	TR	124023	505002	103565	521932	138744	7,341
10/2014	SE 2	MI 7	TR	124076	505002	103565	505038	153808	1,773
10/2014	SE 2	MI 7	TR	124076	505002	103565	510005	246067	74
10/2014	SE 2	MI 7	TR	124076	505002	103565	521030	282436	1,989
10/2014	SE 2	MI 7	TR	124076	505002	103565	521116	42078	1,111
10/2014	SE 2	MI 7	TR	124076	505002	103565	521622	110850	243

ANR Pipeline Company Transportation Services Fuel By Route Analysis
--

VASCR351

 Reporting Year: *January - December 2014*
 Production Period: 10/2014

<u>Production Period</u>	<u>Receipt Segment</u>	<u>Delivery Segment</u>	<u>Service Class</u>	<u>Svc Req Contract</u>	<u>Receipt Location</u>	<u>Receipt Loc Prop</u>	<u>Delivery Location</u>	<u>Delivery Loc Prop</u>	<u>Fuel Quantity</u>
10/2014	SE 2	MI 7	TR	124165	505002	103565	505020	139252	1,061
10/2014	SE 2	MI 7	TR	124182	505002	103565	521098	108641	171
10/2014	SE 2	MI 7	TR	124192	505002	103565	505020	139252	118
10/2014	SE 2	MI 7	TR	124199	505002	103565	505020	139252	41
10/2014	SE 2	MI 7	TR	124227	505002	103565	505020	139252	50
10/2014	SE 2	MI 7	TR	124233	505002	103565	505020	139252	131
10/2014	SE 2	MI 7	TR	124272	505002	103565	521948	4492	80
10/2014	SE 2	MI 7	TR	124273	505002	103565	505038	153808	30
10/2014	SE 2	MI 7	TR	124273	505002	103565	521948	4492	63
10/2014	SE 2	MI 7	TR	124274	505002	103565	505038	153808	30
10/2014	SE 2	MI 7	TR	124274	505002	103565	521948	4492	1
10/2014	SE 2	MI 7	TR	124279	505002	103565	505038	153808	102
10/2014	SE 2	MI 7	TR	124281	505002	103565	521932	138744	517
10/2014	SE 2	MI 7	TR	124281	505002	103565	521948	4492	267
10/2014	SE 2	MI 7	TR	124286	505002	103565	521948	4492	31
10/2014	SE 2	MI 7	TR	124309	505002	103565	505038	153808	62
10/2014	SE 2	MI 7	TR	124312	505002	103565	505038	153808	186
10/2014	SE 2	MI 7	TR	124314	505002	103565	521932	138744	213
10/2014	SE 2	MI 7	TR	124314	505002	103565	521948	4492	35
10/2014	SE 2	MI 7	TR	124317	505002	103565	521948	4492	31
10/2014	SE 2	MI 7	TR	124320	505002	103565	521948	4492	62
10/2014	SE 2	MI 7	TR	124323	505002	103565	521016	4196	2
10/2014	SE 2	MI 7	TR	124323	505002	103565	521932	138744	575
10/2014	SE 2	MI 7	TR	124337	505002	103565	521634	11566	2
10/2014	SE 2	MI 7	TR	124339	505002	103565	521116	42078	1
10/2014	SE 2	MI 7	TR	124339	505002	103565	521948	4492	1
10/2014	SE 2	MI 7	TR	124340	505002	103565	505038	153808	128
10/2014	SE 2	MI 7	TR	124340	505002	103565	521116	42078	10
10/2014	SE 2	MI 7	TR	124340	505002	103565	521932	138744	9
10/2014	SE 2	MI 7	TR	124341	505002	103565	505038	153808	1
10/2014	SE 2	MI 7	TR	124341	505002	103565	521116	42078	95
10/2014	SE 2	MI 7	TR	124341	505002	103565	521932	138744	71
10/2014	SE 2	MI 7	TR	124342	505002	103565	505038	153808	2

ANR Pipeline Company Transportation Services Fuel By Route Analysis
--

VASCR351

 Reporting Year: *January - December 2014*
 Production Period: 10/2014

<u>Production Period</u>	<u>Receipt Segment</u>	<u>Delivery Segment</u>	<u>Service Class</u>	<u>Svc Req Contract</u>	<u>Receipt Location</u>	<u>Receipt Loc Prop</u>	<u>Delivery Location</u>	<u>Delivery Loc Prop</u>	<u>Fuel Quantity</u>
10/2014	SE 2	MI 7	TR	124342	505002	103565	521116	42078	214
10/2014	SE 2	MI 7	TR	124342	505002	103565	521932	138744	54
10/2014	SE 2	MI 7	TR	124350	505002	103565	521932	138744	12
10/2014	SE 2	MI 7	TR	124350	505002	103565	521948	4492	21
10/2014	SE 2	MI 7	TR	124352	505002	103565	505038	153808	496
10/2014	SE 2	MI 7	TR	124353	505002	103565	505038	153808	93
10/2014	SE 2	MI 7	TR	124448	505002	103565	505038	153808	11
10/2014	SE 2	MI 7	TR	124451	505002	103565	501136	104776	5
10/2014	SE 2	MI 7	TR	124476	505002	103565	505038	153808	155
10/2014	SE 2	MI 7	TR	124478	505002	103565	505038	153808	713
10/2014	SE 2	MI 7	TR	124482	505002	103565	505038	153808	308
10/2014	SE 2	MI 7	TR	124482	505002	103565	521138	11680	1
10/2014	SE 2	MI 7	TR	124483	505002	103565	521932	138744	31
10/2014	SE 2	MI 7	TR	124507	505002	103565	505038	153808	35
10/2014	SE 2	MI 7	TR	124507	505002	103565	521932	138744	45
10/2014	SE 2	MI 7	TR	124510	505002	103565	505038	153808	153
10/2014	SE 2	MI 7	TR	124510	505002	103565	521016	4196	56
10/2014	SE 2	MI 7	TR	124510	505002	103565	521932	138744	4
10/2014	SE 2	MI 7	TR	124511	505002	103565	521124	11562	20
10/2014	SE 2	MI 7	TR	124511	505002	103565	521932	138744	76
10/2014	SE 2	MI 7	TR	124512	505002	103565	521932	138744	127
10/2014	SE 2	MI 7	TR	124512	505002	103565	521948	4492	85
10/2014	SE 2	MI 7	TR	124534	505002	103565	501136	104776	4
10/2014	SE 2	MI 7	TR	124713	505002	103565	505038	153808	61
10/2014	SE 2	MI 7	TR	124966	505002	103565	505038	153808	9,765
10/2014	SE 2	MI 7	TR	125085	505002	103565	505038	153808	60
10/2014	SE 2	MI 7	TR	125085	505002	103565	521948	4492	3
10/2014	SE 2	MI 7	TR	125087	505002	103565	521948	4492	31
	Segment								60,812
10/2014	SE 2	SE 1	TR	108649	505002	103565	505276	325427	188
10/2014	SE 2	SE 1	TR	112268	505002	103565	522141	314210	31
10/2014	SE 2	SE 1	TR	112268	505002	103565	523064	766185	1,027
10/2014	SE 2	SE 1	TR	113156	505002	103565	521036	186899	45

ANR Pipeline Company Transportation Services Fuel By Route Analysis
--

VASCR351

 Reporting Year: *January - December 2014*
 Production Period: 10/2014

<u>Production Period</u>	<u>Receipt Segment</u>	<u>Delivery Segment</u>	<u>Service Class</u>	<u>Svc Req Contract</u>	<u>Receipt Location</u>	<u>Receipt Loc Prop</u>	<u>Delivery Location</u>	<u>Delivery Loc Prop</u>	<u>Fuel Quantity</u>
10/2014	SE 2	SE 1	TR	113650	505002	103565	521036	186899	90
10/2014	SE 2	SE 1	TR	114386	505002	103565	521036	186899	504
10/2014	SE 2	SE 1	TR	114588	505002	103565	521036	186899	161
10/2014	SE 2	SE 1	TR	114632	505002	103565	505276	325427	129
10/2014	SE 2	SE 1	TR	114872	505002	103565	521036	186899	900
10/2014	SE 2	SE 1	TR	115456	505002	103565	523064	766185	14
10/2014	SE 2	SE 1	TR	115457	505002	103565	521036	186899	3
10/2014	SE 2	SE 1	TR	115602	505002	103565	520013	7703	50
10/2014	SE 2	SE 1	TR	115656	505002	103565	521036	186899	15
10/2014	SE 2	SE 1	TR	115656	505002	103565	523064	766185	3
10/2014	SE 2	SE 1	TR	120095	505002	103565	521036	186899	102
10/2014	SE 2	SE 1	TR	120716	505002	103565	523064	766185	30
10/2014	SE 2	SE 1	TR	120917	505002	103565	521036	186899	135
10/2014	SE 2	SE 1	TR	121099	505002	103565	521036	186899	23
10/2014	SE 2	SE 1	TR	122080	505002	103565	523064	766185	111
10/2014	SE 2	SE 1	TR	123145	505002	103565	521036	186899	64
10/2014	SE 2	SE 1	TR	123651	505002	103565	523064	766185	1,095
10/2014	SE 2	SE 1	TR	124780	505002	103565	520013	7703	146
10/2014	SE 2	SE 1	TR	124780	505002	103565	521036	186899	26
10/2014	SE 2	SE 1	TR	124780	505002	103565	523064	766185	2,427
10/2014	SE 2	SE 1	TR	124997	505002	103565	521036	186899	81
10/2014	SE 2	SE 1	TR	124997	505002	103565	523064	766185	340
10/2014	SE 2	SE 1	TR	124998	505002	103565	523064	766185	213
	Segment								7,953
10/2014	SE 2	SE 2	TR	112268	505002	103565	521002	43613	1,214
10/2014	SE 2	SE 2	TR	112832	505002	103565	523050	467240	840
10/2014	SE 2	SE 2	TR	113490	505002	103565	523017	322045	1,695
10/2014	SE 2	SE 2	TR	113490	505264	68285	523017	322045	20
10/2014	SE 2	SE 2	TR	114386	505002	103565	520004	10369	1,134
10/2014	SE 2	SE 2	TR	114872	505002	103565	520004	10369	1,484
10/2014	SE 2	SE 2	TR	114872	505002	103565	523018	322625	326
10/2014	SE 2	SE 2	TR	114872	505002	103565	523063	742883	412
10/2014	SE 2	SE 2	TR	115455	505002	103565	521662	233620	1,162

**ANR Pipeline Company
Transportation Services
Fuel By Route Analysis**

VASCR351

Reporting Year: *January - December 2014*
 Production Period: **10/2014**

<u>Production Period</u>	<u>Receipt Segment</u>	<u>Delivery Segment</u>	<u>Service Class</u>	<u>Svc Req Contract</u>	<u>Receipt Location</u>	<u>Receipt Loc Prop</u>	<u>Delivery Location</u>	<u>Delivery Loc Prop</u>	<u>Fuel Quantity</u>
10/2014	SE 2	SE 2	TR	115456	505002	103565	521662	233620	478
10/2014	SE 2	SE 2	TR	115457	505002	103565	521662	233620	799
10/2014	SE 2	SE 2	TR	115602	505002	103565	521662	233620	133
10/2014	SE 2	SE 2	TR	115602	505002	103565	523050	467240	10
10/2014	SE 2	SE 2	TR	115726	505002	103565	520004	10369	2,070
10/2014	SE 2	SE 2	TR	115726	505002	103565	523063	742883	720
10/2014	SE 2	SE 2	TR	115727	505002	103565	520004	10369	365
10/2014	SE 2	SE 2	TR	115727	505002	103565	523017	322045	166
10/2014	SE 2	SE 2	TR	115727	505002	103565	523063	742883	1,595
10/2014	SE 2	SE 2	TR	118761	505002	103565	520004	10369	819
10/2014	SE 2	SE 2	TR	118761	505002	103565	523018	322625	915
10/2014	SE 2	SE 2	TR	120095	505002	103565	521632	42593	724
10/2014	SE 2	SE 2	TR	120114	505002	103565	523063	742883	2,814
10/2014	SE 2	SE 2	TR	120139	505002	103565	523063	742883	2,693
10/2014	SE 2	SE 2	TR	120616	505002	103565	523075	1387567	155
10/2014	SE 2	SE 2	TR	120716	505002	103565	521632	42593	119
10/2014	SE 2	SE 2	TR	120917	505002	103565	523063	742883	159
10/2014	SE 2	SE 2	TR	120948	505002	103565	520004	10369	34
10/2014	SE 2	SE 2	TR	120948	505002	103565	522130	38295	2
10/2014	SE 2	SE 2	TR	120948	505002	103565	523050	467240	25
10/2014	SE 2	SE 2	TR	121975	505002	103565	523017	322045	297
10/2014	SE 2	SE 2	TR	121975	505264	68285	523017	322045	33
10/2014	SE 2	SE 2	TR	122080	505002	103565	520004	10369	310
10/2014	SE 2	SE 2	TR	122080	505002	103565	523050	467240	244
10/2014	SE 2	SE 2	TR	122903	505002	103565	521632	42593	979
10/2014	SE 2	SE 2	TR	123145	505002	103565	521632	42593	62
10/2014	SE 2	SE 2	TR	123145	505002	103565	523018	322625	775
10/2014	SE 2	SE 2	TR	123651	505002	103565	521632	42593	1,365
10/2014	SE 2	SE 2	TR	124780	505002	103565	520004	10369	600
10/2014	SE 2	SE 2	TR	124780	505002	103565	521662	233620	3,272
10/2014	SE 2	SE 2	TR	124780	505002	103565	523018	322625	45
10/2014	SE 2	SE 2	TR	124780	505002	103565	523050	467240	380
10/2014	SE 2	SE 2	TR	124780	505002	103565	523075	1387567	1,088

ANR Pipeline Company Transportation Services Fuel By Route Analysis
--

VASCR351

 Reporting Year: *January - December 2014*
 Production Period: 10/2014

<u>Production Period</u>	<u>Receipt Segment</u>	<u>Delivery Segment</u>	<u>Service Class</u>	<u>Svc Req Contract</u>	<u>Receipt Location</u>	<u>Receipt Loc Prop</u>	<u>Delivery Location</u>	<u>Delivery Loc Prop</u>	<u>Fuel Quantity</u>
10/2014	SE 2	SE 2	TR	124780	505545	1250766	520004	10369	4,369
10/2014	SE 2	SE 2	TR	124780	505545	1250766	521002	43613	12
10/2014	SE 2	SE 2	TR	124780	505545	1250766	521632	42593	245
10/2014	SE 2	SE 2	TR	124780	505545	1250766	521662	233620	175
10/2014	SE 2	SE 2	TR	124780	505545	1250766	523050	467240	456
10/2014	SE 2	SE 2	TR	124997	505002	103565	521662	233620	491
10/2014	SE 2	SE 2	TR	124997	505002	103565	523018	322625	54
10/2014	SE 2	SE 2	TR	124997	505002	103565	523050	467240	16
10/2014	SE 2	SE 2	TR	124998	505002	103565	520004	10369	2,033
10/2014	SE 2	SE 2	TR	124998	505002	103565	520006	40317	45
10/2014	SE 2	SE 2	TR	124998	505002	103565	521002	43613	6
10/2014	SE 2	SE 2	TR	124998	505002	103565	521662	233620	1,532
10/2014	SE 2	SE 2	TR	124998	505002	103565	523018	322625	1,809
10/2014	SE 2	SE 2	TR	124998	505002	103565	523050	467240	163
10/2014	SE 2	SE 2	TR	125040	505002	103565	523072	1261146	31
		Segment							43,969
10/2014	SE 2	WI 7	TR	820	505002	103565	505025	139257	3,699
10/2014	SE 2	WI 7	TR	109416	505002	103565	521316	28831	558
10/2014	SE 2	WI 7	TR	115270	505002	103565	505437	395744	31,125
10/2014	SE 2	WI 7	TR	124507	505002	103565	521034	183670	12
10/2014	SE 2	WI 7	TR	124509	505002	103565	521034	183670	32
10/2014	SE 2	WI 7	TR	124510	505002	103565	521034	183670	65
10/2014	SE 2	WI 7	TR	124511	505002	103565	521034	183670	28
10/2014	SE 2	WI 7	TR	124512	505002	103565	521034	183670	53
		Segment							35,572
10/2014	SW 3	SW 1	TR	120629	502214	179887	523061	737783	777
		Segment							777
10/2014	SW 4	ME 3	TR	1650	505003	103702	505008	139236	1,178
10/2014	SW 4	ME 3	TR	15350	505003	103702	521534	138745	2,139
10/2014	SW 4	ME 3	TR	110505	505003	103702	520005	15672	9
10/2014	SW 4	ME 3	TR	110505	505003	103702	520027	295956	1,030
10/2014	SW 4	ME 3	TR	110884	505003	103702	521620	16118	1,817

**ANR Pipeline Company
 Transportation Services
 Fuel By Route Analysis**
VASCR351

 Reporting Year: *January - December 2014*
 Production Period: 10/2014

<u>Production Period</u>	<u>Receipt Segment</u>	<u>Delivery Segment</u>	<u>Service Class</u>	<u>Svc Req Contract</u>	<u>Receipt Location</u>	<u>Receipt Loc Prop</u>	<u>Delivery Location</u>	<u>Delivery Loc Prop</u>	<u>Fuel Quantity</u>
10/2014	SW 4	ME 3	TR	110948	505003	103702	521626	40184	217
10/2014	SW 4	ME 3	TR	125148	505003	103702	521010	40186	775
10/2014	SW 4	ME 3	TR	125149	505003	103702	521010	40186	744
	Segment								7,909
10/2014	SW 4	MI 7	TR	104404	505003	103702	505038	153808	14,058
10/2014	SW 4	MI 7	TR	104404	505003	103702	521116	42078	4,382
10/2014	SW 4	MI 7	TR	108268	505003	103702	505033	139382	384
10/2014	SW 4	MI 7	TR	108304	505003	103702	505030	139369	17,856
10/2014	SW 4	MI 7	TR	109304	505003	103702	505038	153808	2,975
10/2014	SW 4	MI 7	TR	109304	505003	103702	521622	110850	5,952
10/2014	SW 4	MI 7	TR	109511	505003	103702	521104	40849	29,497
10/2014	SW 4	MI 7	TR	109511	505003	103702	521118	11578	3,656
10/2014	SW 4	MI 7	TR	109511	505003	103702	521122	11751	1,012
10/2014	SW 4	MI 7	TR	110505	505003	103702	521116	42078	5,090
10/2014	SW 4	MI 7	TR	110505	505003	103702	521138	11680	115
10/2014	SW 4	MI 7	TR	110505	505003	103702	521142	40477	217
10/2014	SW 4	MI 7	TR	110505	505003	103702	521948	4492	27
10/2014	SW 4	MI 7	TR	110506	505003	103702	521116	42078	5,952
10/2014	SW 4	MI 7	TR	110507	505003	103702	521116	42078	589
10/2014	SW 4	MI 7	TR	110884	505003	103702	521116	42078	27,688
10/2014	SW 4	MI 7	TR	110884	505003	103702	521622	110850	162
10/2014	SW 4	MI 7	TR	110885	505003	103702	505038	153808	3,350
10/2014	SW 4	MI 7	TR	110885	505003	103702	505108	243097	192
10/2014	SW 4	MI 7	TR	110885	505003	103702	521116	42078	968
10/2014	SW 4	MI 7	TR	110885	505003	103702	521634	11566	3,532
10/2014	SW 4	MI 7	TR	110885	505003	103702	521985	278172	15,079
10/2014	SW 4	MI 7	TR	110889	505003	103702	505038	153808	53
10/2014	SW 4	MI 7	TR	110889	505003	103702	521074	40470	20
10/2014	SW 4	MI 7	TR	110889	505003	103702	521080	138675	94
10/2014	SW 4	MI 7	TR	110889	505003	103702	521122	11751	1,022
10/2014	SW 4	MI 7	TR	110889	505003	103702	521124	11562	502
10/2014	SW 4	MI 7	TR	110889	505003	103702	521142	40477	145
10/2014	SW 4	MI 7	TR	110889	505003	103702	521144	11580	2,946

**ANR Pipeline Company
 Transportation Services
 Fuel By Route Analysis**
VASCR351

 Reporting Year: *January - December 2014*
 Production Period: 10/2014

<u>Production Period</u>	<u>Receipt Segment</u>	<u>Delivery Segment</u>	<u>Service Class</u>	<u>Svc Req Contract</u>	<u>Receipt Location</u>	<u>Receipt Loc Prop</u>	<u>Delivery Location</u>	<u>Delivery Loc Prop</u>	<u>Fuel Quantity</u>
10/2014	SW 4	MI 7	TR	110889	505003	103702	521146	11785	131
10/2014	SW 4	MI 7	TR	110889	505003	103702	521634	11566	7
10/2014	SW 4	MI 7	TR	110889	505003	103702	521670	40468	494
10/2014	SW 4	MI 7	TR	110889	505003	103702	521690	40892	2
10/2014	SW 4	MI 7	TR	110949	505003	103702	505028	139366	2,635
10/2014	SW 4	MI 7	TR	113372	505003	103702	521080	138675	192
10/2014	SW 4	MI 7	TR	113372	505003	103702	521116	42078	447
10/2014	SW 4	MI 7	TR	113372	505003	103702	521138	11680	195
10/2014	SW 4	MI 7	TR	113372	505003	103702	521160	11590	85
10/2014	SW 4	MI 7	TR	113372	505003	103702	521670	40468	89
10/2014	SW 4	MI 7	TR	113372	505003	103702	521942	198847	1,746
10/2014	SW 4	MI 7	TR	113372	505003	103702	521948	4492	140
10/2014	SW 4	MI 7	TR	113372	505003	103702	521962	139401	114
10/2014	SW 4	MI 7	TR	113372	505003	103702	521985	278172	1,745
10/2014	SW 4	MI 7	TR	114532	505003	103702	505038	153808	1,136
10/2014	SW 4	MI 7	TR	114532	505003	103702	521118	11578	50
10/2014	SW 4	MI 7	TR	114532	505003	103702	521122	11751	54
10/2014	SW 4	MI 7	TR	114532	505003	103702	521124	11562	206
10/2014	SW 4	MI 7	TR	114532	505003	103702	521160	11590	148
10/2014	SW 4	MI 7	TR	114532	505003	103702	521634	11566	1,011
10/2014	SW 4	MI 7	TR	114532	505003	103702	521670	40468	378
10/2014	SW 4	MI 7	TR	114532	505003	103702	521942	198847	290
10/2014	SW 4	MI 7	TR	114532	505003	103702	521948	4492	140
10/2014	SW 4	MI 7	TR	114532	505003	103702	521962	139401	76
10/2014	SW 4	MI 7	TR	114532	505003	103702	521985	278172	1,287
10/2014	SW 4	MI 7	TR	118145	505003	103702	521014	153852	1,712
10/2014	SW 4	MI 7	TR	118145	505003	103702	521116	42078	11,098
10/2014	SW 4	MI 7	TR	118145	505003	103702	521962	139401	6,227
10/2014	SW 4	MI 7	TR	122067	505003	103702	521030	282436	1,095
10/2014	SW 4	MI 7	TR	122067	505003	103702	521102	11674	4,355
10/2014	SW 4	MI 7	TR	122067	505003	103702	521106	11747	4,552
10/2014	SW 4	MI 7	TR	122067	505003	103702	521116	42078	4,300
10/2014	SW 4	MI 7	TR	122067	505003	103702	521942	198847	989

**ANR Pipeline Company
 Transportation Services
 Fuel By Route Analysis**
VASCR351

 Reporting Year: *January - December 2014*
 Production Period: 10/2014

<u>Production Period</u>	<u>Receipt Segment</u>	<u>Delivery Segment</u>	<u>Service Class</u>	<u>Svc Req Contract</u>	<u>Receipt Location</u>	<u>Receipt Loc Prop</u>	<u>Delivery Location</u>	<u>Delivery Loc Prop</u>	<u>Fuel Quantity</u>
10/2014	SW 4	MI 7	TR	122247	505003	103702	521030	282436	465
10/2014	SW 4	MI 7	TR	122247	505003	103702	521102	11674	3,565
10/2014	SW 4	MI 7	TR	122247	505003	103702	521106	11747	3,683
10/2014	SW 4	MI 7	TR	122247	505003	103702	521116	42078	1,751
10/2014	SW 4	MI 7	TR	122247	505003	103702	521138	11680	30
10/2014	SW 4	MI 7	TR	122262	505003	103702	521116	42078	12,210
10/2014	SW 4	MI 7	TR	122271	505003	103702	505038	153808	24,469
10/2014	SW 4	MI 7	TR	122271	505003	103702	505108	243097	2,172
10/2014	SW 4	MI 7	TR	122271	505003	103702	505137	320550	423
10/2014	SW 4	MI 7	TR	122271	505003	103702	521690	40892	615
10/2014	SW 4	MI 7	TR	123297	505003	103702	505038	153808	5,596
10/2014	SW 4	MI 7	TR	123297	505003	103702	505108	243097	358
10/2014	SW 4	MI 7	TR	123297	505003	103702	510005	246067	173
10/2014	SW 4	MI 7	TR	123297	505003	103702	521008	11616	466
10/2014	SW 4	MI 7	TR	123297	505003	103702	521622	110850	833
10/2014	SW 4	MI 7	TR	123297	505003	103702	523029	360888	77
10/2014	SW 4	MI 7	TR	123822	505003	103702	505038	153808	17,709
10/2014	SW 4	MI 7	TR	123822	505003	103702	521690	40892	154
10/2014	SW 4	MI 7	TR	123823	505003	103702	521116	42078	11,811
10/2014	SW 4	MI 7	TR	123824	505003	103702	505038	153808	28,956
10/2014	SW 4	MI 7	TR	123824	505003	103702	505108	243097	93
10/2014	SW 4	MI 7	TR	123824	505003	103702	521008	11616	80
10/2014	SW 4	MI 7	TR	123824	505003	103702	521116	42078	107
10/2014	SW 4	MI 7	TR	123824	505003	103702	521985	278172	527
10/2014	SW 4	MI 7	TR	123825	505003	103702	521634	11566	11,904
10/2014	SW 4	MI 7	TR	123827	505003	103702	505038	153808	541
10/2014	SW 4	MI 7	TR	123827	505003	103702	521116	42078	1,291
10/2014	SW 4	MI 7	TR	123827	505003	103702	521634	11566	1,442
10/2014	SW 4	MI 7	TR	123827	505003	103702	523052	467243	2,696
10/2014	SW 4	MI 7	TR	123841	505003	103702	505038	153808	277
10/2014	SW 4	MI 7	TR	123841	505003	103702	505108	243097	8,204
10/2014	SW 4	MI 7	TR	124295	505003	103702	521932	138744	14
10/2014	SW 4	MI 7	TR	124295	505003	103702	521948	4492	22

ANR Pipeline Company Transportation Services Fuel By Route Analysis
--

VASCR351

 Reporting Year: *January - December 2014*
 Production Period: 10/2014

<u>Production Period</u>	<u>Receipt Segment</u>	<u>Delivery Segment</u>	<u>Service Class</u>	<u>Svc Req Contract</u>	<u>Receipt Location</u>	<u>Receipt Loc Prop</u>	<u>Delivery Location</u>	<u>Delivery Loc Prop</u>	<u>Fuel Quantity</u>
10/2014	SW 4	MI 7	TR	124329	505003	103702	521948	4492	31
10/2014	SW 4	MI 7	TR	124373	505003	103702	521014	153852	73
10/2014	SW 4	MI 7	TR	124373	505003	103702	521138	11680	154
10/2014	SW 4	MI 7	TR	124475	505003	103702	505038	153808	31
10/2014	SW 4	MI 7	TR	124479	505003	103702	505038	153808	1,105
10/2014	SW 4	MI 7	TR	124479	505003	103702	521985	278172	37
10/2014	SW 4	MI 7	TR	124487	505003	103702	521158	11581	31
10/2014	SW 4	MI 7	TR	124492	505003	103702	521158	11581	93
10/2014	SW 4	MI 7	TR	124566	505003	103702	505038	153808	626
10/2014	SW 4	MI 7	TR	124570	505003	103702	505108	243097	1,791
10/2014	SW 4	MI 7	TR	124585	505003	103702	521118	11578	4,312
10/2014	SW 4	MI 7	TR	124608	505003	103702	505038	153808	4,596
10/2014	SW 4	MI 7	TR	124608	505003	103702	505137	320550	19
10/2014	SW 4	MI 7	TR	124608	505003	103702	510005	246067	106
10/2014	SW 4	MI 7	TR	124608	505003	103702	521008	11616	377
10/2014	SW 4	MI 7	TR	124608	505003	103702	521030	282436	384
10/2014	SW 4	MI 7	TR	124608	505003	103702	523029	360888	77
10/2014	SW 4	MI 7	TR	124703	505003	103702	505038	153808	4,400
10/2014	SW 4	MI 7	TR	124721	505003	103702	521932	138744	31
10/2014	SW 4	MI 7	TR	125124	505003	103702	505017	139249	26,519
	Segment								382,148
10/2014	SW 4	MW 5	TR	111657	505003	103702	521656	284918	1,091
10/2014	SW 4	MW 5	TR	121091	505003	103702	521408	12999	75
10/2014	SW 4	MW 5	TR	124373	505003	103702	521656	284918	446
10/2014	SW 4	MW 5	TR	124953	505003	103702	521656	284918	99
10/2014	SW 4	MW 5	TS	123146	505003	103702	521596	5227	67
10/2014	SW 4	MW 5	TS	123148	505003	103702	505015	139247	2,288
	Segment								4,066
10/2014	SW 4	MW 6	TR	200	505003	103702	505013	139241	6,284
10/2014	SW 4	MW 6	TR	200	505003	103702	521434	4619	633
10/2014	SW 4	MW 6	TR	200	505003	103702	521470	4738	1,135
10/2014	SW 4	MW 6	TR	200	505003	103702	521482	4741	31

**ANR Pipeline Company
 Transportation Services
 Fuel By Route Analysis**

VASCR351

Reporting Year: *January - December 2014*
 Production Period: 10/2014

<u>Production Period</u>	<u>Receipt Segment</u>	<u>Delivery Segment</u>	<u>Service Class</u>	<u>Svc Req Contract</u>	<u>Receipt Location</u>	<u>Receipt Loc Prop</u>	<u>Delivery Location</u>	<u>Delivery Loc Prop</u>	<u>Fuel Quantity</u>
10/2014	SW 4	MW 6	TR	700	505003	103702	505014	139246	1,922
10/2014	SW 4	MW 6	TR	108861	505003	103702	521498	4857	470
10/2014	SW 4	MW 6	TR	108986	505003	103702	505005	139233	1,271
10/2014	SW 4	MW 6	TR	109304	505003	103702	505013	139241	1,540
10/2014	SW 4	MW 6	TR	110185	505003	103702	505013	139241	2,596
10/2014	SW 4	MW 6	TR	110185	505003	103702	521086	103709	217
10/2014	SW 4	MW 6	TR	110185	505003	103702	521470	4738	1,506
10/2014	SW 4	MW 6	TR	110185	505003	103702	521482	4741	800
10/2014	SW 4	MW 6	TR	110291	505003	103702	521438	4614	3,379
10/2014	SW 4	MW 6	TR	110889	505003	103702	521470	4738	301
10/2014	SW 4	MW 6	TR	110889	505003	103702	521506	3797	94
10/2014	SW 4	MW 6	TR	113372	505003	103702	521400	13135	31
10/2014	SW 4	MW 6	TR	113372	505003	103702	521420	4602	112
10/2014	SW 4	MW 6	TR	113372	505003	103702	521434	4619	31
10/2014	SW 4	MW 6	TR	113372	505003	103702	521470	4738	173
10/2014	SW 4	MW 6	TR	113372	505003	103702	521482	4741	355
10/2014	SW 4	MW 6	TR	113372	505003	103702	521506	3797	31
10/2014	SW 4	MW 6	TR	114497	505003	103702	521432	4691	54
10/2014	SW 4	MW 6	TR	114497	505003	103702	521470	4738	428
10/2014	SW 4	MW 6	TR	115815	505003	103702	521438	4614	5,394
10/2014	SW 4	MW 6	TR	120554	505003	103702	521420	4602	301
10/2014	SW 4	MW 6	TR	120554	505003	103702	521470	4738	9
10/2014	SW 4	MW 6	TR	123297	505003	103702	521506	3797	17
10/2014	SW 4	MW 6	TR	123850	505003	103702	521428	40193	1,150
10/2014	SW 4	MW 6	TR	124212	505003	103702	521482	4741	1,705
10/2014	SW 4	MW 6	TR	124373	505003	103702	521420	4602	1
10/2014	SW 4	MW 6	TR	124373	505003	103702	521658	3605	287
10/2014	SW 4	MW 6	TR	124373	505003	103702	521914	40412	6,988
10/2014	SW 4	MW 6	TR	124479	505003	103702	521420	4602	4
10/2014	SW 4	MW 6	TR	124570	505003	103702	521440	4616	3,697
10/2014	SW 4	MW 6	TR	124691	505003	103702	521400	13135	193
10/2014	SW 4	MW 6	TR	124691	505003	103702	521434	4619	45
10/2014	SW 4	MW 6	TR	124691	505003	103702	521436	4561	176

**ANR Pipeline Company
 Transportation Services
 Fuel By Route Analysis**
VASCR351

 Reporting Year: *January - December 2014*
 Production Period: 10/2014

<u>Production Period</u>	<u>Receipt Segment</u>	<u>Delivery Segment</u>	<u>Service Class</u>	<u>Svc Req Contract</u>	<u>Receipt Location</u>	<u>Receipt Loc Prop</u>	<u>Delivery Location</u>	<u>Delivery Loc Prop</u>	<u>Fuel Quantity</u>
10/2014	SW 4	MW 6	TR	124691	505003	103702	521482	4741	3,590
10/2014	SW 4	MW 6	TR	124691	505003	103702	521608	171759	93
10/2014	SW 4	MW 6	TR	124953	505003	103702	521400	13135	246
10/2014	SW 4	MW 6	TR	124953	505003	103702	521420	4602	2,473
10/2014	SW 4	MW 6	TR	124953	505003	103702	521658	3605	46
10/2014	SW 4	MW 6	TR	124953	505003	103702	521914	40412	880
10/2014	SW 4	MW 6	TR	125124	505003	103702	521506	3797	81
10/2014	SW 4	MW 6	TS	109148	505003	103702	521566	12977	202
10/2014	SW 4	MW 6	TS	109171	505003	103702	521428	40193	544
10/2014	SW 4	MW 6	TS	110863	505003	103702	521608	171759	217
10/2014	SW 4	MW 6	TS	123056	505003	103702	521504	4856	19
10/2014	SW 4	MW 6	TS	123057	505003	103702	521502	4747	168
10/2014	SW 4	MW 6	TS	123059	505003	103702	521424	13215	33
10/2014	SW 4	MW 6	TS	123065	505003	103702	521430	40195	291
10/2014	SW 4	MW 6	TS	123147	505003	103702	505029	139367	938
10/2014	SW 4	MW 6	TS	123149	505003	103702	521422	12976	57
10/2014	SW 4	MW 6	TS	123203	505003	103702	521500	4693	218
10/2014	SW 4	MW 6	TS	123214	505003	103702	521598	4564	91
10/2014	SW 4	MW 6	TS	123215	505003	103702	521494	4605	812
10/2014	SW 4	MW 6	TS	123216	505003	103702	521492	4604	528
10/2014	SW 4	MW 6	TS	123217	505003	103702	521418	12991	749
10/2014	SW 4	MW 6	TS	123221	505003	103702	521496	4689	346
10/2014	SW 4	MW 6	TS	123222	505003	103702	521526	3969	125
10/2014	SW 4	MW 6	TS	123242	505003	103702	521426	40183	216
10/2014	SW 4	MW 6	TS	123300	505003	103702	521524	3973	310
	Segment								56,634
10/2014	SW 4	SW 1	TR	110885	505003	103702	523061	737783	10
10/2014	SW 4	SW 1	TR	120703	505003	103702	523076	1388911	1,650
	Segment								1,660
10/2014	SW 4	SW 3	TR	102083	505003	103702	521070	221448	7
	Segment								7
10/2014	SW 4	SW 4	TR	115706	510034	187481	521642	237023	411

ANR Pipeline Company Transportation Services Fuel By Route Analysis

VASCR351

Reporting Year: *January - December 2014*
 Production Period: 10/2014

<u>Production Period</u>	<u>Receipt Segment</u>	<u>Delivery Segment</u>	<u>Service Class</u>	<u>Svc Req Contract</u>	<u>Receipt Location</u>	<u>Receipt Loc Prop</u>	<u>Delivery Location</u>	<u>Delivery Loc Prop</u>	<u>Fuel Quantity</u>
10/2014	SW 4	SW 4	TR	121091	505003	103702	521020	34887	52
10/2014	SW 4	SW 4	TR	121091	505003	103702	521040	234898	16
10/2014	SW 4	SW 4	TR	123915	505003	103702	521664	174769	25
	Segment								504
10/2014	SW 4	SW 5	TR	120629	510034	187481	522116	278352	248
	Segment								248
10/2014	SW 4	WI 7	TR	5450	505003	103702	505026	139258	8,508
10/2014	SW 4	WI 7	TR	5450	505003	103702	510041	11661	173
10/2014	SW 4	WI 7	TR	104404	505003	103702	521314	28661	24,495
10/2014	SW 4	WI 7	TR	106209	505003	103702	510033	28873	4,464
10/2014	SW 4	WI 7	TR	108268	505003	103702	505016	139248	11,520
10/2014	SW 4	WI 7	TR	109511	505003	103702	523032	384134	653
10/2014	SW 4	WI 7	TR	109511	505003	103702	523034	384136	1,921
10/2014	SW 4	WI 7	TR	109511	505003	103702	523035	387791	22,824
10/2014	SW 4	WI 7	TR	109665	505003	103702	521370	28788	186
10/2014	SW 4	WI 7	TR	109975	505003	103702	523034	384136	11,904
10/2014	SW 4	WI 7	TR	110885	505003	103702	510041	11661	1,728
10/2014	SW 4	WI 7	TR	110885	505003	103702	521164	28842	845
10/2014	SW 4	WI 7	TR	110885	505003	103702	521172	28846	768
10/2014	SW 4	WI 7	TR	110885	505003	103702	521250	28841	4,571
10/2014	SW 4	WI 7	TR	110885	505003	103702	521266	28702	960
10/2014	SW 4	WI 7	TR	110885	505003	103702	523032	384134	20,158
10/2014	SW 4	WI 7	TR	110885	505003	103702	523034	384136	7,360
10/2014	SW 4	WI 7	TR	112923	505003	103702	521172	28846	4,003
10/2014	SW 4	WI 7	TR	112924	505003	103702	505024	139256	2,170
10/2014	SW 4	WI 7	TR	113372	505003	103702	521172	28846	2,261
10/2014	SW 4	WI 7	TR	113372	505003	103702	521204	28672	119
10/2014	SW 4	WI 7	TR	113372	505003	103702	521214	40197	76
10/2014	SW 4	WI 7	TR	113372	505003	103702	521240	28759	336
10/2014	SW 4	WI 7	TR	113372	505003	103702	521266	28702	122
10/2014	SW 4	WI 7	TR	113372	505003	103702	521758	28855	36
10/2014	SW 4	WI 7	TR	113372	505003	103702	521814	36934	260

**ANR Pipeline Company
 Transportation Services
 Fuel By Route Analysis**

VASCR351

Reporting Year: *January - December 2014*
 Production Period: 10/2014

<u>Production Period</u>	<u>Receipt Segment</u>	<u>Delivery Segment</u>	<u>Service Class</u>	<u>Svc Req Contract</u>	<u>Receipt Location</u>	<u>Receipt Loc Prop</u>	<u>Delivery Location</u>	<u>Delivery Loc Prop</u>	<u>Fuel Quantity</u>
10/2014	SW 4	WI 7	TR	113372	505003	103702	523034	384136	264
10/2014	SW 4	WI 7	TR	114497	505003	103702	521012	40226	635
10/2014	SW 4	WI 7	TR	114497	505003	103702	521168	28834	21
10/2014	SW 4	WI 7	TR	114497	505003	103702	521172	28846	719
10/2014	SW 4	WI 7	TR	114497	505003	103702	521178	28883	775
10/2014	SW 4	WI 7	TR	114497	505003	103702	521196	28771	118
10/2014	SW 4	WI 7	TR	114497	505003	103702	521200	28679	357
10/2014	SW 4	WI 7	TR	114497	505003	103702	521214	40197	160
10/2014	SW 4	WI 7	TR	114497	505003	103702	521240	28759	320
10/2014	SW 4	WI 7	TR	114497	505003	103702	521246	28844	23
10/2014	SW 4	WI 7	TR	114497	505003	103702	521250	28841	357
10/2014	SW 4	WI 7	TR	114497	505003	103702	521262	36868	583
10/2014	SW 4	WI 7	TR	114497	505003	103702	521314	28661	4,426
10/2014	SW 4	WI 7	TR	114497	505003	103702	521322	28868	459
10/2014	SW 4	WI 7	TR	114497	505003	103702	521340	28732	100
10/2014	SW 4	WI 7	TR	114497	505003	103702	521784	28720	271
10/2014	SW 4	WI 7	TR	114497	505003	103702	521786	28798	30
10/2014	SW 4	WI 7	TR	114497	505003	103702	523032	384134	7,757
10/2014	SW 4	WI 7	TR	114497	505003	103702	523034	384136	243
10/2014	SW 4	WI 7	TR	114532	505003	103702	521012	40226	1,054
10/2014	SW 4	WI 7	TR	114532	505003	103702	521168	28834	428
10/2014	SW 4	WI 7	TR	114532	505003	103702	521172	28846	1,004
10/2014	SW 4	WI 7	TR	114532	505003	103702	521174	28778	202
10/2014	SW 4	WI 7	TR	114532	505003	103702	521178	28883	484
10/2014	SW 4	WI 7	TR	114532	505003	103702	521182	28854	31
10/2014	SW 4	WI 7	TR	114532	505003	103702	521196	28771	90
10/2014	SW 4	WI 7	TR	114532	505003	103702	521198	28782	25
10/2014	SW 4	WI 7	TR	114532	505003	103702	521200	28679	24
10/2014	SW 4	WI 7	TR	114532	505003	103702	521204	28672	342
10/2014	SW 4	WI 7	TR	114532	505003	103702	521210	28828	324
10/2014	SW 4	WI 7	TR	114532	505003	103702	521214	40197	368
10/2014	SW 4	WI 7	TR	114532	505003	103702	521222	28765	48
10/2014	SW 4	WI 7	TR	114532	505003	103702	521238	28836	97

**ANR Pipeline Company
 Transportation Services
 Fuel By Route Analysis**

VASCR351

Reporting Year: *January - December 2014*
 Production Period: 10/2014

<u>Production Period</u>	<u>Receipt Segment</u>	<u>Delivery Segment</u>	<u>Service Class</u>	<u>Svc Req Contract</u>	<u>Receipt Location</u>	<u>Receipt Loc Prop</u>	<u>Delivery Location</u>	<u>Delivery Loc Prop</u>	<u>Fuel Quantity</u>
10/2014	SW 4	WI 7	TR	114532	505003	103702	521240	28759	464
10/2014	SW 4	WI 7	TR	114532	505003	103702	521242	139405	162
10/2014	SW 4	WI 7	TR	114532	505003	103702	521246	28844	527
10/2014	SW 4	WI 7	TR	114532	505003	103702	521262	36868	818
10/2014	SW 4	WI 7	TR	114532	505003	103702	521266	28702	1,304
10/2014	SW 4	WI 7	TR	114532	505003	103702	521286	28853	132
10/2014	SW 4	WI 7	TR	114532	505003	103702	521314	28661	2,061
10/2014	SW 4	WI 7	TR	114532	505003	103702	521322	28868	385
10/2014	SW 4	WI 7	TR	114532	505003	103702	521344	28734	62
10/2014	SW 4	WI 7	TR	114532	505003	103702	521376	139403	96
10/2014	SW 4	WI 7	TR	114532	505003	103702	521386	174791	60
10/2014	SW 4	WI 7	TR	114532	505003	103702	521676	100052	1,088
10/2014	SW 4	WI 7	TR	114532	505003	103702	521758	28855	56
10/2014	SW 4	WI 7	TR	114532	505003	103702	521784	28720	689
10/2014	SW 4	WI 7	TR	114532	505003	103702	521786	28798	288
10/2014	SW 4	WI 7	TR	114532	505003	103702	521814	36934	367
10/2014	SW 4	WI 7	TR	114532	505003	103702	523034	384136	863
10/2014	SW 4	WI 7	TR	115269	505003	103702	505437	395744	35,743
10/2014	SW 4	WI 7	TR	117331	505003	103702	505021	139253	12,865
10/2014	SW 4	WI 7	TR	122067	505003	103702	521108	11702	160
10/2014	SW 4	WI 7	TR	122067	505003	103702	523035	387791	1,230
10/2014	SW 4	WI 7	TR	122247	505003	103702	521108	11702	6,890
10/2014	SW 4	WI 7	TR	122247	505003	103702	523032	384134	307
10/2014	SW 4	WI 7	TR	122247	505003	103702	523035	387791	1,149
10/2014	SW 4	WI 7	TR	123297	505003	103702	523032	384134	777
10/2014	SW 4	WI 7	TR	123297	505003	103702	523034	384136	2,112
10/2014	SW 4	WI 7	TR	123297	505003	103702	523035	387791	6,018
10/2014	SW 4	WI 7	TR	123649	505003	103702	521316	28831	837
10/2014	SW 4	WI 7	TR	124373	505003	103702	521314	28661	2,198
10/2014	SW 4	WI 7	TR	124373	505003	103702	521676	100052	240
10/2014	SW 4	WI 7	TR	124566	505003	103702	521314	28661	3,760
10/2014	SW 4	WI 7	TR	124566	505003	103702	523032	384134	156
10/2014	SW 4	WI 7	TR	124566	505003	103702	523035	387791	2,741

ANR Pipeline Company Transportation Services Fuel By Route Analysis
--

VASCR351

 Reporting Year: *January - December 2014*
 Production Period: **10/2014**

<u>Production Period</u>	<u>Receipt Segment</u>	<u>Delivery Segment</u>	<u>Service Class</u>	<u>Svc Req Contract</u>	<u>Receipt Location</u>	<u>Receipt Loc Prop</u>	<u>Delivery Location</u>	<u>Delivery Loc Prop</u>	<u>Fuel Quantity</u>
10/2014	SW 4	WI 7	TR	124585	505003	103702	523035	387791	462
10/2014	SW 4	WI 7	TR	124608	505003	103702	523032	384134	153
10/2014	SW 4	WI 7	TR	124608	505003	103702	523034	384136	1,426
10/2014	SW 4	WI 7	TR	124608	505003	103702	523035	387791	4,769
10/2014	SW 4	WI 7	TR	124691	505003	103702	521260	36867	601
10/2014	SW 4	WI 7	TS	123061	505003	103702	521396	150407	557
10/2014	SW 4	WI 7	TS	123220	505003	103702	521392	28730	834
	Segment								249,967
10/2014	WI 7	ME 3	TR	125165	510041	11661	521638	153767	222
	Segment								222
10/2014	WI 7	MI 7	TR	106211	510033	28873	505038	153808	1,054
10/2014	WI 7	MI 7	TR	107879	510033	28873	505038	153808	15
10/2014	WI 7	MI 7	TR	108179	523032	384134	505038	153808	82
10/2014	WI 7	MI 7	TR	112165	510041	11661	521634	11566	3,503
10/2014	WI 7	MI 7	TR	112565	523032	384134	505038	153808	69
10/2014	WI 7	MI 7	TR	113239	510006	28808	505038	153808	248
10/2014	WI 7	MI 7	TR	116064	505025	139257	505038	153808	46
10/2014	WI 7	MI 7	TR	120571	510041	11661	505038	153808	14,259
10/2014	WI 7	MI 7	TR	123976	510033	28873	521030	282436	21
10/2014	WI 7	MI 7	TR	124006	510006	28808	505038	153808	100
10/2014	WI 7	MI 7	TR	124006	510006	28808	521008	11616	4
10/2014	WI 7	MI 7	TR	125141	510041	11661	521634	11566	92
10/2014	WI 7	MI 7	TS	121185	523034	384136	505038	153808	13
	Segment								19,506
10/2014	WI 7	WI 7	TR	107879	510033	28873	505023	139255	144
10/2014	WI 7	WI 7	TR	109974	521164	28842	523034	384136	36
10/2014	WI 7	WI 7	TR	109974	523034	384136	521164	28842	49
10/2014	WI 7	WI 7	TR	109974	523034	384136	521256	174788	25
10/2014	WI 7	WI 7	TR	109974	523034	384136	521786	28798	46
10/2014	WI 7	WI 7	TR	111972	510041	11661	521012	40226	186
10/2014	WI 7	WI 7	TR	112923	510033	28873	505023	139255	524
10/2014	WI 7	WI 7	TR	114497	510006	28808	523032	384134	135

**ANR Pipeline Company
 Transportation Services
 Fuel By Route Analysis**
VASCR351

 Reporting Year: *January - December 2014*
 Production Period: **10/2014**

<u>Production Period</u>	<u>Receipt Segment</u>	<u>Delivery Segment</u>	<u>Service Class</u>	<u>Svc Req Contract</u>	<u>Receipt Location</u>	<u>Receipt Loc Prop</u>	<u>Delivery Location</u>	<u>Delivery Loc Prop</u>	<u>Fuel Quantity</u>
10/2014	WI 7	WI 7	TR	114497	510033	28873	521012	40226	27
10/2014	WI 7	WI 7	TR	114497	510033	28873	521168	28834	1
10/2014	WI 7	WI 7	TR	114497	510033	28873	521172	28846	197
10/2014	WI 7	WI 7	TR	114497	510033	28873	521178	28883	39
10/2014	WI 7	WI 7	TR	114497	510033	28873	521196	28771	2
10/2014	WI 7	WI 7	TR	114497	510033	28873	521200	28679	25
10/2014	WI 7	WI 7	TR	114497	510033	28873	521202	28682	1
10/2014	WI 7	WI 7	TR	114497	510033	28873	521214	40197	22
10/2014	WI 7	WI 7	TR	114497	510033	28873	521240	28759	4
10/2014	WI 7	WI 7	TR	114497	510033	28873	521246	28844	6
10/2014	WI 7	WI 7	TR	114497	510033	28873	521262	36868	19
10/2014	WI 7	WI 7	TR	114497	510033	28873	521314	28661	294
10/2014	WI 7	WI 7	TR	114497	510033	28873	521322	28868	6
10/2014	WI 7	WI 7	TR	114497	510033	28873	521340	28732	11
10/2014	WI 7	WI 7	TR	114497	510033	28873	521784	28720	18
10/2014	WI 7	WI 7	TR	114497	510033	28873	523032	384134	209
10/2014	WI 7	WI 7	TR	114497	510033	28873	523034	384136	14
10/2014	WI 7	WI 7	TR	117332	510006	28808	505021	139253	18
10/2014	WI 7	WI 7	TR	122248	510033	28873	521108	11702	3,941
10/2014	WI 7	WI 7	TR	123976	510006	28808	521164	28842	5
10/2014	WI 7	WI 7	TR	123976	510006	28808	521314	28661	132
10/2014	WI 7	WI 7	TR	123976	510006	28808	523032	384134	597
10/2014	WI 7	WI 7	TR	123976	510006	28808	523034	384136	42
10/2014	WI 7	WI 7	TR	123976	510033	28873	521314	28661	153
10/2014	WI 7	WI 7	TR	123976	510033	28873	523032	384134	162
10/2014	WI 7	WI 7	TR	123976	510033	28873	523034	384136	33
10/2014	WI 7	WI 7	TR	124006	510006	28808	521012	40226	236
10/2014	WI 7	WI 7	TR	124006	510006	28808	521034	183670	748
10/2014	WI 7	WI 7	TR	124006	510006	28808	521172	28846	369
10/2014	WI 7	WI 7	TR	124006	510006	28808	521176	28859	334
10/2014	WI 7	WI 7	TR	124006	510006	28808	521178	28883	93
10/2014	WI 7	WI 7	TR	124006	510006	28808	521180	28875	147
10/2014	WI 7	WI 7	TR	124006	510006	28808	521188	28862	405

**ANR Pipeline Company
 Transportation Services
 Fuel By Route Analysis**
VASCR351

 Reporting Year: *January - December 2014*
 Production Period: 10/2014

<u>Production Period</u>	<u>Receipt Segment</u>	<u>Delivery Segment</u>	<u>Service Class</u>	<u>Svc Req Contract</u>	<u>Receipt Location</u>	<u>Receipt Loc Prop</u>	<u>Delivery Location</u>	<u>Delivery Loc Prop</u>	<u>Fuel Quantity</u>
10/2014	WI 7	WI 7	TR	124006	510006	28808	521198	28782	81
10/2014	WI 7	WI 7	TR	124006	510006	28808	521210	28828	181
10/2014	WI 7	WI 7	TR	124006	510006	28808	521240	28759	180
10/2014	WI 7	WI 7	TR	124006	510006	28808	521246	28844	445
10/2014	WI 7	WI 7	TR	124006	510006	28808	521250	28841	7
10/2014	WI 7	WI 7	TR	124006	510006	28808	521266	28702	838
10/2014	WI 7	WI 7	TR	124006	510006	28808	521314	28661	2
10/2014	WI 7	WI 7	TR	124006	510006	28808	521394	36936	487
10/2014	WI 7	WI 7	TR	124006	510006	28808	521676	100052	741
10/2014	WI 7	WI 7	TR	124006	510006	28808	521786	28798	2
10/2014	WI 7	WI 7	TR	124006	510041	11661	521172	28846	14
10/2014	WI 7	WI 7	TR	124006	510041	11661	521176	28859	1
10/2014	WI 7	WI 7	TR	124006	510041	11661	521188	28862	15
10/2014	WI 7	WI 7	TR	124006	510041	11661	521246	28844	17
10/2014	WI 7	WI 7	TR	124006	510041	11661	521266	28702	63
10/2014	WI 7	WI 7	TR	124006	510041	11661	521394	36936	19
10/2014	WI 7	WI 7	TR	124006	510041	11661	521676	100052	66
10/2014	WI 7	WI 7	TR	124007	510041	11661	521314	28661	188
10/2014	WI 7	WI 7	TR	124007	510041	11661	521676	100052	120
10/2014	WI 7	WI 7	TR	124373	510041	11661	521314	28661	73
10/2014	WI 7	WI 7	TR	125102	510041	11661	523034	384136	182
10/2014	WI 7	WI 7	TR	125163	510006	28808	521172	28846	35
10/2014	WI 7	WI 7	TR	125163	510006	28808	521252	28779	5
10/2014	WI 7	WI 7	TR	125163	510006	28808	521784	28720	51
10/2014	WI 7	WI 7	TR	125163	510041	11661	521172	28846	23
10/2014	WI 7	WI 7	TR	125163	510041	11661	521252	28779	16
10/2014	WI 7	WI 7	TR	125163	510041	11661	521784	28720	50
10/2014	WI 7	WI 7	TR	125165	510041	11661	521164	28842	39
10/2014	WI 7	WI 7	TR	125165	510041	11661	521314	28661	1,374
Segment									14,770
Total for 10/2014									1,664,040

ANR Pipeline Company Transportation Services Fuel By Route Analysis
--

VASCR351

 Reporting Year: *January - December 2014*
 Production Period: 11/2014

<u>Production Period</u>	<u>Receipt Segment</u>	<u>Delivery Segment</u>	<u>Service Class</u>	<u>Svc Req Contract</u>	<u>Receipt Location</u>	<u>Receipt Loc Prop</u>	<u>Delivery Location</u>	<u>Delivery Loc Prop</u>	<u>Fuel Quantity</u>
11/2014	ME 2	ME 2	TR	114655	505226	153719	521044	261572	22
11/2014	ME 2	ME 2	TR	114655	513062	490940	521044	261572	83
11/2014	ME 2	ME 2	TR	120508	505226	153719	523043	416969	1
11/2014	ME 2	ME 2	TR	120508	513066	702777	523043	416969	732
11/2014	ME 2	ME 2	TR	120508	513083	803183	523043	416969	488
11/2014	ME 2	ME 2	TR	120508	513084	803184	523043	416969	184
11/2014	ME 2	ME 2	TR	123706	513087	924935	521668	22975	126
	Segment								1,636
11/2014	ME 2	ME 3	TR	111963	513084	803184	521626	40184	6,720
11/2014	ME 2	ME 3	TR	114490	513084	803184	521010	40186	56
11/2014	ME 2	ME 3	TR	114490	513084	803184	521092	4475	144
11/2014	ME 2	ME 3	TR	114490	513084	803184	521528	4351	9
11/2014	ME 2	ME 3	TR	114490	513084	803184	521534	138745	5
11/2014	ME 2	ME 3	TR	114490	513084	803184	521626	40184	471
11/2014	ME 2	ME 3	TR	118249	513084	803184	505564	1389346	2,486
11/2014	ME 2	ME 3	TR	118249	513084	803184	521620	16118	2,850
11/2014	ME 2	ME 3	TR	120144	505233	154017	521626	40184	74
11/2014	ME 2	ME 3	TR	120144	513066	702777	521626	40184	97
11/2014	ME 2	ME 3	TR	120144	513083	803183	521626	40184	423
11/2014	ME 2	ME 3	TR	120144	513084	803184	521626	40184	212
11/2014	ME 2	ME 3	TR	124199	513084	803184	521552	16265	463
11/2014	ME 2	ME 3	TR	124206	513084	803184	521552	16265	388
11/2014	ME 2	ME 3	TR	124997	513054	467676	505566	1389406	2,683
11/2014	ME 2	ME 3	TR	124997	513062	490940	505566	1389406	2,850
11/2014	ME 2	ME 3	TR	124997	513083	803183	505566	1389406	3,529
11/2014	ME 2	ME 3	TR	124997	513084	803184	505566	1389406	17,969
11/2014	ME 2	ME 3	TR	125322	513084	803184	521626	40184	180
11/2014	ME 2	ME 3	TR	125562	513084	803184	505566	1389406	357
	Segment								41,966
11/2014	ME 2	MI 7	TR	106308	521594	20666	505038	153808	137
11/2014	ME 2	MI 7	TR	112425	513090	927982	521116	42078	964
11/2014	ME 2	MI 7	TR	114490	513084	803184	505038	153808	411

**ANR Pipeline Company
 Transportation Services
 Fuel By Route Analysis**

VASCR351

 Reporting Year: *January - December 2014*
 Production Period: 11/2014

<u>Production Period</u>	<u>Receipt Segment</u>	<u>Delivery Segment</u>	<u>Service Class</u>	<u>Svc Req Contract</u>	<u>Receipt Location</u>	<u>Receipt Loc Prop</u>	<u>Delivery Location</u>	<u>Delivery Loc Prop</u>	<u>Fuel Quantity</u>
11/2014	ME 2	MI 7	TR	114490	513084	803184	505108	243097	1,063
11/2014	ME 2	MI 7	TR	114490	513084	803184	521016	4196	344
11/2014	ME 2	MI 7	TR	114490	513084	803184	521030	282436	1,241
11/2014	ME 2	MI 7	TR	114490	513084	803184	521116	42078	4,110
11/2014	ME 2	MI 7	TR	114490	513084	803184	521118	11578	6
11/2014	ME 2	MI 7	TR	114490	513084	803184	521948	4492	9
11/2014	ME 2	MI 7	TR	114490	513084	803184	521962	139401	124
11/2014	ME 2	MI 7	TR	114490	513084	803184	521985	278172	381
11/2014	ME 2	MI 7	TR	118903	513084	803184	521116	42078	23,327
11/2014	ME 2	MI 7	TR	118903	513087	924935	521116	42078	6,580
11/2014	ME 2	MI 7	TR	118903	513090	927982	521116	42078	799
11/2014	ME 2	MI 7	TR	120144	505233	154017	521116	42078	4
11/2014	ME 2	MI 7	TR	120144	505233	154017	521962	139401	36
11/2014	ME 2	MI 7	TR	120144	513083	803183	521008	11616	425
11/2014	ME 2	MI 7	TR	120144	513083	803183	521074	40470	73
11/2014	ME 2	MI 7	TR	120144	513083	803183	521116	42078	15
11/2014	ME 2	MI 7	TR	120144	513083	803183	521118	11578	156
11/2014	ME 2	MI 7	TR	120144	513083	803183	521122	11751	2
11/2014	ME 2	MI 7	TR	120144	513083	803183	521142	40477	45
11/2014	ME 2	MI 7	TR	120144	513083	803183	521144	11580	85
11/2014	ME 2	MI 7	TR	120144	513083	803183	521162	11748	93
11/2014	ME 2	MI 7	TR	120144	513083	803183	521962	139401	127
11/2014	ME 2	MI 7	TR	120144	513083	803183	521966	216338	3
11/2014	ME 2	MI 7	TR	120144	513083	803183	523052	467243	184
11/2014	ME 2	MI 7	TR	120144	513084	803184	505038	153808	2
11/2014	ME 2	MI 7	TR	120144	513084	803184	521008	11616	2
11/2014	ME 2	MI 7	TR	120144	513084	803184	521116	42078	185
11/2014	ME 2	MI 7	TR	120144	513084	803184	521636	22992	86
11/2014	ME 2	MI 7	TR	120144	513084	803184	521670	40468	1,848
11/2014	ME 2	MI 7	TR	120144	513084	803184	521962	139401	63
11/2014	ME 2	MI 7	TR	120144	513087	924935	521118	11578	69
11/2014	ME 2	MI 7	TR	124199	513084	803184	505020	139252	38
11/2014	ME 2	MI 7	TR	124206	513084	803184	505020	139252	223

ANR Pipeline Company Transportation Services Fuel By Route Analysis
--

VASCR351

 Reporting Year: *January - December 2014*
 Production Period: 11/2014

<u>Production Period</u>	<u>Receipt Segment</u>	<u>Delivery Segment</u>	<u>Service Class</u>	<u>Svc Req Contract</u>	<u>Receipt Location</u>	<u>Receipt Loc Prop</u>	<u>Delivery Location</u>	<u>Delivery Loc Prop</u>	<u>Fuel Quantity</u>
11/2014	ME 2	MI 7	TR	124208	513084	803184	505020	139252	4
11/2014	ME 2	MI 7	TR	124603	513084	803184	521932	138744	8,448
11/2014	ME 2	MI 7	TR	125328	513084	803184	521932	138744	480
11/2014	ME 2	MI 7	TR	125452	513083	803183	521588	40481	96
11/2014	ME 2	MI 7	TR	125452	513084	803184	521588	40481	2,784
11/2014	ME 2	MI 7	TR	125509	513084	803184	505017	139249	8,785
11/2014	ME 2	MI 7	TR	125509	513084	803184	521008	11616	1
11/2014	ME 2	MI 7	TR	125509	513084	803184	521116	42078	4,537
11/2014	ME 2	MI 7	TR	125509	513084	803184	521636	22992	4,357
	Segment								72,752
11/2014	ME 2	MW 6	TR	118249	513084	803184	505013	139241	468
	Segment								468
11/2014	ME 2	WI 7	TR	114490	513084	803184	521250	28841	835
11/2014	ME 2	WI 7	TR	114490	513084	803184	521262	36868	2
11/2014	ME 2	WI 7	TR	114490	513084	803184	521650	269472	15
11/2014	ME 2	WI 7	TR	114490	513084	803184	523032	384134	15
11/2014	ME 2	WI 7	TR	120144	505233	154017	521176	28859	7
11/2014	ME 2	WI 7	TR	120144	505233	154017	521178	28883	13
11/2014	ME 2	WI 7	TR	120144	505233	154017	521186	42139	19
11/2014	ME 2	WI 7	TR	120144	505233	154017	521190	28825	3
11/2014	ME 2	WI 7	TR	120144	505233	154017	521196	28771	49
11/2014	ME 2	WI 7	TR	120144	505233	154017	521262	36868	72
11/2014	ME 2	WI 7	TR	120144	505233	154017	521266	28702	53
11/2014	ME 2	WI 7	TR	120144	505233	154017	521322	28868	31
11/2014	ME 2	WI 7	TR	120144	505233	154017	521324	28794	19
11/2014	ME 2	WI 7	TR	120144	505233	154017	521350	28660	19
11/2014	ME 2	WI 7	TR	120144	505233	154017	521814	36934	7
11/2014	ME 2	WI 7	TR	120144	513066	702777	521172	28846	62
11/2014	ME 2	WI 7	TR	120144	513066	702777	521176	28859	7
11/2014	ME 2	WI 7	TR	120144	513066	702777	521178	28883	42
11/2014	ME 2	WI 7	TR	120144	513066	702777	521186	42139	21
11/2014	ME 2	WI 7	TR	120144	513066	702777	521196	28771	36

**ANR Pipeline Company
 Transportation Services
 Fuel By Route Analysis**
VASCR351

 Reporting Year: *January - December 2014*
 Production Period: 11/2014

<u>Production Period</u>	<u>Receipt Segment</u>	<u>Delivery Segment</u>	<u>Service Class</u>	<u>Svc Req Contract</u>	<u>Receipt Location</u>	<u>Receipt Loc Prop</u>	<u>Delivery Location</u>	<u>Delivery Loc Prop</u>	<u>Fuel Quantity</u>
11/2014	ME 2	WI 7	TR	120144	513066	702777	521262	36868	72
11/2014	ME 2	WI 7	TR	120144	513066	702777	521266	28702	72
11/2014	ME 2	WI 7	TR	120144	513066	702777	521322	28868	31
11/2014	ME 2	WI 7	TR	120144	513066	702777	521324	28794	19
11/2014	ME 2	WI 7	TR	120144	513083	803183	521172	28846	3
11/2014	ME 2	WI 7	TR	120144	513083	803183	521176	28859	28
11/2014	ME 2	WI 7	TR	120144	513083	803183	521178	28883	178
11/2014	ME 2	WI 7	TR	120144	513083	803183	521186	42139	76
11/2014	ME 2	WI 7	TR	120144	513083	803183	521190	28825	21
11/2014	ME 2	WI 7	TR	120144	513083	803183	521196	28771	96
11/2014	ME 2	WI 7	TR	120144	513083	803183	521262	36868	179
11/2014	ME 2	WI 7	TR	120144	513083	803183	521266	28702	214
11/2014	ME 2	WI 7	TR	120144	513083	803183	521322	28868	199
11/2014	ME 2	WI 7	TR	120144	513083	803183	521324	28794	133
11/2014	ME 2	WI 7	TR	120144	513083	803183	521350	28660	133
11/2014	ME 2	WI 7	TR	120144	513083	803183	521814	36934	49
11/2014	ME 2	WI 7	TR	120144	513084	803184	521288	28670	6
11/2014	ME 2	WI 7	TR	120144	513087	924935	521172	28846	183
11/2014	ME 2	WI 7	TR	120144	513087	924935	521176	28859	21
11/2014	ME 2	WI 7	TR	120144	513087	924935	521186	42139	63
11/2014	ME 2	WI 7	TR	120144	513087	924935	521196	28771	147
11/2014	ME 2	WI 7	TR	120144	513087	924935	521262	36868	216
11/2014	ME 2	WI 7	TR	120144	513087	924935	521266	28702	27
	Segment								3,493
11/2014	ME 3	ME 3	TR	110885	513085	742252	521530	4274	1
11/2014	ME 3	ME 3	TR	110885	513085	742252	521626	40184	52
11/2014	ME 3	ME 3	TR	110889	513085	742252	521010	40186	434
11/2014	ME 3	ME 3	TR	110889	513085	742252	521620	16118	210
11/2014	ME 3	ME 3	TR	111928	513085	742252	521986	277052	54
11/2014	ME 3	ME 3	TR	113933	513085	742252	520027	295956	2
11/2014	ME 3	ME 3	TR	113987	513085	742252	520027	295956	10
11/2014	ME 3	ME 3	TR	113987	513085	742252	521528	4351	40
11/2014	ME 3	ME 3	TR	113987	513085	742252	521530	4274	8

**ANR Pipeline Company
 Transportation Services
 Fuel By Route Analysis**

VASCR351

Reporting Year: *January - December 2014*
 Production Period: 11/2014

<u>Production Period</u>	<u>Receipt Segment</u>	<u>Delivery Segment</u>	<u>Service Class</u>	<u>Svc Req Contract</u>	<u>Receipt Location</u>	<u>Receipt Loc Prop</u>	<u>Delivery Location</u>	<u>Delivery Loc Prop</u>	<u>Fuel Quantity</u>
11/2014	ME 3	ME 3	TR	115126	505227	153721	505564	1389346	35
11/2014	ME 3	ME 3	TR	118863	505227	153721	521986	277052	156
11/2014	ME 3	ME 3	TR	120104	510038	48639	521010	40186	128
11/2014	ME 3	ME 3	TR	123966	513085	742252	505564	1389346	260
11/2014	ME 3	ME 3	TR	124054	513085	742252	520015	108796	246
11/2014	ME 3	ME 3	TR	124054	513085	742252	520027	295956	723
11/2014	ME 3	ME 3	TR	124054	513085	742252	521010	40186	1,520
11/2014	ME 3	ME 3	TR	124054	513085	742252	521528	4351	588
11/2014	ME 3	ME 3	TR	124054	513085	742252	521530	4274	19
11/2014	ME 3	ME 3	TR	124054	513085	742252	521534	138745	5
11/2014	ME 3	ME 3	TR	124054	513085	742252	521552	16265	121
11/2014	ME 3	ME 3	TR	124054	513085	742252	521572	40455	84
11/2014	ME 3	ME 3	TR	124054	513085	742252	521576	40189	29
11/2014	ME 3	ME 3	TR	124054	513085	742252	521620	16118	1,508
11/2014	ME 3	ME 3	TR	124054	513085	742252	521626	40184	2,300
11/2014	ME 3	ME 3	TR	124770	513125	1387755	521010	40186	1,552
11/2014	ME 3	ME 3	TR	124770	513125	1387755	521626	40184	288
11/2014	ME 3	ME 3	TR	124770	513125	1387755	521986	277052	88
11/2014	ME 3	ME 3	TR	124783	505227	153721	523038	398767	22
11/2014	ME 3	ME 3	TR	125002	505566	1389406	521092	4475	187
11/2014	ME 3	ME 3	TR	125002	505566	1389406	521620	16118	2,360
11/2014	ME 3	ME 3	TR	125002	505566	1389406	521986	277052	22
11/2014	ME 3	ME 3	TR	125002	510038	48639	521620	16118	57
11/2014	ME 3	ME 3	TR	125002	513085	742252	520027	295956	48
11/2014	ME 3	ME 3	TR	125002	513085	742252	521010	40186	120
11/2014	ME 3	ME 3	TR	125002	513085	742252	521092	4475	383
11/2014	ME 3	ME 3	TR	125002	513085	742252	521528	4351	30
11/2014	ME 3	ME 3	TR	125002	513085	742252	521534	138745	60
11/2014	ME 3	ME 3	TR	125002	513085	742252	521620	16118	6,725
11/2014	ME 3	ME 3	TR	125002	513125	1387755	521620	16118	26
11/2014	ME 3	ME 3	TR	125142	513125	1387755	513085	742252	207
11/2014	ME 3	ME 3	TR	125143	513125	1387755	521092	4475	2
11/2014	ME 3	ME 3	TR	125143	513125	1387755	521552	16265	5

**ANR Pipeline Company
 Transportation Services
 Fuel By Route Analysis**

VASCR351

Reporting Year: *January - December 2014*
 Production Period: 11/2014

<u>Production Period</u>	<u>Receipt Segment</u>	<u>Delivery Segment</u>	<u>Service Class</u>	<u>Svc Req Contract</u>	<u>Receipt Location</u>	<u>Receipt Loc Prop</u>	<u>Delivery Location</u>	<u>Delivery Loc Prop</u>	<u>Fuel Quantity</u>
11/2014	ME 3	ME 3	TR	125143	513125	1387755	521572	40455	327
11/2014	ME 3	ME 3	TR	125143	513125	1387755	521626	40184	20
11/2014	ME 3	ME 3	TR	125144	513125	1387755	521092	4475	594
11/2014	ME 3	ME 3	TR	125144	513125	1387755	521530	4274	78
11/2014	ME 3	ME 3	TR	125144	513125	1387755	521552	16265	93
11/2014	ME 3	ME 3	TR	125144	513125	1387755	521572	40455	26
11/2014	ME 3	ME 3	TR	125144	513125	1387755	521620	16118	104
11/2014	ME 3	ME 3	TR	125144	513125	1387755	521626	40184	466
11/2014	ME 3	ME 3	TR	125145	513125	1387755	521572	40455	692
11/2014	ME 3	ME 3	TR	125146	513125	1387755	521626	40184	1,650
11/2014	ME 3	ME 3	TR	125547	513085	742252	521092	4475	47
11/2014	ME 3	ME 3	TR	125547	513085	742252	521626	40184	18
11/2014	ME 3	ME 3	TR	125552	513125	1387755	521626	40184	17
11/2014	ME 3	ME 3	TR	125553	513125	1387755	521572	40455	18
11/2014	ME 3	ME 3	TR	125553	513125	1387755	521626	40184	914
11/2014	ME 3	ME 3	TR	125556	513125	1387755	521092	4475	84
11/2014	ME 3	ME 3	TR	125556	513125	1387755	521530	4274	12
11/2014	ME 3	ME 3	TR	125556	513125	1387755	521552	16265	100
11/2014	ME 3	ME 3	TR	125556	513125	1387755	521572	40455	226
11/2014	ME 3	ME 3	TR	125556	513125	1387755	521620	16118	16
11/2014	ME 3	ME 3	TR	125556	513125	1387755	521626	40184	570
11/2014	ME 3	ME 3	TR	125566	513085	742252	521010	40186	220
11/2014	ME 3	ME 3	TR	125566	513085	742252	521626	40184	1,307
	Segment								28,314
11/2014	ME 3	MI 7	TR	1700	505008	139236	505038	153808	17
11/2014	ME 3	MI 7	TR	15400	505032	139374	505038	153808	5
11/2014	ME 3	MI 7	TR	110884	505566	1389406	521116	42078	1,422
11/2014	ME 3	MI 7	TR	110885	513085	742252	505038	153808	1,374
11/2014	ME 3	MI 7	TR	110885	513085	742252	505108	243097	78
11/2014	ME 3	MI 7	TR	110885	513085	742252	511136	277072	134
11/2014	ME 3	MI 7	TR	110885	513085	742252	521116	42078	249
11/2014	ME 3	MI 7	TR	110889	513085	742252	505038	153808	32
11/2014	ME 3	MI 7	TR	110889	513085	742252	521074	40470	102

**ANR Pipeline Company
 Transportation Services
 Fuel By Route Analysis**

VASCR351

Reporting Year: *January - December 2014*
 Production Period: 11/2014

<u>Production Period</u>	<u>Receipt Segment</u>	<u>Delivery Segment</u>	<u>Service Class</u>	<u>Svc Req Contract</u>	<u>Receipt Location</u>	<u>Receipt Loc Prop</u>	<u>Delivery Location</u>	<u>Delivery Loc Prop</u>	<u>Fuel Quantity</u>
11/2014	ME 3	MI 7	TR	110889	513085	742252	521116	42078	418
11/2014	ME 3	MI 7	TR	110889	513085	742252	521118	11578	6
11/2014	ME 3	MI 7	TR	110889	513085	742252	521138	11680	191
11/2014	ME 3	MI 7	TR	110889	513085	742252	521144	11580	274
11/2014	ME 3	MI 7	TR	110889	513085	742252	521146	11785	101
11/2014	ME 3	MI 7	TR	110889	513085	742252	521636	22992	1
11/2014	ME 3	MI 7	TR	110889	513085	742252	521670	40468	48
11/2014	ME 3	MI 7	TR	110889	513085	742252	521962	139401	236
11/2014	ME 3	MI 7	TR	111288	505007	139235	505038	153808	38
11/2014	ME 3	MI 7	TR	111928	513085	742252	521116	42078	195
11/2014	ME 3	MI 7	TR	112117	513085	742252	521636	22992	46
11/2014	ME 3	MI 7	TR	113877	513085	742252	521116	42078	274
11/2014	ME 3	MI 7	TR	113877	513085	742252	521142	40477	46
11/2014	ME 3	MI 7	TR	113877	513085	742252	521636	22992	130
11/2014	ME 3	MI 7	TR	113878	513085	742252	521116	42078	155
11/2014	ME 3	MI 7	TR	113878	513085	742252	521636	22992	85
11/2014	ME 3	MI 7	TR	113879	513085	742252	521116	42078	126
11/2014	ME 3	MI 7	TR	113879	513085	742252	521636	22992	54
11/2014	ME 3	MI 7	TR	113880	513085	742252	521116	42078	157
11/2014	ME 3	MI 7	TR	113880	513085	742252	521118	11578	49
11/2014	ME 3	MI 7	TR	113880	513085	742252	521636	22992	99
11/2014	ME 3	MI 7	TR	113880	513085	742252	521670	40468	55
11/2014	ME 3	MI 7	TR	113884	513085	742252	521074	40470	30
11/2014	ME 3	MI 7	TR	113884	513085	742252	521116	42078	147
11/2014	ME 3	MI 7	TR	113884	513085	742252	521636	22992	38
11/2014	ME 3	MI 7	TR	113884	513085	742252	521670	40468	62
11/2014	ME 3	MI 7	TR	113884	513085	742252	521962	139401	4
11/2014	ME 3	MI 7	TR	113884	513085	742252	523052	467243	139
11/2014	ME 3	MI 7	TR	113886	513085	742252	521116	42078	90
11/2014	ME 3	MI 7	TR	113886	513085	742252	521142	40477	53
11/2014	ME 3	MI 7	TR	113886	513085	742252	521670	40468	67
11/2014	ME 3	MI 7	TR	113889	513085	742252	521116	42078	179
11/2014	ME 3	MI 7	TR	113889	513085	742252	521636	22992	57

**ANR Pipeline Company
 Transportation Services
 Fuel By Route Analysis**

VASCR351

Reporting Year: *January - December 2014*
 Production Period: 11/2014

<u>Production Period</u>	<u>Receipt Segment</u>	<u>Delivery Segment</u>	<u>Service Class</u>	<u>Svc Req Contract</u>	<u>Receipt Location</u>	<u>Receipt Loc Prop</u>	<u>Delivery Location</u>	<u>Delivery Loc Prop</u>	<u>Fuel Quantity</u>
11/2014	ME 3	MI 7	TR	113889	513085	742252	521670	40468	4
11/2014	ME 3	MI 7	TR	113890	513085	742252	521116	42078	92
11/2014	ME 3	MI 7	TR	113890	513085	742252	521636	22992	28
11/2014	ME 3	MI 7	TR	113904	513085	742252	521116	42078	151
11/2014	ME 3	MI 7	TR	113904	513085	742252	521142	40477	31
11/2014	ME 3	MI 7	TR	113904	513085	742252	521146	11785	19
11/2014	ME 3	MI 7	TR	113904	513085	742252	521670	40468	39
11/2014	ME 3	MI 7	TR	113915	513085	742252	521074	40470	100
11/2014	ME 3	MI 7	TR	113915	513085	742252	521116	42078	94
11/2014	ME 3	MI 7	TR	113915	513085	742252	521156	11572	90
11/2014	ME 3	MI 7	TR	113915	513085	742252	521670	40468	106
11/2014	ME 3	MI 7	TR	113919	513085	742252	521074	40470	169
11/2014	ME 3	MI 7	TR	113919	513085	742252	521116	42078	18
11/2014	ME 3	MI 7	TR	113919	513085	742252	521118	11578	91
11/2014	ME 3	MI 7	TR	113919	513085	742252	521144	11580	82
11/2014	ME 3	MI 7	TR	113922	513085	742252	521074	40470	480
11/2014	ME 3	MI 7	TR	113922	513085	742252	521156	11572	120
11/2014	ME 3	MI 7	TR	113930	513085	742252	521118	11578	1
11/2014	ME 3	MI 7	TR	113930	513085	742252	521636	22992	36
11/2014	ME 3	MI 7	TR	113930	513085	742252	521670	40468	96
11/2014	ME 3	MI 7	TR	113930	513085	742252	521678	140834	172
11/2014	ME 3	MI 7	TR	113930	513085	742252	521962	139401	115
11/2014	ME 3	MI 7	TR	113933	513085	742252	521670	40468	238
11/2014	ME 3	MI 7	TR	113936	513085	742252	521116	42078	48
11/2014	ME 3	MI 7	TR	113936	513085	742252	521670	40468	132
11/2014	ME 3	MI 7	TR	113937	513085	742252	521116	42078	58
11/2014	ME 3	MI 7	TR	113937	513085	742252	521118	11578	309
11/2014	ME 3	MI 7	TR	113937	513085	742252	521144	11580	42
11/2014	ME 3	MI 7	TR	113937	513085	742252	521670	40468	11
11/2014	ME 3	MI 7	TR	113944	513085	742252	521116	42078	212
11/2014	ME 3	MI 7	TR	113944	513085	742252	521118	11578	118
11/2014	ME 3	MI 7	TR	113945	513085	742252	521116	42078	113
11/2014	ME 3	MI 7	TR	113945	513085	742252	521118	11578	82

**ANR Pipeline Company
 Transportation Services
 Fuel By Route Analysis**

VASCR351

Reporting Year: *January - December 2014*
 Production Period: 11/2014

<u>Production Period</u>	<u>Receipt Segment</u>	<u>Delivery Segment</u>	<u>Service Class</u>	<u>Svc Req Contract</u>	<u>Receipt Location</u>	<u>Receipt Loc Prop</u>	<u>Delivery Location</u>	<u>Delivery Loc Prop</u>	<u>Fuel Quantity</u>
11/2014	ME 3	MI 7	TR	113945	513085	742252	521144	11580	43
11/2014	ME 3	MI 7	TR	113945	513085	742252	521146	11785	38
11/2014	ME 3	MI 7	TR	113945	513085	742252	521156	11572	108
11/2014	ME 3	MI 7	TR	113945	513085	742252	521162	11748	35
11/2014	ME 3	MI 7	TR	113945	513085	742252	521636	22992	2
11/2014	ME 3	MI 7	TR	113956	513085	742252	521116	42078	90
11/2014	ME 3	MI 7	TR	113956	513085	742252	521118	11578	30
11/2014	ME 3	MI 7	TR	113956	513085	742252	521636	22992	30
11/2014	ME 3	MI 7	TR	113960	513085	742252	521116	42078	101
11/2014	ME 3	MI 7	TR	113960	513085	742252	521636	22992	19
11/2014	ME 3	MI 7	TR	113976	513085	742252	521074	40470	165
11/2014	ME 3	MI 7	TR	113976	513085	742252	521116	42078	39
11/2014	ME 3	MI 7	TR	113976	513085	742252	521146	11785	192
11/2014	ME 3	MI 7	TR	113976	513085	742252	521636	22992	24
11/2014	ME 3	MI 7	TR	113987	513085	742252	521074	40470	121
11/2014	ME 3	MI 7	TR	113987	513085	742252	521116	42078	48
11/2014	ME 3	MI 7	TR	113987	513085	742252	521118	11578	81
11/2014	ME 3	MI 7	TR	113987	513085	742252	521142	40477	54
11/2014	ME 3	MI 7	TR	113987	513085	742252	521144	11580	83
11/2014	ME 3	MI 7	TR	113987	513085	742252	521146	11785	58
11/2014	ME 3	MI 7	TR	113987	513085	742252	521156	11572	77
11/2014	ME 3	MI 7	TR	113987	513085	742252	521162	11748	90
11/2014	ME 3	MI 7	TR	113987	513085	742252	521636	22992	74
11/2014	ME 3	MI 7	TR	113987	513085	742252	521670	40468	257
11/2014	ME 3	MI 7	TR	113987	513085	742252	521678	140834	66
11/2014	ME 3	MI 7	TR	113987	513085	742252	521962	139401	76
11/2014	ME 3	MI 7	TR	113987	513085	742252	523052	467243	149
11/2014	ME 3	MI 7	TR	114015	513085	742252	521116	42078	21
11/2014	ME 3	MI 7	TR	114015	513085	742252	521118	11578	16
11/2014	ME 3	MI 7	TR	114015	513085	742252	521144	11580	230
11/2014	ME 3	MI 7	TR	114015	513085	742252	521156	11572	78
11/2014	ME 3	MI 7	TR	114015	513085	742252	521636	22992	15
11/2014	ME 3	MI 7	TR	114015	513085	742252	521670	40468	120

**ANR Pipeline Company
 Transportation Services
 Fuel By Route Analysis**
VASCR351

 Reporting Year: *January - December 2014*
 Production Period: 11/2014

<u>Production Period</u>	<u>Receipt Segment</u>	<u>Delivery Segment</u>	<u>Service Class</u>	<u>Svc Req Contract</u>	<u>Receipt Location</u>	<u>Receipt Loc Prop</u>	<u>Delivery Location</u>	<u>Delivery Loc Prop</u>	<u>Fuel Quantity</u>
11/2014	ME 3	MI 7	TR	114490	513085	742252	505038	153808	7
11/2014	ME 3	MI 7	TR	114490	513085	742252	521116	42078	227
11/2014	ME 3	MI 7	TR	114746	513125	1387755	521116	42078	27
11/2014	ME 3	MI 7	TR	115931	513085	742252	521118	11578	2
11/2014	ME 3	MI 7	TR	115931	513085	742252	521142	40477	108
11/2014	ME 3	MI 7	TR	115931	513085	742252	521636	22992	10
11/2014	ME 3	MI 7	TR	118903	513085	742252	521116	42078	3,419
11/2014	ME 3	MI 7	TR	120144	513085	742252	521116	42078	2
11/2014	ME 3	MI 7	TR	121099	513085	742252	521116	42078	50
11/2014	ME 3	MI 7	TR	123292	513085	742252	505038	153808	11
11/2014	ME 3	MI 7	TR	123966	513085	742252	505038	153808	1,079
11/2014	ME 3	MI 7	TR	123966	513085	742252	505108	243097	76
11/2014	ME 3	MI 7	TR	123966	513085	742252	521008	11616	935
11/2014	ME 3	MI 7	TR	123966	513085	742252	521014	153852	1,466
11/2014	ME 3	MI 7	TR	123966	513085	742252	521016	4196	427
11/2014	ME 3	MI 7	TR	123966	513085	742252	521074	40470	24
11/2014	ME 3	MI 7	TR	123966	513085	742252	521116	42078	9,450
11/2014	ME 3	MI 7	TR	123966	513085	742252	521118	11578	2,267
11/2014	ME 3	MI 7	TR	123966	513085	742252	521124	11562	12
11/2014	ME 3	MI 7	TR	123966	513085	742252	521138	11680	190
11/2014	ME 3	MI 7	TR	123966	513085	742252	521142	40477	15
11/2014	ME 3	MI 7	TR	123966	513085	742252	521636	22992	36
11/2014	ME 3	MI 7	TR	123966	513085	742252	521932	138744	54
11/2014	ME 3	MI 7	TR	123966	513085	742252	521948	4492	36
11/2014	ME 3	MI 7	TR	124050	513085	742252	505038	153808	516
11/2014	ME 3	MI 7	TR	124050	513085	742252	521116	42078	13,521
11/2014	ME 3	MI 7	TR	124050	513085	742252	521985	278172	55
11/2014	ME 3	MI 7	TR	124054	513085	742252	505038	153808	324
11/2014	ME 3	MI 7	TR	124054	513085	742252	505108	243097	318
11/2014	ME 3	MI 7	TR	124054	513085	742252	521116	42078	8,926
11/2014	ME 3	MI 7	TR	124054	513085	742252	521622	110850	464
11/2014	ME 3	MI 7	TR	124054	513085	742252	521948	4492	17
11/2014	ME 3	MI 7	TR	124054	513085	742252	521985	278172	2

ANR Pipeline Company Transportation Services Fuel By Route Analysis
--

VASCR351

 Reporting Year: *January - December 2014*
 Production Period: 11/2014

<u>Production Period</u>	<u>Receipt Segment</u>	<u>Delivery Segment</u>	<u>Service Class</u>	<u>Svc Req Contract</u>	<u>Receipt Location</u>	<u>Receipt Loc Prop</u>	<u>Delivery Location</u>	<u>Delivery Loc Prop</u>	<u>Fuel Quantity</u>
11/2014	ME 3	MI 7	TR	124077	513085	742252	505038	153808	147
11/2014	ME 3	MI 7	TR	124077	513085	742252	521116	42078	381
11/2014	ME 3	MI 7	TR	124769	513125	1387755	505038	153808	9
11/2014	ME 3	MI 7	TR	124769	513125	1387755	521008	11616	4,740
11/2014	ME 3	MI 7	TR	124769	513125	1387755	521074	40470	240
11/2014	ME 3	MI 7	TR	124769	513125	1387755	521118	11578	20
11/2014	ME 3	MI 7	TR	124769	513125	1387755	521122	11751	244
11/2014	ME 3	MI 7	TR	124769	513125	1387755	521124	11562	12
11/2014	ME 3	MI 7	TR	124769	513125	1387755	521138	11680	5
11/2014	ME 3	MI 7	TR	124769	513125	1387755	521142	40477	2
11/2014	ME 3	MI 7	TR	124769	513125	1387755	521144	11580	1
11/2014	ME 3	MI 7	TR	124769	513125	1387755	521146	11785	1
11/2014	ME 3	MI 7	TR	124769	513125	1387755	521162	11748	180
11/2014	ME 3	MI 7	TR	124769	513125	1387755	521670	40468	10
11/2014	ME 3	MI 7	TR	124769	513125	1387755	521690	40892	8,790
11/2014	ME 3	MI 7	TR	124770	513125	1387755	521116	42078	8,447
11/2014	ME 3	MI 7	TR	124770	513125	1387755	521138	11680	1,422
11/2014	ME 3	MI 7	TR	124770	513125	1387755	521604	150409	571
11/2014	ME 3	MI 7	TR	124770	513125	1387755	521622	110850	474
11/2014	ME 3	MI 7	TR	124771	513125	1387755	521118	11578	984
11/2014	ME 3	MI 7	TR	124771	513125	1387755	521122	11751	405
11/2014	ME 3	MI 7	TR	124771	513125	1387755	521124	11562	785
11/2014	ME 3	MI 7	TR	124771	513125	1387755	521142	40477	776
11/2014	ME 3	MI 7	TR	124771	513125	1387755	521144	11580	618
11/2014	ME 3	MI 7	TR	124771	513125	1387755	521146	11785	147
11/2014	ME 3	MI 7	TR	124771	513125	1387755	521154	11574	333
11/2014	ME 3	MI 7	TR	124771	513125	1387755	521156	11572	166
11/2014	ME 3	MI 7	TR	124771	513125	1387755	521158	11581	417
11/2014	ME 3	MI 7	TR	124771	513125	1387755	521160	11590	162
11/2014	ME 3	MI 7	TR	124771	513125	1387755	521162	11748	261
11/2014	ME 3	MI 7	TR	124771	513125	1387755	521636	22992	62
11/2014	ME 3	MI 7	TR	124771	513125	1387755	521690	40892	3,633
11/2014	ME 3	MI 7	TR	124771	513125	1387755	521962	139401	752

ANR Pipeline Company Transportation Services Fuel By Route Analysis

VASCR351

Reporting Year: *January - December 2014*
 Production Period: 11/2014

<u>Production Period</u>	<u>Receipt Segment</u>	<u>Delivery Segment</u>	<u>Service Class</u>	<u>Svc Req Contract</u>	<u>Receipt Location</u>	<u>Receipt Loc Prop</u>	<u>Delivery Location</u>	<u>Delivery Loc Prop</u>	<u>Fuel Quantity</u>
11/2014	ME 3	MI 7	TR	124773	513125	1387755	521014	153852	106
11/2014	ME 3	MI 7	TR	124773	513125	1387755	521074	40470	601
11/2014	ME 3	MI 7	TR	124773	513125	1387755	521116	42078	4,212
11/2014	ME 3	MI 7	TR	124773	513125	1387755	521636	22992	3,783
11/2014	ME 3	MI 7	TR	124773	513125	1387755	521670	40468	816
11/2014	ME 3	MI 7	TR	124963	505012	139240	505038	153808	3,033
11/2014	ME 3	MI 7	TR	124993	513125	1387755	521116	42078	300
11/2014	ME 3	MI 7	TR	124993	513125	1387755	521622	110850	7,710
11/2014	ME 3	MI 7	TR	124994	513125	1387755	505038	153808	2,378
11/2014	ME 3	MI 7	TR	124994	513125	1387755	521008	11616	2,965
11/2014	ME 3	MI 7	TR	124994	513125	1387755	523008	312117	451
11/2014	ME 3	MI 7	TR	124995	513125	1387755	505038	153808	1,674
11/2014	ME 3	MI 7	TR	124995	513125	1387755	505415	384818	1,566
11/2014	ME 3	MI 7	TR	124995	513125	1387755	521008	11616	1,618
11/2014	ME 3	MI 7	TR	124995	513125	1387755	523008	312117	385
11/2014	ME 3	MI 7	TR	125002	505566	1389406	505038	153808	2,522
11/2014	ME 3	MI 7	TR	125002	505566	1389406	505108	243097	3,990
11/2014	ME 3	MI 7	TR	125002	505566	1389406	521008	11616	1,420
11/2014	ME 3	MI 7	TR	125002	505566	1389406	521016	4196	206
11/2014	ME 3	MI 7	TR	125002	505566	1389406	521098	108641	158
11/2014	ME 3	MI 7	TR	125002	505566	1389406	521116	42078	30,265
11/2014	ME 3	MI 7	TR	125002	505566	1389406	521622	110850	6,335
11/2014	ME 3	MI 7	TR	125002	505566	1389406	521678	140834	618
11/2014	ME 3	MI 7	TR	125002	505566	1389406	523008	312117	48
11/2014	ME 3	MI 7	TR	125002	510038	48639	521116	42078	1,313
11/2014	ME 3	MI 7	TR	125002	513085	742252	505038	153808	8,217
11/2014	ME 3	MI 7	TR	125002	513085	742252	505108	243097	1,544
11/2014	ME 3	MI 7	TR	125002	513085	742252	521008	11616	2,755
11/2014	ME 3	MI 7	TR	125002	513085	742252	521098	108641	79
11/2014	ME 3	MI 7	TR	125002	513085	742252	521116	42078	17,168
11/2014	ME 3	MI 7	TR	125002	513085	742252	521622	110850	7,596
11/2014	ME 3	MI 7	TR	125002	513085	742252	521636	22992	392
11/2014	ME 3	MI 7	TR	125002	513085	742252	521678	140834	2,366

**ANR Pipeline Company
 Transportation Services
 Fuel By Route Analysis**

VASCR351

**Reporting Year: January - December 2014
 Production Period: 11/2014**

<u>Production Period</u>	<u>Receipt Segment</u>	<u>Delivery Segment</u>	<u>Service Class</u>	<u>Svc Req Contract</u>	<u>Receipt Location</u>	<u>Receipt Loc Prop</u>	<u>Delivery Location</u>	<u>Delivery Loc Prop</u>	<u>Fuel Quantity</u>
11/2014	ME 3	MI 7	TR	125002	513125	1387755	505038	153808	74
11/2014	ME 3	MI 7	TR	125002	513125	1387755	521116	42078	814
11/2014	ME 3	MI 7	TR	125014	513085	742252	521116	42078	11
11/2014	ME 3	MI 7	TR	125014	513085	742252	521118	11578	99
11/2014	ME 3	MI 7	TR	125014	513085	742252	521142	40477	40
11/2014	ME 3	MI 7	TR	125014	513085	742252	521636	22992	18
11/2014	ME 3	MI 7	TR	125014	513085	742252	523052	467243	5
11/2014	ME 3	MI 7	TR	125145	513125	1387755	505038	153808	495
11/2014	ME 3	MI 7	TR	125145	513125	1387755	521008	11616	90
11/2014	ME 3	MI 7	TR	125547	513085	742252	505038	153808	14
11/2014	ME 3	MI 7	TR	125547	513085	742252	505108	243097	2
11/2014	ME 3	MI 7	TR	125547	513085	742252	521016	4196	12
11/2014	ME 3	MI 7	TR	125547	513085	742252	521030	282436	57
11/2014	ME 3	MI 7	TR	125547	513085	742252	521116	42078	112
11/2014	ME 3	MI 7	TR	125547	513085	742252	521948	4492	4
11/2014	ME 3	MI 7	TR	125547	513085	742252	521962	139401	11
11/2014	ME 3	MI 7	TR	125547	513085	742252	521985	278172	7
11/2014	ME 3	MI 7	TR	125552	513125	1387755	505038	153808	279
11/2014	ME 3	MI 7	TR	125552	513125	1387755	521008	11616	92
11/2014	ME 3	MI 7	TR	125552	513125	1387755	521074	40470	60
11/2014	ME 3	MI 7	TR	125552	513125	1387755	521116	42078	4
11/2014	ME 3	MI 7	TR	125552	513125	1387755	521118	11578	525
11/2014	ME 3	MI 7	TR	125552	513125	1387755	521120	11795	92
11/2014	ME 3	MI 7	TR	125552	513125	1387755	521122	11751	440
11/2014	ME 3	MI 7	TR	125552	513125	1387755	521124	11562	332
11/2014	ME 3	MI 7	TR	125552	513125	1387755	521138	11680	840
11/2014	ME 3	MI 7	TR	125552	513125	1387755	521140	11749	163
11/2014	ME 3	MI 7	TR	125552	513125	1387755	521142	40477	500
11/2014	ME 3	MI 7	TR	125552	513125	1387755	521144	11580	401
11/2014	ME 3	MI 7	TR	125552	513125	1387755	521146	11785	72
11/2014	ME 3	MI 7	TR	125552	513125	1387755	521152	11589	323
11/2014	ME 3	MI 7	TR	125552	513125	1387755	521156	11572	150
11/2014	ME 3	MI 7	TR	125552	513125	1387755	521160	11590	285

**ANR Pipeline Company
 Transportation Services
 Fuel By Route Analysis**
VASCR351

 Reporting Year: *January - December 2014*
 Production Period: 11/2014

<u>Production Period</u>	<u>Receipt Segment</u>	<u>Delivery Segment</u>	<u>Service Class</u>	<u>Svc Req Contract</u>	<u>Receipt Location</u>	<u>Receipt Loc Prop</u>	<u>Delivery Location</u>	<u>Delivery Loc Prop</u>	<u>Fuel Quantity</u>
11/2014	ME 3	MI 7	TR	125552	513125	1387755	521162	11748	754
11/2014	ME 3	MI 7	TR	125552	513125	1387755	521606	216654	5
11/2014	ME 3	MI 7	TR	125552	513125	1387755	521670	40468	805
11/2014	ME 3	MI 7	TR	125552	513125	1387755	521690	40892	149
11/2014	ME 3	MI 7	TR	125552	513125	1387755	521932	138744	8
11/2014	ME 3	MI 7	TR	125552	513125	1387755	521948	4492	14
11/2014	ME 3	MI 7	TR	125552	513125	1387755	521962	139401	2
11/2014	ME 3	MI 7	TR	125552	513125	1387755	523052	467243	90
11/2014	ME 3	MI 7	TR	125553	513125	1387755	505038	153808	2,506
11/2014	ME 3	MI 7	TR	125553	513125	1387755	521008	11616	503
11/2014	ME 3	MI 7	TR	125553	513125	1387755	521116	42078	826
11/2014	ME 3	MI 7	TR	125554	513125	1387755	505038	153808	2,455
11/2014	ME 3	MI 7	TR	125554	513125	1387755	521008	11616	153
11/2014	ME 3	MI 7	TR	125554	513125	1387755	521932	138744	5,864
11/2014	ME 3	MI 7	TR	125555	513125	1387755	505038	153808	2,314
11/2014	ME 3	MI 7	TR	125555	513125	1387755	521008	11616	319
11/2014	ME 3	MI 7	TR	125556	513125	1387755	505038	153808	2,063
11/2014	ME 3	MI 7	TR	125556	513125	1387755	521008	11616	3,055
11/2014	ME 3	MI 7	TR	125556	513125	1387755	521116	42078	119
11/2014	ME 3	MI 7	TR	125556	513125	1387755	521118	11578	84
11/2014	ME 3	MI 7	TR	125556	513125	1387755	521120	11795	9
11/2014	ME 3	MI 7	TR	125556	513125	1387755	521122	11751	38
11/2014	ME 3	MI 7	TR	125556	513125	1387755	521124	11562	20
11/2014	ME 3	MI 7	TR	125556	513125	1387755	521138	11680	24
11/2014	ME 3	MI 7	TR	125556	513125	1387755	521140	11749	15
11/2014	ME 3	MI 7	TR	125556	513125	1387755	521142	40477	44
11/2014	ME 3	MI 7	TR	125556	513125	1387755	521144	11580	4
11/2014	ME 3	MI 7	TR	125556	513125	1387755	521146	11785	3
11/2014	ME 3	MI 7	TR	125556	513125	1387755	521152	11589	1
11/2014	ME 3	MI 7	TR	125556	513125	1387755	521606	216654	8
11/2014	ME 3	MI 7	TR	125556	513125	1387755	521670	40468	63
11/2014	ME 3	MI 7	TR	125556	513125	1387755	521932	138744	1,305
11/2014	ME 3	MI 7	TR	125556	513125	1387755	521948	4492	24

ANR Pipeline Company Transportation Services Fuel By Route Analysis
--

VASCR351

 Reporting Year: *January - December 2014*
 Production Period: 11/2014

<u>Production Period</u>	<u>Receipt Segment</u>	<u>Delivery Segment</u>	<u>Service Class</u>	<u>Svc Req Contract</u>	<u>Receipt Location</u>	<u>Receipt Loc Prop</u>	<u>Delivery Location</u>	<u>Delivery Loc Prop</u>	<u>Fuel Quantity</u>
11/2014	ME 3	MI 7	TR	125556	513125	1387755	521962	139401	333
11/2014	ME 3	MI 7	TR	125558	505566	1389406	505038	153808	62
11/2014	ME 3	MI 7	TR	125558	505566	1389406	521008	11616	181
11/2014	ME 3	MI 7	TR	125558	505566	1389406	521116	42078	9
11/2014	ME 3	MI 7	TR	125558	505566	1389406	521118	11578	89
11/2014	ME 3	MI 7	TR	125558	505566	1389406	521122	11751	409
11/2014	ME 3	MI 7	TR	125558	505566	1389406	521124	11562	250
11/2014	ME 3	MI 7	TR	125558	505566	1389406	521138	11680	225
11/2014	ME 3	MI 7	TR	125558	505566	1389406	521142	40477	10
11/2014	ME 3	MI 7	TR	125558	505566	1389406	521162	11748	920
11/2014	ME 3	MI 7	TR	125558	505566	1389406	521606	216654	10
11/2014	ME 3	MI 7	TR	125558	505566	1389406	521670	40468	439
11/2014	ME 3	MI 7	TR	125558	505566	1389406	521690	40892	84
11/2014	ME 3	MI 7	TR	125558	505566	1389406	521932	138744	140
11/2014	ME 3	MI 7	TR	125558	505566	1389406	521942	198847	128
11/2014	ME 3	MI 7	TR	125558	505566	1389406	521948	4492	7
11/2014	ME 3	MI 7	TR	125558	505566	1389406	521962	139401	48
11/2014	ME 3	MI 7	TR	125558	505566	1389406	523052	467243	345
11/2014	ME 3	MI 7	TR	125558	513085	742252	505038	153808	188
11/2014	ME 3	MI 7	TR	125558	513085	742252	521118	11578	22
11/2014	ME 3	MI 7	TR	125558	513085	742252	521122	11751	123
11/2014	ME 3	MI 7	TR	125558	513085	742252	521124	11562	79
11/2014	ME 3	MI 7	TR	125558	513085	742252	521138	11680	67
11/2014	ME 3	MI 7	TR	125558	513085	742252	521162	11748	280
11/2014	ME 3	MI 7	TR	125558	513085	742252	521670	40468	126
11/2014	ME 3	MI 7	TR	125558	513085	742252	523052	467243	105
11/2014	ME 3	MI 7	TR	125559	505566	1389406	505038	153808	25
11/2014	ME 3	MI 7	TR	125559	505566	1389406	521008	11616	12
11/2014	ME 3	MI 7	TR	125559	505566	1389406	521074	40470	2,422
11/2014	ME 3	MI 7	TR	125559	505566	1389406	521142	40477	1
11/2014	ME 3	MI 7	TR	125559	505566	1389406	521670	40468	1
11/2014	ME 3	MI 7	TR	125559	505566	1389406	521678	140834	2,774
11/2014	ME 3	MI 7	TR	125559	505566	1389406	521690	40892	3

**ANR Pipeline Company
 Transportation Services
 Fuel By Route Analysis**
VASCR351

 Reporting Year: *January - December 2014*
 Production Period: 11/2014

<u>Production Period</u>	<u>Receipt Segment</u>	<u>Delivery Segment</u>	<u>Service Class</u>	<u>Svc Req Contract</u>	<u>Receipt Location</u>	<u>Receipt Loc Prop</u>	<u>Delivery Location</u>	<u>Delivery Loc Prop</u>	<u>Fuel Quantity</u>
11/2014	ME 3	MI 7	TR	125559	505566	1389406	521932	138744	4
11/2014	ME 3	MI 7	TR	125559	505566	1389406	521942	198847	2,284
11/2014	ME 3	MI 7	TR	125559	505566	1389406	521948	4492	2
11/2014	ME 3	MI 7	TR	125559	513085	742252	505038	153808	345
11/2014	ME 3	MI 7	TR	125559	513085	742252	521074	40470	742
11/2014	ME 3	MI 7	TR	125559	513085	742252	521678	140834	555
11/2014	ME 3	MI 7	TR	125559	513085	742252	521942	198847	308
11/2014	ME 3	MI 7	TR	125560	505566	1389406	505038	153808	167
11/2014	ME 3	MI 7	TR	125560	505566	1389406	521008	11616	102
11/2014	ME 3	MI 7	TR	125560	505566	1389406	521098	108641	2,185
11/2014	ME 3	MI 7	TR	125560	505566	1389406	521116	42078	111
11/2014	ME 3	MI 7	TR	125560	505566	1389406	521142	40477	12
11/2014	ME 3	MI 7	TR	125560	505566	1389406	521932	138744	86
11/2014	ME 3	MI 7	TR	125560	505566	1389406	521948	4492	397
11/2014	ME 3	MI 7	TR	125560	505566	1389406	521962	139401	146
11/2014	ME 3	MI 7	TR	125560	513085	742252	505038	153808	486
11/2014	ME 3	MI 7	TR	125560	513085	742252	521098	108641	665
11/2014	ME 3	MI 7	TR	125560	513085	742252	521948	4492	112
11/2014	ME 3	MI 7	TR	125560	513085	742252	521962	139401	49
11/2014	ME 3	MI 7	TR	125561	505566	1389406	505038	153808	333
11/2014	ME 3	MI 7	TR	125561	505566	1389406	521008	11616	188
11/2014	ME 3	MI 7	TR	125561	505566	1389406	521116	42078	170
11/2014	ME 3	MI 7	TR	125561	505566	1389406	521962	139401	71
11/2014	ME 3	MI 7	TR	125561	513085	742252	505038	153808	472
11/2014	ME 3	MI 7	TR	125566	513085	742252	521116	42078	13,810
11/2014	ME 3	MI 7	TR	125566	513085	742252	521962	139401	273
11/2014	ME 3	MI 7	TR	125567	513085	742252	505108	243097	1,253
11/2014	ME 3	MI 7	TR	125567	513085	742252	521116	42078	6,308
11/2014	ME 3	MI 7	TR	125567	513085	742252	521624	4375	475
11/2014	ME 3	MI 7	TR	125567	513085	742252	521636	22992	191
11/2014	ME 3	MI 7	TR	125567	513085	742252	521932	138744	1,021
11/2014	ME 3	MI 7	TR	125572	513085	742252	521116	42078	9,302
11/2014	ME 3	MI 7	TR	125572	513085	742252	521636	22992	1

**ANR Pipeline Company
 Transportation Services
 Fuel By Route Analysis**
VASCR351

 Reporting Year: *January - December 2014*
 Production Period: 11/2014

<u>Production Period</u>	<u>Receipt Segment</u>	<u>Delivery Segment</u>	<u>Service Class</u>	<u>Svc Req Contract</u>	<u>Receipt Location</u>	<u>Receipt Loc Prop</u>	<u>Delivery Location</u>	<u>Delivery Loc Prop</u>	<u>Fuel Quantity</u>
11/2014	ME 3	MI 7	TS	120642	505563	1389347	505038	153808	81
	Segment								293,743
11/2014	ME 3	WI 7	TR	123966	513085	742252	521012	40226	187
11/2014	ME 3	WI 7	TR	123966	513085	742252	521034	183670	1,549
11/2014	ME 3	WI 7	TR	123966	513085	742252	521172	28846	649
11/2014	ME 3	WI 7	TR	123966	513085	742252	521176	28859	735
11/2014	ME 3	WI 7	TR	123966	513085	742252	521178	28883	98
11/2014	ME 3	WI 7	TR	123966	513085	742252	521180	28875	133
11/2014	ME 3	WI 7	TR	123966	513085	742252	521188	28862	522
11/2014	ME 3	WI 7	TR	123966	513085	742252	521198	28782	108
11/2014	ME 3	WI 7	TR	123966	513085	742252	521200	28679	35
11/2014	ME 3	WI 7	TR	123966	513085	742252	521210	28828	192
11/2014	ME 3	WI 7	TR	123966	513085	742252	521218	28865	5
11/2014	ME 3	WI 7	TR	123966	513085	742252	521240	28759	146
11/2014	ME 3	WI 7	TR	123966	513085	742252	521246	28844	632
11/2014	ME 3	WI 7	TR	123966	513085	742252	521248	28811	13
11/2014	ME 3	WI 7	TR	123966	513085	742252	521250	28841	107
11/2014	ME 3	WI 7	TR	123966	513085	742252	521266	28702	1,289
11/2014	ME 3	WI 7	TR	123966	513085	742252	521314	28661	2,524
11/2014	ME 3	WI 7	TR	123966	513085	742252	521394	36936	442
11/2014	ME 3	WI 7	TR	123966	513085	742252	521676	100052	1,761
11/2014	ME 3	WI 7	TR	123966	513085	742252	521786	28798	33
11/2014	ME 3	WI 7	TR	123966	513085	742252	521810	36869	215
11/2014	ME 3	WI 7	TR	124050	513085	742252	521172	28846	65
11/2014	ME 3	WI 7	TR	124050	513085	742252	521250	28841	1,392
11/2014	ME 3	WI 7	TR	124050	513085	742252	523032	384134	290
11/2014	ME 3	WI 7	TR	124054	513085	742252	521164	28842	269
11/2014	ME 3	WI 7	TR	124054	513085	742252	521172	28846	837
11/2014	ME 3	WI 7	TR	124054	513085	742252	521250	28841	317
11/2014	ME 3	WI 7	TR	124054	513085	742252	523032	384134	104
11/2014	ME 3	WI 7	TR	124054	513085	742252	523034	384136	279
11/2014	ME 3	WI 7	TR	124077	513085	742252	521172	28846	48
11/2014	ME 3	WI 7	TR	124077	513085	742252	523032	384134	48

ANR Pipeline Company Transportation Services Fuel By Route Analysis
--

VASCR351

 Reporting Year: *January - December 2014*
 Production Period: 11/2014

<u>Production Period</u>	<u>Receipt Segment</u>	<u>Delivery Segment</u>	<u>Service Class</u>	<u>Svc Req Contract</u>	<u>Receipt Location</u>	<u>Receipt Loc Prop</u>	<u>Delivery Location</u>	<u>Delivery Loc Prop</u>	<u>Fuel Quantity</u>
11/2014	ME 3	WI 7	TR	124994	513125	1387755	521172	28846	807
11/2014	ME 3	WI 7	TR	124994	513125	1387755	523034	384136	179
11/2014	ME 3	WI 7	TR	124994	513125	1387755	523035	387791	1,310
11/2014	ME 3	WI 7	TR	124995	513125	1387755	521172	28846	474
11/2014	ME 3	WI 7	TR	124995	513125	1387755	521250	28841	582
11/2014	ME 3	WI 7	TR	124995	513125	1387755	523035	387791	1,291
11/2014	ME 3	WI 7	TR	125002	505566	1389406	510033	28873	72
11/2014	ME 3	WI 7	TR	125002	505566	1389406	523034	384136	138
11/2014	ME 3	WI 7	TR	125002	505566	1389406	523035	387791	363
11/2014	ME 3	WI 7	TR	125002	510038	48639	523035	387791	163
11/2014	ME 3	WI 7	TR	125002	513085	742252	510033	28873	418
11/2014	ME 3	WI 7	TR	125002	513085	742252	523035	387791	1,478
11/2014	ME 3	WI 7	TR	125145	513125	1387755	521172	28846	765
11/2014	ME 3	WI 7	TR	125547	513085	742252	521250	28841	43
11/2014	ME 3	WI 7	TR	125553	513125	1387755	521012	40226	57
11/2014	ME 3	WI 7	TR	125553	513125	1387755	521168	28834	240
11/2014	ME 3	WI 7	TR	125553	513125	1387755	521172	28846	565
11/2014	ME 3	WI 7	TR	125553	513125	1387755	521182	28854	51
11/2014	ME 3	WI 7	TR	125553	513125	1387755	521198	28782	6
11/2014	ME 3	WI 7	TR	125553	513125	1387755	521200	28679	76
11/2014	ME 3	WI 7	TR	125553	513125	1387755	521204	28672	64
11/2014	ME 3	WI 7	TR	125553	513125	1387755	521240	28759	12
11/2014	ME 3	WI 7	TR	125553	513125	1387755	521242	139405	166
11/2014	ME 3	WI 7	TR	125553	513125	1387755	521248	28811	908
11/2014	ME 3	WI 7	TR	125553	513125	1387755	521252	28779	41
11/2014	ME 3	WI 7	TR	125553	513125	1387755	521262	36868	991
11/2014	ME 3	WI 7	TR	125553	513125	1387755	521266	28702	507
11/2014	ME 3	WI 7	TR	125553	513125	1387755	521286	28853	96
11/2014	ME 3	WI 7	TR	125553	513125	1387755	521288	28670	54
11/2014	ME 3	WI 7	TR	125553	513125	1387755	521314	28661	4
11/2014	ME 3	WI 7	TR	125553	513125	1387755	521336	28738	16
11/2014	ME 3	WI 7	TR	125553	513125	1387755	521356	28774	12
11/2014	ME 3	WI 7	TR	125553	513125	1387755	521374	28662	39

**ANR Pipeline Company
 Transportation Services
 Fuel By Route Analysis**
VASCR351

 Reporting Year: *January - December 2014*
 Production Period: 11/2014

<u>Production Period</u>	<u>Receipt Segment</u>	<u>Delivery Segment</u>	<u>Service Class</u>	<u>Svc Req Contract</u>	<u>Receipt Location</u>	<u>Receipt Loc Prop</u>	<u>Delivery Location</u>	<u>Delivery Loc Prop</u>	<u>Fuel Quantity</u>
11/2014	ME 3	WI 7	TR	125553	513125	1387755	521376	139403	32
11/2014	ME 3	WI 7	TR	125553	513125	1387755	521384	174789	5
11/2014	ME 3	WI 7	TR	125553	513125	1387755	521758	28855	32
11/2014	ME 3	WI 7	TR	125553	513125	1387755	521784	28720	345
11/2014	ME 3	WI 7	TR	125554	513125	1387755	521012	40226	53
11/2014	ME 3	WI 7	TR	125554	513125	1387755	521168	28834	8
11/2014	ME 3	WI 7	TR	125554	513125	1387755	521172	28846	81
11/2014	ME 3	WI 7	TR	125554	513125	1387755	521174	28778	31
11/2014	ME 3	WI 7	TR	125554	513125	1387755	521200	28679	4
11/2014	ME 3	WI 7	TR	125554	513125	1387755	521218	28865	9
11/2014	ME 3	WI 7	TR	125554	513125	1387755	521240	28759	11
11/2014	ME 3	WI 7	TR	125554	513125	1387755	521246	28844	39
11/2014	ME 3	WI 7	TR	125554	513125	1387755	521252	28779	147
11/2014	ME 3	WI 7	TR	125554	513125	1387755	521260	36867	51
11/2014	ME 3	WI 7	TR	125554	513125	1387755	521266	28702	8
11/2014	ME 3	WI 7	TR	125554	513125	1387755	521298	28736	29
11/2014	ME 3	WI 7	TR	125554	513125	1387755	521314	28661	281
11/2014	ME 3	WI 7	TR	125554	513125	1387755	521316	28831	8
11/2014	ME 3	WI 7	TR	125554	513125	1387755	521322	28868	4
11/2014	ME 3	WI 7	TR	125554	513125	1387755	521324	28794	51
11/2014	ME 3	WI 7	TR	125554	513125	1387755	521336	28738	49
11/2014	ME 3	WI 7	TR	125554	513125	1387755	521374	28662	14
11/2014	ME 3	WI 7	TR	125554	513125	1387755	521784	28720	28
11/2014	ME 3	WI 7	TR	125554	513125	1387755	521812	40304	12
11/2014	ME 3	WI 7	TR	125554	513125	1387755	521814	36934	74
11/2014	ME 3	WI 7	TR	125554	513125	1387755	523041	395460	40
11/2014	ME 3	WI 7	TR	125555	513125	1387755	521012	40226	210
11/2014	ME 3	WI 7	TR	125555	513125	1387755	521172	28846	427
11/2014	ME 3	WI 7	TR	125555	513125	1387755	521176	28859	22
11/2014	ME 3	WI 7	TR	125555	513125	1387755	521180	28875	24
11/2014	ME 3	WI 7	TR	125555	513125	1387755	521182	28854	301
11/2014	ME 3	WI 7	TR	125555	513125	1387755	521186	42139	22
11/2014	ME 3	WI 7	TR	125555	513125	1387755	521190	28825	22

**ANR Pipeline Company
 Transportation Services
 Fuel By Route Analysis**
VASCR351

 Reporting Year: *January - December 2014*
 Production Period: 11/2014

<u>Production Period</u>	<u>Receipt Segment</u>	<u>Delivery Segment</u>	<u>Service Class</u>	<u>Svc Req Contract</u>	<u>Receipt Location</u>	<u>Receipt Loc Prop</u>	<u>Delivery Location</u>	<u>Delivery Loc Prop</u>	<u>Fuel Quantity</u>
11/2014	ME 3	WI 7	TR	125555	513125	1387755	521198	28782	22
11/2014	ME 3	WI 7	TR	125555	513125	1387755	521200	28679	44
11/2014	ME 3	WI 7	TR	125555	513125	1387755	521208	28780	110
11/2014	ME 3	WI 7	TR	125555	513125	1387755	521212	28882	66
11/2014	ME 3	WI 7	TR	125555	513125	1387755	521214	40197	189
11/2014	ME 3	WI 7	TR	125555	513125	1387755	521218	28865	88
11/2014	ME 3	WI 7	TR	125555	513125	1387755	521220	28766	292
11/2014	ME 3	WI 7	TR	125555	513125	1387755	521230	28819	22
11/2014	ME 3	WI 7	TR	125555	513125	1387755	521240	28759	63
11/2014	ME 3	WI 7	TR	125555	513125	1387755	521246	28844	390
11/2014	ME 3	WI 7	TR	125555	513125	1387755	521248	28811	22
11/2014	ME 3	WI 7	TR	125555	513125	1387755	521250	28841	457
11/2014	ME 3	WI 7	TR	125555	513125	1387755	521262	36868	332
11/2014	ME 3	WI 7	TR	125555	513125	1387755	521266	28702	544
11/2014	ME 3	WI 7	TR	125555	513125	1387755	521298	28736	213
11/2014	ME 3	WI 7	TR	125555	513125	1387755	521302	28747	132
11/2014	ME 3	WI 7	TR	125555	513125	1387755	521314	28661	88
11/2014	ME 3	WI 7	TR	125555	513125	1387755	521316	28831	22
11/2014	ME 3	WI 7	TR	125555	513125	1387755	521318	28829	44
11/2014	ME 3	WI 7	TR	125555	513125	1387755	521320	28740	22
11/2014	ME 3	WI 7	TR	125555	513125	1387755	521322	28868	326
11/2014	ME 3	WI 7	TR	125555	513125	1387755	521324	28794	114
11/2014	ME 3	WI 7	TR	125555	513125	1387755	521328	28763	207
11/2014	ME 3	WI 7	TR	125555	513125	1387755	521330	28761	260
11/2014	ME 3	WI 7	TR	125555	513125	1387755	521336	28738	96
11/2014	ME 3	WI 7	TR	125555	513125	1387755	521340	28732	44
11/2014	ME 3	WI 7	TR	125555	513125	1387755	521344	28734	22
11/2014	ME 3	WI 7	TR	125555	513125	1387755	521350	28660	244
11/2014	ME 3	WI 7	TR	125555	513125	1387755	521356	28774	132
11/2014	ME 3	WI 7	TR	125555	513125	1387755	521358	28776	22
11/2014	ME 3	WI 7	TR	125555	513125	1387755	521374	28662	44
11/2014	ME 3	WI 7	TR	125555	513125	1387755	521392	28730	172
11/2014	ME 3	WI 7	TR	125555	513125	1387755	521676	100052	436

**ANR Pipeline Company
 Transportation Services
 Fuel By Route Analysis**

VASCR351

Reporting Year: *January - December 2014*
 Production Period: 11/2014

<u>Production Period</u>	<u>Receipt Segment</u>	<u>Delivery Segment</u>	<u>Service Class</u>	<u>Svc Req Contract</u>	<u>Receipt Location</u>	<u>Receipt Loc Prop</u>	<u>Delivery Location</u>	<u>Delivery Loc Prop</u>	<u>Fuel Quantity</u>
11/2014	ME 3	WI 7	TR	125555	513125	1387755	521786	28798	200
11/2014	ME 3	WI 7	TR	125555	513125	1387755	521814	36934	294
11/2014	ME 3	WI 7	TR	125555	513125	1387755	523034	384136	66
11/2014	ME 3	WI 7	TR	125558	513085	742252	521784	28720	32
11/2014	ME 3	WI 7	TR	125560	505566	1389406	521172	28846	279
11/2014	ME 3	WI 7	TR	125560	505566	1389406	521248	28811	1,116
11/2014	ME 3	WI 7	TR	125560	505566	1389406	521356	28774	60
11/2014	ME 3	WI 7	TR	125560	505566	1389406	521784	28720	77
11/2014	ME 3	WI 7	TR	125560	513085	742252	521172	28846	55
11/2014	ME 3	WI 7	TR	125560	513085	742252	521248	28811	41
11/2014	ME 3	WI 7	TR	125560	513085	742252	521356	28774	12
11/2014	ME 3	WI 7	TR	125560	513085	742252	521784	28720	21
11/2014	ME 3	WI 7	TR	125561	505566	1389406	521172	28846	647
11/2014	ME 3	WI 7	TR	125561	505566	1389406	521246	28844	82
11/2014	ME 3	WI 7	TR	125561	505566	1389406	521252	28779	287
11/2014	ME 3	WI 7	TR	125561	505566	1389406	521784	28720	774
11/2014	ME 3	WI 7	TR	125561	513085	742252	521172	28846	59
11/2014	ME 3	WI 7	TR	125561	513085	742252	521784	28720	246
	Segment								39,115
11/2014	MI 7	ME 3	TR	1700	505038	153808	505008	139236	308
11/2014	MI 7	ME 3	TR	15400	505038	153808	505032	139374	233
11/2014	MI 7	ME 3	TR	15400	505038	153808	521534	138745	164
11/2014	MI 7	ME 3	TR	109718	505038	153808	520005	15672	5,077
11/2014	MI 7	ME 3	TR	109956	511136	277072	521638	153767	537
11/2014	MI 7	ME 3	TR	111288	505038	153808	505007	139235	42
11/2014	MI 7	ME 3	TR	111415	511136	277072	521626	40184	221
11/2014	MI 7	ME 3	TR	111928	510005	246067	521986	277052	27
11/2014	MI 7	ME 3	TR	112835	511136	277072	521010	40186	265
11/2014	MI 7	ME 3	TR	112835	511136	277072	521540	4223	87
11/2014	MI 7	ME 3	TR	112835	511136	277072	521552	16265	25
11/2014	MI 7	ME 3	TR	112835	511136	277072	521626	40184	753
11/2014	MI 7	ME 3	TR	116995	505038	153808	520005	15672	25
11/2014	MI 7	ME 3	TR	122029	510005	246067	521010	40186	51

ANR Pipeline Company Transportation Services Fuel By Route Analysis

VASCR351

Reporting Year: *January - December 2014*
 Production Period: 11/2014

<u>Production Period</u>	<u>Receipt Segment</u>	<u>Delivery Segment</u>	<u>Service Class</u>	<u>Svc Req Contract</u>	<u>Receipt Location</u>	<u>Receipt Loc Prop</u>	<u>Delivery Location</u>	<u>Delivery Loc Prop</u>	<u>Fuel Quantity</u>
11/2014	MI 7	ME 3	TR	122029	510005	246067	521626	40184	869
11/2014	MI 7	ME 3	TR	122029	511136	277072	521010	40186	182
11/2014	MI 7	ME 3	TR	122029	511136	277072	521626	40184	1,362
11/2014	MI 7	ME 3	TR	124054	505038	153808	520027	295956	13
11/2014	MI 7	ME 3	TR	124054	505038	153808	521010	40186	13
11/2014	MI 7	ME 3	TR	124054	505038	153808	521552	16265	4
11/2014	MI 7	ME 3	TR	124054	505038	153808	521576	40189	1
11/2014	MI 7	ME 3	TR	124054	505038	153808	521620	16118	52
11/2014	MI 7	ME 3	TR	124963	505038	153808	505012	139240	5,371
11/2014	MI 7	ME 3	TR	125002	505038	153808	521620	16118	91
11/2014	MI 7	ME 3	TR	125002	511136	277072	521620	16118	40
11/2014	MI 7	ME 3	TR	125253	505038	153808	521626	40184	6
11/2014	MI 7	ME 3	TR	125293	505038	153808	521626	40184	14
11/2014	MI 7	ME 3	TR	125321	505038	153808	521626	40184	60
11/2014	MI 7	ME 3	TR	125368	505038	153808	521626	40184	2
11/2014	MI 7	ME 3	TR	125369	505038	153808	521626	40184	25
11/2014	MI 7	ME 3	TR	125408	505038	153808	521626	40184	34
11/2014	MI 7	ME 3	TR	125409	505038	153808	521626	40184	41
11/2014	MI 7	ME 3	TR	125413	505038	153808	521626	40184	12
11/2014	MI 7	ME 3	TR	125421	505038	153808	521626	40184	1
11/2014	MI 7	ME 3	TR	125517	511136	277072	521638	153767	148
11/2014	MI 7	ME 3	TR	125534	505038	153808	520018	22986	414
11/2014	MI 7	ME 3	TS	109138	505038	153808	505011	139239	304
11/2014	MI 7	ME 3	TS	109190	505038	153808	505009	139237	134
11/2014	MI 7	ME 3	TS	120642	505038	153808	505563	1389347	25
11/2014	MI 7	ME 3	TS	123081	505038	153808	505010	139238	30
11/2014	MI 7	ME 3	TS	123608	505038	153808	521560	4481	21
	Segment								17,084
11/2014	MI 7	MI 7	TR	104405	505038	153808	521008	11616	346
11/2014	MI 7	MI 7	TR	107896	510005	246067	505038	153808	216
11/2014	MI 7	MI 7	TR	107896	511136	277072	505038	153808	18
11/2014	MI 7	MI 7	TR	107898	505038	153808	521008	11616	600
11/2014	MI 7	MI 7	TR	108179	505108	243097	505038	153808	1,132

**ANR Pipeline Company
 Transportation Services
 Fuel By Route Analysis**
VASCR351

 Reporting Year: *January - December 2014*
 Production Period: 11/2014

<u>Production Period</u>	<u>Receipt Segment</u>	<u>Delivery Segment</u>	<u>Service Class</u>	<u>Svc Req Contract</u>	<u>Receipt Location</u>	<u>Receipt Loc Prop</u>	<u>Delivery Location</u>	<u>Delivery Loc Prop</u>	<u>Fuel Quantity</u>
11/2014	MI 7	MI 7	TR	108179	510005	246067	505038	153808	261
11/2014	MI 7	MI 7	TR	108179	511136	277072	505038	153808	165
11/2014	MI 7	MI 7	TR	108268	511144	48642	521008	11616	885
11/2014	MI 7	MI 7	TR	108283	505038	153808	521008	11616	25
11/2014	MI 7	MI 7	TR	108283	505038	153808	521014	153852	3
11/2014	MI 7	MI 7	TR	108283	505038	153808	521016	4196	28
11/2014	MI 7	MI 7	TR	108283	505038	153808	521118	11578	58
11/2014	MI 7	MI 7	TR	108283	505038	153808	521138	11680	15
11/2014	MI 7	MI 7	TR	108283	505038	153808	521158	11581	29
11/2014	MI 7	MI 7	TR	108283	505123	261474	505038	153808	14
11/2014	MI 7	MI 7	TR	108283	505123	261474	521158	11581	12
11/2014	MI 7	MI 7	TR	108283	510005	246067	505038	153808	204
11/2014	MI 7	MI 7	TR	108283	510005	246067	521014	153852	25
11/2014	MI 7	MI 7	TR	108283	510005	246067	521116	42078	162
11/2014	MI 7	MI 7	TR	108283	510005	246067	521118	11578	67
11/2014	MI 7	MI 7	TR	108283	510005	246067	521138	11680	269
11/2014	MI 7	MI 7	TR	108283	510005	246067	521158	11581	299
11/2014	MI 7	MI 7	TR	108283	510005	246067	521636	22992	2
11/2014	MI 7	MI 7	TR	108283	511136	277072	521158	11581	28
11/2014	MI 7	MI 7	TR	108288	505038	153808	521014	153852	24
11/2014	MI 7	MI 7	TR	108288	505038	153808	521932	138744	12
11/2014	MI 7	MI 7	TR	108288	510005	246067	505038	153808	97
11/2014	MI 7	MI 7	TR	108288	510005	246067	521118	11578	30
11/2014	MI 7	MI 7	TR	109014	505038	153808	505131	295958	1,826
11/2014	MI 7	MI 7	TR	109014	505038	153808	521016	4196	2,981
11/2014	MI 7	MI 7	TR	109014	505131	295958	505038	153808	1,918
11/2014	MI 7	MI 7	TR	109024	510005	246067	505038	153808	722
11/2014	MI 7	MI 7	TR	109179	505038	153808	521014	153852	2
11/2014	MI 7	MI 7	TR	109179	510005	246067	505038	153808	17
11/2014	MI 7	MI 7	TR	109179	510005	246067	521116	42078	10
11/2014	MI 7	MI 7	TR	109182	505038	153808	521014	153852	6
11/2014	MI 7	MI 7	TR	109182	510005	246067	505038	153808	53
11/2014	MI 7	MI 7	TR	109182	510005	246067	521116	42078	30

ANR Pipeline Company Transportation Services Fuel By Route Analysis

VASCR351

Reporting Year: *January - December 2014*
 Production Period: 11/2014

<u>Production Period</u>	<u>Receipt Segment</u>	<u>Delivery Segment</u>	<u>Service Class</u>	<u>Svc Req Contract</u>	<u>Receipt Location</u>	<u>Receipt Loc Prop</u>	<u>Delivery Location</u>	<u>Delivery Loc Prop</u>	<u>Fuel Quantity</u>
11/2014	MI 7	MI 7	TR	109183	505038	153808	521014	153852	36
11/2014	MI 7	MI 7	TR	109183	505038	153808	521016	4196	28
11/2014	MI 7	MI 7	TR	109183	505038	153808	521932	138744	8
11/2014	MI 7	MI 7	TR	109183	510005	246067	505038	153808	159
11/2014	MI 7	MI 7	TR	109183	510005	246067	521118	11578	108
11/2014	MI 7	MI 7	TR	109222	510005	246067	505038	153808	164
11/2014	MI 7	MI 7	TR	109511	511144	48642	505038	153808	2,505
11/2014	MI 7	MI 7	TR	109511	511144	48642	521008	11616	7,380
11/2014	MI 7	MI 7	TR	109595	505038	153808	505019	139251	276
11/2014	MI 7	MI 7	TR	109893	505038	153808	521932	138744	6
11/2014	MI 7	MI 7	TR	109893	510005	246067	505038	153808	36
11/2014	MI 7	MI 7	TR	109893	510005	246067	521116	42078	20
11/2014	MI 7	MI 7	TR	109920	505038	153808	521116	42078	16
11/2014	MI 7	MI 7	TR	109920	511162	153853	505019	139251	891
11/2014	MI 7	MI 7	TR	109974	510005	246067	505038	153808	151
11/2014	MI 7	MI 7	TR	109974	511136	277072	505038	153808	788
11/2014	MI 7	MI 7	TR	110019	505038	153808	505018	139250	6,743
11/2014	MI 7	MI 7	TR	110024	505038	153808	521122	11751	97
11/2014	MI 7	MI 7	TR	110285	505038	153808	521624	4375	10
11/2014	MI 7	MI 7	TR	110285	505038	153808	521948	4492	175
11/2014	MI 7	MI 7	TR	110407	505038	153808	521932	138744	16
11/2014	MI 7	MI 7	TR	110407	510005	246067	505038	153808	70
11/2014	MI 7	MI 7	TR	110407	510005	246067	521116	42078	47
11/2014	MI 7	MI 7	TR	110884	505038	153808	505108	243097	322
11/2014	MI 7	MI 7	TR	110884	505038	153808	521690	40892	89
11/2014	MI 7	MI 7	TR	110884	511158	48644	505038	153808	624
11/2014	MI 7	MI 7	TR	110885	505038	153808	505108	243097	420
11/2014	MI 7	MI 7	TR	110885	505038	153808	511136	277072	1,115
11/2014	MI 7	MI 7	TR	110885	505038	153808	521008	11616	1,409
11/2014	MI 7	MI 7	TR	110885	505038	153808	521142	40477	7
11/2014	MI 7	MI 7	TR	110885	505038	153808	521144	11580	5
11/2014	MI 7	MI 7	TR	110885	505038	153808	521146	11785	6
11/2014	MI 7	MI 7	TR	110885	505038	153808	521636	22992	348

**ANR Pipeline Company
 Transportation Services
 Fuel By Route Analysis**

VASCR351

Reporting Year: *January - December 2014*
 Production Period: **11/2014**

<u>Production Period</u>	<u>Receipt Segment</u>	<u>Delivery Segment</u>	<u>Service Class</u>	<u>Svc Req Contract</u>	<u>Receipt Location</u>	<u>Receipt Loc Prop</u>	<u>Delivery Location</u>	<u>Delivery Loc Prop</u>	<u>Fuel Quantity</u>
11/2014	MI 7	MI 7	TR	110885	505038	153808	521690	40892	577
11/2014	MI 7	MI 7	TR	110885	505038	153808	521985	278172	1,516
11/2014	MI 7	MI 7	TR	110885	510029	2610	521116	42078	68
11/2014	MI 7	MI 7	TR	110885	511136	277072	505038	153808	696
11/2014	MI 7	MI 7	TR	110885	511136	277072	521008	11616	320
11/2014	MI 7	MI 7	TR	110885	511136	277072	521636	22992	115
11/2014	MI 7	MI 7	TR	110885	511136	277072	521690	40892	400
11/2014	MI 7	MI 7	TR	110885	511144	48642	521985	278172	519
11/2014	MI 7	MI 7	TR	110885	511158	48644	511136	277072	53
11/2014	MI 7	MI 7	TR	110885	511158	48644	521985	278172	121
11/2014	MI 7	MI 7	TR	110889	505038	153808	521122	11751	1
11/2014	MI 7	MI 7	TR	110889	505038	153808	521142	40477	9
11/2014	MI 7	MI 7	TR	110889	505038	153808	523052	467243	9
11/2014	MI 7	MI 7	TR	110889	511128	139396	521962	139401	13
11/2014	MI 7	MI 7	TR	110889	511136	277072	505038	153808	8
11/2014	MI 7	MI 7	TR	110889	511136	277072	523052	467243	22
11/2014	MI 7	MI 7	TR	110904	510005	246067	505038	153808	94
11/2014	MI 7	MI 7	TR	111061	505038	153808	521014	153852	24
11/2014	MI 7	MI 7	TR	111061	505038	153808	521016	4196	24
11/2014	MI 7	MI 7	TR	111061	510005	246067	505038	153808	159
11/2014	MI 7	MI 7	TR	111061	510005	246067	521116	42078	18
11/2014	MI 7	MI 7	TR	111061	510005	246067	521118	11578	108
11/2014	MI 7	MI 7	TR	111284	511136	277072	505038	153808	108
11/2014	MI 7	MI 7	TR	111287	505035	139385	505038	153808	2,304
11/2014	MI 7	MI 7	TR	111287	505038	153808	505035	139385	2,963
11/2014	MI 7	MI 7	TR	111310	505038	153808	505028	139366	2,462
11/2014	MI 7	MI 7	TR	111330	505038	153808	521624	4375	2,648
11/2014	MI 7	MI 7	TR	111330	505038	153808	521932	138744	782
11/2014	MI 7	MI 7	TR	111330	511136	277072	521624	4375	9,095
11/2014	MI 7	MI 7	TR	111493	511144	48642	505033	139382	35,443
11/2014	MI 7	MI 7	TR	111730	505108	243097	505038	153808	203
11/2014	MI 7	MI 7	TR	111730	511136	277072	505038	153808	1,094
11/2014	MI 7	MI 7	TR	111910	505038	153808	505108	243097	167

ANR Pipeline Company Transportation Services Fuel By Route Analysis
--

VASCR351

 Reporting Year: *January - December 2014*
 Production Period: 11/2014

<u>Production Period</u>	<u>Receipt Segment</u>	<u>Delivery Segment</u>	<u>Service Class</u>	<u>Svc Req Contract</u>	<u>Receipt Location</u>	<u>Receipt Loc Prop</u>	<u>Delivery Location</u>	<u>Delivery Loc Prop</u>	<u>Fuel Quantity</u>
11/2014	MI 7	MI 7	TR	111910	505038	153808	521008	11616	118
11/2014	MI 7	MI 7	TR	111910	510005	246067	521636	22992	177
11/2014	MI 7	MI 7	TR	111910	511136	277072	505038	153808	123
11/2014	MI 7	MI 7	TR	111910	511136	277072	521008	11616	22
11/2014	MI 7	MI 7	TR	111910	511136	277072	521074	40470	7
11/2014	MI 7	MI 7	TR	111910	511136	277072	521116	42078	53
11/2014	MI 7	MI 7	TR	111910	511136	277072	521142	40477	3
11/2014	MI 7	MI 7	TR	111910	511136	277072	521144	11580	8
11/2014	MI 7	MI 7	TR	111910	511136	277072	521162	11748	9
11/2014	MI 7	MI 7	TR	111910	511136	277072	523052	467243	18
11/2014	MI 7	MI 7	TR	111928	510005	246067	521116	42078	201
11/2014	MI 7	MI 7	TR	111928	511136	277072	521116	42078	56
11/2014	MI 7	MI 7	TR	111928	511158	48644	510005	246067	92
11/2014	MI 7	MI 7	TR	111973	511158	48644	521124	11562	570
11/2014	MI 7	MI 7	TR	112059	505038	153808	505108	243097	54
11/2014	MI 7	MI 7	TR	112059	505038	153808	521008	11616	92
11/2014	MI 7	MI 7	TR	112059	510005	246067	521636	22992	135
11/2014	MI 7	MI 7	TR	112059	511136	277072	505038	153808	11
11/2014	MI 7	MI 7	TR	112059	511136	277072	521008	11616	36
11/2014	MI 7	MI 7	TR	112059	511136	277072	521670	40468	87
11/2014	MI 7	MI 7	TR	112117	511136	277072	521116	42078	89
11/2014	MI 7	MI 7	TR	112488	505038	153808	521118	11578	82
11/2014	MI 7	MI 7	TR	112565	505108	243097	505038	153808	547
11/2014	MI 7	MI 7	TR	112807	505038	153808	521008	11616	1,974
11/2014	MI 7	MI 7	TR	112817	505017	139249	505038	153808	99
11/2014	MI 7	MI 7	TR	112817	505038	153808	505017	139249	740
11/2014	MI 7	MI 7	TR	112818	505038	153808	505017	139249	1,012
11/2014	MI 7	MI 7	TR	112834	505038	153808	521932	138744	108
11/2014	MI 7	MI 7	TR	112834	505038	153808	521948	4492	24
11/2014	MI 7	MI 7	TR	112835	511136	277072	521122	11751	330
11/2014	MI 7	MI 7	TR	112835	511136	277072	521124	11562	390
11/2014	MI 7	MI 7	TR	112835	511136	277072	521138	11680	150
11/2014	MI 7	MI 7	TR	112835	511136	277072	521160	11590	198

ANR Pipeline Company Transportation Services Fuel By Route Analysis
--

VASCR351

 Reporting Year: *January - December 2014*
 Production Period: 11/2014

<u>Production Period</u>	<u>Receipt Segment</u>	<u>Delivery Segment</u>	<u>Service Class</u>	<u>Svc Req Contract</u>	<u>Receipt Location</u>	<u>Receipt Loc Prop</u>	<u>Delivery Location</u>	<u>Delivery Loc Prop</u>	<u>Fuel Quantity</u>
11/2014	MI 7	MI 7	TR	112835	511136	277072	521622	110850	519
11/2014	MI 7	MI 7	TR	112835	511136	277072	521636	22992	43
11/2014	MI 7	MI 7	TR	112835	511136	277072	521670	40468	288
11/2014	MI 7	MI 7	TR	112835	511136	277072	521942	198847	18
11/2014	MI 7	MI 7	TR	112835	511136	277072	521948	4492	336
11/2014	MI 7	MI 7	TR	112835	511136	277072	521962	139401	478
11/2014	MI 7	MI 7	TR	112839	505038	153808	521008	11616	2,583
11/2014	MI 7	MI 7	TR	112958	505038	153808	521932	138744	20
11/2014	MI 7	MI 7	TR	112958	510005	246067	505038	153808	88
11/2014	MI 7	MI 7	TR	112958	510005	246067	521118	11578	57
11/2014	MI 7	MI 7	TR	113181	505108	243097	505038	153808	5
11/2014	MI 7	MI 7	TR	113181	510005	246067	505038	153808	237
11/2014	MI 7	MI 7	TR	113181	511144	48642	505038	153808	45
11/2014	MI 7	MI 7	TR	113336	505230	153728	521985	278172	543
11/2014	MI 7	MI 7	TR	113372	505108	243097	521116	42078	46
11/2014	MI 7	MI 7	TR	113372	505108	243097	521670	40468	3
11/2014	MI 7	MI 7	TR	113372	505108	243097	521942	198847	11
11/2014	MI 7	MI 7	TR	113372	505108	243097	521948	4492	61
11/2014	MI 7	MI 7	TR	113372	511136	277072	505038	153808	1
11/2014	MI 7	MI 7	TR	113372	511136	277072	521116	42078	413
11/2014	MI 7	MI 7	TR	113372	511136	277072	521160	11590	27
11/2014	MI 7	MI 7	TR	113372	511136	277072	521622	110850	18
11/2014	MI 7	MI 7	TR	113372	511136	277072	521636	22992	21
11/2014	MI 7	MI 7	TR	113372	511136	277072	521670	40468	201
11/2014	MI 7	MI 7	TR	113372	511136	277072	521942	198847	60
11/2014	MI 7	MI 7	TR	113372	511136	277072	521948	4492	124
11/2014	MI 7	MI 7	TR	113498	505038	153808	521008	11616	270
11/2014	MI 7	MI 7	TR	113537	505038	153808	505108	243097	211
11/2014	MI 7	MI 7	TR	113537	505038	153808	521008	11616	1,494
11/2014	MI 7	MI 7	TR	113537	505038	153808	521636	22992	92
11/2014	MI 7	MI 7	TR	113537	505038	153808	521690	40892	508
11/2014	MI 7	MI 7	TR	113537	505038	153808	521985	278172	203
11/2014	MI 7	MI 7	TR	113537	511136	277072	505038	153808	490

ANR Pipeline Company Transportation Services Fuel By Route Analysis
--

VASCR351

 Reporting Year: *January - December 2014*
 Production Period: 11/2014

<u>Production Period</u>	<u>Receipt Segment</u>	<u>Delivery Segment</u>	<u>Service Class</u>	<u>Svc Req Contract</u>	<u>Receipt Location</u>	<u>Receipt Loc Prop</u>	<u>Delivery Location</u>	<u>Delivery Loc Prop</u>	<u>Fuel Quantity</u>
11/2014	MI 7	MI 7	TR	113537	511136	277072	521008	11616	204
11/2014	MI 7	MI 7	TR	113544	505038	153808	505108	243097	125
11/2014	MI 7	MI 7	TR	113544	505038	153808	521008	11616	252
11/2014	MI 7	MI 7	TR	113544	505038	153808	521142	40477	736
11/2014	MI 7	MI 7	TR	113544	505038	153808	521690	40892	860
11/2014	MI 7	MI 7	TR	113544	505038	153808	521985	278172	324
11/2014	MI 7	MI 7	TR	113544	511136	277072	505038	153808	63
11/2014	MI 7	MI 7	TR	113544	511136	277072	521008	11616	364
11/2014	MI 7	MI 7	TR	113544	511144	48642	521985	278172	25
11/2014	MI 7	MI 7	TR	113709	505038	153808	523065	769472	1,561
11/2014	MI 7	MI 7	TR	114122	511158	48644	521124	11562	600
11/2014	MI 7	MI 7	TR	114490	505038	153808	521030	282436	138
11/2014	MI 7	MI 7	TR	114490	505038	153808	521985	278172	5
11/2014	MI 7	MI 7	TR	114490	510005	246067	505038	153808	98
11/2014	MI 7	MI 7	TR	114490	510005	246067	521008	11616	40
11/2014	MI 7	MI 7	TR	114490	510005	246067	521030	282436	13
11/2014	MI 7	MI 7	TR	114490	510005	246067	521116	42078	2
11/2014	MI 7	MI 7	TR	114490	511136	277072	505038	153808	21
11/2014	MI 7	MI 7	TR	114490	511136	277072	521030	282436	1
11/2014	MI 7	MI 7	TR	114497	505038	153808	521016	4196	13
11/2014	MI 7	MI 7	TR	114497	505038	153808	521030	282436	56
11/2014	MI 7	MI 7	TR	114497	505038	153808	521118	11578	10
11/2014	MI 7	MI 7	TR	114497	510005	246067	505038	153808	1,220
11/2014	MI 7	MI 7	TR	114497	510005	246067	521008	11616	230
11/2014	MI 7	MI 7	TR	114497	510005	246067	521030	282436	67
11/2014	MI 7	MI 7	TR	114497	510005	246067	521116	42078	161
11/2014	MI 7	MI 7	TR	114497	510005	246067	521948	4492	3
11/2014	MI 7	MI 7	TR	114497	511136	277072	505038	153808	96
11/2014	MI 7	MI 7	TR	114497	511136	277072	521030	282436	130
11/2014	MI 7	MI 7	TR	114567	505038	153808	505137	320550	180
11/2014	MI 7	MI 7	TR	114567	505222	140358	505137	320550	29
11/2014	MI 7	MI 7	TR	114567	505230	153728	505137	320550	19
11/2014	MI 7	MI 7	TR	114604	505038	153808	523029	360888	6

**ANR Pipeline Company
 Transportation Services
 Fuel By Route Analysis**

VASCR351

Reporting Year: *January - December 2014*
 Production Period: 11/2014

<u>Production Period</u>	<u>Receipt Segment</u>	<u>Delivery Segment</u>	<u>Service Class</u>	<u>Svc Req Contract</u>	<u>Receipt Location</u>	<u>Receipt Loc Prop</u>	<u>Delivery Location</u>	<u>Delivery Loc Prop</u>	<u>Fuel Quantity</u>
11/2014	MI 7	MI 7	TR	114604	505230	153728	523029	360888	66
11/2014	MI 7	MI 7	TR	114824	505038	153808	521606	216654	1
11/2014	MI 7	MI 7	TR	114824	505230	153728	521606	216654	25
11/2014	MI 7	MI 7	TR	115823	505038	153808	505108	243097	53
11/2014	MI 7	MI 7	TR	115823	505038	153808	521008	11616	357
11/2014	MI 7	MI 7	TR	115823	505038	153808	521116	42078	31
11/2014	MI 7	MI 7	TR	115823	505038	153808	521118	11578	18
11/2014	MI 7	MI 7	TR	115823	505038	153808	523052	467243	13
11/2014	MI 7	MI 7	TR	115823	505108	243097	505038	153808	90
11/2014	MI 7	MI 7	TR	115823	505108	243097	521008	11616	243
11/2014	MI 7	MI 7	TR	115823	505108	243097	521636	22992	3
11/2014	MI 7	MI 7	TR	115823	511136	277072	505038	153808	623
11/2014	MI 7	MI 7	TR	115823	511136	277072	521008	11616	383
11/2014	MI 7	MI 7	TR	115823	511136	277072	521074	40470	124
11/2014	MI 7	MI 7	TR	115823	511136	277072	521116	42078	71
11/2014	MI 7	MI 7	TR	115823	511136	277072	521118	11578	383
11/2014	MI 7	MI 7	TR	115823	511136	277072	521122	11751	56
11/2014	MI 7	MI 7	TR	115823	511136	277072	521142	40477	45
11/2014	MI 7	MI 7	TR	115823	511136	277072	521144	11580	122
11/2014	MI 7	MI 7	TR	115823	511136	277072	521162	11748	111
11/2014	MI 7	MI 7	TR	115823	511136	277072	521636	22992	124
11/2014	MI 7	MI 7	TR	115823	511136	277072	521670	40468	87
11/2014	MI 7	MI 7	TR	115823	511136	277072	521962	139401	55
11/2014	MI 7	MI 7	TR	115823	511136	277072	523052	467243	271
11/2014	MI 7	MI 7	TR	116170	511158	48644	505038	153808	1,050
11/2014	MI 7	MI 7	TR	116995	505038	153808	505108	243097	92
11/2014	MI 7	MI 7	TR	118148	511136	277072	521116	42078	20
11/2014	MI 7	MI 7	TR	118249	505108	243097	505038	153808	45
11/2014	MI 7	MI 7	TR	118249	511136	277072	505038	153808	315
11/2014	MI 7	MI 7	TR	118268	511136	277072	505038	153808	12
11/2014	MI 7	MI 7	TR	118268	511136	277072	521014	153852	9
11/2014	MI 7	MI 7	TR	118268	511136	277072	521116	42078	442
11/2014	MI 7	MI 7	TR	118268	511136	277072	521588	40481	69

**ANR Pipeline Company
 Transportation Services
 Fuel By Route Analysis**
VASCR351

 Reporting Year: *January - December 2014*
 Production Period: 11/2014

<u>Production Period</u>	<u>Receipt Segment</u>	<u>Delivery Segment</u>	<u>Service Class</u>	<u>Svc Req Contract</u>	<u>Receipt Location</u>	<u>Receipt Loc Prop</u>	<u>Delivery Location</u>	<u>Delivery Loc Prop</u>	<u>Fuel Quantity</u>
11/2014	MI 7	MI 7	TR	119958	505230	153728	523014	318733	15
11/2014	MI 7	MI 7	TR	119963	505230	153728	521058	282435	47
11/2014	MI 7	MI 7	TR	119970	511136	277072	520021	40785	120
11/2014	MI 7	MI 7	TR	119973	505230	153728	523074	1292925	15
11/2014	MI 7	MI 7	TR	119973	510036	142164	523074	1292925	296
11/2014	MI 7	MI 7	TR	119990	505038	153808	521008	11616	708
11/2014	MI 7	MI 7	TR	120144	505038	153808	505108	243097	65
11/2014	MI 7	MI 7	TR	120144	505038	153808	521008	11616	110
11/2014	MI 7	MI 7	TR	120144	505038	153808	521116	42078	11
11/2014	MI 7	MI 7	TR	120144	505108	243097	505038	153808	1
11/2014	MI 7	MI 7	TR	120144	505108	243097	521008	11616	3
11/2014	MI 7	MI 7	TR	120144	511136	277072	505038	153808	251
11/2014	MI 7	MI 7	TR	120144	511136	277072	521636	22992	24
11/2014	MI 7	MI 7	TR	120592	505038	153808	520021	40785	22,700
11/2014	MI 7	MI 7	TR	120903	505038	153808	523008	312117	207
11/2014	MI 7	MI 7	TR	120903	505230	153728	523008	312117	30
11/2014	MI 7	MI 7	TR	120903	510029	2610	523008	312117	26
11/2014	MI 7	MI 7	TR	120953	510005	246067	505038	153808	3
11/2014	MI 7	MI 7	TR	121099	511176	44783	505038	153808	50
11/2014	MI 7	MI 7	TR	121099	511178	40476	505038	153808	70
11/2014	MI 7	MI 7	TR	121099	513023	120743	505038	153808	10
11/2014	MI 7	MI 7	TR	121099	513050	463539	505038	153808	90
11/2014	MI 7	MI 7	TR	121282	505038	153808	521932	138744	3
11/2014	MI 7	MI 7	TR	121282	510005	246067	505038	153808	17
11/2014	MI 7	MI 7	TR	121282	510005	246067	521116	42078	10
11/2014	MI 7	MI 7	TR	121284	505038	153808	521932	138744	8
11/2014	MI 7	MI 7	TR	121284	510005	246067	505038	153808	35
11/2014	MI 7	MI 7	TR	121284	510005	246067	521116	42078	20
11/2014	MI 7	MI 7	TR	122006	511162	153853	505017	139249	3,202
11/2014	MI 7	MI 7	TR	122029	511136	277072	521160	11590	45
11/2014	MI 7	MI 7	TR	122029	511136	277072	521636	22992	140
11/2014	MI 7	MI 7	TR	122029	511136	277072	521670	40468	3
11/2014	MI 7	MI 7	TR	122029	511136	277072	521948	4492	16

**ANR Pipeline Company
 Transportation Services
 Fuel By Route Analysis**
VASCR351

 Reporting Year: *January - December 2014*
 Production Period: 11/2014

<u>Production Period</u>	<u>Receipt Segment</u>	<u>Delivery Segment</u>	<u>Service Class</u>	<u>Svc Req Contract</u>	<u>Receipt Location</u>	<u>Receipt Loc Prop</u>	<u>Delivery Location</u>	<u>Delivery Loc Prop</u>	<u>Fuel Quantity</u>
11/2014	MI 7	MI 7	TR	122065	511136	277072	521104	40849	1,919
11/2014	MI 7	MI 7	TR	122065	511136	277072	521704	40832	811
11/2014	MI 7	MI 7	TR	122065	511144	48642	521008	11616	1,476
11/2014	MI 7	MI 7	TR	122065	511144	48642	521704	40832	140
11/2014	MI 7	MI 7	TR	122067	511144	48642	521008	11616	1,377
11/2014	MI 7	MI 7	TR	122177	505038	153808	505038	153808	1
11/2014	MI 7	MI 7	TR	122177	505038	153808	505108	243097	267
11/2014	MI 7	MI 7	TR	122177	505038	153808	521016	4196	158
11/2014	MI 7	MI 7	TR	122177	511136	277072	505038	153808	732
11/2014	MI 7	MI 7	TR	122247	511144	48642	505038	153808	525
11/2014	MI 7	MI 7	TR	122247	511144	48642	521008	11616	1,207
11/2014	MI 7	MI 7	TR	122264	505038	153808	521080	138675	17
11/2014	MI 7	MI 7	TR	122271	505038	153808	521690	40892	1,248
11/2014	MI 7	MI 7	TR	122271	505038	153808	523008	312117	814
11/2014	MI 7	MI 7	TR	122837	505038	153808	521030	282436	234
11/2014	MI 7	MI 7	TR	123086	505038	153808	505108	243097	456
11/2014	MI 7	MI 7	TR	123289	505038	153808	505415	384818	606
11/2014	MI 7	MI 7	TR	123289	505038	153808	521008	11616	554
11/2014	MI 7	MI 7	TR	123289	505038	153808	523008	312117	194
11/2014	MI 7	MI 7	TR	123289	505222	140358	505137	320550	205
11/2014	MI 7	MI 7	TR	123289	510005	246067	505038	153808	145
11/2014	MI 7	MI 7	TR	123289	510029	2610	505038	153808	135
11/2014	MI 7	MI 7	TR	123289	511128	139396	521008	11616	79
11/2014	MI 7	MI 7	TR	123289	511136	277072	505038	153808	271
11/2014	MI 7	MI 7	TR	123292	505038	153808	505415	384818	101
11/2014	MI 7	MI 7	TR	123292	505038	153808	521008	11616	427
11/2014	MI 7	MI 7	TR	123292	505038	153808	523008	312117	114
11/2014	MI 7	MI 7	TR	123292	510029	2610	505038	153808	146
11/2014	MI 7	MI 7	TR	123292	511128	139396	521008	11616	46
11/2014	MI 7	MI 7	TR	123292	511136	277072	505038	153808	139
11/2014	MI 7	MI 7	TR	123295	505038	153808	521008	11616	181
11/2014	MI 7	MI 7	TR	123295	510029	2610	505038	153808	47
11/2014	MI 7	MI 7	TR	123295	511128	139396	521008	11616	15

**ANR Pipeline Company
Transportation Services
Fuel By Route Analysis**

VASCR351

Reporting Year: *January - December 2014*
 Production Period: 11/2014

<u>Production Period</u>	<u>Receipt Segment</u>	<u>Delivery Segment</u>	<u>Service Class</u>	<u>Svc Req Contract</u>	<u>Receipt Location</u>	<u>Receipt Loc Prop</u>	<u>Delivery Location</u>	<u>Delivery Loc Prop</u>	<u>Fuel Quantity</u>
11/2014	MI 7	MI 7	TR	123295	511128	139396	523008	312117	6
11/2014	MI 7	MI 7	TR	123295	511136	277072	505038	153808	47
11/2014	MI 7	MI 7	TR	123631	505038	153808	505108	243097	144
11/2014	MI 7	MI 7	TR	123631	505038	153808	521008	11616	907
11/2014	MI 7	MI 7	TR	123631	505038	153808	523008	312117	165
11/2014	MI 7	MI 7	TR	123631	511136	277072	505038	153808	98
11/2014	MI 7	MI 7	TR	123740	505038	153808	505108	243097	206
11/2014	MI 7	MI 7	TR	123740	511128	139396	505108	243097	41
11/2014	MI 7	MI 7	TR	123743	505038	153808	523025	338685	238
11/2014	MI 7	MI 7	TR	123822	505038	153808	505108	243097	402
11/2014	MI 7	MI 7	TR	123824	505038	153808	505108	243097	371
11/2014	MI 7	MI 7	TR	123824	505038	153808	521008	11616	44
11/2014	MI 7	MI 7	TR	123824	505038	153808	521985	278172	92
11/2014	MI 7	MI 7	TR	124023	511136	277072	521624	4375	1,182
11/2014	MI 7	MI 7	TR	124050	505038	153808	505108	243097	146
11/2014	MI 7	MI 7	TR	124050	505038	153808	521116	42078	64
11/2014	MI 7	MI 7	TR	124050	505038	153808	521142	40477	184
11/2014	MI 7	MI 7	TR	124050	505038	153808	521636	22992	23
11/2014	MI 7	MI 7	TR	124050	505038	153808	521690	40892	502
11/2014	MI 7	MI 7	TR	124050	505038	153808	521985	278172	26
11/2014	MI 7	MI 7	TR	124050	505038	153808	523025	338685	263
11/2014	MI 7	MI 7	TR	124050	511136	277072	505038	153808	186
11/2014	MI 7	MI 7	TR	124050	511136	277072	521008	11616	248
11/2014	MI 7	MI 7	TR	124050	511136	277072	521142	40477	580
11/2014	MI 7	MI 7	TR	124050	511144	48642	521985	278172	48
11/2014	MI 7	MI 7	TR	124054	505038	153808	505108	243097	46
11/2014	MI 7	MI 7	TR	124054	505038	153808	521622	110850	9
11/2014	MI 7	MI 7	TR	124054	505038	153808	521690	40892	632
11/2014	MI 7	MI 7	TR	124054	505038	153808	521985	278172	348
11/2014	MI 7	MI 7	TR	124054	511136	277072	505038	153808	585
11/2014	MI 7	MI 7	TR	124054	511158	48644	505038	153808	128
11/2014	MI 7	MI 7	TR	124054	511158	48644	521985	278172	139
11/2014	MI 7	MI 7	TR	124077	505038	153808	510005	246067	11

ANR Pipeline Company Transportation Services Fuel By Route Analysis

VASCR351

Reporting Year: *January - December 2014*
 Production Period: **11/2014**

<u>Production Period</u>	<u>Receipt Segment</u>	<u>Delivery Segment</u>	<u>Service Class</u>	<u>Svc Req Contract</u>	<u>Receipt Location</u>	<u>Receipt Loc Prop</u>	<u>Delivery Location</u>	<u>Delivery Loc Prop</u>	<u>Fuel Quantity</u>
11/2014	MI 7	MI 7	TR	124077	505038	153808	521690	40892	73
11/2014	MI 7	MI 7	TR	124077	505038	153808	521985	278172	15
11/2014	MI 7	MI 7	TR	124086	510005	246067	505038	153808	150
11/2014	MI 7	MI 7	TR	124086	511136	277072	505038	153808	182
11/2014	MI 7	MI 7	TR	124099	510005	246067	521116	42078	47
11/2014	MI 7	MI 7	TR	124099	511136	277072	521116	42078	223
11/2014	MI 7	MI 7	TR	124556	505038	153808	521014	153852	29
11/2014	MI 7	MI 7	TR	124556	505038	153808	521016	4196	35
11/2014	MI 7	MI 7	TR	124556	505038	153808	521118	11578	70
11/2014	MI 7	MI 7	TR	124556	510005	246067	505038	153808	65
11/2014	MI 7	MI 7	TR	124556	510005	246067	521014	153852	120
11/2014	MI 7	MI 7	TR	124556	511136	277072	505038	153808	204
11/2014	MI 7	MI 7	TR	124556	511136	277072	521008	11616	7
11/2014	MI 7	MI 7	TR	124556	511136	277072	521014	153852	21
11/2014	MI 7	MI 7	TR	124556	511136	277072	521116	42078	13
11/2014	MI 7	MI 7	TR	124556	511136	277072	521118	11578	60
11/2014	MI 7	MI 7	TR	124556	511136	277072	521138	11680	1
11/2014	MI 7	MI 7	TR	124556	511136	277072	521158	11581	8
11/2014	MI 7	MI 7	TR	124768	505038	153808	510005	246067	3,921
11/2014	MI 7	MI 7	TR	124879	505038	153808	505108	243097	220
11/2014	MI 7	MI 7	TR	124879	505038	153808	521016	4196	349
11/2014	MI 7	MI 7	TR	124879	505038	153808	521080	138675	552
11/2014	MI 7	MI 7	TR	124938	505038	153808	521016	4196	83
11/2014	MI 7	MI 7	TR	124938	505038	153808	521030	282436	1,223
11/2014	MI 7	MI 7	TR	124938	505038	153808	521985	278172	393
11/2014	MI 7	MI 7	TR	124938	505108	243097	505038	153808	291
11/2014	MI 7	MI 7	TR	124938	510005	246067	505038	153808	16
11/2014	MI 7	MI 7	TR	124938	511136	277072	505038	153808	227
11/2014	MI 7	MI 7	TR	124938	511136	277072	521030	282436	444
11/2014	MI 7	MI 7	TR	124939	505038	153808	521030	282436	308
11/2014	MI 7	MI 7	TR	124939	505038	153808	521985	278172	8
11/2014	MI 7	MI 7	TR	124939	511136	277072	505038	153808	49
11/2014	MI 7	MI 7	TR	124939	511136	277072	521030	282436	108

ANR Pipeline Company Transportation Services Fuel By Route Analysis

VASCR351

Reporting Year: *January - December 2014*
 Production Period: **11/2014**

<u>Production Period</u>	<u>Receipt Segment</u>	<u>Delivery Segment</u>	<u>Service Class</u>	<u>Svc Req Contract</u>	<u>Receipt Location</u>	<u>Receipt Loc Prop</u>	<u>Delivery Location</u>	<u>Delivery Loc Prop</u>	<u>Fuel Quantity</u>
11/2014	MI 7	MI 7	TR	124939	511136	277072	521116	42078	7
11/2014	MI 7	MI 7	TR	124940	505038	153808	521030	282436	367
11/2014	MI 7	MI 7	TR	124940	505038	153808	521985	278172	49
11/2014	MI 7	MI 7	TR	124940	511136	277072	505038	153808	57
11/2014	MI 7	MI 7	TR	124940	511136	277072	521030	282436	7
11/2014	MI 7	MI 7	TR	124961	511136	277072	505038	153808	84
11/2014	MI 7	MI 7	TR	124993	505038	153808	505108	243097	156
11/2014	MI 7	MI 7	TR	124993	505038	153808	521008	11616	145
11/2014	MI 7	MI 7	TR	124993	505038	153808	521985	278172	156
11/2014	MI 7	MI 7	TR	124993	510029	2610	505038	153808	38
11/2014	MI 7	MI 7	TR	124993	511136	277072	505038	153808	430
11/2014	MI 7	MI 7	TR	124994	505038	153808	521008	11616	818
11/2014	MI 7	MI 7	TR	124995	505038	153808	521008	11616	918
11/2014	MI 7	MI 7	TR	125002	505038	153808	521985	278172	312
11/2014	MI 7	MI 7	TR	125002	505038	153808	523008	312117	1,189
11/2014	MI 7	MI 7	TR	125002	510005	246067	505038	153808	450
11/2014	MI 7	MI 7	TR	125002	510029	2610	505038	153808	276
11/2014	MI 7	MI 7	TR	125002	511136	277072	505038	153808	1,158
11/2014	MI 7	MI 7	TR	125002	511136	277072	505415	384818	72
11/2014	MI 7	MI 7	TR	125002	511136	277072	521116	42078	6
11/2014	MI 7	MI 7	TR	125002	511136	277072	521622	110850	2
11/2014	MI 7	MI 7	TR	125002	511136	277072	521678	140834	6
11/2014	MI 7	MI 7	TR	125046	505038	153808	521008	11616	77
11/2014	MI 7	MI 7	TR	125046	505038	153808	521074	40470	19
11/2014	MI 7	MI 7	TR	125046	505038	153808	521118	11578	11
11/2014	MI 7	MI 7	TR	125046	505038	153808	521124	11562	7
11/2014	MI 7	MI 7	TR	125046	505038	153808	521138	11680	117
11/2014	MI 7	MI 7	TR	125046	505038	153808	521142	40477	11
11/2014	MI 7	MI 7	TR	125046	505038	153808	521948	4492	24
11/2014	MI 7	MI 7	TR	125046	505123	261474	521158	11581	26
11/2014	MI 7	MI 7	TR	125046	510005	246067	521074	40470	21
11/2014	MI 7	MI 7	TR	125046	510005	246067	521118	11578	12
11/2014	MI 7	MI 7	TR	125046	510005	246067	521124	11562	8

**ANR Pipeline Company
 Transportation Services
 Fuel By Route Analysis**

VASCR351

Reporting Year: January - December 2014
Production Period: 11/2014

<u>Production Period</u>	<u>Receipt Segment</u>	<u>Delivery Segment</u>	<u>Service Class</u>	<u>Svc Req Contract</u>	<u>Receipt Location</u>	<u>Receipt Loc Prop</u>	<u>Delivery Location</u>	<u>Delivery Loc Prop</u>	<u>Fuel Quantity</u>
11/2014	MI 7	MI 7	TR	125046	510005	246067	521138	11680	258
11/2014	MI 7	MI 7	TR	125046	510005	246067	521142	40477	12
11/2014	MI 7	MI 7	TR	125046	510005	246067	521158	11581	7
11/2014	MI 7	MI 7	TR	125046	510005	246067	521948	4492	28
11/2014	MI 7	MI 7	TR	125046	511136	277072	505038	153808	94
11/2014	MI 7	MI 7	TR	125046	511136	277072	521014	153852	50
11/2014	MI 7	MI 7	TR	125046	511136	277072	521074	40470	79
11/2014	MI 7	MI 7	TR	125046	511136	277072	521118	11578	114
11/2014	MI 7	MI 7	TR	125046	511136	277072	521122	11751	13
11/2014	MI 7	MI 7	TR	125046	511136	277072	521124	11562	80
11/2014	MI 7	MI 7	TR	125046	511136	277072	521138	11680	563
11/2014	MI 7	MI 7	TR	125046	511136	277072	521142	40477	67
11/2014	MI 7	MI 7	TR	125046	511136	277072	521146	11785	8
11/2014	MI 7	MI 7	TR	125046	511136	277072	521158	11581	32
11/2014	MI 7	MI 7	TR	125046	511136	277072	521670	40468	24
11/2014	MI 7	MI 7	TR	125046	511136	277072	521948	4492	136
11/2014	MI 7	MI 7	TR	125052	505038	153808	521116	42078	65
11/2014	MI 7	MI 7	TR	125052	505038	153808	521962	139401	67
11/2014	MI 7	MI 7	TR	125056	505038	153808	521016	4196	1,088
11/2014	MI 7	MI 7	TR	125079	505038	153808	505108	243097	138
11/2014	MI 7	MI 7	TR	125130	505038	153808	521962	139401	56
11/2014	MI 7	MI 7	TR	125130	510005	246067	505038	153808	22
11/2014	MI 7	MI 7	TR	125130	511136	277072	505038	153808	5
11/2014	MI 7	MI 7	TR	125130	511158	48644	505038	153808	50
11/2014	MI 7	MI 7	TR	125131	511136	277072	521074	40470	2
11/2014	MI 7	MI 7	TR	125138	510005	246067	505038	153808	72
11/2014	MI 7	MI 7	TR	125138	510005	246067	521962	139401	29
11/2014	MI 7	MI 7	TR	125139	510005	246067	521962	139401	7
11/2014	MI 7	MI 7	TR	125145	510005	246067	505038	153808	54
11/2014	MI 7	MI 7	TR	125145	511136	277072	505038	153808	34
11/2014	MI 7	MI 7	TR	125146	505038	153808	521932	138744	28
11/2014	MI 7	MI 7	TR	125146	510005	246067	505038	153808	46
11/2014	MI 7	MI 7	TR	125146	511136	277072	505038	153808	46

**ANR Pipeline Company
 Transportation Services
 Fuel By Route Analysis**

VASCR351

Reporting Year: *January - December 2014*
 Production Period: **11/2014**

<u>Production Period</u>	<u>Receipt Segment</u>	<u>Delivery Segment</u>	<u>Service Class</u>	<u>Svc Req Contract</u>	<u>Receipt Location</u>	<u>Receipt Loc Prop</u>	<u>Delivery Location</u>	<u>Delivery Loc Prop</u>	<u>Fuel Quantity</u>
11/2014	MI 7	MI 7	TR	125146	511136	277072	521008	11616	45
11/2014	MI 7	MI 7	TR	125177	510005	246067	505038	153808	18
11/2014	MI 7	MI 7	TR	125177	510005	246067	521962	139401	16
11/2014	MI 7	MI 7	TR	125179	510005	246067	505038	153808	19
11/2014	MI 7	MI 7	TR	125181	505038	153808	521116	42078	33
11/2014	MI 7	MI 7	TR	125181	510005	246067	505038	153808	4
11/2014	MI 7	MI 7	TR	125181	510005	246067	521116	42078	63
11/2014	MI 7	MI 7	TR	125181	511136	277072	505038	153808	5
11/2014	MI 7	MI 7	TR	125181	511136	277072	521116	42078	364
11/2014	MI 7	MI 7	TR	125186	510005	246067	505038	153808	19
11/2014	MI 7	MI 7	TR	125186	511136	277072	505038	153808	9
11/2014	MI 7	MI 7	TR	125188	511136	277072	505038	153808	28
11/2014	MI 7	MI 7	TR	125189	505038	153808	521962	139401	61
11/2014	MI 7	MI 7	TR	125189	510005	246067	505038	153808	46
11/2014	MI 7	MI 7	TR	125189	511136	277072	505038	153808	32
11/2014	MI 7	MI 7	TR	125190	505038	153808	521962	139401	23
11/2014	MI 7	MI 7	TR	125252	505038	153808	521932	138744	25
11/2014	MI 7	MI 7	TR	125261	505038	153808	521948	4492	1
11/2014	MI 7	MI 7	TR	125271	505038	153808	521932	138744	1
11/2014	MI 7	MI 7	TR	125275	505038	153808	521030	282436	29
11/2014	MI 7	MI 7	TR	125275	505038	153808	521985	278172	22
11/2014	MI 7	MI 7	TR	125275	505108	243097	521030	282436	33
11/2014	MI 7	MI 7	TR	125275	511136	277072	505038	153808	232
11/2014	MI 7	MI 7	TR	125275	511136	277072	521030	282436	41
11/2014	MI 7	MI 7	TR	125276	505038	153808	521030	282436	16
11/2014	MI 7	MI 7	TR	125276	505038	153808	521985	278172	124
11/2014	MI 7	MI 7	TR	125276	511136	277072	505038	153808	133
11/2014	MI 7	MI 7	TR	125276	511136	277072	521030	282436	5
11/2014	MI 7	MI 7	TR	125277	505038	153808	521030	282436	22
11/2014	MI 7	MI 7	TR	125277	511136	277072	505038	153808	109
11/2014	MI 7	MI 7	TR	125277	511136	277072	521030	282436	14
11/2014	MI 7	MI 7	TR	125278	505038	153808	521030	282436	18
11/2014	MI 7	MI 7	TR	125278	505038	153808	521985	278172	75

ANR Pipeline Company Transportation Services Fuel By Route Analysis

VASCR351

Reporting Year: *January - December 2014*
 Production Period: 11/2014

<u>Production Period</u>	<u>Receipt Segment</u>	<u>Delivery Segment</u>	<u>Service Class</u>	<u>Svc Req Contract</u>	<u>Receipt Location</u>	<u>Receipt Loc Prop</u>	<u>Delivery Location</u>	<u>Delivery Loc Prop</u>	<u>Fuel Quantity</u>
11/2014	MI 7	MI 7	TR	125278	511136	277072	505038	153808	26
11/2014	MI 7	MI 7	TR	125292	505038	153808	521932	138744	57
11/2014	MI 7	MI 7	TR	125309	505038	153808	521948	4492	14
11/2014	MI 7	MI 7	TR	125324	505038	153808	521948	4492	26
11/2014	MI 7	MI 7	TR	125329	505038	153808	521948	4492	10
11/2014	MI 7	MI 7	TR	125364	505038	153808	521932	138744	14
11/2014	MI 7	MI 7	TR	125382	505108	243097	505038	153808	84
11/2014	MI 7	MI 7	TR	125382	510005	246067	505038	153808	415
11/2014	MI 7	MI 7	TR	125382	510005	246067	521116	42078	23
11/2014	MI 7	MI 7	TR	125383	505038	153808	505108	243097	4
11/2014	MI 7	MI 7	TR	125383	505038	153808	521156	11572	5
11/2014	MI 7	MI 7	TR	125383	505108	243097	505038	153808	4
11/2014	MI 7	MI 7	TR	125383	505108	243097	521156	11572	130
11/2014	MI 7	MI 7	TR	125383	510005	246067	505038	153808	8
11/2014	MI 7	MI 7	TR	125383	510005	246067	521156	11572	8
11/2014	MI 7	MI 7	TR	125408	505038	153808	521122	11751	9
11/2014	MI 7	MI 7	TR	125408	505038	153808	521138	11680	10
11/2014	MI 7	MI 7	TR	125408	505038	153808	521932	138744	39
11/2014	MI 7	MI 7	TR	125409	505038	153808	521932	138744	6
11/2014	MI 7	MI 7	TR	125421	505038	153808	521932	138744	13
11/2014	MI 7	MI 7	TR	125428	505038	153808	505108	243097	31
11/2014	MI 7	MI 7	TR	125428	505038	153808	521008	11616	190
11/2014	MI 7	MI 7	TR	125428	505038	153808	521985	278172	18
11/2014	MI 7	MI 7	TR	125428	511136	277072	521116	42078	31
11/2014	MI 7	MI 7	TR	125450	505038	153808	521030	282436	500
11/2014	MI 7	MI 7	TR	125450	505038	153808	521985	278172	4
11/2014	MI 7	MI 7	TR	125450	505108	243097	505038	153808	318
11/2014	MI 7	MI 7	TR	125450	505108	243097	521030	282436	106
11/2014	MI 7	MI 7	TR	125450	510005	246067	505038	153808	214
11/2014	MI 7	MI 7	TR	125450	510005	246067	521030	282436	340
11/2014	MI 7	MI 7	TR	125450	510005	246067	521116	42078	124
11/2014	MI 7	MI 7	TR	125450	511136	277072	505038	153808	33
11/2014	MI 7	MI 7	TR	125450	511136	277072	521030	282436	166

**ANR Pipeline Company
 Transportation Services
 Fuel By Route Analysis**
VASCR351

 Reporting Year: *January - December 2014*
 Production Period: 11/2014

<u>Production Period</u>	<u>Receipt Segment</u>	<u>Delivery Segment</u>	<u>Service Class</u>	<u>Svc Req Contract</u>	<u>Receipt Location</u>	<u>Receipt Loc Prop</u>	<u>Delivery Location</u>	<u>Delivery Loc Prop</u>	<u>Fuel Quantity</u>
11/2014	MI 7	MI 7	TR	125451	505038	153808	521030	282436	1,843
11/2014	MI 7	MI 7	TR	125451	505038	153808	521636	22992	13
11/2014	MI 7	MI 7	TR	125451	505108	243097	505038	153808	602
11/2014	MI 7	MI 7	TR	125451	505108	243097	521030	282436	435
11/2014	MI 7	MI 7	TR	125451	510005	246067	505038	153808	499
11/2014	MI 7	MI 7	TR	125451	510005	246067	521030	282436	238
11/2014	MI 7	MI 7	TR	125451	510005	246067	521116	42078	275
11/2014	MI 7	MI 7	TR	125451	510005	246067	521636	22992	28
11/2014	MI 7	MI 7	TR	125451	511136	277072	505038	153808	38
11/2014	MI 7	MI 7	TR	125451	511136	277072	521030	282436	353
11/2014	MI 7	MI 7	TR	125476	505038	153808	521016	4196	2
11/2014	MI 7	MI 7	TR	125476	505038	153808	521080	138675	2
11/2014	MI 7	MI 7	TR	125476	511136	277072	505038	153808	18
11/2014	MI 7	MI 7	TR	125476	511136	277072	521116	42078	10
11/2014	MI 7	MI 7	TR	125481	505038	153808	521016	4196	3
11/2014	MI 7	MI 7	TR	125481	505038	153808	521080	138675	3
11/2014	MI 7	MI 7	TR	125481	511136	277072	505038	153808	27
11/2014	MI 7	MI 7	TR	125481	511136	277072	521116	42078	15
11/2014	MI 7	MI 7	TR	125484	511136	277072	505038	153808	54
11/2014	MI 7	MI 7	TR	125484	511136	277072	521116	42078	30
11/2014	MI 7	MI 7	TR	125485	505038	153808	521158	11581	3
11/2014	MI 7	MI 7	TR	125485	511136	277072	505038	153808	9
11/2014	MI 7	MI 7	TR	125487	505038	153808	521016	4196	15
11/2014	MI 7	MI 7	TR	125487	505038	153808	521080	138675	25
11/2014	MI 7	MI 7	TR	125487	505038	153808	521985	278172	3
11/2014	MI 7	MI 7	TR	125487	510005	246067	505038	153808	15
11/2014	MI 7	MI 7	TR	125487	511136	277072	505038	153808	187
11/2014	MI 7	MI 7	TR	125487	511136	277072	521014	153852	100
11/2014	MI 7	MI 7	TR	125487	511136	277072	521116	42078	25
11/2014	MI 7	MI 7	TR	125502	505038	153808	505108	243097	18
11/2014	MI 7	MI 7	TR	125502	505038	153808	521156	11572	14
11/2014	MI 7	MI 7	TR	125502	505108	243097	505038	153808	16
11/2014	MI 7	MI 7	TR	125502	505108	243097	521156	11572	23

**ANR Pipeline Company
 Transportation Services
 Fuel By Route Analysis**

VASCR351

Reporting Year: *January - December 2014*
 Production Period: 11/2014

<u>Production Period</u>	<u>Receipt Segment</u>	<u>Delivery Segment</u>	<u>Service Class</u>	<u>Svc Req Contract</u>	<u>Receipt Location</u>	<u>Receipt Loc Prop</u>	<u>Delivery Location</u>	<u>Delivery Loc Prop</u>	<u>Fuel Quantity</u>
11/2014	MI 7	MI 7	TR	125502	510005	246067	505038	153808	437
11/2014	MI 7	MI 7	TR	125502	510005	246067	521156	11572	5
11/2014	MI 7	MI 7	TR	125507	511136	277072	521074	40470	4
11/2014	MI 7	MI 7	TR	125509	510005	246067	505017	139249	165
11/2014	MI 7	MI 7	TR	125509	510005	246067	505038	153808	569
11/2014	MI 7	MI 7	TR	125509	510005	246067	521008	11616	322
11/2014	MI 7	MI 7	TR	125510	505038	153808	505108	243097	22
11/2014	MI 7	MI 7	TR	125510	505108	243097	505038	153808	5
11/2014	MI 7	MI 7	TR	125510	505108	243097	521156	11572	8
11/2014	MI 7	MI 7	TR	125510	510005	246067	505038	153808	122
11/2014	MI 7	MI 7	TR	125510	510005	246067	521138	11680	15
11/2014	MI 7	MI 7	TR	125510	510005	246067	521156	11572	61
11/2014	MI 7	MI 7	TR	125517	505038	153808	521118	11578	1
11/2014	MI 7	MI 7	TR	125517	505038	153808	521124	11562	1
11/2014	MI 7	MI 7	TR	125517	505038	153808	521142	40477	4
11/2014	MI 7	MI 7	TR	125517	505038	153808	521162	11748	4
11/2014	MI 7	MI 7	TR	125517	510005	246067	505038	153808	164
11/2014	MI 7	MI 7	TR	125517	511136	277072	505038	153808	2
11/2014	MI 7	MI 7	TR	125517	511136	277072	521074	40470	380
11/2014	MI 7	MI 7	TR	125517	511136	277072	521118	11578	49
11/2014	MI 7	MI 7	TR	125517	511136	277072	521122	11751	6
11/2014	MI 7	MI 7	TR	125517	511136	277072	521124	11562	37
11/2014	MI 7	MI 7	TR	125517	511136	277072	521138	11680	14
11/2014	MI 7	MI 7	TR	125517	511136	277072	521142	40477	212
11/2014	MI 7	MI 7	TR	125517	511136	277072	521144	11580	90
11/2014	MI 7	MI 7	TR	125517	511136	277072	521146	11785	119
11/2014	MI 7	MI 7	TR	125517	511136	277072	521154	11574	129
11/2014	MI 7	MI 7	TR	125517	511136	277072	521156	11572	49
11/2014	MI 7	MI 7	TR	125517	511136	277072	521158	11581	60
11/2014	MI 7	MI 7	TR	125517	511136	277072	521162	11748	78
11/2014	MI 7	MI 7	TR	125517	511136	277072	521670	40468	52
11/2014	MI 7	MI 7	TR	125518	505038	153808	505017	139249	19
11/2014	MI 7	MI 7	TR	125518	510005	246067	505017	139249	84

**ANR Pipeline Company
 Transportation Services
 Fuel By Route Analysis**
VASCR351

 Reporting Year: *January - December 2014*
 Production Period: 11/2014

<u>Production Period</u>	<u>Receipt Segment</u>	<u>Delivery Segment</u>	<u>Service Class</u>	<u>Svc Req Contract</u>	<u>Receipt Location</u>	<u>Receipt Loc Prop</u>	<u>Delivery Location</u>	<u>Delivery Loc Prop</u>	<u>Fuel Quantity</u>
11/2014	MI 7	MI 7	TR	125518	511136	277072	505017	139249	103
11/2014	MI 7	MI 7	TR	125519	511136	277072	505017	139249	2,790
11/2014	MI 7	MI 7	TR	125524	505038	153808	505108	243097	29
11/2014	MI 7	MI 7	TR	125524	505038	153808	521636	22992	21
11/2014	MI 7	MI 7	TR	125524	505038	153808	521932	138744	16
11/2014	MI 7	MI 7	TR	125524	510005	246067	505038	153808	137
11/2014	MI 7	MI 7	TR	125524	511136	277072	521116	42078	1,562
11/2014	MI 7	MI 7	TR	125524	511136	277072	521636	22992	20
11/2014	MI 7	MI 7	TR	125525	505038	153808	521008	11616	92
11/2014	MI 7	MI 7	TR	125525	505038	153808	521014	153852	120
11/2014	MI 7	MI 7	TR	125525	505038	153808	521016	4196	31
11/2014	MI 7	MI 7	TR	125525	505038	153808	521116	42078	46
11/2014	MI 7	MI 7	TR	125525	505038	153808	521118	11578	64
11/2014	MI 7	MI 7	TR	125525	505038	153808	521138	11680	5
11/2014	MI 7	MI 7	TR	125525	505038	153808	521932	138744	196
11/2014	MI 7	MI 7	TR	125525	505108	243097	521138	11680	17
11/2014	MI 7	MI 7	TR	125525	505123	261474	521016	4196	6
11/2014	MI 7	MI 7	TR	125525	505123	261474	521158	11581	2
11/2014	MI 7	MI 7	TR	125525	510005	246067	505038	153808	189
11/2014	MI 7	MI 7	TR	125525	510005	246067	521008	11616	460
11/2014	MI 7	MI 7	TR	125525	510005	246067	521014	153852	46
11/2014	MI 7	MI 7	TR	125525	510005	246067	521116	42078	279
11/2014	MI 7	MI 7	TR	125525	510005	246067	521138	11680	4
11/2014	MI 7	MI 7	TR	125525	510005	246067	521158	11581	13
11/2014	MI 7	MI 7	TR	125525	510005	246067	521636	22992	1
11/2014	MI 7	MI 7	TR	125525	511136	277072	505038	153808	190
11/2014	MI 7	MI 7	TR	125525	511136	277072	521116	42078	235
11/2014	MI 7	MI 7	TR	125528	505108	243097	505038	153808	114
11/2014	MI 7	MI 7	TR	125528	505108	243097	521008	11616	1,001
11/2014	MI 7	MI 7	TR	125552	505038	153808	521008	11616	168
11/2014	MI 7	MI 7	TR	125552	511158	48644	505038	153808	252
11/2014	MI 7	MI 7	TR	125553	505038	153808	521008	11616	920
11/2014	MI 7	MI 7	TR	125553	510005	246067	505038	153808	56

**ANR Pipeline Company
 Transportation Services
 Fuel By Route Analysis**
VASCR351

 Reporting Year: *January - December 2014*
 Production Period: 11/2014

<u>Production Period</u>	<u>Receipt Segment</u>	<u>Delivery Segment</u>	<u>Service Class</u>	<u>Svc Req Contract</u>	<u>Receipt Location</u>	<u>Receipt Loc Prop</u>	<u>Delivery Location</u>	<u>Delivery Loc Prop</u>	<u>Fuel Quantity</u>
11/2014	MI 7	MI 7	TR	125553	511136	277072	521008	11616	21
11/2014	MI 7	MI 7	TR	125553	511158	48644	505038	153808	460
11/2014	MI 7	MI 7	TR	125554	505038	153808	505038	153808	276
11/2014	MI 7	MI 7	TR	125554	505038	153808	521008	11616	754
11/2014	MI 7	MI 7	TR	125554	511158	48644	505038	153808	643
11/2014	MI 7	MI 7	TR	125555	505038	153808	521008	11616	552
11/2014	MI 7	MI 7	TR	125555	511158	48644	505038	153808	552
11/2014	MI 7	MI 7	TR	125556	505038	153808	521008	11616	552
11/2014	MI 7	MI 7	TR	125556	510005	246067	505038	153808	203
11/2014	MI 7	MI 7	TR	125556	511158	48644	505038	153808	549
11/2014	MI 7	MI 7	TR	125558	505038	153808	521008	11616	48
11/2014	MI 7	MI 7	TR	125558	511158	48644	505038	153808	128
11/2014	MI 7	MI 7	TR	125559	505038	153808	521008	11616	552
11/2014	MI 7	MI 7	TR	125559	510005	246067	505038	153808	431
11/2014	MI 7	MI 7	TR	125559	510005	246067	521008	11616	40
11/2014	MI 7	MI 7	TR	125559	511136	277072	505038	153808	825
11/2014	MI 7	MI 7	TR	125559	511158	48644	505038	153808	1
11/2014	MI 7	MI 7	TR	125560	505038	153808	521008	11616	119
11/2014	MI 7	MI 7	TR	125560	510005	246067	505038	153808	135
11/2014	MI 7	MI 7	TR	125561	505038	153808	521008	11616	64
11/2014	MI 7	MI 7	TR	125580	505038	153808	505108	243097	2
11/2014	MI 7	MI 7	TR	125593	511136	277072	505017	139249	730
11/2014	MI 7	MI 7	TS	109171	505038	153808	505038	153808	8
11/2014	MI 7	MI 7	TS	110863	505038	153808	505038	153808	2
11/2014	MI 7	MI 7	TS	123151	505038	153808	505038	153808	1
	Segment								229,901
11/2014	MI 7	MW 6	TR	750	505038	153808	505014	139246	100
11/2014	MI 7	MW 6	TR	108985	505038	153808	505005	139233	36
11/2014	MI 7	MW 6	TR	113046	505038	153808	521470	4738	91
11/2014	MI 7	MW 6	TR	118249	505108	243097	505013	139241	77
11/2014	MI 7	MW 6	TR	120868	505108	243097	521086	103709	11
11/2014	MI 7	MW 6	TR	120868	505108	243097	521470	4738	9
11/2014	MI 7	MW 6	TR	120917	511158	48644	521420	4602	15

ANR Pipeline Company Transportation Services Fuel By Route Analysis
--

VASCR351

 Reporting Year: *January - December 2014*
 Production Period: 11/2014

<u>Production Period</u>	<u>Receipt Segment</u>	<u>Delivery Segment</u>	<u>Service Class</u>	<u>Svc Req Contract</u>	<u>Receipt Location</u>	<u>Receipt Loc Prop</u>	<u>Delivery Location</u>	<u>Delivery Loc Prop</u>	<u>Fuel Quantity</u>
11/2014	MI 7	MW 6	TR	123405	505038	153808	505013	139241	1,079
11/2014	MI 7	MW 6	TR	124215	505038	153808	521482	4741	163
11/2014	MI 7	MW 6	TR	124556	505038	153808	521420	4602	119
11/2014	MI 7	MW 6	TR	124556	505108	243097	521420	4602	11
11/2014	MI 7	MW 6	TR	124556	505108	243097	521914	40412	23
11/2014	MI 7	MW 6	TR	124556	511136	277072	521420	4602	11
11/2014	MI 7	MW 6	TR	124556	511136	277072	521914	40412	37
11/2014	MI 7	MW 6	TS	109148	505038	153808	521566	12977	72
11/2014	MI 7	MW 6	TS	109171	505038	153808	521428	40193	96
11/2014	MI 7	MW 6	TS	110863	505038	153808	521608	171759	131
11/2014	MI 7	MW 6	TS	123056	505038	153808	521504	4856	1
11/2014	MI 7	MW 6	TS	123057	505038	153808	521502	4747	24
11/2014	MI 7	MW 6	TS	123059	505038	153808	521424	13215	39
11/2014	MI 7	MW 6	TS	123065	505038	153808	521430	40195	78
11/2014	MI 7	MW 6	TS	123147	505038	153808	505029	139367	451
11/2014	MI 7	MW 6	TS	123149	505038	153808	521422	12976	58
11/2014	MI 7	MW 6	TS	123151	505038	153808	521498	4857	28
11/2014	MI 7	MW 6	TS	123203	505038	153808	521500	4693	36
11/2014	MI 7	MW 6	TS	123214	505038	153808	521598	4564	14
11/2014	MI 7	MW 6	TS	123215	505038	153808	521494	4605	40
11/2014	MI 7	MW 6	TS	123216	505038	153808	521492	4604	95
11/2014	MI 7	MW 6	TS	123217	505038	153808	521418	12991	70
11/2014	MI 7	MW 6	TS	123221	505038	153808	521496	4689	23
11/2014	MI 7	MW 6	TS	123222	505038	153808	521526	3969	48
11/2014	MI 7	MW 6	TS	123242	505038	153808	521426	40183	29
11/2014	MI 7	MW 6	TS	123300	505038	153808	521524	3973	232
	Segment								3,347
11/2014	MI 7	WI 7	TR	850	505038	153808	505025	139257	3,649
11/2014	MI 7	WI 7	TR	1600	505038	153808	505026	139258	13,232
11/2014	MI 7	WI 7	TR	5500	511136	277072	505026	139258	3,000
11/2014	MI 7	WI 7	TR	105428	511136	277072	521172	28846	9
11/2014	MI 7	WI 7	TR	105428	511136	277072	521262	36868	205
11/2014	MI 7	WI 7	TR	106054	511136	277072	521178	28883	1,770

**ANR Pipeline Company
Transportation Services
Fuel By Route Analysis**

VASCR351

Reporting Year: *January - December 2014*
 Production Period: 11/2014

<u>Production Period</u>	<u>Receipt Segment</u>	<u>Delivery Segment</u>	<u>Service Class</u>	<u>Svc Req Contract</u>	<u>Receipt Location</u>	<u>Receipt Loc Prop</u>	<u>Delivery Location</u>	<u>Delivery Loc Prop</u>	<u>Fuel Quantity</u>
11/2014	MI 7	WI 7	TR	106211	505038	153808	510033	28873	1,076
11/2014	MI 7	WI 7	TR	106955	511136	277072	521172	28846	384
11/2014	MI 7	WI 7	TR	107306	511136	277072	521298	28736	104
11/2014	MI 7	WI 7	TR	107478	511136	277072	521324	28794	1,470
11/2014	MI 7	WI 7	TR	107784	511136	277072	505023	139255	3,870
11/2014	MI 7	WI 7	TR	107877	505038	153808	505023	139255	4,281
11/2014	MI 7	WI 7	TR	107896	510005	246067	505024	139256	3,023
11/2014	MI 7	WI 7	TR	107896	511136	277072	505024	139256	252
11/2014	MI 7	WI 7	TR	107897	505038	153808	505024	139256	7,966
11/2014	MI 7	WI 7	TR	107897	505108	243097	505024	139256	27
11/2014	MI 7	WI 7	TR	107897	511136	277072	505024	139256	543
11/2014	MI 7	WI 7	TR	108014	510005	246067	505023	139255	5,098
11/2014	MI 7	WI 7	TR	108179	505108	243097	521650	269472	136
11/2014	MI 7	WI 7	TR	108179	505108	243097	523032	384134	2,995
11/2014	MI 7	WI 7	TR	108179	510005	246067	523032	384134	91
11/2014	MI 7	WI 7	TR	108179	511136	277072	523032	384134	1,230
11/2014	MI 7	WI 7	TR	108283	505108	243097	521310	28743	372
11/2014	MI 7	WI 7	TR	108283	511136	277072	521310	28743	1,336
11/2014	MI 7	WI 7	TR	108288	505108	243097	521810	36869	24
11/2014	MI 7	WI 7	TR	108288	511136	277072	521810	36869	336
11/2014	MI 7	WI 7	TR	109021	505038	153808	521034	183670	624
11/2014	MI 7	WI 7	TR	109022	505038	153808	521610	261574	652
11/2014	MI 7	WI 7	TR	109023	510005	246067	521034	183670	809
11/2014	MI 7	WI 7	TR	109025	510005	246067	521610	261574	4,660
11/2014	MI 7	WI 7	TR	109179	511136	277072	521176	28859	8
11/2014	MI 7	WI 7	TR	109179	511136	277072	521248	28811	50
11/2014	MI 7	WI 7	TR	109182	505108	243097	521250	28841	10
11/2014	MI 7	WI 7	TR	109182	511136	277072	521250	28841	170
11/2014	MI 7	WI 7	TR	109183	505108	243097	521356	28774	36
11/2014	MI 7	WI 7	TR	109183	511136	277072	521356	28774	504
11/2014	MI 7	WI 7	TR	109218	505038	153808	505023	139255	3,087
11/2014	MI 7	WI 7	TR	109218	505108	243097	505023	139255	118
11/2014	MI 7	WI 7	TR	109218	511136	277072	505023	139255	1,584

**ANR Pipeline Company
 Transportation Services
 Fuel By Route Analysis**

VASCR351

Reporting Year: *January - December 2014*
 Production Period: 11/2014

<u>Production Period</u>	<u>Receipt Segment</u>	<u>Delivery Segment</u>	<u>Service Class</u>	<u>Svc Req Contract</u>	<u>Receipt Location</u>	<u>Receipt Loc Prop</u>	<u>Delivery Location</u>	<u>Delivery Loc Prop</u>	<u>Fuel Quantity</u>
11/2014	MI 7	WI 7	TR	109222	505038	153808	505024	139256	1,818
11/2014	MI 7	WI 7	TR	109222	505108	243097	505024	139256	455
11/2014	MI 7	WI 7	TR	109222	510005	246067	505024	139256	328
11/2014	MI 7	WI 7	TR	109222	511136	277072	505024	139256	318
11/2014	MI 7	WI 7	TR	109415	511136	277072	521316	28831	540
11/2014	MI 7	WI 7	TR	109610	510005	246067	521392	28730	60
11/2014	MI 7	WI 7	TR	109854	505038	153808	505023	139255	1,153
11/2014	MI 7	WI 7	TR	109854	505108	243097	505023	139255	267
11/2014	MI 7	WI 7	TR	109854	510005	246067	505023	139255	607
11/2014	MI 7	WI 7	TR	109854	511136	277072	505023	139255	888
11/2014	MI 7	WI 7	TR	109893	511136	277072	521676	100052	68
11/2014	MI 7	WI 7	TR	109893	511136	277072	523034	384136	46
11/2014	MI 7	WI 7	TR	109950	511136	277072	521676	100052	150
11/2014	MI 7	WI 7	TR	109952	511136	277072	521330	28761	420
11/2014	MI 7	WI 7	TR	109956	511136	277072	521330	28761	3
11/2014	MI 7	WI 7	TR	109974	505038	153808	521164	28842	361
11/2014	MI 7	WI 7	TR	109974	505038	153808	521250	28841	7
11/2014	MI 7	WI 7	TR	109974	505038	153808	521256	174788	105
11/2014	MI 7	WI 7	TR	109974	505038	153808	521258	265372	3
11/2014	MI 7	WI 7	TR	109974	505038	153808	521784	28720	405
11/2014	MI 7	WI 7	TR	109974	505038	153808	521786	28798	256
11/2014	MI 7	WI 7	TR	109974	505038	153808	523034	384136	1,549
11/2014	MI 7	WI 7	TR	109974	505108	243097	521164	28842	38
11/2014	MI 7	WI 7	TR	109974	505108	243097	523034	384136	163
11/2014	MI 7	WI 7	TR	109974	505230	153728	521164	28842	233
11/2014	MI 7	WI 7	TR	109974	505230	153728	521250	28841	106
11/2014	MI 7	WI 7	TR	109974	505230	153728	521784	28720	283
11/2014	MI 7	WI 7	TR	109974	510005	246067	521164	28842	516
11/2014	MI 7	WI 7	TR	109974	510005	246067	521784	28720	15
11/2014	MI 7	WI 7	TR	109974	510005	246067	523034	384136	216
11/2014	MI 7	WI 7	TR	109974	511136	277072	521164	28842	151
11/2014	MI 7	WI 7	TR	109974	511136	277072	521250	28841	7
11/2014	MI 7	WI 7	TR	109974	511136	277072	523034	384136	986

**ANR Pipeline Company
 Transportation Services
 Fuel By Route Analysis**
VASCR351

 Reporting Year: *January - December 2014*
 Production Period: 11/2014

<u>Production Period</u>	<u>Receipt Segment</u>	<u>Delivery Segment</u>	<u>Service Class</u>	<u>Svc Req Contract</u>	<u>Receipt Location</u>	<u>Receipt Loc Prop</u>	<u>Delivery Location</u>	<u>Delivery Loc Prop</u>	<u>Fuel Quantity</u>
11/2014	MI 7	WI 7	TR	109976	505038	153808	523034	384136	1,127
11/2014	MI 7	WI 7	TR	110407	511136	277072	521314	28661	9
11/2014	MI 7	WI 7	TR	110407	511136	277072	521810	36869	230
11/2014	MI 7	WI 7	TR	110885	505038	153808	521012	40226	5
11/2014	MI 7	WI 7	TR	110885	505038	153808	521172	28846	14
11/2014	MI 7	WI 7	TR	110885	505038	153808	521262	36868	4
11/2014	MI 7	WI 7	TR	110904	510005	246067	505025	139257	813
11/2014	MI 7	WI 7	TR	110904	511136	277072	505025	139257	91
11/2014	MI 7	WI 7	TR	110905	505038	153808	505025	139257	452
11/2014	MI 7	WI 7	TR	110905	505108	243097	505025	139257	227
11/2014	MI 7	WI 7	TR	111061	511136	277072	521330	28761	540
11/2014	MI 7	WI 7	TR	111200	511136	277072	505025	139257	360
11/2014	MI 7	WI 7	TR	111201	511136	277072	521172	28846	60
11/2014	MI 7	WI 7	TR	111202	511136	277072	521172	28846	96
11/2014	MI 7	WI 7	TR	111203	511136	277072	521298	28736	75
11/2014	MI 7	WI 7	TR	111284	511136	277072	505024	139256	1,512
11/2014	MI 7	WI 7	TR	111297	511136	277072	505023	139255	150
11/2014	MI 7	WI 7	TR	111316	510005	246067	521370	28788	129
11/2014	MI 7	WI 7	TR	111730	505038	153808	521164	28842	2
11/2014	MI 7	WI 7	TR	111730	505038	153808	521784	28720	91
11/2014	MI 7	WI 7	TR	111730	505038	153808	521786	28798	169
11/2014	MI 7	WI 7	TR	111730	505108	243097	521164	28842	114
11/2014	MI 7	WI 7	TR	111730	505108	243097	523034	384136	362
11/2014	MI 7	WI 7	TR	111730	510005	246067	521164	28842	137
11/2014	MI 7	WI 7	TR	111730	510005	246067	521250	28841	1
11/2014	MI 7	WI 7	TR	111730	510005	246067	521784	28720	1
11/2014	MI 7	WI 7	TR	111730	510005	246067	523034	384136	43
11/2014	MI 7	WI 7	TR	111730	511136	277072	521164	28842	1,592
11/2014	MI 7	WI 7	TR	111730	511136	277072	521250	28841	8
11/2014	MI 7	WI 7	TR	111730	511136	277072	521256	174788	9
11/2014	MI 7	WI 7	TR	111730	511136	277072	521784	28720	47
11/2014	MI 7	WI 7	TR	111730	511136	277072	521786	28798	41
11/2014	MI 7	WI 7	TR	111730	511136	277072	523034	384136	1,904

ANR Pipeline Company Transportation Services Fuel By Route Analysis
--

VASCR351

 Reporting Year: *January - December 2014*
 Production Period: 11/2014

<u>Production Period</u>	<u>Receipt Segment</u>	<u>Delivery Segment</u>	<u>Service Class</u>	<u>Svc Req Contract</u>	<u>Receipt Location</u>	<u>Receipt Loc Prop</u>	<u>Delivery Location</u>	<u>Delivery Loc Prop</u>	<u>Fuel Quantity</u>
11/2014	MI 7	WI 7	TR	111910	505038	153808	521288	28670	1
11/2014	MI 7	WI 7	TR	111910	505108	243097	521288	28670	10
11/2014	MI 7	WI 7	TR	111910	511136	277072	521172	28846	5
11/2014	MI 7	WI 7	TR	111910	511136	277072	521266	28702	3
11/2014	MI 7	WI 7	TR	111928	505108	243097	521172	28846	81
11/2014	MI 7	WI 7	TR	111928	505108	243097	521262	36868	21
11/2014	MI 7	WI 7	TR	111928	505108	243097	521324	28794	18
11/2014	MI 7	WI 7	TR	111928	505108	243097	521344	28734	18
11/2014	MI 7	WI 7	TR	111928	505108	243097	521350	28660	15
11/2014	MI 7	WI 7	TR	111928	505108	243097	523034	384136	24
11/2014	MI 7	WI 7	TR	111928	510005	246067	521172	28846	654
11/2014	MI 7	WI 7	TR	111928	510005	246067	521186	42139	5
11/2014	MI 7	WI 7	TR	111928	510005	246067	521230	28819	3
11/2014	MI 7	WI 7	TR	111928	510005	246067	521242	139405	1
11/2014	MI 7	WI 7	TR	111928	510005	246067	521262	36868	307
11/2014	MI 7	WI 7	TR	111928	510005	246067	521288	28670	5
11/2014	MI 7	WI 7	TR	111928	510005	246067	521298	28736	35
11/2014	MI 7	WI 7	TR	111928	510005	246067	521324	28794	36
11/2014	MI 7	WI 7	TR	111928	510005	246067	521344	28734	36
11/2014	MI 7	WI 7	TR	111928	510005	246067	521350	28660	30
11/2014	MI 7	WI 7	TR	111928	510005	246067	521784	28720	21
11/2014	MI 7	WI 7	TR	111928	510005	246067	521812	40304	10
11/2014	MI 7	WI 7	TR	111928	510005	246067	523032	384134	736
11/2014	MI 7	WI 7	TR	111928	510005	246067	523034	384136	8
11/2014	MI 7	WI 7	TR	111928	511136	277072	521172	28846	216
11/2014	MI 7	WI 7	TR	111928	511136	277072	521186	42139	5
11/2014	MI 7	WI 7	TR	111928	511136	277072	521230	28819	6
11/2014	MI 7	WI 7	TR	111928	511136	277072	521242	139405	2
11/2014	MI 7	WI 7	TR	111928	511136	277072	521262	36868	127
11/2014	MI 7	WI 7	TR	111928	511136	277072	521288	28670	5
11/2014	MI 7	WI 7	TR	111928	511136	277072	521812	40304	10
11/2014	MI 7	WI 7	TR	111928	511158	48644	521266	28702	92
11/2014	MI 7	WI 7	TR	112565	505038	153808	521650	269472	886

ANR Pipeline Company Transportation Services Fuel By Route Analysis
--

VASCR351

 Reporting Year: *January - December 2014*
 Production Period: 11/2014

<u>Production Period</u>	<u>Receipt Segment</u>	<u>Delivery Segment</u>	<u>Service Class</u>	<u>Svc Req Contract</u>	<u>Receipt Location</u>	<u>Receipt Loc Prop</u>	<u>Delivery Location</u>	<u>Delivery Loc Prop</u>	<u>Fuel Quantity</u>
11/2014	MI 7	WI 7	TR	112565	505038	153808	523032	384134	483
11/2014	MI 7	WI 7	TR	112565	510005	246067	523032	384134	273
11/2014	MI 7	WI 7	TR	112901	511136	277072	521292	28806	60
11/2014	MI 7	WI 7	TR	112906	511136	277072	521204	28672	7
11/2014	MI 7	WI 7	TR	112906	511136	277072	521676	100052	7
11/2014	MI 7	WI 7	TR	112906	511136	277072	521810	36869	20
11/2014	MI 7	WI 7	TR	112958	511136	277072	523047	444972	300
11/2014	MI 7	WI 7	TR	113181	505038	153808	510033	28873	19
11/2014	MI 7	WI 7	TR	113181	505038	153808	523034	384136	63
11/2014	MI 7	WI 7	TR	113181	505108	243097	521650	269472	86
11/2014	MI 7	WI 7	TR	113181	510005	246067	523034	384136	55
11/2014	MI 7	WI 7	TR	113239	511136	277072	521814	36934	394
11/2014	MI 7	WI 7	TR	113240	505038	153808	521814	36934	162
11/2014	MI 7	WI 7	TR	113479	505038	153808	523034	384136	226
11/2014	MI 7	WI 7	TR	113537	505038	153808	521164	28842	1,610
11/2014	MI 7	WI 7	TR	113537	505038	153808	521172	28846	912
11/2014	MI 7	WI 7	TR	113537	505038	153808	521250	28841	184
11/2014	MI 7	WI 7	TR	113537	505038	153808	521266	28702	230
11/2014	MI 7	WI 7	TR	113537	505038	153808	521650	269472	7
11/2014	MI 7	WI 7	TR	113537	505038	153808	523032	384134	49
11/2014	MI 7	WI 7	TR	113537	505038	153808	523034	384136	719
11/2014	MI 7	WI 7	TR	113537	511136	277072	510041	11661	276
11/2014	MI 7	WI 7	TR	113537	511136	277072	521172	28846	57
11/2014	MI 7	WI 7	TR	113537	511136	277072	523032	384134	76
11/2014	MI 7	WI 7	TR	113537	511136	277072	523034	384136	77
11/2014	MI 7	WI 7	TR	113544	505038	153808	521172	28846	253
11/2014	MI 7	WI 7	TR	113544	505038	153808	521250	28841	576
11/2014	MI 7	WI 7	TR	113544	505038	153808	521266	28702	212
11/2014	MI 7	WI 7	TR	113544	505038	153808	523032	384134	715
11/2014	MI 7	WI 7	TR	113544	505038	153808	523034	384136	226
11/2014	MI 7	WI 7	TR	113544	511136	277072	521172	28846	18
11/2014	MI 7	WI 7	TR	113544	511136	277072	521250	28841	108
11/2014	MI 7	WI 7	TR	113544	511136	277072	523032	384134	70

**ANR Pipeline Company
 Transportation Services
 Fuel By Route Analysis**
VASCR351

 Reporting Year: *January - December 2014*
 Production Period: **11/2014**

<u>Production Period</u>	<u>Receipt Segment</u>	<u>Delivery Segment</u>	<u>Service Class</u>	<u>Svc Req Contract</u>	<u>Receipt Location</u>	<u>Receipt Loc Prop</u>	<u>Delivery Location</u>	<u>Delivery Loc Prop</u>	<u>Fuel Quantity</u>
11/2014	MI 7	WI 7	TR	113544	511136	277072	523034	384136	73
11/2014	MI 7	WI 7	TR	113544	511144	48642	523032	384134	2
11/2014	MI 7	WI 7	TR	113544	511158	48644	521250	28841	49
11/2014	MI 7	WI 7	TR	113710	505038	153808	505023	139255	1,647
11/2014	MI 7	WI 7	TR	113710	511136	277072	505023	139255	4,116
11/2014	MI 7	WI 7	TR	113877	511136	277072	521178	28883	30
11/2014	MI 7	WI 7	TR	113877	511136	277072	521202	28682	30
11/2014	MI 7	WI 7	TR	113877	511136	277072	521218	28865	30
11/2014	MI 7	WI 7	TR	113877	511136	277072	521268	40497	60
11/2014	MI 7	WI 7	TR	113877	511136	277072	521288	28670	60
11/2014	MI 7	WI 7	TR	113878	511136	277072	521784	28720	120
11/2014	MI 7	WI 7	TR	113879	511136	277072	521350	28660	90
11/2014	MI 7	WI 7	TR	113880	511136	277072	521786	28798	210
11/2014	MI 7	WI 7	TR	113881	511136	277072	521198	28782	30
11/2014	MI 7	WI 7	TR	113882	511136	277072	521374	28662	30
11/2014	MI 7	WI 7	TR	113883	511136	277072	521382	174790	30
11/2014	MI 7	WI 7	TR	113884	511136	277072	521246	28844	240
11/2014	MI 7	WI 7	TR	113886	511136	277072	521166	40496	120
11/2014	MI 7	WI 7	TR	113887	511136	277072	521186	42139	30
11/2014	MI 7	WI 7	TR	113889	511136	277072	521178	28883	120
11/2014	MI 7	WI 7	TR	113890	511136	277072	521172	28846	8
11/2014	MI 7	WI 7	TR	113890	511136	277072	521214	40197	82
11/2014	MI 7	WI 7	TR	113895	511136	277072	521320	28740	30
11/2014	MI 7	WI 7	TR	113901	511136	277072	521378	28704	30
11/2014	MI 7	WI 7	TR	113904	511136	277072	521210	28828	120
11/2014	MI 7	WI 7	TR	113906	511136	277072	521344	28734	60
11/2014	MI 7	WI 7	TR	113910	511136	277072	521310	28743	30
11/2014	MI 7	WI 7	TR	113914	511136	277072	521180	28875	30
11/2014	MI 7	WI 7	TR	113915	511136	277072	521246	28844	240
11/2014	MI 7	WI 7	TR	113916	511136	277072	521316	28831	30
11/2014	MI 7	WI 7	TR	113917	511136	277072	521194	40223	30
11/2014	MI 7	WI 7	TR	113919	511136	277072	521168	28834	210
11/2014	MI 7	WI 7	TR	113921	511136	277072	521260	36867	60

ANR Pipeline Company Transportation Services Fuel By Route Analysis

VASCR351

Reporting Year: *January - December 2014*
 Production Period: **11/2014**

<u>Production Period</u>	<u>Receipt Segment</u>	<u>Delivery Segment</u>	<u>Service Class</u>	<u>Svc Req Contract</u>	<u>Receipt Location</u>	<u>Receipt Loc Prop</u>	<u>Delivery Location</u>	<u>Delivery Loc Prop</u>	<u>Fuel Quantity</u>
11/2014	MI 7	WI 7	TR	113922	511136	277072	521784	28720	330
11/2014	MI 7	WI 7	TR	113924	511136	277072	521814	36934	60
11/2014	MI 7	WI 7	TR	113925	511136	277072	521248	28811	30
11/2014	MI 7	WI 7	TR	113928	511136	277072	521240	28759	60
11/2014	MI 7	WI 7	TR	113930	511136	277072	521246	28844	138
11/2014	MI 7	WI 7	TR	113930	511136	277072	521374	28662	102
11/2014	MI 7	WI 7	TR	113933	511136	277072	521204	28672	120
11/2014	MI 7	WI 7	TR	113936	511136	277072	521248	28811	120
11/2014	MI 7	WI 7	TR	113937	511136	277072	523034	384136	240
11/2014	MI 7	WI 7	TR	113938	511136	277072	521184	40224	30
11/2014	MI 7	WI 7	TR	113941	511136	277072	521270	28676	30
11/2014	MI 7	WI 7	TR	113944	511136	277072	521784	28720	180
11/2014	MI 7	WI 7	TR	113945	511136	277072	521814	36934	240
11/2014	MI 7	WI 7	TR	113950	511136	277072	521260	36867	30
11/2014	MI 7	WI 7	TR	113953	511136	277072	521202	28682	30
11/2014	MI 7	WI 7	TR	113956	511136	277072	521324	28794	90
11/2014	MI 7	WI 7	TR	113960	511136	277072	521370	28788	60
11/2014	MI 7	WI 7	TR	113961	511136	277072	521286	28853	30
11/2014	MI 7	WI 7	TR	113963	511136	277072	521336	28738	30
11/2014	MI 7	WI 7	TR	113966	511136	277072	521812	40304	30
11/2014	MI 7	WI 7	TR	113975	511136	277072	521370	28788	60
11/2014	MI 7	WI 7	TR	113976	511136	277072	521012	40226	210
11/2014	MI 7	WI 7	TR	113976	511136	277072	521196	28771	30
11/2014	MI 7	WI 7	TR	113981	511136	277072	521374	28662	60
11/2014	MI 7	WI 7	TR	113987	511136	277072	521172	28846	15
11/2014	MI 7	WI 7	TR	113987	511136	277072	521218	28865	90
11/2014	MI 7	WI 7	TR	113987	511136	277072	521226	28881	75
11/2014	MI 7	WI 7	TR	113987	511136	277072	521262	36868	150
11/2014	MI 7	WI 7	TR	113987	511136	277072	521784	28720	480
11/2014	MI 7	WI 7	TR	113992	511136	277072	521386	174791	30
11/2014	MI 7	WI 7	TR	113994	511136	277072	521172	28846	90
11/2014	MI 7	WI 7	TR	113994	511136	277072	521784	28720	30
11/2014	MI 7	WI 7	TR	113998	511136	277072	521200	28679	30

ANR Pipeline Company Transportation Services Fuel By Route Analysis
--

VASCR351

 Reporting Year: *January - December 2014*
 Production Period: 11/2014

<u>Production Period</u>	<u>Receipt Segment</u>	<u>Delivery Segment</u>	<u>Service Class</u>	<u>Svc Req Contract</u>	<u>Receipt Location</u>	<u>Receipt Loc Prop</u>	<u>Delivery Location</u>	<u>Delivery Loc Prop</u>	<u>Fuel Quantity</u>
11/2014	MI 7	WI 7	TR	113999	511136	277072	521230	28819	60
11/2014	MI 7	WI 7	TR	114000	511136	277072	521174	28778	60
11/2014	MI 7	WI 7	TR	114004	511136	277072	521012	40226	120
11/2014	MI 7	WI 7	TR	114005	511136	277072	521676	100052	150
11/2014	MI 7	WI 7	TR	114006	511136	277072	521262	36868	30
11/2014	MI 7	WI 7	TR	114007	511136	277072	521168	28834	150
11/2014	MI 7	WI 7	TR	114015	511136	277072	521172	28846	270
11/2014	MI 7	WI 7	TR	114091	505038	153808	505024	139256	28
11/2014	MI 7	WI 7	TR	114490	505108	243097	521314	28661	46
11/2014	MI 7	WI 7	TR	114490	505108	243097	523032	384134	88
11/2014	MI 7	WI 7	TR	114490	510005	246067	521164	28842	180
11/2014	MI 7	WI 7	TR	114490	511136	277072	521164	28842	134
11/2014	MI 7	WI 7	TR	114490	511136	277072	523032	384134	87
11/2014	MI 7	WI 7	TR	114492	505108	243097	510033	28873	6,137
11/2014	MI 7	WI 7	TR	114497	511136	277072	521012	40226	20
11/2014	MI 7	WI 7	TR	114497	511136	277072	521172	28846	21
11/2014	MI 7	WI 7	TR	114497	511136	277072	521178	28883	26
11/2014	MI 7	WI 7	TR	114497	511136	277072	521200	28679	6
11/2014	MI 7	WI 7	TR	114497	511136	277072	521204	28672	4
11/2014	MI 7	WI 7	TR	114497	511136	277072	521210	28828	5
11/2014	MI 7	WI 7	TR	114497	511136	277072	521214	40197	3
11/2014	MI 7	WI 7	TR	114497	511136	277072	521222	28765	2
11/2014	MI 7	WI 7	TR	114497	511136	277072	521238	28836	2
11/2014	MI 7	WI 7	TR	114497	511136	277072	521240	28759	18
11/2014	MI 7	WI 7	TR	114497	511136	277072	521246	28844	39
11/2014	MI 7	WI 7	TR	114497	511136	277072	521262	36868	3
11/2014	MI 7	WI 7	TR	114497	511136	277072	521266	28702	35
11/2014	MI 7	WI 7	TR	114497	511136	277072	521298	28736	4
11/2014	MI 7	WI 7	TR	114497	511136	277072	521322	28868	3
11/2014	MI 7	WI 7	TR	114497	511136	277072	521344	28734	4
11/2014	MI 7	WI 7	TR	114497	511136	277072	521350	28660	4
11/2014	MI 7	WI 7	TR	114497	511136	277072	521676	100052	34
11/2014	MI 7	WI 7	TR	114497	511136	277072	521784	28720	30

**ANR Pipeline Company
 Transportation Services
 Fuel By Route Analysis**
VASCR351

 Reporting Year: *January - December 2014*
 Production Period: 11/2014

<u>Production Period</u>	<u>Receipt Segment</u>	<u>Delivery Segment</u>	<u>Service Class</u>	<u>Svc Req Contract</u>	<u>Receipt Location</u>	<u>Receipt Loc Prop</u>	<u>Delivery Location</u>	<u>Delivery Loc Prop</u>	<u>Fuel Quantity</u>
11/2014	MI 7	WI 7	TR	114497	511136	277072	521786	28798	10
11/2014	MI 7	WI 7	TR	114497	511136	277072	521814	36934	2
11/2014	MI 7	WI 7	TR	114497	511136	277072	523032	384134	24
11/2014	MI 7	WI 7	TR	114497	511136	277072	523034	384136	5
11/2014	MI 7	WI 7	TR	114525	511136	277072	521200	28679	30
11/2014	MI 7	WI 7	TR	114667	505108	243097	510033	28873	1,390
11/2014	MI 7	WI 7	TR	114667	511136	277072	510033	28873	308
11/2014	MI 7	WI 7	TR	114668	505038	153808	521256	174788	11
11/2014	MI 7	WI 7	TR	114668	505038	153808	521258	265372	3
11/2014	MI 7	WI 7	TR	114668	505038	153808	521786	28798	166
11/2014	MI 7	WI 7	TR	114677	505108	243097	521288	28670	156
11/2014	MI 7	WI 7	TR	114677	511136	277072	521288	28670	897
11/2014	MI 7	WI 7	TR	114823	511136	277072	521266	28702	330
11/2014	MI 7	WI 7	TR	115067	505038	153808	505024	139256	140
11/2014	MI 7	WI 7	TR	115224	511136	277072	521012	40226	30
11/2014	MI 7	WI 7	TR	115823	505038	153808	521172	28846	108
11/2014	MI 7	WI 7	TR	115823	505038	153808	521176	28859	6
11/2014	MI 7	WI 7	TR	115823	505038	153808	521178	28883	10
11/2014	MI 7	WI 7	TR	115823	505038	153808	521186	42139	14
11/2014	MI 7	WI 7	TR	115823	505038	153808	521190	28825	2
11/2014	MI 7	WI 7	TR	115823	505038	153808	521196	28771	53
11/2014	MI 7	WI 7	TR	115823	505038	153808	521262	36868	56
11/2014	MI 7	WI 7	TR	115823	505038	153808	521266	28702	84
11/2014	MI 7	WI 7	TR	115823	505038	153808	521322	28868	24
11/2014	MI 7	WI 7	TR	115823	505038	153808	521324	28794	14
11/2014	MI 7	WI 7	TR	115823	505038	153808	521350	28660	14
11/2014	MI 7	WI 7	TR	115823	505038	153808	521814	36934	6
11/2014	MI 7	WI 7	TR	115823	505108	243097	521172	28846	18
11/2014	MI 7	WI 7	TR	115823	511136	277072	521172	28846	277
11/2014	MI 7	WI 7	TR	115823	511136	277072	521176	28859	18
11/2014	MI 7	WI 7	TR	115823	511136	277072	521178	28883	75
11/2014	MI 7	WI 7	TR	115823	511136	277072	521186	42139	42
11/2014	MI 7	WI 7	TR	115823	511136	277072	521190	28825	1

ANR Pipeline Company Transportation Services Fuel By Route Analysis
--

VASCR351

 Reporting Year: *January - December 2014*
 Production Period: 11/2014

<u>Production Period</u>	<u>Receipt Segment</u>	<u>Delivery Segment</u>	<u>Service Class</u>	<u>Svc Req Contract</u>	<u>Receipt Location</u>	<u>Receipt Loc Prop</u>	<u>Delivery Location</u>	<u>Delivery Loc Prop</u>	<u>Fuel Quantity</u>
11/2014	MI 7	WI 7	TR	115823	511136	277072	521196	28771	124
11/2014	MI 7	WI 7	TR	115823	511136	277072	521262	36868	42
11/2014	MI 7	WI 7	TR	115823	511136	277072	521266	28702	182
11/2014	MI 7	WI 7	TR	115823	511136	277072	521288	28670	64
11/2014	MI 7	WI 7	TR	115823	511136	277072	521322	28868	12
11/2014	MI 7	WI 7	TR	115823	511136	277072	521324	28794	7
11/2014	MI 7	WI 7	TR	115823	511136	277072	521350	28660	42
11/2014	MI 7	WI 7	TR	115823	511136	277072	521814	36934	18
11/2014	MI 7	WI 7	TR	115931	511136	277072	521298	28736	60
11/2014	MI 7	WI 7	TR	115957	505038	153808	505504	854822	631
11/2014	MI 7	WI 7	TR	116064	505038	153808	505025	139257	435
11/2014	MI 7	WI 7	TR	116064	505108	243097	505025	139257	273
11/2014	MI 7	WI 7	TR	116064	510005	246067	505025	139257	272
11/2014	MI 7	WI 7	TR	116064	511136	277072	505025	139257	91
11/2014	MI 7	WI 7	TR	117335	505038	153808	505021	139253	3,691
11/2014	MI 7	WI 7	TR	117335	505108	243097	505021	139253	273
11/2014	MI 7	WI 7	TR	117336	511136	277072	521810	36869	958
11/2014	MI 7	WI 7	TR	117349	505038	153808	521262	36868	721
11/2014	MI 7	WI 7	TR	117358	505108	243097	505021	139253	1,939
11/2014	MI 7	WI 7	TR	118149	511136	277072	521676	100052	1,380
11/2014	MI 7	WI 7	TR	118787	505038	153808	505024	139256	158
11/2014	MI 7	WI 7	TR	118793	505038	153808	505023	139255	913
11/2014	MI 7	WI 7	TR	118840	505038	153808	505023	139255	294
11/2014	MI 7	WI 7	TR	118840	505108	243097	505023	139255	634
11/2014	MI 7	WI 7	TR	118840	510005	246067	505023	139255	182
11/2014	MI 7	WI 7	TR	118840	511136	277072	505023	139255	5,342
11/2014	MI 7	WI 7	TR	120144	505038	153808	521288	28670	37
11/2014	MI 7	WI 7	TR	120144	511136	277072	521172	28846	328
11/2014	MI 7	WI 7	TR	120144	511136	277072	521176	28859	12
11/2014	MI 7	WI 7	TR	120144	511136	277072	521178	28883	20
11/2014	MI 7	WI 7	TR	120144	511136	277072	521186	42139	28
11/2014	MI 7	WI 7	TR	120144	511136	277072	521190	28825	4
11/2014	MI 7	WI 7	TR	120144	511136	277072	521196	28771	152

**ANR Pipeline Company
 Transportation Services
 Fuel By Route Analysis**
VASCR351

 Reporting Year: *January - December 2014*
 Production Period: 11/2014

<u>Production Period</u>	<u>Receipt Segment</u>	<u>Delivery Segment</u>	<u>Service Class</u>	<u>Svc Req Contract</u>	<u>Receipt Location</u>	<u>Receipt Loc Prop</u>	<u>Delivery Location</u>	<u>Delivery Loc Prop</u>	<u>Fuel Quantity</u>
11/2014	MI 7	WI 7	TR	120144	511136	277072	521262	36868	167
11/2014	MI 7	WI 7	TR	120144	511136	277072	521266	28702	211
11/2014	MI 7	WI 7	TR	120144	511136	277072	521288	28670	105
11/2014	MI 7	WI 7	TR	120144	511136	277072	521322	28868	48
11/2014	MI 7	WI 7	TR	120144	511136	277072	521324	28794	28
11/2014	MI 7	WI 7	TR	120144	511136	277072	521350	28660	28
11/2014	MI 7	WI 7	TR	120144	511136	277072	521814	36934	12
11/2014	MI 7	WI 7	TR	120802	511158	48644	523034	384136	138
11/2014	MI 7	WI 7	TR	120880	510005	246067	521396	150407	30
11/2014	MI 7	WI 7	TR	120953	505038	153808	523034	384136	21
11/2014	MI 7	WI 7	TR	121282	511136	277072	521204	28672	53
11/2014	MI 7	WI 7	TR	121282	511136	277072	521810	36869	4
11/2014	MI 7	WI 7	TR	121284	511136	277072	521202	28682	28
11/2014	MI 7	WI 7	TR	121284	511136	277072	521314	28661	79
11/2014	MI 7	WI 7	TR	121481	511136	277072	521180	28875	30
11/2014	MI 7	WI 7	TR	121932	505108	243097	521266	28702	46
11/2014	MI 7	WI 7	TR	121932	511136	277072	521266	28702	147
11/2014	MI 7	WI 7	TR	122014	511136	277072	521314	28661	540
11/2014	MI 7	WI 7	TR	122177	511136	277072	523034	384136	46
11/2014	MI 7	WI 7	TR	123289	505038	153808	521172	28846	298
11/2014	MI 7	WI 7	TR	123289	505038	153808	521250	28841	406
11/2014	MI 7	WI 7	TR	123289	505038	153808	523034	384136	34
11/2014	MI 7	WI 7	TR	123289	505038	153808	523035	387791	320
11/2014	MI 7	WI 7	TR	123289	505108	243097	523034	384136	92
11/2014	MI 7	WI 7	TR	123289	505108	243097	523035	387791	211
11/2014	MI 7	WI 7	TR	123289	510005	246067	523034	384136	129
11/2014	MI 7	WI 7	TR	123289	510005	246067	523035	387791	65
11/2014	MI 7	WI 7	TR	123289	510029	2610	523035	387791	326
11/2014	MI 7	WI 7	TR	123289	511128	139396	521250	28841	19
11/2014	MI 7	WI 7	TR	123289	511136	277072	523035	387791	398
11/2014	MI 7	WI 7	TR	123292	505038	153808	521172	28846	228
11/2014	MI 7	WI 7	TR	123292	505038	153808	523035	387791	259
11/2014	MI 7	WI 7	TR	123292	505108	243097	523035	387791	224

**ANR Pipeline Company
 Transportation Services
 Fuel By Route Analysis**
VASCR351

 Reporting Year: *January - December 2014*
 Production Period: 11/2014

<u>Production Period</u>	<u>Receipt Segment</u>	<u>Delivery Segment</u>	<u>Service Class</u>	<u>Svc Req Contract</u>	<u>Receipt Location</u>	<u>Receipt Loc Prop</u>	<u>Delivery Location</u>	<u>Delivery Loc Prop</u>	<u>Fuel Quantity</u>
11/2014	MI 7	WI 7	TR	123292	510029	2610	510033	28873	84
11/2014	MI 7	WI 7	TR	123292	510029	2610	523034	384136	54
11/2014	MI 7	WI 7	TR	123292	510029	2610	523035	387791	60
11/2014	MI 7	WI 7	TR	123292	511136	277072	523035	387791	285
11/2014	MI 7	WI 7	TR	123295	505038	153808	521172	28846	71
11/2014	MI 7	WI 7	TR	123295	505038	153808	523035	387791	203
11/2014	MI 7	WI 7	TR	123295	505108	243097	523035	387791	83
11/2014	MI 7	WI 7	TR	123295	510029	2610	523035	387791	47
11/2014	MI 7	WI 7	TR	123295	511136	277072	523035	387791	141
11/2014	MI 7	WI 7	TR	123389	510005	246067	521392	28730	30
11/2014	MI 7	WI 7	TR	123397	505108	243097	521266	28702	150
11/2014	MI 7	WI 7	TR	123397	510005	246067	521266	28702	90
11/2014	MI 7	WI 7	TR	123398	510005	246067	521392	28730	150
11/2014	MI 7	WI 7	TR	123399	510005	246067	521392	28730	120
11/2014	MI 7	WI 7	TR	123631	505038	153808	521250	28841	19
11/2014	MI 7	WI 7	TR	123631	505038	153808	523034	384136	58
11/2014	MI 7	WI 7	TR	123631	505038	153808	523035	387791	809
11/2014	MI 7	WI 7	TR	123631	505108	243097	523035	387791	58
11/2014	MI 7	WI 7	TR	123631	505230	153728	523034	384136	184
11/2014	MI 7	WI 7	TR	123631	505230	153728	523035	387791	10
11/2014	MI 7	WI 7	TR	123631	510005	246067	523035	387791	48
11/2014	MI 7	WI 7	TR	123631	510029	2610	523035	387791	49
11/2014	MI 7	WI 7	TR	123631	511136	277072	523035	387791	821
11/2014	MI 7	WI 7	TR	123643	511136	277072	521012	40226	63
11/2014	MI 7	WI 7	TR	123643	511136	277072	521164	28842	80
11/2014	MI 7	WI 7	TR	123643	511136	277072	521250	28841	117
11/2014	MI 7	WI 7	TR	123643	511136	277072	521316	28831	32
11/2014	MI 7	WI 7	TR	123643	511136	277072	521676	100052	171
11/2014	MI 7	WI 7	TR	123648	511136	277072	521210	28828	1
11/2014	MI 7	WI 7	TR	123648	511136	277072	521238	28836	169
11/2014	MI 7	WI 7	TR	123648	511136	277072	521316	28831	89
11/2014	MI 7	WI 7	TR	123648	511136	277072	523034	384136	71
11/2014	MI 7	WI 7	TR	123743	505038	153808	521172	28846	47

**ANR Pipeline Company
 Transportation Services
 Fuel By Route Analysis**
VASCR351

 Reporting Year: *January - December 2014*
 Production Period: 11/2014

<u>Production Period</u>	<u>Receipt Segment</u>	<u>Delivery Segment</u>	<u>Service Class</u>	<u>Svc Req Contract</u>	<u>Receipt Location</u>	<u>Receipt Loc Prop</u>	<u>Delivery Location</u>	<u>Delivery Loc Prop</u>	<u>Fuel Quantity</u>
11/2014	MI 7	WI 7	TR	123743	511136	277072	521172	28846	862
11/2014	MI 7	WI 7	TR	124050	505038	153808	521164	28842	92
11/2014	MI 7	WI 7	TR	124050	505038	153808	521172	28846	902
11/2014	MI 7	WI 7	TR	124050	505038	153808	521250	28841	587
11/2014	MI 7	WI 7	TR	124050	505038	153808	521650	269472	191
11/2014	MI 7	WI 7	TR	124050	505038	153808	523032	384134	341
11/2014	MI 7	WI 7	TR	124050	505038	153808	523034	384136	414
11/2014	MI 7	WI 7	TR	124050	505108	243097	521250	28841	13
11/2014	MI 7	WI 7	TR	124050	510005	246067	523032	384134	93
11/2014	MI 7	WI 7	TR	124050	511136	277072	521172	28846	369
11/2014	MI 7	WI 7	TR	124050	511136	277072	523032	384134	64
11/2014	MI 7	WI 7	TR	124050	511136	277072	523034	384136	282
11/2014	MI 7	WI 7	TR	124050	511144	48642	523034	384136	184
11/2014	MI 7	WI 7	TR	124050	511158	48644	521172	28846	58
11/2014	MI 7	WI 7	TR	124050	511158	48644	523032	384134	42
11/2014	MI 7	WI 7	TR	124054	505038	153808	521172	28846	807
11/2014	MI 7	WI 7	TR	124054	505038	153808	521250	28841	138
11/2014	MI 7	WI 7	TR	124054	505038	153808	521266	28702	228
11/2014	MI 7	WI 7	TR	124054	505038	153808	521650	269472	67
11/2014	MI 7	WI 7	TR	124054	505038	153808	523032	384134	179
11/2014	MI 7	WI 7	TR	124054	505038	153808	523034	384136	70
11/2014	MI 7	WI 7	TR	124054	511136	277072	523034	384136	78
11/2014	MI 7	WI 7	TR	124054	511144	48642	523034	384136	111
11/2014	MI 7	WI 7	TR	124086	505038	153808	521172	28846	462
11/2014	MI 7	WI 7	TR	124086	505108	243097	521172	28846	408
11/2014	MI 7	WI 7	TR	124086	510005	246067	521172	28846	760
11/2014	MI 7	WI 7	TR	124086	511136	277072	521172	28846	773
11/2014	MI 7	WI 7	TR	124174	511136	277072	521266	28702	510
11/2014	MI 7	WI 7	TR	124175	511136	277072	521314	28661	180
11/2014	MI 7	WI 7	TR	124176	511136	277072	521298	28736	120
11/2014	MI 7	WI 7	TR	124177	511136	277072	521188	28862	30
11/2014	MI 7	WI 7	TR	124178	511136	277072	521322	28868	60
11/2014	MI 7	WI 7	TR	124556	505108	243097	521314	28661	46

**ANR Pipeline Company
 Transportation Services
 Fuel By Route Analysis**

VASCR351

Reporting Year: *January - December 2014*
 Production Period: 11/2014

<u>Production Period</u>	<u>Receipt Segment</u>	<u>Delivery Segment</u>	<u>Service Class</u>	<u>Svc Req Contract</u>	<u>Receipt Location</u>	<u>Receipt Loc Prop</u>	<u>Delivery Location</u>	<u>Delivery Loc Prop</u>	<u>Fuel Quantity</u>
11/2014	MI 7	WI 7	TR	124556	510005	246067	521676	100052	105
11/2014	MI 7	WI 7	TR	124556	511136	277072	521314	28661	85
11/2014	MI 7	WI 7	TR	124556	511136	277072	521676	100052	94
11/2014	MI 7	WI 7	TR	124627	505038	153808	505024	139256	152
11/2014	MI 7	WI 7	TR	124627	511136	277072	505024	139256	910
11/2014	MI 7	WI 7	TR	124705	511136	277072	521262	36868	90
11/2014	MI 7	WI 7	TR	124706	511136	277072	521266	28702	82
11/2014	MI 7	WI 7	TR	124938	505108	243097	521172	28846	164
11/2014	MI 7	WI 7	TR	124938	505108	243097	521250	28841	92
11/2014	MI 7	WI 7	TR	124938	505108	243097	521314	28661	46
11/2014	MI 7	WI 7	TR	124938	505108	243097	523032	384134	96
11/2014	MI 7	WI 7	TR	124938	505108	243097	523034	384136	275
11/2014	MI 7	WI 7	TR	124938	510005	246067	521172	28846	230
11/2014	MI 7	WI 7	TR	124938	510005	246067	521250	28841	211
11/2014	MI 7	WI 7	TR	124939	505038	153808	521164	28842	6
11/2014	MI 7	WI 7	TR	124939	505038	153808	521250	28841	38
11/2014	MI 7	WI 7	TR	124939	505108	243097	521164	28842	14
11/2014	MI 7	WI 7	TR	124939	505108	243097	521172	28846	48
11/2014	MI 7	WI 7	TR	124939	510005	246067	521172	28846	63
11/2014	MI 7	WI 7	TR	124939	511136	277072	521164	28842	13
11/2014	MI 7	WI 7	TR	124939	511136	277072	521250	28841	73
11/2014	MI 7	WI 7	TR	124940	505038	153808	521164	28842	28
11/2014	MI 7	WI 7	TR	124940	505108	243097	521250	28841	45
11/2014	MI 7	WI 7	TR	124940	510005	246067	521172	28846	71
11/2014	MI 7	WI 7	TR	124940	511136	277072	521012	40226	12
11/2014	MI 7	WI 7	TR	124940	511136	277072	521164	28842	55
11/2014	MI 7	WI 7	TR	124940	511136	277072	521168	28834	5
11/2014	MI 7	WI 7	TR	124940	511136	277072	521178	28883	2
11/2014	MI 7	WI 7	TR	124940	511136	277072	521196	28771	3
11/2014	MI 7	WI 7	TR	124940	511136	277072	521200	28679	3
11/2014	MI 7	WI 7	TR	124940	511136	277072	521222	28765	1
11/2014	MI 7	WI 7	TR	124940	511136	277072	521246	28844	18
11/2014	MI 7	WI 7	TR	124940	511136	277072	521250	28841	7

ANR Pipeline Company Transportation Services Fuel By Route Analysis

VASCR351

Reporting Year: *January - December 2014*
 Production Period: 11/2014

<u>Production Period</u>	<u>Receipt Segment</u>	<u>Delivery Segment</u>	<u>Service Class</u>	<u>Svc Req Contract</u>	<u>Receipt Location</u>	<u>Receipt Loc Prop</u>	<u>Delivery Location</u>	<u>Delivery Loc Prop</u>	<u>Fuel Quantity</u>
11/2014	MI 7	WI 7	TR	124940	511136	277072	521298	28736	6
11/2014	MI 7	WI 7	TR	124940	511136	277072	521322	28868	3
11/2014	MI 7	WI 7	TR	124940	511136	277072	521344	28734	4
11/2014	MI 7	WI 7	TR	124940	511136	277072	521676	100052	7
11/2014	MI 7	WI 7	TR	124940	511136	277072	521784	28720	8
11/2014	MI 7	WI 7	TR	124940	511136	277072	521786	28798	5
11/2014	MI 7	WI 7	TR	124960	510005	246067	505023	139255	5,249
11/2014	MI 7	WI 7	TR	124961	511136	277072	505024	139256	1,148
11/2014	MI 7	WI 7	TR	124993	505038	153808	523035	387791	208
11/2014	MI 7	WI 7	TR	125002	505038	153808	521654	284917	83
11/2014	MI 7	WI 7	TR	125002	505038	153808	523034	384136	313
11/2014	MI 7	WI 7	TR	125002	505038	153808	523035	387791	1,415
11/2014	MI 7	WI 7	TR	125002	505108	243097	523034	384136	32
11/2014	MI 7	WI 7	TR	125002	510005	246067	523035	387791	806
11/2014	MI 7	WI 7	TR	125002	510029	2610	523034	384136	23
11/2014	MI 7	WI 7	TR	125002	510029	2610	523035	387791	182
11/2014	MI 7	WI 7	TR	125002	511136	277072	523035	387791	1,871
11/2014	MI 7	WI 7	TR	125014	511136	277072	521262	36868	90
11/2014	MI 7	WI 7	TR	125014	511136	277072	521812	40304	30
11/2014	MI 7	WI 7	TR	125046	505108	243097	521172	28846	12
11/2014	MI 7	WI 7	TR	125046	511136	277072	521172	28846	10
11/2014	MI 7	WI 7	TR	125046	511136	277072	521176	28859	3
11/2014	MI 7	WI 7	TR	125046	511136	277072	521246	28844	11
11/2014	MI 7	WI 7	TR	125046	511136	277072	521394	36936	9
11/2014	MI 7	WI 7	TR	125118	510005	246067	521172	28846	21
11/2014	MI 7	WI 7	TR	125118	511136	277072	521012	40226	5
11/2014	MI 7	WI 7	TR	125118	511136	277072	521172	28846	100
11/2014	MI 7	WI 7	TR	125118	511136	277072	521180	28875	117
11/2014	MI 7	WI 7	TR	125118	511136	277072	521182	28854	46
11/2014	MI 7	WI 7	TR	125118	511136	277072	521214	40197	33
11/2014	MI 7	WI 7	TR	125118	511136	277072	521220	28766	18
11/2014	MI 7	WI 7	TR	125118	511136	277072	521246	28844	126
11/2014	MI 7	WI 7	TR	125118	511136	277072	521250	28841	157

ANR Pipeline Company Transportation Services Fuel By Route Analysis
--

VASCR351

 Reporting Year: *January - December 2014*
 Production Period: 11/2014

<u>Production Period</u>	<u>Receipt Segment</u>	<u>Delivery Segment</u>	<u>Service Class</u>	<u>Svc Req Contract</u>	<u>Receipt Location</u>	<u>Receipt Loc Prop</u>	<u>Delivery Location</u>	<u>Delivery Loc Prop</u>	<u>Fuel Quantity</u>
11/2014	MI 7	WI 7	TR	125118	511136	277072	521298	28736	8
11/2014	MI 7	WI 7	TR	125118	511136	277072	521322	28868	132
11/2014	MI 7	WI 7	TR	125118	511136	277072	521356	28774	31
11/2014	MI 7	WI 7	TR	125118	511136	277072	521370	28788	59
11/2014	MI 7	WI 7	TR	125118	511136	277072	521676	100052	82
11/2014	MI 7	WI 7	TR	125118	511136	277072	521786	28798	4
11/2014	MI 7	WI 7	TR	125119	505038	153808	521172	28846	18
11/2014	MI 7	WI 7	TR	125119	505038	153808	521250	28841	12
11/2014	MI 7	WI 7	TR	125119	511136	277072	521322	28868	81
11/2014	MI 7	WI 7	TR	125129	511136	277072	521204	28672	125
11/2014	MI 7	WI 7	TR	125129	511136	277072	521280	28684	18
11/2014	MI 7	WI 7	TR	125130	511136	277072	521210	28828	109
11/2014	MI 7	WI 7	TR	125130	511136	277072	521246	28844	126
11/2014	MI 7	WI 7	TR	125130	511136	277072	521336	28738	68
11/2014	MI 7	WI 7	TR	125130	511136	277072	523034	384136	422
11/2014	MI 7	WI 7	TR	125131	511136	277072	521176	28859	72
11/2014	MI 7	WI 7	TR	125131	511136	277072	521188	28862	7
11/2014	MI 7	WI 7	TR	125131	511136	277072	521340	28732	196
11/2014	MI 7	WI 7	TR	125131	511136	277072	521392	28730	120
11/2014	MI 7	WI 7	TR	125132	510005	246067	521266	28702	21
11/2014	MI 7	WI 7	TR	125132	511136	277072	521192	28823	1
11/2014	MI 7	WI 7	TR	125132	511136	277072	521196	28771	30
11/2014	MI 7	WI 7	TR	125132	511136	277072	521230	28819	78
11/2014	MI 7	WI 7	TR	125132	511136	277072	521266	28702	359
11/2014	MI 7	WI 7	TR	125132	511136	277072	521330	28761	111
11/2014	MI 7	WI 7	TR	125132	511136	277072	521372	11703	7
11/2014	MI 7	WI 7	TR	125133	511136	277072	521168	28834	45
11/2014	MI 7	WI 7	TR	125133	511136	277072	521176	28859	2
11/2014	MI 7	WI 7	TR	125133	511136	277072	521250	28841	7
11/2014	MI 7	WI 7	TR	125133	511136	277072	521344	28734	75
11/2014	MI 7	WI 7	TR	125134	511136	277072	523034	384136	150
11/2014	MI 7	WI 7	TR	125135	510005	246067	521318	28829	266
11/2014	MI 7	WI 7	TR	125135	510005	246067	523034	384136	5

ANR Pipeline Company Transportation Services Fuel By Route Analysis
--

VASCR351

 Reporting Year: *January - December 2014*
 Production Period: 11/2014

<u>Production Period</u>	<u>Receipt Segment</u>	<u>Delivery Segment</u>	<u>Service Class</u>	<u>Svc Req Contract</u>	<u>Receipt Location</u>	<u>Receipt Loc Prop</u>	<u>Delivery Location</u>	<u>Delivery Loc Prop</u>	<u>Fuel Quantity</u>
11/2014	MI 7	WI 7	TR	125136	510005	246067	521012	40226	8
11/2014	MI 7	WI 7	TR	125136	510005	246067	521178	28883	23
11/2014	MI 7	WI 7	TR	125136	510005	246067	521246	28844	8
11/2014	MI 7	WI 7	TR	125136	510005	246067	521250	28841	45
11/2014	MI 7	WI 7	TR	125136	510005	246067	521298	28736	428
11/2014	MI 7	WI 7	TR	125136	510005	246067	521786	28798	158
11/2014	MI 7	WI 7	TR	125136	510005	246067	523034	384136	19
11/2014	MI 7	WI 7	TR	125137	510005	246067	521164	28842	1
11/2014	MI 7	WI 7	TR	125137	510005	246067	521676	100052	539
11/2014	MI 7	WI 7	TR	125138	510005	246067	521164	28842	66
11/2014	MI 7	WI 7	TR	125138	510005	246067	521168	28834	4
11/2014	MI 7	WI 7	TR	125138	510005	246067	521246	28844	11
11/2014	MI 7	WI 7	TR	125138	510005	246067	521266	28702	465
11/2014	MI 7	WI 7	TR	125138	510005	246067	521322	28868	468
11/2014	MI 7	WI 7	TR	125139	510005	246067	521330	28761	263
11/2014	MI 7	WI 7	TR	125145	510005	246067	521172	28846	85
11/2014	MI 7	WI 7	TR	125145	511136	277072	521172	28846	222
11/2014	MI 7	WI 7	TR	125150	511136	277072	521280	28684	150
11/2014	MI 7	WI 7	TR	125175	510005	246067	521310	28743	540
11/2014	MI 7	WI 7	TR	125176	510005	246067	521306	28741	120
11/2014	MI 7	WI 7	TR	125177	510005	246067	521164	28842	189
11/2014	MI 7	WI 7	TR	125177	510005	246067	521174	28778	1,005
11/2014	MI 7	WI 7	TR	125177	510005	246067	521180	28875	93
11/2014	MI 7	WI 7	TR	125177	510005	246067	521190	28825	477
11/2014	MI 7	WI 7	TR	125177	510005	246067	521198	28782	15
11/2014	MI 7	WI 7	TR	125177	510005	246067	521204	28672	5
11/2014	MI 7	WI 7	TR	125177	510005	246067	521218	28865	63
11/2014	MI 7	WI 7	TR	125177	510005	246067	521240	28759	146
11/2014	MI 7	WI 7	TR	125177	510005	246067	521266	28702	259
11/2014	MI 7	WI 7	TR	125177	510005	246067	521322	28868	330
11/2014	MI 7	WI 7	TR	125178	510005	246067	521260	36867	568
11/2014	MI 7	WI 7	TR	125178	510005	246067	521270	28676	2
11/2014	MI 7	WI 7	TR	125179	510005	246067	521812	40304	372

ANR Pipeline Company Transportation Services Fuel By Route Analysis

VASCR351

Reporting Year: *January - December 2014*
 Production Period: **11/2014**

<u>Production Period</u>	<u>Receipt Segment</u>	<u>Delivery Segment</u>	<u>Service Class</u>	<u>Svc Req Contract</u>	<u>Receipt Location</u>	<u>Receipt Loc Prop</u>	<u>Delivery Location</u>	<u>Delivery Loc Prop</u>	<u>Fuel Quantity</u>
11/2014	MI 7	WI 7	TR	125179	511136	277072	521812	40304	91
11/2014	MI 7	WI 7	TR	125180	510005	246067	521372	11703	93
11/2014	MI 7	WI 7	TR	125180	511136	277072	521370	28788	80
11/2014	MI 7	WI 7	TR	125180	511136	277072	521372	11703	247
11/2014	MI 7	WI 7	TR	125181	510005	246067	521610	261574	9
11/2014	MI 7	WI 7	TR	125181	510005	246067	521786	28798	25
11/2014	MI 7	WI 7	TR	125181	511136	277072	510041	11661	414
11/2014	MI 7	WI 7	TR	125181	511136	277072	521176	28859	9
11/2014	MI 7	WI 7	TR	125181	511136	277072	521266	28702	34
11/2014	MI 7	WI 7	TR	125181	511136	277072	521314	28661	70
11/2014	MI 7	WI 7	TR	125181	511136	277072	521676	100052	8
11/2014	MI 7	WI 7	TR	125181	511136	277072	521786	28798	6
11/2014	MI 7	WI 7	TR	125183	511136	277072	521190	28825	90
11/2014	MI 7	WI 7	TR	125184	510005	246067	521372	11703	14
11/2014	MI 7	WI 7	TR	125184	511136	277072	521372	11703	406
11/2014	MI 7	WI 7	TR	125185	510005	246067	521316	28831	10
11/2014	MI 7	WI 7	TR	125185	511136	277072	521164	28842	34
11/2014	MI 7	WI 7	TR	125185	511136	277072	521178	28883	389
11/2014	MI 7	WI 7	TR	125185	511136	277072	521314	28661	15
11/2014	MI 7	WI 7	TR	125186	505038	153808	521178	28883	36
11/2014	MI 7	WI 7	TR	125186	510005	246067	510041	11661	18
11/2014	MI 7	WI 7	TR	125186	510005	246067	521164	28842	10
11/2014	MI 7	WI 7	TR	125186	510005	246067	521178	28883	7
11/2014	MI 7	WI 7	TR	125186	511136	277072	521164	28842	40
11/2014	MI 7	WI 7	TR	125186	511136	277072	521178	28883	34
11/2014	MI 7	WI 7	TR	125186	511136	277072	521324	28794	149
11/2014	MI 7	WI 7	TR	125187	505038	153808	521164	28842	3
11/2014	MI 7	WI 7	TR	125187	511136	277072	521164	28842	20
11/2014	MI 7	WI 7	TR	125187	511136	277072	521310	28743	156
11/2014	MI 7	WI 7	TR	125188	510005	246067	521266	28702	14
11/2014	MI 7	WI 7	TR	125188	511136	277072	521164	28842	9
11/2014	MI 7	WI 7	TR	125188	511136	277072	521266	28702	369
11/2014	MI 7	WI 7	TR	125189	505038	153808	521288	28670	46

**ANR Pipeline Company
 Transportation Services
 Fuel By Route Analysis**

VASCR351

Reporting Year: *January - December 2014*
 Production Period: 11/2014

<u>Production Period</u>	<u>Receipt Segment</u>	<u>Delivery Segment</u>	<u>Service Class</u>	<u>Svc Req Contract</u>	<u>Receipt Location</u>	<u>Receipt Loc Prop</u>	<u>Delivery Location</u>	<u>Delivery Loc Prop</u>	<u>Fuel Quantity</u>
11/2014	MI 7	WI 7	TR	125189	510005	246067	521164	28842	7
11/2014	MI 7	WI 7	TR	125189	511136	277072	521164	28842	67
11/2014	MI 7	WI 7	TR	125189	511136	277072	521174	28778	13
11/2014	MI 7	WI 7	TR	125189	511136	277072	521288	28670	21
11/2014	MI 7	WI 7	TR	125189	511136	277072	521316	28831	149
11/2014	MI 7	WI 7	TR	125190	505038	153808	521260	36867	21
11/2014	MI 7	WI 7	TR	125190	505038	153808	521316	28831	25
11/2014	MI 7	WI 7	TR	125190	505038	153808	521814	36934	9
11/2014	MI 7	WI 7	TR	125190	510005	246067	521316	28831	12
11/2014	MI 7	WI 7	TR	125190	511136	277072	521250	28841	1
11/2014	MI 7	WI 7	TR	125190	511136	277072	521260	36867	132
11/2014	MI 7	WI 7	TR	125190	511136	277072	521316	28831	314
11/2014	MI 7	WI 7	TR	125190	511136	277072	521786	28798	9
11/2014	MI 7	WI 7	TR	125190	511136	277072	521814	36934	59
11/2014	MI 7	WI 7	TR	125190	511136	277072	523034	384136	8
11/2014	MI 7	WI 7	TR	125191	505038	153808	521356	28774	18
11/2014	MI 7	WI 7	TR	125191	511136	277072	521164	28842	16
11/2014	MI 7	WI 7	TR	125191	511136	277072	521356	28774	72
11/2014	MI 7	WI 7	TR	125192	505038	153808	521180	28875	10
11/2014	MI 7	WI 7	TR	125192	511136	277072	521164	28842	6
11/2014	MI 7	WI 7	TR	125192	511136	277072	521356	28774	30
11/2014	MI 7	WI 7	TR	125193	505038	153808	521176	28859	18
11/2014	MI 7	WI 7	TR	125193	511136	277072	521164	28842	14
11/2014	MI 7	WI 7	TR	125193	511136	277072	521314	28661	58
11/2014	MI 7	WI 7	TR	125196	511136	277072	521270	28676	30
11/2014	MI 7	WI 7	TR	125197	511136	277072	521288	28670	150
11/2014	MI 7	WI 7	TR	125198	511136	277072	521786	28798	30
11/2014	MI 7	WI 7	TR	125199	511136	277072	521188	28862	90
11/2014	MI 7	WI 7	TR	125200	511136	277072	521218	28865	30
11/2014	MI 7	WI 7	TR	125201	511136	277072	521164	28842	30
11/2014	MI 7	WI 7	TR	125202	511136	277072	521356	28774	90
11/2014	MI 7	WI 7	TR	125275	505038	153808	523034	384136	12
11/2014	MI 7	WI 7	TR	125275	505108	243097	521172	28846	98

**ANR Pipeline Company
 Transportation Services
 Fuel By Route Analysis**

VASCR351

Reporting Year: *January - December 2014*
 Production Period: 11/2014

<u>Production Period</u>	<u>Receipt Segment</u>	<u>Delivery Segment</u>	<u>Service Class</u>	<u>Svc Req Contract</u>	<u>Receipt Location</u>	<u>Receipt Loc Prop</u>	<u>Delivery Location</u>	<u>Delivery Loc Prop</u>	<u>Fuel Quantity</u>
11/2014	MI 7	WI 7	TR	125275	505108	243097	521650	269472	2
11/2014	MI 7	WI 7	TR	125275	505108	243097	523032	384134	2
11/2014	MI 7	WI 7	TR	125275	510005	246067	521172	28846	4
11/2014	MI 7	WI 7	TR	125275	510005	246067	521250	28841	43
11/2014	MI 7	WI 7	TR	125275	510005	246067	521266	28702	92
11/2014	MI 7	WI 7	TR	125275	510005	246067	521314	28661	46
11/2014	MI 7	WI 7	TR	125275	511136	277072	521250	28841	62
11/2014	MI 7	WI 7	TR	125275	511136	277072	521314	28661	26
11/2014	MI 7	WI 7	TR	125275	511136	277072	523032	384134	111
11/2014	MI 7	WI 7	TR	125275	511136	277072	523034	384136	92
11/2014	MI 7	WI 7	TR	125276	505038	153808	521164	28842	21
11/2014	MI 7	WI 7	TR	125276	505038	153808	523034	384136	9
11/2014	MI 7	WI 7	TR	125276	510005	246067	521250	28841	64
11/2014	MI 7	WI 7	TR	125276	511136	277072	521164	28842	43
11/2014	MI 7	WI 7	TR	125276	511136	277072	523032	384134	64
11/2014	MI 7	WI 7	TR	125277	505038	153808	521164	28842	9
11/2014	MI 7	WI 7	TR	125277	505038	153808	523034	384136	4
11/2014	MI 7	WI 7	TR	125277	511136	277072	521164	28842	18
11/2014	MI 7	WI 7	TR	125277	511136	277072	521172	28846	19
11/2014	MI 7	WI 7	TR	125277	511136	277072	523032	384134	9
11/2014	MI 7	WI 7	TR	125278	505038	153808	521250	28841	12
11/2014	MI 7	WI 7	TR	125278	505038	153808	523034	384136	6
11/2014	MI 7	WI 7	TR	125278	511136	277072	521164	28842	22
11/2014	MI 7	WI 7	TR	125278	511136	277072	521250	28841	25
11/2014	MI 7	WI 7	TR	125382	505038	153808	510033	28873	72
11/2014	MI 7	WI 7	TR	125382	505038	153808	521172	28846	46
11/2014	MI 7	WI 7	TR	125382	505038	153808	521650	269472	72
11/2014	MI 7	WI 7	TR	125382	505038	153808	521654	284917	46
11/2014	MI 7	WI 7	TR	125382	505038	153808	523032	384134	26
11/2014	MI 7	WI 7	TR	125382	505038	153808	523034	384136	125
11/2014	MI 7	WI 7	TR	125382	505108	243097	521164	28842	46
11/2014	MI 7	WI 7	TR	125382	505108	243097	523032	384134	44
11/2014	MI 7	WI 7	TR	125382	505108	243097	523034	384136	29

ANR Pipeline Company Transportation Services Fuel By Route Analysis
--

VASCR351

 Reporting Year: *January - December 2014*
 Production Period: 11/2014

<u>Production Period</u>	<u>Receipt Segment</u>	<u>Delivery Segment</u>	<u>Service Class</u>	<u>Svc Req Contract</u>	<u>Receipt Location</u>	<u>Receipt Loc Prop</u>	<u>Delivery Location</u>	<u>Delivery Loc Prop</u>	<u>Fuel Quantity</u>
11/2014	MI 7	WI 7	TR	125382	510005	246067	521164	28842	96
11/2014	MI 7	WI 7	TR	125382	510005	246067	523032	384134	60
11/2014	MI 7	WI 7	TR	125382	510005	246067	523034	384136	287
11/2014	MI 7	WI 7	TR	125382	511136	277072	523032	384134	46
11/2014	MI 7	WI 7	TR	125383	505038	153808	523032	384134	4
11/2014	MI 7	WI 7	TR	125383	510005	246067	521650	269472	2
11/2014	MI 7	WI 7	TR	125384	511136	277072	521288	28670	532
11/2014	MI 7	WI 7	TR	125385	511136	277072	521288	28670	150
11/2014	MI 7	WI 7	TR	125386	511136	277072	521288	28670	1,083
11/2014	MI 7	WI 7	TR	125387	511136	277072	521814	36934	120
11/2014	MI 7	WI 7	TR	125428	505038	153808	523035	387791	106
11/2014	MI 7	WI 7	TR	125450	505038	153808	521164	28842	5
11/2014	MI 7	WI 7	TR	125450	505108	243097	521164	28842	411
11/2014	MI 7	WI 7	TR	125450	505108	243097	521250	28841	196
11/2014	MI 7	WI 7	TR	125450	505108	243097	523032	384134	74
11/2014	MI 7	WI 7	TR	125450	505108	243097	523034	384136	96
11/2014	MI 7	WI 7	TR	125450	510005	246067	521164	28842	317
11/2014	MI 7	WI 7	TR	125450	510005	246067	523034	384136	167
11/2014	MI 7	WI 7	TR	125450	511136	277072	521164	28842	391
11/2014	MI 7	WI 7	TR	125450	511136	277072	521178	28883	23
11/2014	MI 7	WI 7	TR	125451	505038	153808	521172	28846	49
11/2014	MI 7	WI 7	TR	125451	505108	243097	521012	40226	78
11/2014	MI 7	WI 7	TR	125451	505108	243097	521168	28834	11
11/2014	MI 7	WI 7	TR	125451	505108	243097	521172	28846	383
11/2014	MI 7	WI 7	TR	125451	505108	243097	521176	28859	6
11/2014	MI 7	WI 7	TR	125451	505108	243097	521178	28883	44
11/2014	MI 7	WI 7	TR	125451	505108	243097	521196	28771	44
11/2014	MI 7	WI 7	TR	125451	505108	243097	521200	28679	24
11/2014	MI 7	WI 7	TR	125451	505108	243097	521204	28672	37
11/2014	MI 7	WI 7	TR	125451	505108	243097	521210	28828	41
11/2014	MI 7	WI 7	TR	125451	505108	243097	521214	40197	22
11/2014	MI 7	WI 7	TR	125451	505108	243097	521222	28765	6
11/2014	MI 7	WI 7	TR	125451	505108	243097	521230	28819	24

ANR Pipeline Company Transportation Services Fuel By Route Analysis
--

VASCR351

 Reporting Year: *January - December 2014*
 Production Period: 11/2014

<u>Production Period</u>	<u>Receipt Segment</u>	<u>Delivery Segment</u>	<u>Service Class</u>	<u>Svc Req Contract</u>	<u>Receipt Location</u>	<u>Receipt Loc Prop</u>	<u>Delivery Location</u>	<u>Delivery Loc Prop</u>	<u>Fuel Quantity</u>
11/2014	MI 7	WI 7	TR	125451	505108	243097	521238	28836	12
11/2014	MI 7	WI 7	TR	125451	505108	243097	521240	28759	15
11/2014	MI 7	WI 7	TR	125451	505108	243097	521242	139405	14
11/2014	MI 7	WI 7	TR	125451	505108	243097	521246	28844	99
11/2014	MI 7	WI 7	TR	125451	505108	243097	521248	28811	6
11/2014	MI 7	WI 7	TR	125451	505108	243097	521250	28841	344
11/2014	MI 7	WI 7	TR	125451	505108	243097	521262	36868	7
11/2014	MI 7	WI 7	TR	125451	505108	243097	521266	28702	16
11/2014	MI 7	WI 7	TR	125451	505108	243097	521298	28736	49
11/2014	MI 7	WI 7	TR	125451	505108	243097	521314	28661	306
11/2014	MI 7	WI 7	TR	125451	505108	243097	521316	28831	4
11/2014	MI 7	WI 7	TR	125451	505108	243097	521322	28868	54
11/2014	MI 7	WI 7	TR	125451	505108	243097	521324	28794	30
11/2014	MI 7	WI 7	TR	125451	505108	243097	521336	28738	3
11/2014	MI 7	WI 7	TR	125451	505108	243097	521338	28700	2
11/2014	MI 7	WI 7	TR	125451	505108	243097	521344	28734	35
11/2014	MI 7	WI 7	TR	125451	505108	243097	521374	28662	1
11/2014	MI 7	WI 7	TR	125451	505108	243097	521676	100052	88
11/2014	MI 7	WI 7	TR	125451	505108	243097	521758	28855	6
11/2014	MI 7	WI 7	TR	125451	505108	243097	521784	28720	65
11/2014	MI 7	WI 7	TR	125451	505108	243097	521786	28798	39
11/2014	MI 7	WI 7	TR	125451	505108	243097	521814	36934	7
11/2014	MI 7	WI 7	TR	125451	505108	243097	523032	384134	103
11/2014	MI 7	WI 7	TR	125451	505108	243097	523034	384136	75
11/2014	MI 7	WI 7	TR	125451	510005	246067	510033	28873	41
11/2014	MI 7	WI 7	TR	125451	510005	246067	521164	28842	19
11/2014	MI 7	WI 7	TR	125451	510005	246067	521172	28846	1,018
11/2014	MI 7	WI 7	TR	125451	510005	246067	521250	28841	35
11/2014	MI 7	WI 7	TR	125451	510005	246067	523032	384134	167
11/2014	MI 7	WI 7	TR	125451	510005	246067	523034	384136	109
11/2014	MI 7	WI 7	TR	125451	511136	277072	521012	40226	70
11/2014	MI 7	WI 7	TR	125451	511136	277072	521164	28842	35
11/2014	MI 7	WI 7	TR	125451	511136	277072	521168	28834	17

ANR Pipeline Company Transportation Services Fuel By Route Analysis

VASCR351

Reporting Year: *January - December 2014*
 Production Period: 11/2014

<u>Production Period</u>	<u>Receipt Segment</u>	<u>Delivery Segment</u>	<u>Service Class</u>	<u>Svc Req Contract</u>	<u>Receipt Location</u>	<u>Receipt Loc Prop</u>	<u>Delivery Location</u>	<u>Delivery Loc Prop</u>	<u>Fuel Quantity</u>
11/2014	MI 7	WI 7	TR	125451	511136	277072	521172	28846	264
11/2014	MI 7	WI 7	TR	125451	511136	277072	521176	28859	1
11/2014	MI 7	WI 7	TR	125451	511136	277072	521178	28883	40
11/2014	MI 7	WI 7	TR	125451	511136	277072	521196	28771	16
11/2014	MI 7	WI 7	TR	125451	511136	277072	521200	28679	16
11/2014	MI 7	WI 7	TR	125451	511136	277072	521204	28672	9
11/2014	MI 7	WI 7	TR	125451	511136	277072	521210	28828	11
11/2014	MI 7	WI 7	TR	125451	511136	277072	521214	40197	13
11/2014	MI 7	WI 7	TR	125451	511136	277072	521222	28765	2
11/2014	MI 7	WI 7	TR	125451	511136	277072	521230	28819	3
11/2014	MI 7	WI 7	TR	125451	511136	277072	521238	28836	5
11/2014	MI 7	WI 7	TR	125451	511136	277072	521242	139405	2
11/2014	MI 7	WI 7	TR	125451	511136	277072	521246	28844	82
11/2014	MI 7	WI 7	TR	125451	511136	277072	521248	28811	2
11/2014	MI 7	WI 7	TR	125451	511136	277072	521250	28841	172
11/2014	MI 7	WI 7	TR	125451	511136	277072	521262	36868	21
11/2014	MI 7	WI 7	TR	125451	511136	277072	521266	28702	5
11/2014	MI 7	WI 7	TR	125451	511136	277072	521298	28736	16
11/2014	MI 7	WI 7	TR	125451	511136	277072	521314	28661	107
11/2014	MI 7	WI 7	TR	125451	511136	277072	521322	28868	9
11/2014	MI 7	WI 7	TR	125451	511136	277072	521336	28738	3
11/2014	MI 7	WI 7	TR	125451	511136	277072	521344	28734	16
11/2014	MI 7	WI 7	TR	125451	511136	277072	521350	28660	10
11/2014	MI 7	WI 7	TR	125451	511136	277072	521676	100052	117
11/2014	MI 7	WI 7	TR	125451	511136	277072	521758	28855	1
11/2014	MI 7	WI 7	TR	125451	511136	277072	521784	28720	82
11/2014	MI 7	WI 7	TR	125451	511136	277072	521786	28798	20
11/2014	MI 7	WI 7	TR	125451	511136	277072	521814	36934	6
11/2014	MI 7	WI 7	TR	125451	511136	277072	523032	384134	120
11/2014	MI 7	WI 7	TR	125451	511136	277072	523034	384136	15
11/2014	MI 7	WI 7	TR	125476	511136	277072	521314	28661	1
11/2014	MI 7	WI 7	TR	125484	511136	277072	521314	28661	6
11/2014	MI 7	WI 7	TR	125487	505038	153808	521314	28661	11

ANR Pipeline Company Transportation Services Fuel By Route Analysis

VASCR351

Reporting Year: *January - December 2014*
 Production Period: 11/2014

<u>Production Period</u>	<u>Receipt Segment</u>	<u>Delivery Segment</u>	<u>Service Class</u>	<u>Svc Req Contract</u>	<u>Receipt Location</u>	<u>Receipt Loc Prop</u>	<u>Delivery Location</u>	<u>Delivery Loc Prop</u>	<u>Fuel Quantity</u>
11/2014	MI 7	WI 7	TR	125487	505108	243097	521314	28661	6
11/2014	MI 7	WI 7	TR	125502	505038	153808	521654	284917	23
11/2014	MI 7	WI 7	TR	125502	505038	153808	523032	384134	16
11/2014	MI 7	WI 7	TR	125502	505038	153808	523034	384136	56
11/2014	MI 7	WI 7	TR	125502	505108	243097	523032	384134	9
11/2014	MI 7	WI 7	TR	125502	510005	246067	521164	28842	36
11/2014	MI 7	WI 7	TR	125502	510005	246067	521250	28841	37
11/2014	MI 7	WI 7	TR	125502	510005	246067	521650	269472	104
11/2014	MI 7	WI 7	TR	125502	510005	246067	523032	384134	42
11/2014	MI 7	WI 7	TR	125502	510005	246067	523034	384136	210
11/2014	MI 7	WI 7	TR	125505	510005	246067	521356	28774	18
11/2014	MI 7	WI 7	TR	125505	511136	277072	521356	28774	401
11/2014	MI 7	WI 7	TR	125505	511136	277072	521372	11703	33
11/2014	MI 7	WI 7	TR	125505	511136	277072	521676	100052	26
11/2014	MI 7	WI 7	TR	125506	511136	277072	521306	28741	240
11/2014	MI 7	WI 7	TR	125507	511136	277072	510033	28873	48
11/2014	MI 7	WI 7	TR	125507	511136	277072	521164	28842	51
11/2014	MI 7	WI 7	TR	125507	511136	277072	521178	28883	311
11/2014	MI 7	WI 7	TR	125507	511136	277072	521218	28865	138
11/2014	MI 7	WI 7	TR	125507	511136	277072	521324	28794	194
11/2014	MI 7	WI 7	TR	125507	511136	277072	521372	11703	7
11/2014	MI 7	WI 7	TR	125509	510005	246067	521252	28779	169
11/2014	MI 7	WI 7	TR	125509	510005	246067	521784	28720	203
11/2014	MI 7	WI 7	TR	125509	511136	277072	521248	28811	42
11/2014	MI 7	WI 7	TR	125509	511136	277072	521252	28779	55
11/2014	MI 7	WI 7	TR	125509	511136	277072	521784	28720	435
11/2014	MI 7	WI 7	TR	125510	505038	153808	523034	384136	40
11/2014	MI 7	WI 7	TR	125510	510005	246067	521650	269472	24
11/2014	MI 7	WI 7	TR	125510	510005	246067	523032	384134	32
11/2014	MI 7	WI 7	TR	125517	505038	153808	521174	28778	32
11/2014	MI 7	WI 7	TR	125517	505038	153808	521178	28883	32
11/2014	MI 7	WI 7	TR	125517	505038	153808	521324	28794	18
11/2014	MI 7	WI 7	TR	125517	511136	277072	521164	28842	441

ANR Pipeline Company Transportation Services Fuel By Route Analysis
--

VASCR351

 Reporting Year: *January - December 2014*
 Production Period: 11/2014

<u>Production Period</u>	<u>Receipt Segment</u>	<u>Delivery Segment</u>	<u>Service Class</u>	<u>Svc Req Contract</u>	<u>Receipt Location</u>	<u>Receipt Loc Prop</u>	<u>Delivery Location</u>	<u>Delivery Loc Prop</u>	<u>Fuel Quantity</u>
11/2014	MI 7	WI 7	TR	125517	511136	277072	521178	28883	9
11/2014	MI 7	WI 7	TR	125517	511136	277072	521370	28788	27
11/2014	MI 7	WI 7	TR	125517	511136	277072	521676	100052	5
11/2014	MI 7	WI 7	TR	125521	511136	277072	521374	28662	210
11/2014	MI 7	WI 7	TR	125522	511136	277072	521178	28883	1,751
11/2014	MI 7	WI 7	TR	125523	510005	246067	510041	11661	51
11/2014	MI 7	WI 7	TR	125523	510005	246067	521314	28661	51
11/2014	MI 7	WI 7	TR	125523	511136	277072	521164	28842	9
11/2014	MI 7	WI 7	TR	125523	511136	277072	521314	28661	594
11/2014	MI 7	WI 7	TR	125524	505038	153808	521314	28661	26
11/2014	MI 7	WI 7	TR	125524	505108	243097	521164	28842	191
11/2014	MI 7	WI 7	TR	125524	505108	243097	521172	28846	459
11/2014	MI 7	WI 7	TR	125524	505108	243097	521250	28841	391
11/2014	MI 7	WI 7	TR	125524	505108	243097	521314	28661	1,266
11/2014	MI 7	WI 7	TR	125524	511136	277072	521164	28842	1,179
11/2014	MI 7	WI 7	TR	125524	511136	277072	521172	28846	185
11/2014	MI 7	WI 7	TR	125524	511136	277072	521250	28841	1,078
11/2014	MI 7	WI 7	TR	125524	511136	277072	521314	28661	549
11/2014	MI 7	WI 7	TR	125524	511136	277072	523034	384136	184
11/2014	MI 7	WI 7	TR	125525	505108	243097	521012	40226	10
11/2014	MI 7	WI 7	TR	125525	505108	243097	521178	28883	3
11/2014	MI 7	WI 7	TR	125525	505108	243097	521180	28875	5
11/2014	MI 7	WI 7	TR	125525	505108	243097	521188	28862	20
11/2014	MI 7	WI 7	TR	125525	505108	243097	521198	28782	3
11/2014	MI 7	WI 7	TR	125525	505108	243097	521200	28679	1
11/2014	MI 7	WI 7	TR	125525	505108	243097	521210	28828	7
11/2014	MI 7	WI 7	TR	125525	505108	243097	521240	28759	7
11/2014	MI 7	WI 7	TR	125525	505108	243097	521248	28811	1
11/2014	MI 7	WI 7	TR	125525	505108	243097	521250	28841	4
11/2014	MI 7	WI 7	TR	125525	505108	243097	521314	28661	161
11/2014	MI 7	WI 7	TR	125525	505108	243097	521786	28798	1
11/2014	MI 7	WI 7	TR	125525	505108	243097	521810	36869	10
11/2014	MI 7	WI 7	TR	125525	510005	246067	521314	28661	111

**ANR Pipeline Company
 Transportation Services
 Fuel By Route Analysis**

VASCR351

Reporting Year: *January - December 2014*
 Production Period: 11/2014

<u>Production Period</u>	<u>Receipt Segment</u>	<u>Delivery Segment</u>	<u>Service Class</u>	<u>Svc Req Contract</u>	<u>Receipt Location</u>	<u>Receipt Loc Prop</u>	<u>Delivery Location</u>	<u>Delivery Loc Prop</u>	<u>Fuel Quantity</u>
11/2014	MI 7	WI 7	TR	125525	511136	277072	521012	40226	5
11/2014	MI 7	WI 7	TR	125525	511136	277072	521176	28859	11
11/2014	MI 7	WI 7	TR	125525	511136	277072	521178	28883	2
11/2014	MI 7	WI 7	TR	125525	511136	277072	521180	28875	2
11/2014	MI 7	WI 7	TR	125525	511136	277072	521188	28862	10
11/2014	MI 7	WI 7	TR	125525	511136	277072	521198	28782	2
11/2014	MI 7	WI 7	TR	125525	511136	277072	521200	28679	1
11/2014	MI 7	WI 7	TR	125525	511136	277072	521210	28828	3
11/2014	MI 7	WI 7	TR	125525	511136	277072	521240	28759	4
11/2014	MI 7	WI 7	TR	125525	511136	277072	521250	28841	2
11/2014	MI 7	WI 7	TR	125525	511136	277072	521314	28661	165
11/2014	MI 7	WI 7	TR	125525	511136	277072	521394	36936	20
11/2014	MI 7	WI 7	TR	125525	511136	277072	521810	36869	5
11/2014	MI 7	WI 7	TR	125527	505108	243097	521266	28702	34
11/2014	MI 7	WI 7	TR	125547	511136	277072	523032	384134	5
11/2014	MI 7	WI 7	TR	125552	511136	277072	521178	28883	27
11/2014	MI 7	WI 7	TR	125552	511136	277072	521262	36868	165
11/2014	MI 7	WI 7	TR	125552	511136	277072	521784	28720	27
11/2014	MI 7	WI 7	TR	125553	510005	246067	521012	40226	54
11/2014	MI 7	WI 7	TR	125553	510005	246067	521168	28834	70
11/2014	MI 7	WI 7	TR	125553	510005	246067	521172	28846	146
11/2014	MI 7	WI 7	TR	125553	510005	246067	521174	28778	5
11/2014	MI 7	WI 7	TR	125553	510005	246067	521182	28854	80
11/2014	MI 7	WI 7	TR	125553	510005	246067	521200	28679	46
11/2014	MI 7	WI 7	TR	125553	510005	246067	521204	28672	38
11/2014	MI 7	WI 7	TR	125553	510005	246067	521240	28759	6
11/2014	MI 7	WI 7	TR	125553	510005	246067	521242	139405	56
11/2014	MI 7	WI 7	TR	125553	510005	246067	521248	28811	189
11/2014	MI 7	WI 7	TR	125553	510005	246067	521252	28779	20
11/2014	MI 7	WI 7	TR	125553	510005	246067	521262	36868	352
11/2014	MI 7	WI 7	TR	125553	510005	246067	521266	28702	133
11/2014	MI 7	WI 7	TR	125553	510005	246067	521286	28853	27
11/2014	MI 7	WI 7	TR	125553	510005	246067	521288	28670	10

**ANR Pipeline Company
 Transportation Services
 Fuel By Route Analysis**
VASCR351

 Reporting Year: *January - December 2014*
 Production Period: 11/2014

<u>Production Period</u>	<u>Receipt Segment</u>	<u>Delivery Segment</u>	<u>Service Class</u>	<u>Svc Req Contract</u>	<u>Receipt Location</u>	<u>Receipt Loc Prop</u>	<u>Delivery Location</u>	<u>Delivery Loc Prop</u>	<u>Fuel Quantity</u>
11/2014	MI 7	WI 7	TR	125553	510005	246067	521314	28661	32
11/2014	MI 7	WI 7	TR	125553	510005	246067	521322	28868	10
11/2014	MI 7	WI 7	TR	125553	510005	246067	521336	28738	1
11/2014	MI 7	WI 7	TR	125553	510005	246067	521374	28662	6
11/2014	MI 7	WI 7	TR	125553	510005	246067	521376	139403	9
11/2014	MI 7	WI 7	TR	125553	510005	246067	521676	100052	12
11/2014	MI 7	WI 7	TR	125553	510005	246067	521758	28855	6
11/2014	MI 7	WI 7	TR	125553	510005	246067	521784	28720	59
11/2014	MI 7	WI 7	TR	125553	511136	277072	521012	40226	48
11/2014	MI 7	WI 7	TR	125553	511136	277072	521168	28834	40
11/2014	MI 7	WI 7	TR	125553	511136	277072	521172	28846	184
11/2014	MI 7	WI 7	TR	125553	511136	277072	521182	28854	5
11/2014	MI 7	WI 7	TR	125553	511136	277072	521200	28679	15
11/2014	MI 7	WI 7	TR	125553	511136	277072	521204	28672	20
11/2014	MI 7	WI 7	TR	125553	511136	277072	521240	28759	21
11/2014	MI 7	WI 7	TR	125553	511136	277072	521242	139405	30
11/2014	MI 7	WI 7	TR	125553	511136	277072	521248	28811	165
11/2014	MI 7	WI 7	TR	125553	511136	277072	521252	28779	5
11/2014	MI 7	WI 7	TR	125553	511136	277072	521262	36868	77
11/2014	MI 7	WI 7	TR	125553	511136	277072	521266	28702	57
11/2014	MI 7	WI 7	TR	125553	511136	277072	521286	28853	15
11/2014	MI 7	WI 7	TR	125553	511136	277072	521288	28670	10
11/2014	MI 7	WI 7	TR	125553	511136	277072	521314	28661	27
11/2014	MI 7	WI 7	TR	125553	511136	277072	521374	28662	10
11/2014	MI 7	WI 7	TR	125553	511136	277072	521376	139403	5
11/2014	MI 7	WI 7	TR	125553	511136	277072	521758	28855	10
11/2014	MI 7	WI 7	TR	125554	510005	246067	521012	40226	26
11/2014	MI 7	WI 7	TR	125554	510005	246067	521168	28834	11
11/2014	MI 7	WI 7	TR	125554	510005	246067	521172	28846	43
11/2014	MI 7	WI 7	TR	125554	510005	246067	521174	28778	60
11/2014	MI 7	WI 7	TR	125554	510005	246067	521200	28679	15
11/2014	MI 7	WI 7	TR	125554	510005	246067	521214	40197	10
11/2014	MI 7	WI 7	TR	125554	510005	246067	521218	28865	14

ANR Pipeline Company Transportation Services Fuel By Route Analysis

VASCR351

Reporting Year: *January - December 2014*
 Production Period: 11/2014

<u>Production Period</u>	<u>Receipt Segment</u>	<u>Delivery Segment</u>	<u>Service Class</u>	<u>Svc Req Contract</u>	<u>Receipt Location</u>	<u>Receipt Loc Prop</u>	<u>Delivery Location</u>	<u>Delivery Loc Prop</u>	<u>Fuel Quantity</u>
11/2014	MI 7	WI 7	TR	125554	510005	246067	521240	28759	2
11/2014	MI 7	WI 7	TR	125554	510005	246067	521246	28844	149
11/2014	MI 7	WI 7	TR	125554	510005	246067	521252	28779	151
11/2014	MI 7	WI 7	TR	125554	510005	246067	521260	36867	90
11/2014	MI 7	WI 7	TR	125554	510005	246067	521266	28702	11
11/2014	MI 7	WI 7	TR	125554	510005	246067	521298	28736	46
11/2014	MI 7	WI 7	TR	125554	510005	246067	521314	28661	595
11/2014	MI 7	WI 7	TR	125554	510005	246067	521316	28831	20
11/2014	MI 7	WI 7	TR	125554	510005	246067	521322	28868	10
11/2014	MI 7	WI 7	TR	125554	510005	246067	521324	28794	77
11/2014	MI 7	WI 7	TR	125554	510005	246067	521336	28738	150
11/2014	MI 7	WI 7	TR	125554	510005	246067	521374	28662	25
11/2014	MI 7	WI 7	TR	125554	510005	246067	521784	28720	54
11/2014	MI 7	WI 7	TR	125554	510005	246067	521812	40304	11
11/2014	MI 7	WI 7	TR	125554	510005	246067	521814	36934	313
11/2014	MI 7	WI 7	TR	125554	510005	246067	523041	395460	116
11/2014	MI 7	WI 7	TR	125554	511136	277072	521012	40226	39
11/2014	MI 7	WI 7	TR	125554	511136	277072	521168	28834	22
11/2014	MI 7	WI 7	TR	125554	511136	277072	521172	28846	71
11/2014	MI 7	WI 7	TR	125554	511136	277072	521174	28778	81
11/2014	MI 7	WI 7	TR	125554	511136	277072	521200	28679	22
11/2014	MI 7	WI 7	TR	125554	511136	277072	521214	40197	3
11/2014	MI 7	WI 7	TR	125554	511136	277072	521218	28865	27
11/2014	MI 7	WI 7	TR	125554	511136	277072	521240	28759	37
11/2014	MI 7	WI 7	TR	125554	511136	277072	521246	28844	153
11/2014	MI 7	WI 7	TR	125554	511136	277072	521252	28779	265
11/2014	MI 7	WI 7	TR	125554	511136	277072	521260	36867	118
11/2014	MI 7	WI 7	TR	125554	511136	277072	521266	28702	15
11/2014	MI 7	WI 7	TR	125554	511136	277072	521298	28736	75
11/2014	MI 7	WI 7	TR	125554	511136	277072	521314	28661	889
11/2014	MI 7	WI 7	TR	125554	511136	277072	521316	28831	26
11/2014	MI 7	WI 7	TR	125554	511136	277072	521322	28868	6
11/2014	MI 7	WI 7	TR	125554	511136	277072	521324	28794	123

ANR Pipeline Company Transportation Services Fuel By Route Analysis
--

VASCR351

 Reporting Year: *January - December 2014*
 Production Period: 11/2014

<u>Production Period</u>	<u>Receipt Segment</u>	<u>Delivery Segment</u>	<u>Service Class</u>	<u>Svc Req Contract</u>	<u>Receipt Location</u>	<u>Receipt Loc Prop</u>	<u>Delivery Location</u>	<u>Delivery Loc Prop</u>	<u>Fuel Quantity</u>
11/2014	MI 7	WI 7	TR	125554	511136	277072	521336	28738	184
11/2014	MI 7	WI 7	TR	125554	511136	277072	521374	28662	36
11/2014	MI 7	WI 7	TR	125554	511136	277072	521784	28720	26
11/2014	MI 7	WI 7	TR	125554	511136	277072	521812	40304	15
11/2014	MI 7	WI 7	TR	125554	511136	277072	521814	36934	388
11/2014	MI 7	WI 7	TR	125554	511136	277072	523041	395460	140
11/2014	MI 7	WI 7	TR	125555	510005	246067	521012	40226	12
11/2014	MI 7	WI 7	TR	125555	510005	246067	521172	28846	8
11/2014	MI 7	WI 7	TR	125555	510005	246067	521176	28859	1
11/2014	MI 7	WI 7	TR	125555	510005	246067	521182	28854	15
11/2014	MI 7	WI 7	TR	125555	510005	246067	521190	28825	1
11/2014	MI 7	WI 7	TR	125555	510005	246067	521198	28782	1
11/2014	MI 7	WI 7	TR	125555	510005	246067	521200	28679	2
11/2014	MI 7	WI 7	TR	125555	510005	246067	521208	28780	6
11/2014	MI 7	WI 7	TR	125555	510005	246067	521212	28882	2
11/2014	MI 7	WI 7	TR	125555	510005	246067	521214	40197	6
11/2014	MI 7	WI 7	TR	125555	510005	246067	521218	28865	2
11/2014	MI 7	WI 7	TR	125555	510005	246067	521220	28766	18
11/2014	MI 7	WI 7	TR	125555	510005	246067	521230	28819	1
11/2014	MI 7	WI 7	TR	125555	510005	246067	521240	28759	4
11/2014	MI 7	WI 7	TR	125555	510005	246067	521246	28844	12
11/2014	MI 7	WI 7	TR	125555	510005	246067	521248	28811	2
11/2014	MI 7	WI 7	TR	125555	510005	246067	521250	28841	16
11/2014	MI 7	WI 7	TR	125555	510005	246067	521262	36868	19
11/2014	MI 7	WI 7	TR	125555	510005	246067	521266	28702	29
11/2014	MI 7	WI 7	TR	125555	510005	246067	521298	28736	45
11/2014	MI 7	WI 7	TR	125555	510005	246067	521302	28747	6
11/2014	MI 7	WI 7	TR	125555	510005	246067	521314	28661	4
11/2014	MI 7	WI 7	TR	125555	510005	246067	521318	28829	1
11/2014	MI 7	WI 7	TR	125555	510005	246067	521322	28868	37
11/2014	MI 7	WI 7	TR	125555	510005	246067	521324	28794	3
11/2014	MI 7	WI 7	TR	125555	510005	246067	521328	28763	18
11/2014	MI 7	WI 7	TR	125555	510005	246067	521330	28761	12

**ANR Pipeline Company
 Transportation Services
 Fuel By Route Analysis**

VASCR351

Reporting Year: *January - December 2014*
 Production Period: 11/2014

<u>Production Period</u>	<u>Receipt Segment</u>	<u>Delivery Segment</u>	<u>Service Class</u>	<u>Svc Req Contract</u>	<u>Receipt Location</u>	<u>Receipt Loc Prop</u>	<u>Delivery Location</u>	<u>Delivery Loc Prop</u>	<u>Fuel Quantity</u>
11/2014	MI 7	WI 7	TR	125555	510005	246067	521336	28738	2
11/2014	MI 7	WI 7	TR	125555	510005	246067	521340	28732	1
11/2014	MI 7	WI 7	TR	125555	510005	246067	521344	28734	1
11/2014	MI 7	WI 7	TR	125555	510005	246067	521350	28660	10
11/2014	MI 7	WI 7	TR	125555	510005	246067	521356	28774	3
11/2014	MI 7	WI 7	TR	125555	510005	246067	521374	28662	1
11/2014	MI 7	WI 7	TR	125555	510005	246067	521392	28730	8
11/2014	MI 7	WI 7	TR	125555	510005	246067	521676	100052	22
11/2014	MI 7	WI 7	TR	125555	510005	246067	521786	28798	12
11/2014	MI 7	WI 7	TR	125555	510005	246067	521814	36934	12
11/2014	MI 7	WI 7	TR	125555	510005	246067	523034	384136	4
11/2014	MI 7	WI 7	TR	125555	511136	277072	521012	40226	36
11/2014	MI 7	WI 7	TR	125555	511136	277072	521172	28846	81
11/2014	MI 7	WI 7	TR	125555	511136	277072	521176	28859	7
11/2014	MI 7	WI 7	TR	125555	511136	277072	521180	28875	3
11/2014	MI 7	WI 7	TR	125555	511136	277072	521182	28854	49
11/2014	MI 7	WI 7	TR	125555	511136	277072	521190	28825	7
11/2014	MI 7	WI 7	TR	125555	511136	277072	521198	28782	7
11/2014	MI 7	WI 7	TR	125555	511136	277072	521200	28679	6
11/2014	MI 7	WI 7	TR	125555	511136	277072	521208	28780	18
11/2014	MI 7	WI 7	TR	125555	511136	277072	521212	28882	14
11/2014	MI 7	WI 7	TR	125555	511136	277072	521214	40197	41
11/2014	MI 7	WI 7	TR	125555	511136	277072	521218	28865	14
11/2014	MI 7	WI 7	TR	125555	511136	277072	521220	28766	48
11/2014	MI 7	WI 7	TR	125555	511136	277072	521230	28819	7
11/2014	MI 7	WI 7	TR	125555	511136	277072	521240	28759	13
11/2014	MI 7	WI 7	TR	125555	511136	277072	521246	28844	88
11/2014	MI 7	WI 7	TR	125555	511136	277072	521248	28811	6
11/2014	MI 7	WI 7	TR	125555	511136	277072	521250	28841	121
11/2014	MI 7	WI 7	TR	125555	511136	277072	521262	36868	48
11/2014	MI 7	WI 7	TR	125555	511136	277072	521266	28702	85
11/2014	MI 7	WI 7	TR	125555	511136	277072	521298	28736	44
11/2014	MI 7	WI 7	TR	125555	511136	277072	521302	28747	18

ANR Pipeline Company Transportation Services Fuel By Route Analysis

VASCR351

Reporting Year: *January - December 2014*
 Production Period: 11/2014

<u>Production Period</u>	<u>Receipt Segment</u>	<u>Delivery Segment</u>	<u>Service Class</u>	<u>Svc Req Contract</u>	<u>Receipt Location</u>	<u>Receipt Loc Prop</u>	<u>Delivery Location</u>	<u>Delivery Loc Prop</u>	<u>Fuel Quantity</u>
11/2014	MI 7	WI 7	TR	125555	511136	277072	521314	28661	12
11/2014	MI 7	WI 7	TR	125555	511136	277072	521318	28829	7
11/2014	MI 7	WI 7	TR	125555	511136	277072	521322	28868	45
11/2014	MI 7	WI 7	TR	125555	511136	277072	521324	28794	9
11/2014	MI 7	WI 7	TR	125555	511136	277072	521328	28763	37
11/2014	MI 7	WI 7	TR	125555	511136	277072	521330	28761	33
11/2014	MI 7	WI 7	TR	125555	511136	277072	521336	28738	17
11/2014	MI 7	WI 7	TR	125555	511136	277072	521340	28732	7
11/2014	MI 7	WI 7	TR	125555	511136	277072	521344	28734	7
11/2014	MI 7	WI 7	TR	125555	511136	277072	521350	28660	31
11/2014	MI 7	WI 7	TR	125555	511136	277072	521356	28774	21
11/2014	MI 7	WI 7	TR	125555	511136	277072	521374	28662	7
11/2014	MI 7	WI 7	TR	125555	511136	277072	521392	28730	24
11/2014	MI 7	WI 7	TR	125555	511136	277072	521676	100052	56
11/2014	MI 7	WI 7	TR	125555	511136	277072	521786	28798	30
11/2014	MI 7	WI 7	TR	125555	511136	277072	521814	36934	48
11/2014	MI 7	WI 7	TR	125555	511136	277072	523034	384136	12
11/2014	MI 7	WI 7	TR	125560	510005	246067	521248	28811	82
11/2014	MI 7	WI 7	TR	125560	510005	246067	521356	28774	4
11/2014	MI 7	WI 7	TR	125560	510005	246067	521784	28720	36
11/2014	MI 7	WI 7	TR	125560	511136	277072	521172	28846	46
11/2014	MI 7	WI 7	TR	125560	511136	277072	521248	28811	183
11/2014	MI 7	WI 7	TR	125560	511136	277072	521356	28774	6
11/2014	MI 7	WI 7	TR	125560	511136	277072	521784	28720	8
11/2014	MI 7	WI 7	TR	125561	510005	246067	521172	28846	129
11/2014	MI 7	WI 7	TR	125561	510005	246067	521252	28779	4
11/2014	MI 7	WI 7	TR	125561	510005	246067	521784	28720	258
11/2014	MI 7	WI 7	TR	125561	511136	277072	521252	28779	12
11/2014	MI 7	WI 7	TR	125561	511136	277072	521784	28720	143
11/2014	MI 7	WI 7	TR	125580	510005	246067	521650	269472	4
11/2014	MI 7	WI 7	TR	125580	510005	246067	523032	384134	2
11/2014	MI 7	WI 7	TS	123061	505038	153808	521396	150407	42
11/2014	MI 7	WI 7	TS	123220	505038	153808	521392	28730	227

ANR Pipeline Company Transportation Services Fuel By Route Analysis
--

VASCR351

 Reporting Year: *January - December 2014*
 Production Period: 11/2014

<u>Production Period</u>	<u>Receipt Segment</u>	<u>Delivery Segment</u>	<u>Service Class</u>	<u>Svc Req Contract</u>	<u>Receipt Location</u>	<u>Receipt Loc Prop</u>	<u>Delivery Location</u>	<u>Delivery Loc Prop</u>	<u>Fuel Quantity</u>
	Segment								227,682
11/2014	MW 5	MW 6	TR	114767	513067	696539	521608	171759	294
	Segment								294
11/2014	MW 6	MI 7	TR	750	505014	139246	505038	153808	7
11/2014	MW 6	MI 7	TR	108985	505005	139233	505038	153808	76
11/2014	MW 6	MI 7	TR	118249	505013	139241	505038	153808	53
11/2014	MW 6	MI 7	TR	123405	505013	139241	505038	153808	1,138
11/2014	MW 6	MI 7	TR	124215	521482	4741	505038	153808	101
11/2014	MW 6	MI 7	TR	124215	521482	4741	505108	243097	318
11/2014	MW 6	MI 7	TR	124556	521420	4602	505038	153808	160
	Segment								1,853
11/2014	SE 1	ME 2	TR	114655	511164	186900	521044	261572	678
11/2014	SE 1	ME 2	TR	114656	511164	186900	521044	261572	1,217
	Segment								1,895
11/2014	SE 1	ME 3	TR	106116	511164	186900	505007	139235	922
11/2014	SE 1	ME 3	TR	121075	513078	766184	505566	1389406	1,764
11/2014	SE 1	ME 3	TR	124997	511150	7694	505566	1389406	149
	Segment								2,835
11/2014	SE 1	MI 7	TR	106118	511164	186900	505028	139366	251
11/2014	SE 1	MI 7	TR	113650	511164	186900	521624	4375	231
11/2014	SE 1	MI 7	TR	113650	511164	186900	521932	138744	85
11/2014	SE 1	MI 7	TR	124023	511164	186900	521624	4375	547
11/2014	SE 1	MI 7	TR	124023	511164	186900	521932	138744	243
11/2014	SE 1	MI 7	TR	125468	513078	766184	521116	42078	180
11/2014	SE 1	MI 7	TR	125468	513078	766184	521678	140834	10
	Segment								1,547
11/2014	SE 1	SE 1	TR	106779	505544	1250765	505276	325427	90
11/2014	SE 1	SE 1	TR	108649	505544	1250765	505276	325427	168
11/2014	SE 1	SE 1	TR	115495	505544	1250765	505276	325427	60
11/2014	SE 1	SE 1	TR	115656	510003	135819	505276	325427	60

**ANR Pipeline Company
Transportation Services
Fuel By Route Analysis**

VASCR351

Reporting Year: *January - December 2014*
Production Period: **11/2014**

<u>Production Period</u>	<u>Receipt Segment</u>	<u>Delivery Segment</u>	<u>Service Class</u>	<u>Svc Req Contract</u>	<u>Receipt Location</u>	<u>Receipt Loc Prop</u>	<u>Delivery Location</u>	<u>Delivery Loc Prop</u>	<u>Fuel Quantity</u>
11/2014	SE 1	SE 1	TR	115821	505544	1250765	505358	345116	50
11/2014	SE 1	SE 1	TR	119427	505544	1250765	505276	325427	90
11/2014	SE 1	SE 1	TR	123663	505544	1250765	505276	325427	318
11/2014	SE 1	SE 1	TR	124698	505544	1250765	505276	325427	120
11/2014	SE 1	SE 1	TR	124780	505544	1250765	523064	766185	1,266
11/2014	SE 1	SE 1	TR	124930	505544	1250765	505276	325427	180
	Segment								2,402
11/2014	SE 2	ME 2	TR	104491	505002	103565	521982	283195	687
11/2014	SE 2	ME 2	TR	106309	505002	103565	521594	20666	1,140
11/2014	SE 2	ME 2	TR	114655	505002	103565	521044	261572	1,617
11/2014	SE 2	ME 2	TR	114656	505002	103565	521044	261572	1,240
11/2014	SE 2	ME 2	TR	120508	505002	103565	523043	416969	6,116
11/2014	SE 2	ME 2	TR	120508	505264	68285	523043	416969	127
11/2014	SE 2	ME 2	TR	120541	505002	103565	523043	416969	186
11/2014	SE 2	ME 2	TR	120542	505002	103565	523043	416969	1,339
11/2014	SE 2	ME 2	TR	120643	505002	103565	523069	1055519	176
11/2014	SE 2	ME 2	TR	120984	505002	103565	521044	261572	269
11/2014	SE 2	ME 2	TR	121148	505002	103565	521660	153751	66
11/2014	SE 2	ME 2	TR	121148	505002	103565	523066	781395	426
11/2014	SE 2	ME 2	TR	122803	505002	103565	523073	1292823	56
11/2014	SE 2	ME 2	TR	122803	505264	68285	523073	1292823	9
11/2014	SE 2	ME 2	TR	122805	505002	103565	523073	1292823	572
11/2014	SE 2	ME 2	TR	125477	505002	103565	521536	20046	431
11/2014	SE 2	ME 2	TR	125508	505002	103565	521660	153751	525
11/2014	SE 2	ME 2	TS	123102	505002	103565	505060	221444	981
11/2014	SE 2	ME 2	TS	123388	505002	103565	505126	267228	1,224
	Segment								17,187
11/2014	SE 2	ME 3	TR	108031	505002	103565	521688	153708	1,825
11/2014	SE 2	ME 3	TR	109950	505002	103565	521638	153767	300
11/2014	SE 2	ME 3	TR	109952	505002	103565	521638	153767	858
11/2014	SE 2	ME 3	TR	113401	505002	103565	521638	153767	300
11/2014	SE 2	ME 3	TR	113546	505002	103565	505563	1389347	3,168

**ANR Pipeline Company
 Transportation Services
 Fuel By Route Analysis**

VASCR351

Reporting Year: *January - December 2014*
 Production Period: **11/2014**

<u>Production Period</u>	<u>Receipt Segment</u>	<u>Delivery Segment</u>	<u>Service Class</u>	<u>Svc Req Contract</u>	<u>Receipt Location</u>	<u>Receipt Loc Prop</u>	<u>Delivery Location</u>	<u>Delivery Loc Prop</u>	<u>Fuel Quantity</u>
11/2014	SE 2	ME 3	TR	114490	505002	103565	520027	295956	24
11/2014	SE 2	ME 3	TR	114490	505002	103565	521010	40186	156
11/2014	SE 2	ME 3	TR	114490	505002	103565	521092	4475	28
11/2014	SE 2	ME 3	TR	114490	505002	103565	521626	40184	116
11/2014	SE 2	ME 3	TR	118761	505002	103565	520018	22986	13
11/2014	SE 2	ME 3	TR	118761	505002	103565	520027	295956	1,261
11/2014	SE 2	ME 3	TR	120144	505002	103565	521010	40186	70
11/2014	SE 2	ME 3	TR	120144	505002	103565	521626	40184	1,502
11/2014	SE 2	ME 3	TR	121039	505002	103565	521620	16118	25
11/2014	SE 2	ME 3	TR	124165	505002	103565	505392	356048	669
11/2014	SE 2	ME 3	TR	124168	505002	103565	521552	16265	43
11/2014	SE 2	ME 3	TR	124182	505002	103565	505392	356048	149
11/2014	SE 2	ME 3	TR	124186	505002	103565	520027	295956	346
11/2014	SE 2	ME 3	TR	124186	505002	103565	521092	4475	816
11/2014	SE 2	ME 3	TR	124186	505002	103565	521534	138745	64
11/2014	SE 2	ME 3	TR	124188	505002	103565	520027	295956	4
11/2014	SE 2	ME 3	TR	124192	505002	103565	505392	356048	813
11/2014	SE 2	ME 3	TR	124199	505002	103565	521552	16265	645
11/2014	SE 2	ME 3	TR	124227	505002	103565	505392	356048	178
11/2014	SE 2	ME 3	TR	124233	505002	103565	505392	356048	444
11/2014	SE 2	ME 3	TR	124401	505002	103565	505392	356048	45
11/2014	SE 2	ME 3	TR	124451	505002	103565	521552	16265	29
11/2014	SE 2	ME 3	TR	124534	505002	103565	521552	16265	56
11/2014	SE 2	ME 3	TR	124783	505002	103565	523038	398767	62
11/2014	SE 2	ME 3	TR	124962	505002	103565	521010	40186	21,863
11/2014	SE 2	ME 3	TR	124997	505002	103565	505566	1389406	34,074
11/2014	SE 2	ME 3	TR	125210	505002	103565	521626	40184	25
11/2014	SE 2	ME 3	TR	125211	505002	103565	521626	40184	13
11/2014	SE 2	ME 3	TR	125223	505002	103565	521626	40184	34
11/2014	SE 2	ME 3	TR	125239	505002	103565	521540	4223	4
11/2014	SE 2	ME 3	TR	125242	505002	103565	521626	40184	170
11/2014	SE 2	ME 3	TR	125258	505002	103565	521626	40184	120
11/2014	SE 2	ME 3	TR	125273	505002	103565	521626	40184	11

**ANR Pipeline Company
 Transportation Services
 Fuel By Route Analysis**
VASCR351
**Reporting Year: January - December 2014
 Production Period: 11/2014**

<u>Production Period</u>	<u>Receipt Segment</u>	<u>Delivery Segment</u>	<u>Service Class</u>	<u>Svc Req Contract</u>	<u>Receipt Location</u>	<u>Receipt Loc Prop</u>	<u>Delivery Location</u>	<u>Delivery Loc Prop</u>	<u>Fuel Quantity</u>
11/2014	SE 2	ME 3	TR	125291	505002	103565	521626	40184	174
11/2014	SE 2	ME 3	TR	125294	505002	103565	521626	40184	210
11/2014	SE 2	ME 3	TR	125295	505002	103565	521626	40184	90
11/2014	SE 2	ME 3	TR	125302	505002	103565	521540	4223	18
11/2014	SE 2	ME 3	TR	125307	505002	103565	521626	40184	201
11/2014	SE 2	ME 3	TR	125363	505002	103565	521626	40184	25
11/2014	SE 2	ME 3	TR	125365	505002	103565	521626	40184	240
11/2014	SE 2	ME 3	TR	125366	505002	103565	521626	40184	28
11/2014	SE 2	ME 3	TR	125368	505002	103565	521626	40184	103
11/2014	SE 2	ME 3	TR	125369	505002	103565	521626	40184	69
11/2014	SE 2	ME 3	TR	125405	505002	103565	521626	40184	45
11/2014	SE 2	ME 3	TR	125406	505002	103565	521626	40184	46
11/2014	SE 2	ME 3	TR	125410	505002	103565	521626	40184	40
11/2014	SE 2	ME 3	TR	125419	505002	103565	521626	40184	35
11/2014	SE 2	ME 3	TR	125426	505002	103565	521626	40184	77
11/2014	SE 2	ME 3	TR	125463	505002	103565	520026	38843	58
11/2014	SE 2	ME 3	TR	125468	505002	103565	520027	295956	87
11/2014	SE 2	ME 3	TR	125468	505002	103565	521010	40186	14
11/2014	SE 2	ME 3	TR	125468	505002	103565	521620	16118	551
11/2014	SE 2	ME 3	TR	125472	505002	103565	521626	40184	30
11/2014	SE 2	ME 3	TR	125477	505002	103565	521092	4475	19
11/2014	SE 2	ME 3	TR	125482	505002	103565	521626	40184	390
11/2014	SE 2	ME 3	TR	125483	505002	103565	521626	40184	260
11/2014	SE 2	ME 3	TR	125485	505002	103565	520018	22986	78
11/2014	SE 2	ME 3	TR	125485	505002	103565	521540	4223	30
11/2014	SE 2	ME 3	TR	125497	505002	103565	520026	38843	7
11/2014	SE 2	ME 3	TR	125499	505002	103565	520026	38843	540
11/2014	SE 2	ME 3	TR	125504	505002	103565	521092	4475	1,140
11/2014	SE 2	ME 3	TR	125508	505002	103565	521976	201846	812
11/2014	SE 2	ME 3	TR	125512	505002	103565	520026	38843	42
11/2014	SE 2	ME 3	TR	125515	505002	103565	521010	40186	420
11/2014	SE 2	ME 3	TR	125530	505002	103565	520026	38843	1
11/2014	SE 2	ME 3	TR	125562	505002	103565	505566	1389406	22,086

**ANR Pipeline Company
 Transportation Services
 Fuel By Route Analysis**
VASCR351

 Reporting Year: *January - December 2014*
 Production Period: 11/2014

<u>Production Period</u>	<u>Receipt Segment</u>	<u>Delivery Segment</u>	<u>Service Class</u>	<u>Svc Req Contract</u>	<u>Receipt Location</u>	<u>Receipt Loc Prop</u>	<u>Delivery Location</u>	<u>Delivery Loc Prop</u>	<u>Fuel Quantity</u>
11/2014	SE 2	ME 3	TS	109138	505002	103565	505011	139239	511
11/2014	SE 2	ME 3	TS	109190	505002	103565	505009	139237	270
11/2014	SE 2	ME 3	TS	123081	505002	103565	521568	4280	91
	Segment								99,161
11/2014	SE 2	MI 7	TR	110024	505002	103565	521118	11578	4,380
11/2014	SE 2	MI 7	TR	113650	505002	103565	505038	153808	272
11/2014	SE 2	MI 7	TR	113650	505002	103565	521116	42078	1,215
11/2014	SE 2	MI 7	TR	113650	505002	103565	521932	138744	19,843
11/2014	SE 2	MI 7	TR	114490	505002	103565	505038	153808	12
11/2014	SE 2	MI 7	TR	114490	505002	103565	505108	243097	12
11/2014	SE 2	MI 7	TR	114490	505002	103565	521016	4196	1
11/2014	SE 2	MI 7	TR	114490	505002	103565	521030	282436	91
11/2014	SE 2	MI 7	TR	114490	505002	103565	521116	42078	36
11/2014	SE 2	MI 7	TR	114490	505002	103565	521962	139401	52
11/2014	SE 2	MI 7	TR	114490	505002	103565	521985	278172	63
11/2014	SE 2	MI 7	TR	114723	505002	103565	505038	153808	71
11/2014	SE 2	MI 7	TR	114723	505002	103565	505108	243097	363
11/2014	SE 2	MI 7	TR	114723	505002	103565	521116	42078	243
11/2014	SE 2	MI 7	TR	116556	505002	103565	521624	4375	1,944
11/2014	SE 2	MI 7	TR	116556	505002	103565	521932	138744	1,767
11/2014	SE 2	MI 7	TR	117783	505002	103565	505108	243097	3
11/2014	SE 2	MI 7	TR	117783	505002	103565	521116	42078	247
11/2014	SE 2	MI 7	TR	117783	505002	103565	521624	4375	658
11/2014	SE 2	MI 7	TR	117783	505002	103565	521636	22992	9
11/2014	SE 2	MI 7	TR	117783	505002	103565	521932	138744	1,370
11/2014	SE 2	MI 7	TR	120139	505002	103565	521116	42078	729
11/2014	SE 2	MI 7	TR	120144	505002	103565	505038	153808	180
11/2014	SE 2	MI 7	TR	120144	505002	103565	505108	243097	90
11/2014	SE 2	MI 7	TR	120144	505002	103565	521008	11616	160
11/2014	SE 2	MI 7	TR	120144	505002	103565	521074	40470	122
11/2014	SE 2	MI 7	TR	120144	505002	103565	521116	42078	382
11/2014	SE 2	MI 7	TR	120144	505002	103565	521118	11578	220
11/2014	SE 2	MI 7	TR	120144	505002	103565	521122	11751	54

ANR Pipeline Company Transportation Services Fuel By Route Analysis
--

VASCR351

 Reporting Year: *January - December 2014*
 Production Period: 11/2014

<u>Production Period</u>	<u>Receipt Segment</u>	<u>Delivery Segment</u>	<u>Service Class</u>	<u>Svc Req Contract</u>	<u>Receipt Location</u>	<u>Receipt Loc Prop</u>	<u>Delivery Location</u>	<u>Delivery Loc Prop</u>	<u>Fuel Quantity</u>
11/2014	SE 2	MI 7	TR	120144	505002	103565	521142	40477	60
11/2014	SE 2	MI 7	TR	120144	505002	103565	521144	11580	120
11/2014	SE 2	MI 7	TR	120144	505002	103565	521162	11748	144
11/2014	SE 2	MI 7	TR	120144	505002	103565	521636	22992	823
11/2014	SE 2	MI 7	TR	120144	505002	103565	521962	139401	389
11/2014	SE 2	MI 7	TR	120144	505002	103565	521966	216338	5
11/2014	SE 2	MI 7	TR	120144	505002	103565	523052	467243	256
11/2014	SE 2	MI 7	TR	122977	505002	103565	521016	4196	646
11/2014	SE 2	MI 7	TR	124023	505002	103565	521932	138744	237
11/2014	SE 2	MI 7	TR	124165	505002	103565	505020	139252	518
11/2014	SE 2	MI 7	TR	124168	505002	103565	505038	153808	4
11/2014	SE 2	MI 7	TR	124182	505002	103565	521098	108641	104
11/2014	SE 2	MI 7	TR	124186	505002	103565	521948	4492	30
11/2014	SE 2	MI 7	TR	124192	505002	103565	505020	139252	150
11/2014	SE 2	MI 7	TR	124199	505002	103565	505020	139252	200
11/2014	SE 2	MI 7	TR	124227	505002	103565	505020	139252	71
11/2014	SE 2	MI 7	TR	124232	505002	103565	505020	139252	2
11/2014	SE 2	MI 7	TR	124233	505002	103565	505020	139252	170
11/2014	SE 2	MI 7	TR	124451	505002	103565	501136	104776	5
11/2014	SE 2	MI 7	TR	124451	505002	103565	521636	22992	18
11/2014	SE 2	MI 7	TR	124534	505002	103565	501136	104776	4
11/2014	SE 2	MI 7	TR	124534	505002	103565	521636	22992	25
11/2014	SE 2	MI 7	TR	124535	505002	103565	521636	22992	39
11/2014	SE 2	MI 7	TR	125211	505002	103565	521932	138744	31
11/2014	SE 2	MI 7	TR	125211	505002	103565	521948	4492	168
11/2014	SE 2	MI 7	TR	125215	505002	103565	521948	4492	25
11/2014	SE 2	MI 7	TR	125217	505002	103565	521948	4492	30
11/2014	SE 2	MI 7	TR	125222	505002	103565	521932	138744	79
11/2014	SE 2	MI 7	TR	125223	505002	103565	521932	138744	26
11/2014	SE 2	MI 7	TR	125238	505002	103565	521932	138744	348
11/2014	SE 2	MI 7	TR	125238	505002	103565	521948	4492	12
11/2014	SE 2	MI 7	TR	125239	505002	103565	521932	138744	126
11/2014	SE 2	MI 7	TR	125239	505002	103565	521948	4492	408

**ANR Pipeline Company
 Transportation Services
 Fuel By Route Analysis**

VASCR351

Reporting Year: *January - December 2014*
 Production Period: 11/2014

<u>Production Period</u>	<u>Receipt Segment</u>	<u>Delivery Segment</u>	<u>Service Class</u>	<u>Svc Req Contract</u>	<u>Receipt Location</u>	<u>Receipt Loc Prop</u>	<u>Delivery Location</u>	<u>Delivery Loc Prop</u>	<u>Fuel Quantity</u>
11/2014	SE 2	MI 7	TR	125247	505002	103565	521932	138744	1,110
11/2014	SE 2	MI 7	TR	125254	505002	103565	521948	4492	70
11/2014	SE 2	MI 7	TR	125259	505002	103565	521948	4492	30
11/2014	SE 2	MI 7	TR	125265	505002	103565	521932	138744	272
11/2014	SE 2	MI 7	TR	125270	505002	103565	505038	153808	3
11/2014	SE 2	MI 7	TR	125270	505002	103565	521932	138744	19
11/2014	SE 2	MI 7	TR	125271	505002	103565	505038	153808	2
11/2014	SE 2	MI 7	TR	125271	505002	103565	521932	138744	23
11/2014	SE 2	MI 7	TR	125272	505002	103565	521932	138744	11
11/2014	SE 2	MI 7	TR	125274	505002	103565	521932	138744	38
11/2014	SE 2	MI 7	TR	125291	505002	103565	521932	138744	6
11/2014	SE 2	MI 7	TR	125296	505002	103565	521948	4492	30
11/2014	SE 2	MI 7	TR	125307	505002	103565	521636	22992	170
11/2014	SE 2	MI 7	TR	125307	505002	103565	521932	138744	3
11/2014	SE 2	MI 7	TR	125350	505002	103565	521932	138744	50
11/2014	SE 2	MI 7	TR	125364	505002	103565	505038	153808	120
11/2014	SE 2	MI 7	TR	125367	505002	103565	521948	4492	160
11/2014	SE 2	MI 7	TR	125368	505002	103565	505038	153808	142
11/2014	SE 2	MI 7	TR	125368	505002	103565	521932	138744	3
11/2014	SE 2	MI 7	TR	125370	505002	103565	521948	4492	60
11/2014	SE 2	MI 7	TR	125372	505002	103565	505038	153808	27
11/2014	SE 2	MI 7	TR	125378	505002	103565	521948	4492	63
11/2014	SE 2	MI 7	TR	125405	505002	103565	521932	138744	8
11/2014	SE 2	MI 7	TR	125405	505002	103565	521948	4492	1
11/2014	SE 2	MI 7	TR	125406	505002	103565	521670	40468	52
11/2014	SE 2	MI 7	TR	125410	505002	103565	521016	4196	10
11/2014	SE 2	MI 7	TR	125410	505002	103565	521142	40477	144
11/2014	SE 2	MI 7	TR	125410	505002	103565	521160	11590	3
11/2014	SE 2	MI 7	TR	125410	505002	103565	521932	138744	2
11/2014	SE 2	MI 7	TR	125411	505002	103565	521932	138744	30
11/2014	SE 2	MI 7	TR	125419	505002	103565	521118	11578	48
11/2014	SE 2	MI 7	TR	125419	505002	103565	521160	11590	9
11/2014	SE 2	MI 7	TR	125419	505002	103565	521932	138744	3

**ANR Pipeline Company
 Transportation Services
 Fuel By Route Analysis**
VASCR351

 Reporting Year: *January - December 2014*
 Production Period: 11/2014

<u>Production Period</u>	<u>Receipt Segment</u>	<u>Delivery Segment</u>	<u>Service Class</u>	<u>Svc Req Contract</u>	<u>Receipt Location</u>	<u>Receipt Loc Prop</u>	<u>Delivery Location</u>	<u>Delivery Loc Prop</u>	<u>Fuel Quantity</u>
11/2014	SE 2	MI 7	TR	125419	505002	103565	521948	4492	190
11/2014	SE 2	MI 7	TR	125425	505002	103565	521932	138744	75
11/2014	SE 2	MI 7	TR	125468	505002	103565	521116	42078	774
11/2014	SE 2	MI 7	TR	125468	505002	103565	521118	11578	143
11/2014	SE 2	MI 7	TR	125468	505002	103565	521122	11751	31
11/2014	SE 2	MI 7	TR	125468	505002	103565	521124	11562	40
11/2014	SE 2	MI 7	TR	125468	505002	103565	521138	11680	38
11/2014	SE 2	MI 7	TR	125468	505002	103565	521670	40468	102
11/2014	SE 2	MI 7	TR	125468	505002	103565	521678	140834	4,370
11/2014	SE 2	MI 7	TR	125468	505002	103565	521932	138744	16
11/2014	SE 2	MI 7	TR	125474	505002	103565	521158	11581	60
11/2014	SE 2	MI 7	TR	125483	505002	103565	521932	138744	753
11/2014	SE 2	MI 7	TR	125485	505002	103565	505038	153808	2
11/2014	SE 2	MI 7	TR	125485	505002	103565	521158	11581	212
11/2014	SE 2	MI 7	TR	125486	505002	103565	521158	11581	540
	Segment								49,930
11/2014	SE 2	MW 6	TR	116494	505002	103565	505005	139233	648
	Segment								648
11/2014	SE 2	SE 1	OB	97628	505264	68285	505276	325427	127
11/2014	SE 2	SE 1	TR	108649	505002	103565	505276	325427	210
11/2014	SE 2	SE 1	TR	112268	505002	103565	522141	314210	26
11/2014	SE 2	SE 1	TR	113399	505002	103565	521036	186899	14
11/2014	SE 2	SE 1	TR	114386	505002	103565	521036	186899	745
11/2014	SE 2	SE 1	TR	114632	505002	103565	505276	325427	126
11/2014	SE 2	SE 1	TR	115656	505002	103565	521036	186899	12
11/2014	SE 2	SE 1	TR	118861	505002	103565	505358	345116	26
11/2014	SE 2	SE 1	TR	119817	505002	103565	523064	766185	97
11/2014	SE 2	SE 1	TR	120095	505002	103565	521036	186899	784
11/2014	SE 2	SE 1	TR	120917	505002	103565	521036	186899	18
11/2014	SE 2	SE 1	TR	120948	505002	103565	523064	766185	19
11/2014	SE 2	SE 1	TR	123145	505002	103565	521036	186899	180
11/2014	SE 2	SE 1	TR	123651	505002	103565	523064	766185	372

**ANR Pipeline Company
 Transportation Services
 Fuel By Route Analysis**

VASCR351

Reporting Year: *January - December 2014*
 Production Period: 11/2014

<u>Production Period</u>	<u>Receipt Segment</u>	<u>Delivery Segment</u>	<u>Service Class</u>	<u>Svc Req Contract</u>	<u>Receipt Location</u>	<u>Receipt Loc Prop</u>	<u>Delivery Location</u>	<u>Delivery Loc Prop</u>	<u>Fuel Quantity</u>
11/2014	SE 2	SE 1	TR	124780	505002	103565	520013	7703	2
11/2014	SE 2	SE 1	TR	124780	505002	103565	521036	186899	177
11/2014	SE 2	SE 1	TR	124780	505002	103565	523064	766185	1,814
11/2014	SE 2	SE 1	TR	124998	505002	103565	523064	766185	30
11/2014	SE 2	SE 1	TR	125470	505002	103565	521036	186899	18
11/2014	SE 2	SE 1	TR	125471	505002	103565	521036	186899	9
	Segment								4,806
11/2014	SE 2	SE 2	TR	112268	505002	103565	521002	43613	1,163
11/2014	SE 2	SE 2	TR	112268	505545	1250766	521002	43613	9
11/2014	SE 2	SE 2	TR	112832	505002	103565	520006	40317	5
11/2014	SE 2	SE 2	TR	112832	505002	103565	521002	43613	81
11/2014	SE 2	SE 2	TR	113399	505002	103565	521662	233620	150
11/2014	SE 2	SE 2	TR	113399	505002	103565	523063	742883	88
11/2014	SE 2	SE 2	TR	113480	505002	103565	523017	322045	76
11/2014	SE 2	SE 2	TR	113480	505264	68285	523017	322045	70
11/2014	SE 2	SE 2	TR	113490	505002	103565	523017	322045	1,696
11/2014	SE 2	SE 2	TR	113490	505264	68285	523017	322045	55
11/2014	SE 2	SE 2	TR	114386	505002	103565	520004	10369	1,415
11/2014	SE 2	SE 2	TR	114723	505002	103565	523063	742883	42
11/2014	SE 2	SE 2	TR	115602	505002	103565	521662	233620	26
11/2014	SE 2	SE 2	TR	115602	505002	103565	522130	38295	16
11/2014	SE 2	SE 2	TR	115602	505002	103565	523050	467240	4
11/2014	SE 2	SE 2	TR	115726	505002	103565	521632	42593	1,986
11/2014	SE 2	SE 2	TR	115726	505002	103565	523050	467240	11
11/2014	SE 2	SE 2	TR	115727	505002	103565	520004	10369	420
11/2014	SE 2	SE 2	TR	115727	505002	103565	523050	467240	20
11/2014	SE 2	SE 2	TR	118761	505002	103565	520004	10369	140
11/2014	SE 2	SE 2	TR	118761	505002	103565	523018	322625	647
11/2014	SE 2	SE 2	TR	118761	505002	103565	523063	742883	1
11/2014	SE 2	SE 2	TR	120095	505002	103565	521632	42593	240
11/2014	SE 2	SE 2	TR	120114	505002	103565	523063	742883	1,548
11/2014	SE 2	SE 2	TR	120616	505002	103565	523075	1387567	66
11/2014	SE 2	SE 2	TR	120948	505002	103565	522130	38295	203

**ANR Pipeline Company
Transportation Services
Fuel By Route Analysis**

VASCR351

Reporting Year: *January - December 2014*
Production Period: 11/2014

<u>Production Period</u>	<u>Receipt Segment</u>	<u>Delivery Segment</u>	<u>Service Class</u>	<u>Svc Req Contract</u>	<u>Receipt Location</u>	<u>Receipt Loc Prop</u>	<u>Delivery Location</u>	<u>Delivery Loc Prop</u>	<u>Fuel Quantity</u>
11/2014	SE 2	SE 2	TR	121975	505002	103565	523017	322045	129
11/2014	SE 2	SE 2	TR	122080	505002	103565	520004	10369	199
11/2014	SE 2	SE 2	TR	122080	505002	103565	523050	467240	138
11/2014	SE 2	SE 2	TR	123145	505002	103565	523018	322625	540
11/2014	SE 2	SE 2	TR	123651	505002	103565	521632	42593	764
11/2014	SE 2	SE 2	TR	123651	505002	103565	523018	322625	516
11/2014	SE 2	SE 2	TR	123826	505002	103565	523063	742883	75
11/2014	SE 2	SE 2	TR	124780	505002	103565	520004	10369	431
11/2014	SE 2	SE 2	TR	124780	505002	103565	521662	233620	2,499
11/2014	SE 2	SE 2	TR	124780	505002	103565	522130	38295	7
11/2014	SE 2	SE 2	TR	124780	505002	103565	523018	322625	289
11/2014	SE 2	SE 2	TR	124780	505002	103565	523050	467240	360
11/2014	SE 2	SE 2	TR	124780	505002	103565	523075	1387567	992
11/2014	SE 2	SE 2	TR	124780	505545	1250766	520004	10369	3,129
11/2014	SE 2	SE 2	TR	124780	505545	1250766	521002	43613	165
11/2014	SE 2	SE 2	TR	124780	505545	1250766	521632	42593	188
11/2014	SE 2	SE 2	TR	124780	505545	1250766	522130	38295	23
11/2014	SE 2	SE 2	TR	124780	505545	1250766	523050	467240	261
11/2014	SE 2	SE 2	TR	124997	505002	103565	521662	233620	28
11/2014	SE 2	SE 2	TR	124997	505002	103565	523050	467240	45
11/2014	SE 2	SE 2	TR	124997	505002	103565	523063	742883	209
11/2014	SE 2	SE 2	TR	124998	505002	103565	520004	10369	81
11/2014	SE 2	SE 2	TR	124998	505002	103565	521662	233620	159
11/2014	SE 2	SE 2	TR	124998	505002	103565	523018	322625	5,841
11/2014	SE 2	SE 2	TR	124998	505002	103565	523050	467240	31
11/2014	SE 2	SE 2	TR	125040	505002	103565	523072	1261146	30
11/2014	SE 2	SE 2	TR	125173	505002	103565	521632	42593	330
11/2014	SE 2	SE 2	TR	125173	505545	1250766	521632	42593	330
	Segment								27,967
11/2014	SE 2	WI 7	TR	820	505002	103565	505025	139257	9,120
11/2014	SE 2	WI 7	TR	109416	505002	103565	521316	28831	1,080
11/2014	SE 2	WI 7	TR	113237	505002	103565	521814	36934	360
11/2014	SE 2	WI 7	TR	114490	505002	103565	521250	28841	6

ANR Pipeline Company Transportation Services Fuel By Route Analysis
--

VASCR351

 Reporting Year: *January - December 2014*
 Production Period: 11/2014

<u>Production Period</u>	<u>Receipt Segment</u>	<u>Delivery Segment</u>	<u>Service Class</u>	<u>Svc Req Contract</u>	<u>Receipt Location</u>	<u>Receipt Loc Prop</u>	<u>Delivery Location</u>	<u>Delivery Loc Prop</u>	<u>Fuel Quantity</u>
11/2014	SE 2	WI 7	TR	114490	505002	103565	521650	269472	162
11/2014	SE 2	WI 7	TR	114490	505002	103565	523032	384134	162
11/2014	SE 2	WI 7	TR	115270	505002	103565	505437	395744	26,686
11/2014	SE 2	WI 7	TR	115272	505002	103565	505437	395744	30,478
11/2014	SE 2	WI 7	TR	117334	505002	103565	505021	139253	7,860
11/2014	SE 2	WI 7	TR	120144	505002	103565	521172	28846	32
11/2014	SE 2	WI 7	TR	120144	505002	103565	521176	28859	63
11/2014	SE 2	WI 7	TR	120144	505002	103565	521178	28883	117
11/2014	SE 2	WI 7	TR	120144	505002	103565	521186	42139	171
11/2014	SE 2	WI 7	TR	120144	505002	103565	521190	28825	45
11/2014	SE 2	WI 7	TR	120144	505002	103565	521196	28771	164
11/2014	SE 2	WI 7	TR	120144	505002	103565	521262	36868	988
11/2014	SE 2	WI 7	TR	120144	505002	103565	521266	28702	489
11/2014	SE 2	WI 7	TR	120144	505002	103565	521322	28868	466
11/2014	SE 2	WI 7	TR	120144	505002	103565	521324	28794	266
11/2014	SE 2	WI 7	TR	120144	505002	103565	521350	28660	190
11/2014	SE 2	WI 7	TR	120144	505002	103565	521814	36934	70
11/2014	SE 2	WI 7	TR	125405	505002	103565	521034	183670	4
11/2014	SE 2	WI 7	TR	125406	505002	103565	521034	183670	12
11/2014	SE 2	WI 7	TR	125419	505002	103565	521034	183670	13
	Segment								79,004
11/2014	SW 1	MI 7	TR	123822	512564	142171	505038	153808	740
11/2014	SW 1	MI 7	TR	123822	512564	142171	505108	243097	370
11/2014	SW 1	MI 7	TR	123822	512564	142171	521690	40892	4,070
	Segment								5,180
11/2014	SW 3	SW 1	TR	120629	502214	179887	523061	737783	690
	Segment								690
11/2014	SW 4	ME 3	TR	1650	505003	103702	505008	139236	1,620
11/2014	SW 4	ME 3	TR	15350	505003	103702	521534	138745	2,310
11/2014	SW 4	ME 3	TR	110505	505003	103702	520027	295956	1,198
11/2014	SW 4	ME 3	TR	110505	505003	103702	521540	4223	9
11/2014	SW 4	ME 3	TR	110505	505003	103702	521552	16265	6

ANR Pipeline Company Transportation Services Fuel By Route Analysis
--

VASCR351

 Reporting Year: *January - December 2014*
 Production Period: 11/2014

<u>Production Period</u>	<u>Receipt Segment</u>	<u>Delivery Segment</u>	<u>Service Class</u>	<u>Svc Req Contract</u>	<u>Receipt Location</u>	<u>Receipt Loc Prop</u>	<u>Delivery Location</u>	<u>Delivery Loc Prop</u>	<u>Fuel Quantity</u>
11/2014	SW 4	ME 3	TR	110506	505003	103702	520027	295956	278
11/2014	SW 4	ME 3	TR	110507	505003	103702	520027	295956	37
11/2014	SW 4	ME 3	TR	110948	505003	103702	505007	139235	1,091
11/2014	SW 4	ME 3	TR	110948	505003	103702	521626	40184	18
11/2014	SW 4	ME 3	TR	114591	505003	103702	520026	38843	9,900
11/2014	SW 4	ME 3	TR	125513	505003	103702	521010	40186	300
11/2014	SW 4	ME 3	TR	125514	505003	103702	521010	40186	480
	Segment								17,247
11/2014	SW 4	MI 7	TR	5450	505003	103702	505038	153808	756
11/2014	SW 4	MI 7	TR	108268	505003	103702	505033	139382	6,144
11/2014	SW 4	MI 7	TR	108268	505003	103702	505108	243097	384
11/2014	SW 4	MI 7	TR	108304	505003	103702	505030	139369	17,280
11/2014	SW 4	MI 7	TR	109511	505003	103702	505108	243097	1,333
11/2014	SW 4	MI 7	TR	109511	505003	103702	521074	40470	3,614
11/2014	SW 4	MI 7	TR	109511	505003	103702	521104	40849	38,075
11/2014	SW 4	MI 7	TR	109511	505003	103702	521118	11578	3,916
11/2014	SW 4	MI 7	TR	109511	505003	103702	521142	40477	1,063
11/2014	SW 4	MI 7	TR	109511	505003	103702	521144	11580	873
11/2014	SW 4	MI 7	TR	109511	505003	103702	521146	11785	120
11/2014	SW 4	MI 7	TR	109511	505003	103702	521154	11574	38
11/2014	SW 4	MI 7	TR	109511	505003	103702	521156	11572	105
11/2014	SW 4	MI 7	TR	109511	505003	103702	521158	11581	32
11/2014	SW 4	MI 7	TR	109511	505003	103702	521624	4375	768
11/2014	SW 4	MI 7	TR	109511	505003	103702	521932	138744	5,760
11/2014	SW 4	MI 7	TR	110505	505003	103702	521080	138675	398
11/2014	SW 4	MI 7	TR	110505	505003	103702	521116	42078	2,060
11/2014	SW 4	MI 7	TR	110505	505003	103702	521118	11578	67
11/2014	SW 4	MI 7	TR	110505	505003	103702	521124	11562	92
11/2014	SW 4	MI 7	TR	110505	505003	103702	521138	11680	20
11/2014	SW 4	MI 7	TR	110505	505003	103702	521142	40477	252
11/2014	SW 4	MI 7	TR	110505	505003	103702	521144	11580	204
11/2014	SW 4	MI 7	TR	110505	505003	103702	521146	11785	60
11/2014	SW 4	MI 7	TR	110505	505003	103702	521152	11589	732

**ANR Pipeline Company
Transportation Services
Fuel By Route Analysis**

VASCR351

Reporting Year: *January - December 2014*
 Production Period: 11/2014

<u>Production Period</u>	<u>Receipt Segment</u>	<u>Delivery Segment</u>	<u>Service Class</u>	<u>Svc Req Contract</u>	<u>Receipt Location</u>	<u>Receipt Loc Prop</u>	<u>Delivery Location</u>	<u>Delivery Loc Prop</u>	<u>Fuel Quantity</u>
11/2014	SW 4	MI 7	TR	110505	505003	103702	521932	138744	1,061
11/2014	SW 4	MI 7	TR	110505	505003	103702	521948	4492	166
11/2014	SW 4	MI 7	TR	110506	505003	103702	521080	138675	979
11/2014	SW 4	MI 7	TR	110506	505003	103702	521116	42078	4,004
11/2014	SW 4	MI 7	TR	110506	505003	103702	521932	138744	499
11/2014	SW 4	MI 7	TR	110507	505003	103702	521080	138675	19
11/2014	SW 4	MI 7	TR	110507	505003	103702	521116	42078	478
11/2014	SW 4	MI 7	TR	110507	505003	103702	521932	138744	37
11/2014	SW 4	MI 7	TR	110884	505003	103702	505108	243097	6,398
11/2014	SW 4	MI 7	TR	110884	505003	103702	521008	11616	4,608
11/2014	SW 4	MI 7	TR	110884	505003	103702	521116	42078	17,687
11/2014	SW 4	MI 7	TR	110885	505003	103702	521008	11616	376
11/2014	SW 4	MI 7	TR	110885	505003	103702	521142	40477	1,420
11/2014	SW 4	MI 7	TR	110885	505003	103702	521985	278172	257
11/2014	SW 4	MI 7	TR	110889	505003	103702	505038	153808	57
11/2014	SW 4	MI 7	TR	110889	505003	103702	521074	40470	134
11/2014	SW 4	MI 7	TR	110889	505003	103702	521118	11578	382
11/2014	SW 4	MI 7	TR	110889	505003	103702	521122	11751	302
11/2014	SW 4	MI 7	TR	110889	505003	103702	521124	11562	59
11/2014	SW 4	MI 7	TR	110889	505003	103702	521138	11680	111
11/2014	SW 4	MI 7	TR	110889	505003	103702	521142	40477	1,584
11/2014	SW 4	MI 7	TR	110889	505003	103702	521144	11580	698
11/2014	SW 4	MI 7	TR	110889	505003	103702	521146	11785	129
11/2014	SW 4	MI 7	TR	110889	505003	103702	521690	40892	56
11/2014	SW 4	MI 7	TR	110889	505003	103702	521962	139401	32
11/2014	SW 4	MI 7	TR	110889	505003	103702	523052	467243	1,370
11/2014	SW 4	MI 7	TR	110949	505003	103702	505028	139366	3,330
11/2014	SW 4	MI 7	TR	113372	505003	103702	521116	42078	1,611
11/2014	SW 4	MI 7	TR	113372	505003	103702	521636	22992	193
11/2014	SW 4	MI 7	TR	113372	505003	103702	521670	40468	720
11/2014	SW 4	MI 7	TR	113372	505003	103702	521932	138744	536
11/2014	SW 4	MI 7	TR	113372	505003	103702	521942	198847	200
11/2014	SW 4	MI 7	TR	113372	505003	103702	521948	4492	309

**ANR Pipeline Company
 Transportation Services
 Fuel By Route Analysis**

VASCR351

Reporting Year: *January - December 2014*
 Production Period: 11/2014

<u>Production Period</u>	<u>Receipt Segment</u>	<u>Delivery Segment</u>	<u>Service Class</u>	<u>Svc Req Contract</u>	<u>Receipt Location</u>	<u>Receipt Loc Prop</u>	<u>Delivery Location</u>	<u>Delivery Loc Prop</u>	<u>Fuel Quantity</u>
11/2014	SW 4	MI 7	TR	113372	505003	103702	521962	139401	6
11/2014	SW 4	MI 7	TR	114497	505003	103702	505038	153808	5
11/2014	SW 4	MI 7	TR	114497	505003	103702	505108	243097	322
11/2014	SW 4	MI 7	TR	114497	505003	103702	521985	278172	77
11/2014	SW 4	MI 7	TR	118145	505003	103702	521014	153852	668
11/2014	SW 4	MI 7	TR	118145	505003	103702	521116	42078	606
11/2014	SW 4	MI 7	TR	118145	505003	103702	521962	139401	17,171
11/2014	SW 4	MI 7	TR	122067	505003	103702	505108	243097	137
11/2014	SW 4	MI 7	TR	122067	505003	103702	521102	11674	3,077
11/2014	SW 4	MI 7	TR	122067	505003	103702	521106	11747	3,094
11/2014	SW 4	MI 7	TR	122067	505003	103702	521116	42078	1,255
11/2014	SW 4	MI 7	TR	122247	505003	103702	505108	243097	258
11/2014	SW 4	MI 7	TR	122247	505003	103702	521102	11674	6,781
11/2014	SW 4	MI 7	TR	122247	505003	103702	521106	11747	6,781
11/2014	SW 4	MI 7	TR	122247	505003	103702	521110	11803	2,950
11/2014	SW 4	MI 7	TR	122247	505003	103702	521116	42078	299
11/2014	SW 4	MI 7	TR	122247	505003	103702	521118	11578	4
11/2014	SW 4	MI 7	TR	122247	505003	103702	521122	11751	10
11/2014	SW 4	MI 7	TR	122247	505003	103702	521124	11562	20
11/2014	SW 4	MI 7	TR	122247	505003	103702	521138	11680	3
11/2014	SW 4	MI 7	TR	122262	505003	103702	505108	243097	2,096
11/2014	SW 4	MI 7	TR	122262	505003	103702	521116	42078	19,388
11/2014	SW 4	MI 7	TR	122262	505003	103702	521636	22992	1,557
11/2014	SW 4	MI 7	TR	122271	505003	103702	505038	153808	17,703
11/2014	SW 4	MI 7	TR	122271	505003	103702	505108	243097	21,812
11/2014	SW 4	MI 7	TR	122271	505003	103702	521690	40892	11,529
11/2014	SW 4	MI 7	TR	123822	505003	103702	505038	153808	4,519
11/2014	SW 4	MI 7	TR	123822	505003	103702	505108	243097	4,339
11/2014	SW 4	MI 7	TR	123822	505003	103702	521690	40892	3,248
11/2014	SW 4	MI 7	TR	123823	505003	103702	505038	153808	768
11/2014	SW 4	MI 7	TR	123823	505003	103702	521008	11616	208
11/2014	SW 4	MI 7	TR	123823	505003	103702	521116	42078	8,390
11/2014	SW 4	MI 7	TR	123823	505003	103702	521636	22992	2,156

**ANR Pipeline Company
 Transportation Services
 Fuel By Route Analysis**
VASCR351

 Reporting Year: *January - December 2014*
 Production Period: 11/2014

<u>Production Period</u>	<u>Receipt Segment</u>	<u>Delivery Segment</u>	<u>Service Class</u>	<u>Svc Req Contract</u>	<u>Receipt Location</u>	<u>Receipt Loc Prop</u>	<u>Delivery Location</u>	<u>Delivery Loc Prop</u>	<u>Fuel Quantity</u>
11/2014	SW 4	MI 7	TR	123824	505003	103702	505038	153808	11,891
11/2014	SW 4	MI 7	TR	123824	505003	103702	505108	243097	4,786
11/2014	SW 4	MI 7	TR	123824	505003	103702	521008	11616	6,761
11/2014	SW 4	MI 7	TR	123824	505003	103702	521116	42078	2,889
11/2014	SW 4	MI 7	TR	123824	505003	103702	521985	278172	2,493
11/2014	SW 4	MI 7	TR	123825	505003	103702	521116	42078	2,629
11/2014	SW 4	MI 7	TR	123825	505003	103702	521636	22992	8,891
11/2014	SW 4	MI 7	TR	123827	505003	103702	505038	153808	203
11/2014	SW 4	MI 7	TR	123827	505003	103702	521008	11616	3,886
11/2014	SW 4	MI 7	TR	123827	505003	103702	521116	42078	690
11/2014	SW 4	MI 7	TR	123827	505003	103702	521636	22992	114
11/2014	SW 4	MI 7	TR	123827	505003	103702	523052	467243	858
11/2014	SW 4	MI 7	TR	123841	505003	103702	505038	153808	1,056
11/2014	SW 4	MI 7	TR	123841	505003	103702	505108	243097	7,909
11/2014	SW 4	MI 7	TR	123841	505003	103702	521116	42078	8,031
11/2014	SW 4	MI 7	TR	124570	505003	103702	505108	243097	1,297
11/2014	SW 4	MI 7	TR	125046	505003	103702	521985	278172	109
11/2014	SW 4	MI 7	TR	125057	505003	103702	505108	243097	4,800
11/2014	SW 4	MI 7	TR	125057	505003	103702	521116	42078	6,720
11/2014	SW 4	MI 7	TR	125058	505003	103702	505038	153808	6,781
11/2014	SW 4	MI 7	TR	125058	505003	103702	505108	243097	1,133
11/2014	SW 4	MI 7	TR	125058	505003	103702	521008	11616	13,222
11/2014	SW 4	MI 7	TR	125058	505003	103702	521074	40470	89
11/2014	SW 4	MI 7	TR	125058	505003	103702	521116	42078	131
11/2014	SW 4	MI 7	TR	125058	505003	103702	521118	11578	263
11/2014	SW 4	MI 7	TR	125058	505003	103702	521122	11751	33
11/2014	SW 4	MI 7	TR	125058	505003	103702	521142	40477	53
11/2014	SW 4	MI 7	TR	125058	505003	103702	521144	11580	110
11/2014	SW 4	MI 7	TR	125058	505003	103702	521162	11748	109
11/2014	SW 4	MI 7	TR	125058	505003	103702	521966	216338	2
11/2014	SW 4	MI 7	TR	125058	505003	103702	523052	467243	189
11/2014	SW 4	MI 7	TR	125059	505003	103702	521016	4196	4,320
11/2014	SW 4	MI 7	TR	125059	505003	103702	521116	42078	3,840

ANR Pipeline Company Transportation Services Fuel By Route Analysis
--

VASCR351

 Reporting Year: *January - December 2014*
 Production Period: 11/2014

<u>Production Period</u>	<u>Receipt Segment</u>	<u>Delivery Segment</u>	<u>Service Class</u>	<u>Svc Req Contract</u>	<u>Receipt Location</u>	<u>Receipt Loc Prop</u>	<u>Delivery Location</u>	<u>Delivery Loc Prop</u>	<u>Fuel Quantity</u>
11/2014	SW 4	MI 7	TR	125059	505003	103702	521636	22992	2,976
11/2014	SW 4	MI 7	TR	125229	505003	103702	521948	4492	60
11/2014	SW 4	MI 7	TR	125262	505003	103702	521948	4492	60
11/2014	SW 4	MI 7	TR	125325	505003	103702	521948	4492	60
11/2014	SW 4	MI 7	TR	125348	505003	103702	521948	4492	30
11/2014	SW 4	MI 7	TR	125478	505003	103702	521158	11581	30
11/2014	SW 4	MI 7	TR	125479	505003	103702	521158	11581	150
11/2014	SW 4	MI 7	TR	125510	505003	103702	505038	153808	1,208
11/2014	SW 4	MI 7	TR	125510	505003	103702	505108	243097	93
11/2014	SW 4	MI 7	TR	125518	505003	103702	505017	139249	27,271
11/2014	SW 4	MI 7	TR	125525	505003	103702	521158	11581	102
11/2014	SW 4	MI 7	TR	125525	505003	103702	521985	278172	33
Segment									413,546
11/2014	SW 4	MW 5	TR	111657	505003	103702	521656	284918	1,103
11/2014	SW 4	MW 5	TR	121091	505003	103702	521408	12999	29
11/2014	SW 4	MW 5	TR	124790	505003	103702	521600	40285	30
11/2014	SW 4	MW 5	TR	124953	505003	103702	521600	40285	30
11/2014	SW 4	MW 5	TR	124953	505003	103702	521656	284918	30
11/2014	SW 4	MW 5	TR	125046	505003	103702	521656	284918	27
11/2014	SW 4	MW 5	TR	125065	505003	103702	521656	284918	497
11/2014	SW 4	MW 5	TR	125550	505003	103702	521408	12999	120
11/2014	SW 4	MW 5	TR	125578	505003	103702	521656	284918	96
11/2014	SW 4	MW 5	TS	123146	505003	103702	521596	5227	100
Segment									2,062
11/2014	SW 4	MW 6	TR	700	505003	103702	505014	139246	1,860
11/2014	SW 4	MW 6	TR	108861	505003	103702	521498	4857	597
11/2014	SW 4	MW 6	TR	108986	505003	103702	505005	139233	2,362
11/2014	SW 4	MW 6	TR	110185	505003	103702	505013	139241	3,397
11/2014	SW 4	MW 6	TR	110185	505003	103702	521086	103709	372
11/2014	SW 4	MW 6	TR	110185	505003	103702	521470	4738	1,748
11/2014	SW 4	MW 6	TR	110185	505003	103702	521482	4741	930
11/2014	SW 4	MW 6	TR	110291	505003	103702	521438	4614	3,989

**ANR Pipeline Company
 Transportation Services
 Fuel By Route Analysis**

VASCR351

Reporting Year: *January - December 2014*
 Production Period: 11/2014

<u>Production Period</u>	<u>Receipt Segment</u>	<u>Delivery Segment</u>	<u>Service Class</u>	<u>Svc Req Contract</u>	<u>Receipt Location</u>	<u>Receipt Loc Prop</u>	<u>Delivery Location</u>	<u>Delivery Loc Prop</u>	<u>Fuel Quantity</u>
11/2014	SW 4	MW 6	TR	110889	505003	103702	521470	4738	557
11/2014	SW 4	MW 6	TR	110889	505003	103702	521506	3797	98
11/2014	SW 4	MW 6	TR	113155	505003	103702	521470	4738	3,480
11/2014	SW 4	MW 6	TR	113372	505003	103702	521420	4602	135
11/2014	SW 4	MW 6	TR	113372	505003	103702	521482	4741	300
11/2014	SW 4	MW 6	TR	114497	505003	103702	521432	4691	14
11/2014	SW 4	MW 6	TR	114497	505003	103702	521482	4741	974
11/2014	SW 4	MW 6	TR	114497	505003	103702	521506	3797	60
11/2014	SW 4	MW 6	TR	116236	505003	103702	521438	4614	4,757
11/2014	SW 4	MW 6	TR	120554	505003	103702	521400	13135	30
11/2014	SW 4	MW 6	TR	120554	505003	103702	521420	4602	390
11/2014	SW 4	MW 6	TR	120554	505003	103702	521434	4619	60
11/2014	SW 4	MW 6	TR	120554	505003	103702	521470	4738	270
11/2014	SW 4	MW 6	TR	123406	505003	103702	505013	139241	11,055
11/2014	SW 4	MW 6	TR	123406	505003	103702	521434	4619	1,170
11/2014	SW 4	MW 6	TR	123406	505003	103702	521470	4738	1,121
11/2014	SW 4	MW 6	TR	123406	505003	103702	521482	4741	60
11/2014	SW 4	MW 6	TR	123850	505003	103702	521428	40193	1,274
11/2014	SW 4	MW 6	TR	124212	505003	103702	521482	4741	2,518
11/2014	SW 4	MW 6	TR	124570	505003	103702	521440	4616	3,404
11/2014	SW 4	MW 6	TR	124790	505003	103702	521420	4602	60
11/2014	SW 4	MW 6	TR	124953	505003	103702	521400	13135	430
11/2014	SW 4	MW 6	TR	124953	505003	103702	521420	4602	2,305
11/2014	SW 4	MW 6	TR	124953	505003	103702	521482	4741	99
11/2014	SW 4	MW 6	TR	124953	505003	103702	521914	40412	447
11/2014	SW 4	MW 6	TR	125046	505003	103702	521914	40412	116
11/2014	SW 4	MW 6	TR	125510	505003	103702	521432	4691	150
11/2014	SW 4	MW 6	TR	125510	505003	103702	521470	4738	120
11/2014	SW 4	MW 6	TR	125518	505003	103702	521434	4619	649
11/2014	SW 4	MW 6	TR	125518	505003	103702	521506	3797	21
11/2014	SW 4	MW 6	TR	125525	505003	103702	521420	4602	875
11/2014	SW 4	MW 6	TR	125525	505003	103702	521482	4741	11
11/2014	SW 4	MW 6	TR	125525	505003	103702	521914	40412	1,463

ANR Pipeline Company Transportation Services Fuel By Route Analysis
--

VASCR351

 Reporting Year: *January - December 2014*
 Production Period: 11/2014

<u>Production Period</u>	<u>Receipt Segment</u>	<u>Delivery Segment</u>	<u>Service Class</u>	<u>Svc Req Contract</u>	<u>Receipt Location</u>	<u>Receipt Loc Prop</u>	<u>Delivery Location</u>	<u>Delivery Loc Prop</u>	<u>Fuel Quantity</u>
11/2014	SW 4	MW 6	TR	125529	505003	103702	521434	4619	1,569
11/2014	SW 4	MW 6	TR	125564	505003	103702	521400	13135	323
11/2014	SW 4	MW 6	TR	125564	505003	103702	521426	40183	30
11/2014	SW 4	MW 6	TR	125564	505003	103702	521434	4619	77
11/2014	SW 4	MW 6	TR	125564	505003	103702	521436	4561	185
11/2014	SW 4	MW 6	TR	125564	505003	103702	521482	4741	7,183
11/2014	SW 4	MW 6	TR	125564	505003	103702	521608	171759	90
11/2014	SW 4	MW 6	TS	109148	505003	103702	521566	12977	180
11/2014	SW 4	MW 6	TS	109171	505003	103702	521428	40193	321
11/2014	SW 4	MW 6	TS	110863	505003	103702	521608	171759	155
11/2014	SW 4	MW 6	TS	123057	505003	103702	521502	4747	60
11/2014	SW 4	MW 6	TS	123059	505003	103702	521424	13215	10
11/2014	SW 4	MW 6	TS	123065	505003	103702	521430	40195	179
11/2014	SW 4	MW 6	TS	123149	505003	103702	521422	12976	20
11/2014	SW 4	MW 6	TS	123203	505003	103702	521500	4693	90
11/2014	SW 4	MW 6	TS	123214	505003	103702	521598	4564	65
11/2014	SW 4	MW 6	TS	123215	505003	103702	521494	4605	545
11/2014	SW 4	MW 6	TS	123216	505003	103702	521492	4604	251
11/2014	SW 4	MW 6	TS	123217	505003	103702	521418	12991	603
11/2014	SW 4	MW 6	TS	123221	505003	103702	521496	4689	354
11/2014	SW 4	MW 6	TS	123222	505003	103702	521526	3969	120
11/2014	SW 4	MW 6	TS	123242	505003	103702	521426	40183	207
11/2014	SW 4	MW 6	TS	123300	505003	103702	521524	3973	560
	Segment								66,905
11/2014	SW 4	SW 1	TR	118265	505003	103702	522124	158286	212
11/2014	SW 4	SW 1	TR	120703	505003	103702	523076	1388911	1,709
	Segment								1,921
11/2014	SW 4	SW 3	TR	102083	505003	103702	521070	221448	52
	Segment								52
11/2014	SW 4	SW 4	TR	115706	510034	187481	521642	237023	386
11/2014	SW 4	SW 4	TR	121091	505003	103702	513042	385402	1,417
11/2014	SW 4	SW 4	TR	121091	505003	103702	521020	34887	99

**ANR Pipeline Company
 Transportation Services
 Fuel By Route Analysis**
VASCR351

 Reporting Year: *January - December 2014*
 Production Period: **11/2014**

<u>Production Period</u>	<u>Receipt Segment</u>	<u>Delivery Segment</u>	<u>Service Class</u>	<u>Svc Req Contract</u>	<u>Receipt Location</u>	<u>Receipt Loc Prop</u>	<u>Delivery Location</u>	<u>Delivery Loc Prop</u>	<u>Fuel Quantity</u>
11/2014	SW 4	SW 4	TR	121091	505003	103702	521040	234898	19
11/2014	SW 4	SW 4	TR	123915	505003	103702	521664	174769	107
	Segment								2,028
11/2014	SW 4	SW 5	TR	120629	510034	187481	522116	278352	251
	Segment								251
11/2014	SW 4	WI 7	TR	800	505003	103702	505025	139257	14,070
11/2014	SW 4	WI 7	TR	5450	505003	103702	505026	139258	77,094
11/2014	SW 4	WI 7	TR	104845	505003	103702	505025	139257	8,220
11/2014	SW 4	WI 7	TR	107873	505003	103702	521172	28846	16,920
11/2014	SW 4	WI 7	TR	107893	505003	103702	505024	139256	9,060
11/2014	SW 4	WI 7	TR	108268	505003	103702	505016	139248	4,608
11/2014	SW 4	WI 7	TR	108268	505003	103702	521172	28846	384
11/2014	SW 4	WI 7	TR	109511	505003	103702	510033	28873	192
11/2014	SW 4	WI 7	TR	109511	505003	103702	521164	28842	384
11/2014	SW 4	WI 7	TR	109511	505003	103702	523032	384134	1,191
11/2014	SW 4	WI 7	TR	109511	505003	103702	523034	384136	154
11/2014	SW 4	WI 7	TR	109665	505003	103702	521370	28788	180
11/2014	SW 4	WI 7	TR	109975	505003	103702	521164	28842	712
11/2014	SW 4	WI 7	TR	109975	505003	103702	523034	384136	10,808
11/2014	SW 4	WI 7	TR	110885	505003	103702	521012	40226	2,766
11/2014	SW 4	WI 7	TR	110885	505003	103702	521172	28846	5,649
11/2014	SW 4	WI 7	TR	110885	505003	103702	521180	28875	2,880
11/2014	SW 4	WI 7	TR	110885	505003	103702	521202	28682	180
11/2014	SW 4	WI 7	TR	110885	505003	103702	521246	28844	3,959
11/2014	SW 4	WI 7	TR	110885	505003	103702	521250	28841	4,143
11/2014	SW 4	WI 7	TR	110885	505003	103702	521262	36868	4,579
11/2014	SW 4	WI 7	TR	110885	505003	103702	521266	28702	3,965
11/2014	SW 4	WI 7	TR	110885	505003	103702	521314	28661	7,641
11/2014	SW 4	WI 7	TR	110885	505003	103702	521316	28831	847
11/2014	SW 4	WI 7	TR	110885	505003	103702	521336	28738	60
11/2014	SW 4	WI 7	TR	110885	505003	103702	521650	269472	334
11/2014	SW 4	WI 7	TR	110885	505003	103702	521676	100052	3,640

ANR Pipeline Company Transportation Services Fuel By Route Analysis

VASCR351

Reporting Year: *January - December 2014*
 Production Period: 11/2014

<u>Production Period</u>	<u>Receipt Segment</u>	<u>Delivery Segment</u>	<u>Service Class</u>	<u>Svc Req Contract</u>	<u>Receipt Location</u>	<u>Receipt Loc Prop</u>	<u>Delivery Location</u>	<u>Delivery Loc Prop</u>	<u>Fuel Quantity</u>
11/2014	SW 4	WI 7	TR	110885	505003	103702	521784	28720	1,120
11/2014	SW 4	WI 7	TR	110885	505003	103702	523032	384134	8,932
11/2014	SW 4	WI 7	TR	110885	505003	103702	523034	384136	4,791
11/2014	SW 4	WI 7	TR	112883	505003	103702	505024	139256	6,450
11/2014	SW 4	WI 7	TR	112891	505003	103702	521172	28846	12,000
11/2014	SW 4	WI 7	TR	112923	505003	103702	521172	28846	17,520
11/2014	SW 4	WI 7	TR	112924	505003	103702	505024	139256	9,480
11/2014	SW 4	WI 7	TR	113238	505003	103702	505025	139257	444
11/2014	SW 4	WI 7	TR	113238	505003	103702	521814	36934	666
11/2014	SW 4	WI 7	TR	113372	505003	103702	521012	40226	143
11/2014	SW 4	WI 7	TR	113372	505003	103702	521172	28846	1,853
11/2014	SW 4	WI 7	TR	113372	505003	103702	521180	28875	60
11/2014	SW 4	WI 7	TR	113372	505003	103702	521246	28844	76
11/2014	SW 4	WI 7	TR	113372	505003	103702	521262	36868	292
11/2014	SW 4	WI 7	TR	113372	505003	103702	521266	28702	76
11/2014	SW 4	WI 7	TR	113372	505003	103702	521314	28661	930
11/2014	SW 4	WI 7	TR	113372	505003	103702	521316	28831	15
11/2014	SW 4	WI 7	TR	113372	505003	103702	521336	28738	12
11/2014	SW 4	WI 7	TR	113372	505003	103702	521338	28700	8
11/2014	SW 4	WI 7	TR	113372	505003	103702	521374	28662	4
11/2014	SW 4	WI 7	TR	113372	505003	103702	521784	28720	1,167
11/2014	SW 4	WI 7	TR	114497	505003	103702	521012	40226	614
11/2014	SW 4	WI 7	TR	114497	505003	103702	521168	28834	40
11/2014	SW 4	WI 7	TR	114497	505003	103702	521172	28846	3,140
11/2014	SW 4	WI 7	TR	114497	505003	103702	521176	28859	30
11/2014	SW 4	WI 7	TR	114497	505003	103702	521178	28883	118
11/2014	SW 4	WI 7	TR	114497	505003	103702	521196	28771	210
11/2014	SW 4	WI 7	TR	114497	505003	103702	521200	28679	207
11/2014	SW 4	WI 7	TR	114497	505003	103702	521202	28682	18
11/2014	SW 4	WI 7	TR	114497	505003	103702	521204	28672	248
11/2014	SW 4	WI 7	TR	114497	505003	103702	521210	28828	184
11/2014	SW 4	WI 7	TR	114497	505003	103702	521214	40197	12
11/2014	SW 4	WI 7	TR	114497	505003	103702	521222	28765	36

**ANR Pipeline Company
 Transportation Services
 Fuel By Route Analysis**

VASCR351

Reporting Year: *January - December 2014*
 Production Period: 11/2014

<u>Production Period</u>	<u>Receipt Segment</u>	<u>Delivery Segment</u>	<u>Service Class</u>	<u>Svc Req Contract</u>	<u>Receipt Location</u>	<u>Receipt Loc Prop</u>	<u>Delivery Location</u>	<u>Delivery Loc Prop</u>	<u>Fuel Quantity</u>
11/2014	SW 4	WI 7	TR	114497	505003	103702	521230	28819	60
11/2014	SW 4	WI 7	TR	114497	505003	103702	521238	28836	33
11/2014	SW 4	WI 7	TR	114497	505003	103702	521240	28759	699
11/2014	SW 4	WI 7	TR	114497	505003	103702	521242	139405	4
11/2014	SW 4	WI 7	TR	114497	505003	103702	521246	28844	902
11/2014	SW 4	WI 7	TR	114497	505003	103702	521250	28841	1,093
11/2014	SW 4	WI 7	TR	114497	505003	103702	521262	36868	1,258
11/2014	SW 4	WI 7	TR	114497	505003	103702	521266	28702	1,334
11/2014	SW 4	WI 7	TR	114497	505003	103702	521288	28670	36
11/2014	SW 4	WI 7	TR	114497	505003	103702	521298	28736	260
11/2014	SW 4	WI 7	TR	114497	505003	103702	521314	28661	731
11/2014	SW 4	WI 7	TR	114497	505003	103702	521316	28831	135
11/2014	SW 4	WI 7	TR	114497	505003	103702	521322	28868	126
11/2014	SW 4	WI 7	TR	114497	505003	103702	521336	28738	36
11/2014	SW 4	WI 7	TR	114497	505003	103702	521338	28700	72
11/2014	SW 4	WI 7	TR	114497	505003	103702	521344	28734	60
11/2014	SW 4	WI 7	TR	114497	505003	103702	521350	28660	184
11/2014	SW 4	WI 7	TR	114497	505003	103702	521676	100052	736
11/2014	SW 4	WI 7	TR	114497	505003	103702	521784	28720	556
11/2014	SW 4	WI 7	TR	114497	505003	103702	521786	28798	377
11/2014	SW 4	WI 7	TR	114497	505003	103702	521812	40304	90
11/2014	SW 4	WI 7	TR	114497	505003	103702	521814	36934	627
11/2014	SW 4	WI 7	TR	114497	505003	103702	523032	384134	240
11/2014	SW 4	WI 7	TR	114497	505003	103702	523034	384136	996
11/2014	SW 4	WI 7	TR	115269	505003	103702	505437	395744	28,710
11/2014	SW 4	WI 7	TR	117331	505003	103702	505021	139253	12,450
11/2014	SW 4	WI 7	TR	122067	505003	103702	521108	11702	8,577
11/2014	SW 4	WI 7	TR	122247	505003	103702	510033	28873	192
11/2014	SW 4	WI 7	TR	123649	505003	103702	521316	28831	780
11/2014	SW 4	WI 7	TR	125046	505003	103702	521034	183670	99
11/2014	SW 4	WI 7	TR	125046	505003	103702	521172	28846	779
11/2014	SW 4	WI 7	TR	125046	505003	103702	521176	28859	240
11/2014	SW 4	WI 7	TR	125046	505003	103702	521188	28862	179

**ANR Pipeline Company
 Transportation Services
 Fuel By Route Analysis**
VASCR351

 Reporting Year: *January - December 2014*
 Production Period: **11/2014**

<u>Production Period</u>	<u>Receipt Segment</u>	<u>Delivery Segment</u>	<u>Service Class</u>	<u>Svc Req Contract</u>	<u>Receipt Location</u>	<u>Receipt Loc Prop</u>	<u>Delivery Location</u>	<u>Delivery Loc Prop</u>	<u>Fuel Quantity</u>
11/2014	SW 4	WI 7	TR	125046	505003	103702	521246	28844	532
11/2014	SW 4	WI 7	TR	125046	505003	103702	521266	28702	1,975
11/2014	SW 4	WI 7	TR	125046	505003	103702	521314	28661	2,530
11/2014	SW 4	WI 7	TR	125046	505003	103702	521394	36936	102
11/2014	SW 4	WI 7	TR	125046	505003	103702	521676	100052	1,334
11/2014	SW 4	WI 7	TR	125058	505003	103702	521172	28846	447
11/2014	SW 4	WI 7	TR	125058	505003	103702	521196	28771	237
11/2014	SW 4	WI 7	TR	125058	505003	103702	521266	28702	143
11/2014	SW 4	WI 7	TR	125058	505003	103702	521288	28670	103
11/2014	SW 4	WI 7	TR	125059	505003	103702	521172	28846	384
11/2014	SW 4	WI 7	TR	125117	505003	103702	521314	28661	8,640
11/2014	SW 4	WI 7	TR	125510	505003	103702	510033	28873	279
11/2014	SW 4	WI 7	TR	125510	505003	103702	521164	28842	93
11/2014	SW 4	WI 7	TR	125510	505003	103702	521172	28846	178
11/2014	SW 4	WI 7	TR	125510	505003	103702	521250	28841	465
11/2014	SW 4	WI 7	TR	125510	505003	103702	521266	28702	93
11/2014	SW 4	WI 7	TR	125510	505003	103702	523032	384134	279
11/2014	SW 4	WI 7	TR	125510	505003	103702	523034	384136	279
11/2014	SW 4	WI 7	TR	125518	505003	103702	521784	28720	175
11/2014	SW 4	WI 7	TR	125525	505003	103702	521012	40226	371
11/2014	SW 4	WI 7	TR	125525	505003	103702	521172	28846	76
11/2014	SW 4	WI 7	TR	125525	505003	103702	521176	28859	635
11/2014	SW 4	WI 7	TR	125525	505003	103702	521178	28883	125
11/2014	SW 4	WI 7	TR	125525	505003	103702	521180	28875	190
11/2014	SW 4	WI 7	TR	125525	505003	103702	521188	28862	666
11/2014	SW 4	WI 7	TR	125525	505003	103702	521198	28782	127
11/2014	SW 4	WI 7	TR	125525	505003	103702	521200	28679	37
11/2014	SW 4	WI 7	TR	125525	505003	103702	521210	28828	265
11/2014	SW 4	WI 7	TR	125525	505003	103702	521218	28865	11
11/2014	SW 4	WI 7	TR	125525	505003	103702	521240	28759	281
11/2014	SW 4	WI 7	TR	125525	505003	103702	521246	28844	280
11/2014	SW 4	WI 7	TR	125525	505003	103702	521248	28811	2
11/2014	SW 4	WI 7	TR	125525	505003	103702	521250	28841	60

**ANR Pipeline Company
 Transportation Services
 Fuel By Route Analysis**
VASCR351

 Reporting Year: *January - December 2014*
 Production Period: 11/2014

<u>Production Period</u>	<u>Receipt Segment</u>	<u>Delivery Segment</u>	<u>Service Class</u>	<u>Svc Req Contract</u>	<u>Receipt Location</u>	<u>Receipt Loc Prop</u>	<u>Delivery Location</u>	<u>Delivery Loc Prop</u>	<u>Fuel Quantity</u>
11/2014	SW 4	WI 7	TR	125525	505003	103702	521266	28702	287
11/2014	SW 4	WI 7	TR	125525	505003	103702	521314	28661	4,379
11/2014	SW 4	WI 7	TR	125525	505003	103702	521394	36936	586
11/2014	SW 4	WI 7	TR	125525	505003	103702	521676	100052	144
11/2014	SW 4	WI 7	TR	125525	505003	103702	521786	28798	26
11/2014	SW 4	WI 7	TR	125525	505003	103702	521810	36869	125
11/2014	SW 4	WI 7	TR	125564	505003	103702	521260	36867	964
11/2014	SW 4	WI 7	TR	125564	505003	103702	521812	40304	180
11/2014	SW 4	WI 7	TS	123061	505003	103702	521396	150407	390
11/2014	SW 4	WI 7	TS	123220	505003	103702	521392	28730	1,466
Segment									348,108
11/2014	WI 7	MI 7	TR	108179	523032	384134	505038	153808	55
11/2014	WI 7	MI 7	TR	109974	521164	28842	505038	153808	91
11/2014	WI 7	MI 7	TR	112565	523032	384134	505038	153808	146
11/2014	WI 7	MI 7	TR	113181	521650	269472	505038	153808	101
11/2014	WI 7	MI 7	TR	125146	510006	28808	505038	153808	46
11/2014	WI 7	MI 7	TR	125146	510041	11661	521962	139401	5
11/2014	WI 7	MI 7	TR	125502	521650	269472	505038	153808	5
11/2014	WI 7	MI 7	TR	125509	510041	11661	505017	139249	21
11/2014	WI 7	MI 7	TR	125560	510006	28808	505038	153808	41
Segment									511
11/2014	WI 7	WI 7	TR	107873	510033	28873	505023	139255	752
11/2014	WI 7	WI 7	TR	109974	521164	28842	521256	174788	17
11/2014	WI 7	WI 7	TR	109974	521164	28842	521786	28798	17
11/2014	WI 7	WI 7	TR	109974	521164	28842	523034	384136	9
11/2014	WI 7	WI 7	TR	109974	523034	384136	521164	28842	75
11/2014	WI 7	WI 7	TR	109974	523034	384136	521250	28841	7
11/2014	WI 7	WI 7	TR	109974	523034	384136	521256	174788	6
11/2014	WI 7	WI 7	TR	109974	523034	384136	521784	28720	46
11/2014	WI 7	WI 7	TR	109974	523034	384136	521786	28798	97
11/2014	WI 7	WI 7	TR	111730	521164	28842	521258	265372	2
11/2014	WI 7	WI 7	TR	111730	521164	28842	523034	384136	46

**ANR Pipeline Company
 Transportation Services
 Fuel By Route Analysis**

VASCR351

Reporting Year: *January - December 2014*
 Production Period: 11/2014

<u>Production Period</u>	<u>Receipt Segment</u>	<u>Delivery Segment</u>	<u>Service Class</u>	<u>Svc Req Contract</u>	<u>Receipt Location</u>	<u>Receipt Loc Prop</u>	<u>Delivery Location</u>	<u>Delivery Loc Prop</u>	<u>Fuel Quantity</u>
11/2014	WI 7	WI 7	TR	111972	510041	11661	521012	40226	180
11/2014	WI 7	WI 7	TR	112565	521650	269472	523032	384134	403
11/2014	WI 7	WI 7	TR	112891	510033	28873	505023	139255	87
11/2014	WI 7	WI 7	TR	113181	521650	269472	523034	384136	113
11/2014	WI 7	WI 7	TR	114497	510006	28808	510033	28873	97
11/2014	WI 7	WI 7	TR	114497	510006	28808	521172	28846	29
11/2014	WI 7	WI 7	TR	114497	510006	28808	521178	28883	53
11/2014	WI 7	WI 7	TR	114497	510006	28808	521196	28771	19
11/2014	WI 7	WI 7	TR	114497	510006	28808	521204	28672	46
11/2014	WI 7	WI 7	TR	114497	510006	28808	521214	40197	16
11/2014	WI 7	WI 7	TR	114497	510006	28808	521222	28765	5
11/2014	WI 7	WI 7	TR	114497	510006	28808	521240	28759	26
11/2014	WI 7	WI 7	TR	114497	510006	28808	521248	28811	7
11/2014	WI 7	WI 7	TR	114497	510006	28808	521262	36868	266
11/2014	WI 7	WI 7	TR	114497	510006	28808	521266	28702	2
11/2014	WI 7	WI 7	TR	114497	510006	28808	521314	28661	161
11/2014	WI 7	WI 7	TR	114497	510006	28808	521322	28868	5
11/2014	WI 7	WI 7	TR	114497	510006	28808	521676	100052	23
11/2014	WI 7	WI 7	TR	114497	510006	28808	521814	36934	42
11/2014	WI 7	WI 7	TR	114497	510006	28808	523032	384134	7
11/2014	WI 7	WI 7	TR	114497	510033	28873	521168	28834	3
11/2014	WI 7	WI 7	TR	114497	510033	28873	521178	28883	5
11/2014	WI 7	WI 7	TR	114497	510033	28873	521240	28759	14
11/2014	WI 7	WI 7	TR	114497	510033	28873	521262	36868	23
11/2014	WI 7	WI 7	TR	114668	521164	28842	521256	174788	2
11/2014	WI 7	WI 7	TR	114668	521164	28842	521258	265372	4
11/2014	WI 7	WI 7	TR	114668	521164	28842	521786	28798	3
11/2014	WI 7	WI 7	TR	114677	510041	11661	521288	28670	117
11/2014	WI 7	WI 7	TR	115823	510041	11661	521288	28670	8
11/2014	WI 7	WI 7	TR	117335	510006	28808	505021	139253	27
11/2014	WI 7	WI 7	TR	121006	523034	384136	521786	28798	57
11/2014	WI 7	WI 7	TR	121932	510041	11661	521266	28702	8
11/2014	WI 7	WI 7	TR	122248	510033	28873	521108	11702	5,760

**ANR Pipeline Company
Transportation Services
Fuel By Route Analysis**

VASCR351

Reporting Year: *January - December 2014*
Production Period: 11/2014

<u>Production Period</u>	<u>Receipt Segment</u>	<u>Delivery Segment</u>	<u>Service Class</u>	<u>Svc Req Contract</u>	<u>Receipt Location</u>	<u>Receipt Loc Prop</u>	<u>Delivery Location</u>	<u>Delivery Loc Prop</u>	<u>Fuel Quantity</u>
11/2014	WI 7	WI 7	TR	125382	521650	269472	523034	384136	72
11/2014	WI 7	WI 7	TR	125451	510006	28808	521172	28846	59
11/2014	WI 7	WI 7	TR	125451	510006	28808	523034	384136	162
11/2014	WI 7	WI 7	TR	125502	521650	269472	523034	384136	70
11/2014	WI 7	WI 7	TR	125510	521650	269472	521250	28841	110
11/2014	WI 7	WI 7	TR	125517	510041	11661	521370	28788	69
11/2014	WI 7	WI 7	TR	125518	510041	11661	521784	28720	43
11/2014	WI 7	WI 7	TR	125523	510033	28873	521178	28883	1,508
11/2014	WI 7	WI 7	TR	125523	510033	28873	521324	28794	22
11/2014	WI 7	WI 7	TR	125554	510006	28808	521172	28846	14
11/2014	WI 7	WI 7	TR	125554	510006	28808	521252	28779	30
11/2014	WI 7	WI 7	TR	125554	510006	28808	521314	28661	53
11/2014	WI 7	WI 7	TR	125554	510006	28808	521336	28738	10
11/2014	WI 7	WI 7	TR	125554	510006	28808	521814	36934	15
11/2014	WI 7	WI 7	TR	125554	510006	28808	523041	395460	9
11/2014	WI 7	WI 7	TR	125560	510006	28808	521248	28811	37
11/2014	WI 7	WI 7	TR	125560	510006	28808	521356	28774	2
11/2014	WI 7	WI 7	TR	125560	510006	28808	521784	28720	12
11/2014	WI 7	WI 7	TR	125561	510041	11661	521172	28846	23
11/2014	WI 7	WI 7	TR	125561	510041	11661	521246	28844	2
11/2014	WI 7	WI 7	TR	125561	510041	11661	521252	28779	16
Segment									11,030
Total for 11/2014									2,118,561

ANR Pipeline Company Transportation Services Fuel By Route Analysis
--

VASCR351

 Reporting Year: *January - December 2014*
 Production Period: **12/2014**

<u>Production Period</u>	<u>Receipt Segment</u>	<u>Delivery Segment</u>	<u>Service Class</u>	<u>Svc Req Contract</u>	<u>Receipt Location</u>	<u>Receipt Loc Prop</u>	<u>Delivery Location</u>	<u>Delivery Loc Prop</u>	<u>Fuel Quantity</u>
12/2014	ME 2	ME 2	TR	120508	513084	803184	523043	416969	3,783
12/2014	ME 2	ME 2	TR	120508	513090	927982	523043	416969	122
12/2014	ME 2	ME 2	TR	123642	513090	927982	521594	20666	744
12/2014	ME 2	ME 2	TR	123706	513087	924935	521668	22975	100
	Segment								4,749
12/2014	ME 2	ME 3	TR	111963	513084	803184	521626	40184	7,373
12/2014	ME 2	ME 3	TR	114490	513084	803184	521010	40186	87
12/2014	ME 2	ME 3	TR	114490	513084	803184	521092	4475	26
12/2014	ME 2	ME 3	TR	114490	513084	803184	521528	4351	29
12/2014	ME 2	ME 3	TR	114490	513084	803184	521534	138745	29
12/2014	ME 2	ME 3	TR	114490	513084	803184	521626	40184	1,897
12/2014	ME 2	ME 3	TR	114490	513084	803184	523006	314730	40
12/2014	ME 2	ME 3	TR	118249	513084	803184	505564	1389346	2,283
12/2014	ME 2	ME 3	TR	118249	513084	803184	521620	16118	1,533
12/2014	ME 2	ME 3	TR	118761	513090	927982	520026	38843	20
12/2014	ME 2	ME 3	TR	120144	513066	702777	521626	40184	154
12/2014	ME 2	ME 3	TR	120144	513084	803184	521620	16118	33
12/2014	ME 2	ME 3	TR	120144	513084	803184	521626	40184	2,881
12/2014	ME 2	ME 3	TR	120144	513090	927982	521626	40184	124
12/2014	ME 2	ME 3	TR	124199	513084	803184	521552	16265	1,206
12/2014	ME 2	ME 3	TR	124206	513084	803184	521552	16265	428
12/2014	ME 2	ME 3	TR	124962	513084	803184	521010	40186	23,188
12/2014	ME 2	ME 3	TR	124997	513054	467676	505566	1389406	4,419
12/2014	ME 2	ME 3	TR	124997	513062	490940	505566	1389406	4,112
12/2014	ME 2	ME 3	TR	124997	513083	803183	505566	1389406	7,900
12/2014	ME 2	ME 3	TR	124997	513084	803184	505566	1389406	14,842
12/2014	ME 2	ME 3	TR	125322	513084	803184	521626	40184	186
12/2014	ME 2	ME 3	TR	125562	513084	803184	505566	1389406	893
	Segment								73,683
12/2014	ME 2	MI 7	TR	106308	521594	20666	505038	153808	132
12/2014	ME 2	MI 7	TR	112425	513090	927982	521116	42078	241
12/2014	ME 2	MI 7	TR	113650	513084	803184	521116	42078	138

**ANR Pipeline Company
 Transportation Services
 Fuel By Route Analysis**

VASCR351

Reporting Year: *January - December 2014*
 Production Period: 12/2014

<u>Production Period</u>	<u>Receipt Segment</u>	<u>Delivery Segment</u>	<u>Service Class</u>	<u>Svc Req Contract</u>	<u>Receipt Location</u>	<u>Receipt Loc Prop</u>	<u>Delivery Location</u>	<u>Delivery Loc Prop</u>	<u>Fuel Quantity</u>
12/2014	ME 2	MI 7	TR	113650	513084	803184	521932	138744	6,691
12/2014	ME 2	MI 7	TR	114490	513084	803184	521030	282436	51
12/2014	ME 2	MI 7	TR	114490	513084	803184	521116	42078	7,237
12/2014	ME 2	MI 7	TR	114490	513084	803184	521636	22992	58
12/2014	ME 2	MI 7	TR	114723	513084	803184	521116	42078	235
12/2014	ME 2	MI 7	TR	117783	513066	702777	521116	42078	876
12/2014	ME 2	MI 7	TR	118249	513084	803184	505038	153808	144
12/2014	ME 2	MI 7	TR	118903	513084	803184	521116	42078	29,148
12/2014	ME 2	MI 7	TR	118903	513087	924935	521116	42078	7,050
12/2014	ME 2	MI 7	TR	118903	513090	927982	521116	42078	372
12/2014	ME 2	MI 7	TR	119990	513084	803184	521008	11616	746
12/2014	ME 2	MI 7	TR	120144	513084	803184	521116	42078	350
12/2014	ME 2	MI 7	TR	120144	513084	803184	521636	22992	1,164
12/2014	ME 2	MI 7	TR	120144	513090	927982	521636	22992	235
12/2014	ME 2	MI 7	TR	124199	513084	803184	505020	139252	96
12/2014	ME 2	MI 7	TR	124206	513084	803184	505020	139252	219
12/2014	ME 2	MI 7	TR	124208	513084	803184	505020	139252	100
12/2014	ME 2	MI 7	TR	124603	513084	803184	521932	138744	9,973
12/2014	ME 2	MI 7	TR	125323	513084	803184	521932	138744	155
12/2014	ME 2	MI 7	TR	125328	513084	803184	521932	138744	465
12/2014	ME 2	MI 7	TR	125452	513084	803184	521588	40481	2,496
12/2014	ME 2	MI 7	TR	125456	513084	803184	521932	138744	217
12/2014	ME 2	MI 7	TR	125607	513084	803184	505017	139249	10,695
12/2014	ME 2	MI 7	TR	125607	513084	803184	521116	42078	7,577
12/2014	ME 2	MI 7	TR	125607	513084	803184	521144	11580	4
12/2014	ME 2	MI 7	TR	125607	513084	803184	521160	11590	14
12/2014	ME 2	MI 7	TR	125643	513066	702777	521116	42078	504
	Segment								87,383
12/2014	ME 2	MW 6	TR	118249	513084	803184	505013	139241	2,503
	Segment								2,503
12/2014	ME 2	WI 7	TR	120144	513066	702777	521178	28883	29
12/2014	ME 2	WI 7	TR	120144	513084	803184	521172	28846	244

**ANR Pipeline Company
 Transportation Services
 Fuel By Route Analysis**

VASCR351

Reporting Year: *January - December 2014*
 Production Period: 12/2014

<u>Production Period</u>	<u>Receipt Segment</u>	<u>Delivery Segment</u>	<u>Service Class</u>	<u>Svc Req Contract</u>	<u>Receipt Location</u>	<u>Receipt Loc Prop</u>	<u>Delivery Location</u>	<u>Delivery Loc Prop</u>	<u>Fuel Quantity</u>
12/2014	ME 2	WI 7	TR	120144	513084	803184	521178	28883	257
12/2014	ME 2	WI 7	TR	120144	513084	803184	521196	28771	351
12/2014	ME 2	WI 7	TR	120144	513084	803184	521246	28844	235
12/2014	ME 2	WI 7	TR	120144	513084	803184	521262	36868	435
12/2014	ME 2	WI 7	TR	120144	513084	803184	521266	28702	543
12/2014	ME 2	WI 7	TR	120144	513084	803184	521322	28868	182
12/2014	ME 2	WI 7	TR	120144	513084	803184	521324	28794	312
12/2014	ME 2	WI 7	TR	120144	513084	803184	521350	28660	436
12/2014	ME 2	WI 7	TR	120144	513090	927982	521012	40226	19
12/2014	ME 2	WI 7	TR	120144	513090	927982	521176	28859	20
12/2014	ME 2	WI 7	TR	120144	513090	927982	521178	28883	91
12/2014	ME 2	WI 7	TR	120144	513090	927982	521186	42139	59
12/2014	ME 2	WI 7	TR	120144	513090	927982	521246	28844	32
12/2014	ME 2	WI 7	TR	120144	513090	927982	521262	36868	257
12/2014	ME 2	WI 7	TR	120144	513090	927982	521266	28702	83
12/2014	ME 2	WI 7	TR	120144	513090	927982	521322	28868	62
12/2014	ME 2	WI 7	TR	120144	513090	927982	521324	28794	28
12/2014	ME 2	WI 7	TR	120144	513090	927982	521350	28660	34
12/2014	ME 2	WI 7	TR	120144	513090	927982	521814	36934	14
	Segment								3,723
12/2014	ME 3	ME 3	TR	110889	513085	742252	520020	6470	22
12/2014	ME 3	ME 3	TR	110889	513085	742252	521620	16118	239
12/2014	ME 3	ME 3	TR	113987	513085	742252	520027	295956	294
12/2014	ME 3	ME 3	TR	113987	513085	742252	521528	4351	60
12/2014	ME 3	ME 3	TR	113987	513085	742252	521530	4274	1
12/2014	ME 3	ME 3	TR	118863	505227	153721	521986	277052	100
12/2014	ME 3	ME 3	TR	120104	510038	48639	521010	40186	80
12/2014	ME 3	ME 3	TR	123966	513085	742252	520005	15672	27
12/2014	ME 3	ME 3	TR	123966	513085	742252	521626	40184	16
12/2014	ME 3	ME 3	TR	124054	513085	742252	505564	1389346	76
12/2014	ME 3	ME 3	TR	124054	513085	742252	520015	108796	300
12/2014	ME 3	ME 3	TR	124054	513085	742252	520027	295956	803
12/2014	ME 3	ME 3	TR	124054	513085	742252	521010	40186	2,370

ANR Pipeline Company Transportation Services Fuel By Route Analysis

VASCR351

Reporting Year: *January - December 2014*
 Production Period: 12/2014

<u>Production Period</u>	<u>Receipt Segment</u>	<u>Delivery Segment</u>	<u>Service Class</u>	<u>Svc Req Contract</u>	<u>Receipt Location</u>	<u>Receipt Loc Prop</u>	<u>Delivery Location</u>	<u>Delivery Loc Prop</u>	<u>Fuel Quantity</u>
12/2014	ME 3	ME 3	TR	124054	513085	742252	521528	4351	630
12/2014	ME 3	ME 3	TR	124054	513085	742252	521530	4274	186
12/2014	ME 3	ME 3	TR	124054	513085	742252	521534	138745	5
12/2014	ME 3	ME 3	TR	124054	513085	742252	521552	16265	164
12/2014	ME 3	ME 3	TR	124054	513085	742252	521572	40455	183
12/2014	ME 3	ME 3	TR	124054	513085	742252	521576	40189	31
12/2014	ME 3	ME 3	TR	124054	513085	742252	521620	16118	1,735
12/2014	ME 3	ME 3	TR	124054	513085	742252	521626	40184	1,904
12/2014	ME 3	ME 3	TR	124770	513125	1387755	521010	40186	129
12/2014	ME 3	ME 3	TR	124770	513125	1387755	521986	277052	80
12/2014	ME 3	ME 3	TR	124783	505227	153721	523038	398767	29
12/2014	ME 3	ME 3	TR	124787	505227	153721	523006	314730	51
12/2014	ME 3	ME 3	TR	124962	510008	38224	521010	40186	5
12/2014	ME 3	ME 3	TR	124963	510008	38224	521010	40186	13
12/2014	ME 3	ME 3	TR	125002	505566	1389406	520005	15672	533
12/2014	ME 3	ME 3	TR	125002	505566	1389406	521010	40186	391
12/2014	ME 3	ME 3	TR	125002	505566	1389406	521620	16118	1,650
12/2014	ME 3	ME 3	TR	125002	510038	48639	521620	16118	684
12/2014	ME 3	ME 3	TR	125002	513085	742252	520005	15672	643
12/2014	ME 3	ME 3	TR	125002	513085	742252	521010	40186	2,108
12/2014	ME 3	ME 3	TR	125002	513085	742252	521620	16118	8,174
12/2014	ME 3	ME 3	TR	125142	513125	1387755	513085	742252	217
12/2014	ME 3	ME 3	TR	125143	513125	1387755	521572	40455	37
12/2014	ME 3	ME 3	TR	125143	513125	1387755	521626	40184	246
12/2014	ME 3	ME 3	TR	125144	513125	1387755	521626	40184	1,705
12/2014	ME 3	ME 3	TR	125145	513125	1387755	521092	4475	669
12/2014	ME 3	ME 3	TR	125145	513125	1387755	521528	4351	31
12/2014	ME 3	ME 3	TR	125145	513125	1387755	521626	40184	60
12/2014	ME 3	ME 3	TR	125553	513125	1387755	521572	40455	210
12/2014	ME 3	ME 3	TR	125553	513125	1387755	521626	40184	770
12/2014	ME 3	ME 3	TR	125556	513125	1387755	521092	4475	32
12/2014	ME 3	ME 3	TR	125556	513125	1387755	521552	16265	406
12/2014	ME 3	ME 3	TR	125556	513125	1387755	521572	40455	1,013

**ANR Pipeline Company
 Transportation Services
 Fuel By Route Analysis**

VASCR351

Reporting Year: *January - December 2014*
 Production Period: 12/2014

<u>Production Period</u>	<u>Receipt Segment</u>	<u>Delivery Segment</u>	<u>Service Class</u>	<u>Svc Req Contract</u>	<u>Receipt Location</u>	<u>Receipt Loc Prop</u>	<u>Delivery Location</u>	<u>Delivery Loc Prop</u>	<u>Fuel Quantity</u>
12/2014	ME 3	ME 3	TR	125556	513125	1387755	521620	16118	155
12/2014	ME 3	ME 3	TR	125556	513125	1387755	521626	40184	1,122
12/2014	ME 3	ME 3	TR	125614	513085	742252	523006	314730	108
12/2014	ME 3	ME 3	TR	125632	513125	1387755	521626	40184	217
	Segment								30,714
12/2014	ME 3	MI 7	TR	1700	505008	139236	505038	153808	45
12/2014	ME 3	MI 7	TR	15400	505032	139374	505038	153808	23
12/2014	ME 3	MI 7	TR	110884	505566	1389406	521116	42078	474
12/2014	ME 3	MI 7	TR	110885	513085	742252	505038	153808	567
12/2014	ME 3	MI 7	TR	110885	513085	742252	505108	243097	4
12/2014	ME 3	MI 7	TR	110885	513085	742252	521116	42078	10
12/2014	ME 3	MI 7	TR	110885	513085	742252	521118	11578	101
12/2014	ME 3	MI 7	TR	110885	513085	742252	521122	11751	24
12/2014	ME 3	MI 7	TR	110885	513085	742252	521124	11562	11
12/2014	ME 3	MI 7	TR	110885	513085	742252	521138	11680	16
12/2014	ME 3	MI 7	TR	110885	513085	742252	521142	40477	24
12/2014	ME 3	MI 7	TR	110885	513085	742252	521144	11580	16
12/2014	ME 3	MI 7	TR	110885	513085	742252	521146	11785	22
12/2014	ME 3	MI 7	TR	110885	513085	742252	521162	11748	2
12/2014	ME 3	MI 7	TR	110885	513085	742252	521670	40468	57
12/2014	ME 3	MI 7	TR	110889	513085	742252	521074	40470	352
12/2014	ME 3	MI 7	TR	110889	513085	742252	521116	42078	300
12/2014	ME 3	MI 7	TR	110889	513085	742252	521138	11680	54
12/2014	ME 3	MI 7	TR	110889	513085	742252	521144	11580	490
12/2014	ME 3	MI 7	TR	110889	513085	742252	521146	11785	174
12/2014	ME 3	MI 7	TR	110889	513085	742252	521636	22992	75
12/2014	ME 3	MI 7	TR	111288	505007	139235	505038	153808	20
12/2014	ME 3	MI 7	TR	112117	513085	742252	521116	42078	86
12/2014	ME 3	MI 7	TR	113877	513085	742252	521116	42078	95
12/2014	ME 3	MI 7	TR	113877	513085	742252	521142	40477	56
12/2014	ME 3	MI 7	TR	113877	513085	742252	521144	11580	2
12/2014	ME 3	MI 7	TR	113877	513085	742252	521636	22992	312
12/2014	ME 3	MI 7	TR	113878	513085	742252	521118	11578	96

**ANR Pipeline Company
 Transportation Services
 Fuel By Route Analysis**
VASCR351

 Reporting Year: *January - December 2014*
 Production Period: 12/2014

<u>Production Period</u>	<u>Receipt Segment</u>	<u>Delivery Segment</u>	<u>Service Class</u>	<u>Svc Req Contract</u>	<u>Receipt Location</u>	<u>Receipt Loc Prop</u>	<u>Delivery Location</u>	<u>Delivery Loc Prop</u>	<u>Fuel Quantity</u>
12/2014	ME 3	MI 7	TR	113878	513085	742252	521636	22992	127
12/2014	ME 3	MI 7	TR	113878	513085	742252	523052	467243	25
12/2014	ME 3	MI 7	TR	113879	513085	742252	521116	42078	24
12/2014	ME 3	MI 7	TR	113879	513085	742252	521636	22992	162
12/2014	ME 3	MI 7	TR	113880	513085	742252	521116	42078	14
12/2014	ME 3	MI 7	TR	113880	513085	742252	521118	11578	157
12/2014	ME 3	MI 7	TR	113880	513085	742252	521636	22992	137
12/2014	ME 3	MI 7	TR	113880	513085	742252	521670	40468	34
12/2014	ME 3	MI 7	TR	113880	513085	742252	523052	467243	30
12/2014	ME 3	MI 7	TR	113884	513085	742252	521074	40470	3
12/2014	ME 3	MI 7	TR	113884	513085	742252	521118	11578	24
12/2014	ME 3	MI 7	TR	113884	513085	742252	521636	22992	47
12/2014	ME 3	MI 7	TR	113884	513085	742252	521670	40468	28
12/2014	ME 3	MI 7	TR	113884	513085	742252	521678	140834	185
12/2014	ME 3	MI 7	TR	113884	513085	742252	521962	139401	125
12/2014	ME 3	MI 7	TR	113884	513085	742252	523052	467243	53
12/2014	ME 3	MI 7	TR	113886	513085	742252	521116	42078	6
12/2014	ME 3	MI 7	TR	113886	513085	742252	521142	40477	111
12/2014	ME 3	MI 7	TR	113886	513085	742252	521636	22992	61
12/2014	ME 3	MI 7	TR	113886	513085	742252	521670	40468	39
12/2014	ME 3	MI 7	TR	113889	513085	742252	521074	40470	94
12/2014	ME 3	MI 7	TR	113889	513085	742252	521116	42078	8
12/2014	ME 3	MI 7	TR	113889	513085	742252	521636	22992	114
12/2014	ME 3	MI 7	TR	113889	513085	742252	521670	40468	32
12/2014	ME 3	MI 7	TR	113890	513085	742252	521116	42078	15
12/2014	ME 3	MI 7	TR	113890	513085	742252	521118	11578	21
12/2014	ME 3	MI 7	TR	113890	513085	742252	521636	22992	88
12/2014	ME 3	MI 7	TR	113904	513085	742252	521116	42078	3
12/2014	ME 3	MI 7	TR	113904	513085	742252	521142	40477	101
12/2014	ME 3	MI 7	TR	113904	513085	742252	521146	11785	48
12/2014	ME 3	MI 7	TR	113904	513085	742252	521636	22992	3
12/2014	ME 3	MI 7	TR	113904	513085	742252	521670	40468	93
12/2014	ME 3	MI 7	TR	113915	513085	742252	521074	40470	212

**ANR Pipeline Company
 Transportation Services
 Fuel By Route Analysis**
VASCR351

 Reporting Year: *January - December 2014*
 Production Period: 12/2014

<u>Production Period</u>	<u>Receipt Segment</u>	<u>Delivery Segment</u>	<u>Service Class</u>	<u>Svc Req Contract</u>	<u>Receipt Location</u>	<u>Receipt Loc Prop</u>	<u>Delivery Location</u>	<u>Delivery Loc Prop</u>	<u>Fuel Quantity</u>
12/2014	ME 3	MI 7	TR	113915	513085	742252	521116	42078	12
12/2014	ME 3	MI 7	TR	113915	513085	742252	521156	11572	75
12/2014	ME 3	MI 7	TR	113915	513085	742252	521636	22992	35
12/2014	ME 3	MI 7	TR	113915	513085	742252	521670	40468	69
12/2014	ME 3	MI 7	TR	113919	513085	742252	521074	40470	222
12/2014	ME 3	MI 7	TR	113919	513085	742252	521116	42078	16
12/2014	ME 3	MI 7	TR	113919	513085	742252	521118	11578	46
12/2014	ME 3	MI 7	TR	113919	513085	742252	521144	11580	27
12/2014	ME 3	MI 7	TR	113919	513085	742252	521636	22992	61
12/2014	ME 3	MI 7	TR	113922	513085	742252	521074	40470	21
12/2014	ME 3	MI 7	TR	113922	513085	742252	521116	42078	53
12/2014	ME 3	MI 7	TR	113922	513085	742252	521118	11578	104
12/2014	ME 3	MI 7	TR	113922	513085	742252	521142	40477	32
12/2014	ME 3	MI 7	TR	113922	513085	742252	521144	11580	42
12/2014	ME 3	MI 7	TR	113922	513085	742252	521156	11572	52
12/2014	ME 3	MI 7	TR	113922	513085	742252	521636	22992	316
12/2014	ME 3	MI 7	TR	113930	513085	742252	521144	11580	114
12/2014	ME 3	MI 7	TR	113930	513085	742252	521636	22992	29
12/2014	ME 3	MI 7	TR	113930	513085	742252	521670	40468	116
12/2014	ME 3	MI 7	TR	113930	513085	742252	521678	140834	40
12/2014	ME 3	MI 7	TR	113930	513085	742252	521962	139401	104
12/2014	ME 3	MI 7	TR	113933	513085	742252	521636	22992	20
12/2014	ME 3	MI 7	TR	113933	513085	742252	521670	40468	228
12/2014	ME 3	MI 7	TR	113936	513085	742252	521670	40468	186
12/2014	ME 3	MI 7	TR	113937	513085	742252	521116	42078	56
12/2014	ME 3	MI 7	TR	113937	513085	742252	521118	11578	139
12/2014	ME 3	MI 7	TR	113937	513085	742252	521144	11580	91
12/2014	ME 3	MI 7	TR	113937	513085	742252	521636	22992	88
12/2014	ME 3	MI 7	TR	113937	513085	742252	521670	40468	60
12/2014	ME 3	MI 7	TR	113944	513085	742252	521074	40470	123
12/2014	ME 3	MI 7	TR	113944	513085	742252	521118	11578	98
12/2014	ME 3	MI 7	TR	113944	513085	742252	521156	11572	120
12/2014	ME 3	MI 7	TR	113945	513085	742252	521116	42078	48

**ANR Pipeline Company
 Transportation Services
 Fuel By Route Analysis**
VASCR351

 Reporting Year: *January - December 2014*
 Production Period: 12/2014

<u>Production Period</u>	<u>Receipt Segment</u>	<u>Delivery Segment</u>	<u>Service Class</u>	<u>Svc Req Contract</u>	<u>Receipt Location</u>	<u>Receipt Loc Prop</u>	<u>Delivery Location</u>	<u>Delivery Loc Prop</u>	<u>Fuel Quantity</u>
12/2014	ME 3	MI 7	TR	113945	513085	742252	521118	11578	57
12/2014	ME 3	MI 7	TR	113945	513085	742252	521144	11580	75
12/2014	ME 3	MI 7	TR	113945	513085	742252	521146	11785	3
12/2014	ME 3	MI 7	TR	113945	513085	742252	521156	11572	122
12/2014	ME 3	MI 7	TR	113945	513085	742252	521162	11748	91
12/2014	ME 3	MI 7	TR	113945	513085	742252	521636	22992	38
12/2014	ME 3	MI 7	TR	113956	513085	742252	521636	22992	155
12/2014	ME 3	MI 7	TR	113960	513085	742252	521636	22992	124
12/2014	ME 3	MI 7	TR	113976	513085	742252	521074	40470	282
12/2014	ME 3	MI 7	TR	113976	513085	742252	521116	42078	12
12/2014	ME 3	MI 7	TR	113976	513085	742252	521146	11785	104
12/2014	ME 3	MI 7	TR	113976	513085	742252	521636	22992	36
12/2014	ME 3	MI 7	TR	113987	513085	742252	521074	40470	69
12/2014	ME 3	MI 7	TR	113987	513085	742252	521116	42078	42
12/2014	ME 3	MI 7	TR	113987	513085	742252	521118	11578	37
12/2014	ME 3	MI 7	TR	113987	513085	742252	521138	11680	1
12/2014	ME 3	MI 7	TR	113987	513085	742252	521142	40477	24
12/2014	ME 3	MI 7	TR	113987	513085	742252	521144	11580	23
12/2014	ME 3	MI 7	TR	113987	513085	742252	521146	11785	63
12/2014	ME 3	MI 7	TR	113987	513085	742252	521156	11572	130
12/2014	ME 3	MI 7	TR	113987	513085	742252	521162	11748	101
12/2014	ME 3	MI 7	TR	113987	513085	742252	521636	22992	115
12/2014	ME 3	MI 7	TR	113987	513085	742252	521670	40468	53
12/2014	ME 3	MI 7	TR	113987	513085	742252	521962	139401	84
12/2014	ME 3	MI 7	TR	113987	513085	742252	523052	467243	98
12/2014	ME 3	MI 7	TR	114015	513085	742252	521116	42078	44
12/2014	ME 3	MI 7	TR	114015	513085	742252	521118	11578	16
12/2014	ME 3	MI 7	TR	114015	513085	742252	521144	11580	111
12/2014	ME 3	MI 7	TR	114015	513085	742252	521146	11785	126
12/2014	ME 3	MI 7	TR	114015	513085	742252	521156	11572	111
12/2014	ME 3	MI 7	TR	114015	513085	742252	521636	22992	27
12/2014	ME 3	MI 7	TR	114015	513085	742252	521670	40468	30
12/2014	ME 3	MI 7	TR	114746	513125	1387755	521008	11616	1

**ANR Pipeline Company
 Transportation Services
 Fuel By Route Analysis**
VASCR351

 Reporting Year: *January - December 2014*
 Production Period: **12/2014**

<u>Production Period</u>	<u>Receipt Segment</u>	<u>Delivery Segment</u>	<u>Service Class</u>	<u>Svc Req Contract</u>	<u>Receipt Location</u>	<u>Receipt Loc Prop</u>	<u>Delivery Location</u>	<u>Delivery Loc Prop</u>	<u>Fuel Quantity</u>
12/2014	ME 3	MI 7	TR	114746	513125	1387755	521116	42078	16
12/2014	ME 3	MI 7	TR	115931	513085	742252	521142	40477	124
12/2014	ME 3	MI 7	TR	118148	513085	742252	521116	42078	172
12/2014	ME 3	MI 7	TR	118268	513085	742252	521116	42078	31
12/2014	ME 3	MI 7	TR	118903	513085	742252	521116	42078	476
12/2014	ME 3	MI 7	TR	123289	505566	1389406	505038	153808	1,173
12/2014	ME 3	MI 7	TR	123289	505566	1389406	521116	42078	987
12/2014	ME 3	MI 7	TR	123289	505566	1389406	523008	312117	503
12/2014	ME 3	MI 7	TR	123289	513085	742252	510005	246067	335
12/2014	ME 3	MI 7	TR	123292	505566	1389406	505038	153808	559
12/2014	ME 3	MI 7	TR	123292	505566	1389406	521116	42078	394
12/2014	ME 3	MI 7	TR	123292	505566	1389406	523008	312117	296
12/2014	ME 3	MI 7	TR	123292	513085	742252	510005	246067	197
12/2014	ME 3	MI 7	TR	123295	505566	1389406	505038	153808	273
12/2014	ME 3	MI 7	TR	123295	505566	1389406	521116	42078	162
12/2014	ME 3	MI 7	TR	123295	505566	1389406	523008	312117	79
12/2014	ME 3	MI 7	TR	123295	513085	742252	510005	246067	81
12/2014	ME 3	MI 7	TR	123966	513085	742252	505038	153808	56
12/2014	ME 3	MI 7	TR	123966	513085	742252	521008	11616	2,146
12/2014	ME 3	MI 7	TR	123966	513085	742252	521014	153852	2,313
12/2014	ME 3	MI 7	TR	123966	513085	742252	521116	42078	61,511
12/2014	ME 3	MI 7	TR	123966	513085	742252	521118	11578	841
12/2014	ME 3	MI 7	TR	123966	513085	742252	521636	22992	1,679
12/2014	ME 3	MI 7	TR	124050	513085	742252	505038	153808	2,884
12/2014	ME 3	MI 7	TR	124050	513085	742252	505108	243097	128
12/2014	ME 3	MI 7	TR	124050	513085	742252	521116	42078	8,356
12/2014	ME 3	MI 7	TR	124050	513085	742252	521636	22992	3,695
12/2014	ME 3	MI 7	TR	124050	513085	742252	521985	278172	205
12/2014	ME 3	MI 7	TR	124054	513085	742252	505038	153808	2,721
12/2014	ME 3	MI 7	TR	124054	513085	742252	505108	243097	1,267
12/2014	ME 3	MI 7	TR	124054	513085	742252	521116	42078	2,910
12/2014	ME 3	MI 7	TR	124054	513085	742252	521622	110850	496
12/2014	ME 3	MI 7	TR	124054	513085	742252	521636	22992	1,553

ANR Pipeline Company Transportation Services Fuel By Route Analysis

VASCR351

Reporting Year: *January - December 2014*
Production Period: 12/2014

<u>Production Period</u>	<u>Receipt Segment</u>	<u>Delivery Segment</u>	<u>Service Class</u>	<u>Svc Req Contract</u>	<u>Receipt Location</u>	<u>Receipt Loc Prop</u>	<u>Delivery Location</u>	<u>Delivery Loc Prop</u>	<u>Fuel Quantity</u>
12/2014	ME 3	MI 7	TR	124054	513085	742252	521948	4492	199
12/2014	ME 3	MI 7	TR	124054	513085	742252	521962	139401	279
12/2014	ME 3	MI 7	TR	124054	513085	742252	521985	278172	50
12/2014	ME 3	MI 7	TR	124077	513085	742252	521116	42078	576
12/2014	ME 3	MI 7	TR	124077	513085	742252	521636	22992	288
12/2014	ME 3	MI 7	TR	124769	513085	742252	521636	22992	103
12/2014	ME 3	MI 7	TR	124769	513085	742252	521690	40892	484
12/2014	ME 3	MI 7	TR	124769	513125	1387755	521008	11616	4,898
12/2014	ME 3	MI 7	TR	124769	513125	1387755	521074	40470	279
12/2014	ME 3	MI 7	TR	124769	513125	1387755	521118	11578	248
12/2014	ME 3	MI 7	TR	124769	513125	1387755	521162	11748	248
12/2014	ME 3	MI 7	TR	124769	513125	1387755	521636	22992	1,465
12/2014	ME 3	MI 7	TR	124769	513125	1387755	521690	40892	5,290
12/2014	ME 3	MI 7	TR	124769	513125	1387755	521962	139401	1,428
12/2014	ME 3	MI 7	TR	124770	513085	742252	521116	42078	62
12/2014	ME 3	MI 7	TR	124770	513125	1387755	521116	42078	12,061
12/2014	ME 3	MI 7	TR	124770	513125	1387755	521138	11680	1,433
12/2014	ME 3	MI 7	TR	124770	513125	1387755	521604	150409	589
12/2014	ME 3	MI 7	TR	124771	513125	1387755	505038	153808	80
12/2014	ME 3	MI 7	TR	124771	513125	1387755	521116	42078	35
12/2014	ME 3	MI 7	TR	124771	513125	1387755	521118	11578	1,062
12/2014	ME 3	MI 7	TR	124771	513125	1387755	521122	11751	432
12/2014	ME 3	MI 7	TR	124771	513125	1387755	521124	11562	948
12/2014	ME 3	MI 7	TR	124771	513125	1387755	521142	40477	828
12/2014	ME 3	MI 7	TR	124771	513125	1387755	521144	11580	399
12/2014	ME 3	MI 7	TR	124771	513125	1387755	521146	11785	168
12/2014	ME 3	MI 7	TR	124771	513125	1387755	521154	11574	315
12/2014	ME 3	MI 7	TR	124771	513125	1387755	521156	11572	174
12/2014	ME 3	MI 7	TR	124771	513125	1387755	521158	11581	452
12/2014	ME 3	MI 7	TR	124771	513125	1387755	521160	11590	403
12/2014	ME 3	MI 7	TR	124771	513125	1387755	521162	11748	151
12/2014	ME 3	MI 7	TR	124771	513125	1387755	521636	22992	1,398
12/2014	ME 3	MI 7	TR	124771	513125	1387755	521690	40892	2,990

ANR Pipeline Company Transportation Services Fuel By Route Analysis
--

VASCR351

 Reporting Year: *January - December 2014*
 Production Period: **12/2014**

<u>Production Period</u>	<u>Receipt Segment</u>	<u>Delivery Segment</u>	<u>Service Class</u>	<u>Svc Req Contract</u>	<u>Receipt Location</u>	<u>Receipt Loc Prop</u>	<u>Delivery Location</u>	<u>Delivery Loc Prop</u>	<u>Fuel Quantity</u>
12/2014	ME 3	MI 7	TR	124773	513125	1387755	521074	40470	556
12/2014	ME 3	MI 7	TR	124773	513125	1387755	521116	42078	950
12/2014	ME 3	MI 7	TR	124773	513125	1387755	521636	22992	7,389
12/2014	ME 3	MI 7	TR	124773	513125	1387755	521670	40468	913
12/2014	ME 3	MI 7	TR	124963	505012	139240	505038	153808	1,453
12/2014	ME 3	MI 7	TR	124993	505566	1389406	521116	42078	240
12/2014	ME 3	MI 7	TR	124993	513125	1387755	521622	110850	7,967
12/2014	ME 3	MI 7	TR	124994	513125	1387755	505038	153808	2,158
12/2014	ME 3	MI 7	TR	124994	513125	1387755	521008	11616	3,291
12/2014	ME 3	MI 7	TR	124994	513125	1387755	521690	40892	269
12/2014	ME 3	MI 7	TR	124994	513125	1387755	523008	312117	348
12/2014	ME 3	MI 7	TR	124995	513125	1387755	505038	153808	1,919
12/2014	ME 3	MI 7	TR	124995	513125	1387755	505415	384818	174
12/2014	ME 3	MI 7	TR	124995	513125	1387755	521008	11616	3,556
12/2014	ME 3	MI 7	TR	124995	513125	1387755	521690	40892	254
12/2014	ME 3	MI 7	TR	124995	513125	1387755	523008	312117	294
12/2014	ME 3	MI 7	TR	125002	505566	1389406	505038	153808	692
12/2014	ME 3	MI 7	TR	125002	505566	1389406	505415	384818	696
12/2014	ME 3	MI 7	TR	125002	505566	1389406	510005	246067	317
12/2014	ME 3	MI 7	TR	125002	505566	1389406	521008	11616	755
12/2014	ME 3	MI 7	TR	125002	505566	1389406	521116	42078	28,609
12/2014	ME 3	MI 7	TR	125002	505566	1389406	521622	110850	5,087
12/2014	ME 3	MI 7	TR	125002	505566	1389406	521636	22992	501
12/2014	ME 3	MI 7	TR	125002	505566	1389406	521678	140834	927
12/2014	ME 3	MI 7	TR	125002	505566	1389406	523008	312117	935
12/2014	ME 3	MI 7	TR	125002	505566	1389406	523025	338685	446
12/2014	ME 3	MI 7	TR	125002	510038	48639	521116	42078	1,312
12/2014	ME 3	MI 7	TR	125002	510038	48639	521622	110850	246
12/2014	ME 3	MI 7	TR	125002	513085	742252	505038	153808	11,112
12/2014	ME 3	MI 7	TR	125002	513085	742252	505415	384818	1,740
12/2014	ME 3	MI 7	TR	125002	513085	742252	521116	42078	15,922
12/2014	ME 3	MI 7	TR	125002	513085	742252	521622	110850	13,727
12/2014	ME 3	MI 7	TR	125002	513085	742252	521636	22992	893

ANR Pipeline Company Transportation Services Fuel By Route Analysis

VASCR351

Reporting Year: *January - December 2014*
 Production Period: **12/2014**

<u>Production Period</u>	<u>Receipt Segment</u>	<u>Delivery Segment</u>	<u>Service Class</u>	<u>Svc Req Contract</u>	<u>Receipt Location</u>	<u>Receipt Loc Prop</u>	<u>Delivery Location</u>	<u>Delivery Loc Prop</u>	<u>Fuel Quantity</u>
12/2014	ME 3	MI 7	TR	125002	513085	742252	521678	140834	2,266
12/2014	ME 3	MI 7	TR	125002	513085	742252	523008	312117	1,036
12/2014	ME 3	MI 7	TR	125014	513085	742252	521116	42078	35
12/2014	ME 3	MI 7	TR	125014	513085	742252	521118	11578	53
12/2014	ME 3	MI 7	TR	125014	513085	742252	521142	40477	15
12/2014	ME 3	MI 7	TR	125014	513085	742252	521636	22992	8
12/2014	ME 3	MI 7	TR	125014	513085	742252	523052	467243	75
12/2014	ME 3	MI 7	TR	125145	513125	1387755	521008	11616	370
12/2014	ME 3	MI 7	TR	125145	513125	1387755	521116	42078	84
12/2014	ME 3	MI 7	TR	125145	513125	1387755	521636	22992	21
12/2014	ME 3	MI 7	TR	125145	513125	1387755	521690	40892	562
12/2014	ME 3	MI 7	TR	125146	513125	1387755	521074	40470	1,855
12/2014	ME 3	MI 7	TR	125146	513125	1387755	521116	42078	16
12/2014	ME 3	MI 7	TR	125146	513125	1387755	521142	40477	186
12/2014	ME 3	MI 7	TR	125146	513125	1387755	521690	40892	144
12/2014	ME 3	MI 7	TR	125146	513125	1387755	521962	139401	248
12/2014	ME 3	MI 7	TR	125428	513085	742252	510005	246067	11
12/2014	ME 3	MI 7	TR	125552	513125	1387755	521008	11616	17
12/2014	ME 3	MI 7	TR	125552	513125	1387755	521074	40470	124
12/2014	ME 3	MI 7	TR	125552	513125	1387755	521118	11578	583
12/2014	ME 3	MI 7	TR	125552	513125	1387755	521120	11795	126
12/2014	ME 3	MI 7	TR	125552	513125	1387755	521122	11751	525
12/2014	ME 3	MI 7	TR	125552	513125	1387755	521124	11562	411
12/2014	ME 3	MI 7	TR	125552	513125	1387755	521138	11680	614
12/2014	ME 3	MI 7	TR	125552	513125	1387755	521140	11749	163
12/2014	ME 3	MI 7	TR	125552	513125	1387755	521142	40477	726
12/2014	ME 3	MI 7	TR	125552	513125	1387755	521144	11580	609
12/2014	ME 3	MI 7	TR	125552	513125	1387755	521146	11785	155
12/2014	ME 3	MI 7	TR	125552	513125	1387755	521152	11589	589
12/2014	ME 3	MI 7	TR	125552	513125	1387755	521154	11574	155
12/2014	ME 3	MI 7	TR	125552	513125	1387755	521156	11572	186
12/2014	ME 3	MI 7	TR	125552	513125	1387755	521160	11590	456
12/2014	ME 3	MI 7	TR	125552	513125	1387755	521162	11748	31

**ANR Pipeline Company
Transportation Services
Fuel By Route Analysis**

VASCR351

Reporting Year: *January - December 2014*
 Production Period: 12/2014

<u>Production Period</u>	<u>Receipt Segment</u>	<u>Delivery Segment</u>	<u>Service Class</u>	<u>Svc Req Contract</u>	<u>Receipt Location</u>	<u>Receipt Loc Prop</u>	<u>Delivery Location</u>	<u>Delivery Loc Prop</u>	<u>Fuel Quantity</u>
12/2014	ME 3	MI 7	TR	125552	513125	1387755	521670	40468	1,012
12/2014	ME 3	MI 7	TR	125552	513125	1387755	521690	40892	154
12/2014	ME 3	MI 7	TR	125552	513125	1387755	521948	4492	7
12/2014	ME 3	MI 7	TR	125552	513125	1387755	523052	467243	155
12/2014	ME 3	MI 7	TR	125553	513125	1387755	521008	11616	1,783
12/2014	ME 3	MI 7	TR	125553	513125	1387755	521116	42078	5,160
12/2014	ME 3	MI 7	TR	125553	513125	1387755	521162	11748	11
12/2014	ME 3	MI 7	TR	125553	513125	1387755	521678	140834	46
12/2014	ME 3	MI 7	TR	125553	513125	1387755	521942	198847	87
12/2014	ME 3	MI 7	TR	125554	513125	1387755	505038	153808	1,225
12/2014	ME 3	MI 7	TR	125554	513125	1387755	521008	11616	4,805
12/2014	ME 3	MI 7	TR	125554	513125	1387755	521116	42078	943
12/2014	ME 3	MI 7	TR	125554	513125	1387755	521636	22992	247
12/2014	ME 3	MI 7	TR	125554	513125	1387755	521690	40892	388
12/2014	ME 3	MI 7	TR	125555	513125	1387755	505038	153808	553
12/2014	ME 3	MI 7	TR	125555	513125	1387755	521008	11616	3,074
12/2014	ME 3	MI 7	TR	125555	513125	1387755	521116	42078	317
12/2014	ME 3	MI 7	TR	125555	513125	1387755	521622	110850	152
12/2014	ME 3	MI 7	TR	125555	513125	1387755	521690	40892	2,607
12/2014	ME 3	MI 7	TR	125556	513125	1387755	521008	11616	1,456
12/2014	ME 3	MI 7	TR	125556	513125	1387755	521074	40470	220
12/2014	ME 3	MI 7	TR	125556	513125	1387755	521116	42078	307
12/2014	ME 3	MI 7	TR	125556	513125	1387755	521118	11578	34
12/2014	ME 3	MI 7	TR	125556	513125	1387755	521120	11795	3
12/2014	ME 3	MI 7	TR	125556	513125	1387755	521140	11749	83
12/2014	ME 3	MI 7	TR	125556	513125	1387755	521142	40477	36
12/2014	ME 3	MI 7	TR	125556	513125	1387755	521144	11580	32
12/2014	ME 3	MI 7	TR	125556	513125	1387755	521162	11748	838
12/2014	ME 3	MI 7	TR	125556	513125	1387755	521622	110850	189
12/2014	ME 3	MI 7	TR	125556	513125	1387755	521636	22992	843
12/2014	ME 3	MI 7	TR	125556	513125	1387755	521670	40468	4
12/2014	ME 3	MI 7	TR	125556	513125	1387755	521690	40892	1,665
12/2014	ME 3	MI 7	TR	125556	513125	1387755	521948	4492	39

**ANR Pipeline Company
 Transportation Services
 Fuel By Route Analysis**

VASCR351

Reporting Year: *January - December 2014*
 Production Period: 12/2014

<u>Production Period</u>	<u>Receipt Segment</u>	<u>Delivery Segment</u>	<u>Service Class</u>	<u>Svc Req Contract</u>	<u>Receipt Location</u>	<u>Receipt Loc Prop</u>	<u>Delivery Location</u>	<u>Delivery Loc Prop</u>	<u>Fuel Quantity</u>
12/2014	ME 3	MI 7	TR	125558	505566	1389406	521008	11616	88
12/2014	ME 3	MI 7	TR	125558	505566	1389406	521074	40470	625
12/2014	ME 3	MI 7	TR	125558	505566	1389406	521118	11578	427
12/2014	ME 3	MI 7	TR	125558	505566	1389406	521122	11751	591
12/2014	ME 3	MI 7	TR	125558	505566	1389406	521138	11680	260
12/2014	ME 3	MI 7	TR	125558	505566	1389406	521162	11748	503
12/2014	ME 3	MI 7	TR	125558	505566	1389406	521670	40468	46
12/2014	ME 3	MI 7	TR	125558	505566	1389406	521690	40892	238
12/2014	ME 3	MI 7	TR	125558	505566	1389406	521962	139401	189
12/2014	ME 3	MI 7	TR	125558	505566	1389406	523052	467243	520
12/2014	ME 3	MI 7	TR	125558	513085	742252	521008	11616	12
12/2014	ME 3	MI 7	TR	125558	513085	742252	521074	40470	228
12/2014	ME 3	MI 7	TR	125558	513085	742252	521118	11578	132
12/2014	ME 3	MI 7	TR	125558	513085	742252	521122	11751	183
12/2014	ME 3	MI 7	TR	125558	513085	742252	521138	11680	81
12/2014	ME 3	MI 7	TR	125558	513085	742252	521162	11748	154
12/2014	ME 3	MI 7	TR	125558	513085	742252	521670	40468	15
12/2014	ME 3	MI 7	TR	125558	513085	742252	521690	40892	55
12/2014	ME 3	MI 7	TR	125558	513085	742252	521962	139401	59
12/2014	ME 3	MI 7	TR	125558	513085	742252	523052	467243	161
12/2014	ME 3	MI 7	TR	125559	505566	1389406	521008	11616	46
12/2014	ME 3	MI 7	TR	125559	505566	1389406	521074	40470	921
12/2014	ME 3	MI 7	TR	125559	505566	1389406	521098	108641	349
12/2014	ME 3	MI 7	TR	125559	505566	1389406	521116	42078	5
12/2014	ME 3	MI 7	TR	125559	505566	1389406	521636	22992	38
12/2014	ME 3	MI 7	TR	125559	505566	1389406	521678	140834	2,200
12/2014	ME 3	MI 7	TR	125559	505566	1389406	521690	40892	108
12/2014	ME 3	MI 7	TR	125559	505566	1389406	521942	198847	1,773
12/2014	ME 3	MI 7	TR	125559	505566	1389406	521948	4492	172
12/2014	ME 3	MI 7	TR	125559	513085	742252	521074	40470	746
12/2014	ME 3	MI 7	TR	125559	513085	742252	521098	108641	247
12/2014	ME 3	MI 7	TR	125559	513085	742252	521678	140834	1,533
12/2014	ME 3	MI 7	TR	125559	513085	742252	521942	198847	1,350

ANR Pipeline Company Transportation Services Fuel By Route Analysis

VASCR351

Reporting Year: *January - December 2014*
 Production Period: 12/2014

<u>Production Period</u>	<u>Receipt Segment</u>	<u>Delivery Segment</u>	<u>Service Class</u>	<u>Svc Req Contract</u>	<u>Receipt Location</u>	<u>Receipt Loc Prop</u>	<u>Delivery Location</u>	<u>Delivery Loc Prop</u>	<u>Fuel Quantity</u>
12/2014	ME 3	MI 7	TR	125559	513085	742252	521948	4492	153
12/2014	ME 3	MI 7	TR	125559	513125	1387755	521678	140834	3
12/2014	ME 3	MI 7	TR	125560	505566	1389406	521008	11616	734
12/2014	ME 3	MI 7	TR	125560	505566	1389406	521098	108641	1,799
12/2014	ME 3	MI 7	TR	125560	505566	1389406	521116	42078	202
12/2014	ME 3	MI 7	TR	125560	505566	1389406	521690	40892	1,084
12/2014	ME 3	MI 7	TR	125560	513085	742252	521008	11616	68
12/2014	ME 3	MI 7	TR	125560	513085	742252	521098	108641	550
12/2014	ME 3	MI 7	TR	125560	513085	742252	521116	42078	129
12/2014	ME 3	MI 7	TR	125560	513085	742252	521636	22992	122
12/2014	ME 3	MI 7	TR	125560	513085	742252	521690	40892	468
12/2014	ME 3	MI 7	TR	125561	505566	1389406	521678	140834	2,618
12/2014	ME 3	MI 7	TR	125561	513085	742252	521678	140834	823
12/2014	ME 3	MI 7	TR	125614	513085	742252	521116	42078	4,328
12/2014	ME 3	MI 7	TR	125614	513085	742252	521985	278172	127
12/2014	ME 3	MI 7	TR	125626	513085	742252	521942	198847	372
12/2014	ME 3	MI 7	TR	125628	513085	742252	521116	42078	91
12/2014	ME 3	MI 7	TR	125628	513085	742252	521636	22992	4,807
12/2014	ME 3	MI 7	TR	125636	513085	742252	505038	153808	403
12/2014	ME 3	MI 7	TR	125636	513085	742252	521116	42078	1,106
12/2014	ME 3	MI 7	TR	125636	513085	742252	521636	22992	1,106
12/2014	ME 3	MI 7	TR	125636	513085	742252	521985	278172	86
12/2014	ME 3	MI 7	TS	120642	505563	1389347	505038	153808	59
	Segment								341,285
12/2014	ME 3	WI 7	TR	123289	505566	1389406	523035	387791	335
12/2014	ME 3	WI 7	TR	123292	505566	1389406	523034	384136	131
12/2014	ME 3	WI 7	TR	123292	505566	1389406	523035	387791	197
12/2014	ME 3	WI 7	TR	123292	513085	742252	523035	387791	30
12/2014	ME 3	WI 7	TR	123295	505566	1389406	523034	384136	54
12/2014	ME 3	WI 7	TR	123295	505566	1389406	523035	387791	81
12/2014	ME 3	WI 7	TR	123966	513085	742252	521012	40226	180
12/2014	ME 3	WI 7	TR	123966	513085	742252	521034	183670	1,544
12/2014	ME 3	WI 7	TR	123966	513085	742252	521172	28846	787

**ANR Pipeline Company
 Transportation Services
 Fuel By Route Analysis**
VASCR351

 Reporting Year: *January - December 2014*
 Production Period: 12/2014

<u>Production Period</u>	<u>Receipt Segment</u>	<u>Delivery Segment</u>	<u>Service Class</u>	<u>Svc Req Contract</u>	<u>Receipt Location</u>	<u>Receipt Loc Prop</u>	<u>Delivery Location</u>	<u>Delivery Loc Prop</u>	<u>Fuel Quantity</u>
12/2014	ME 3	WI 7	TR	123966	513085	742252	521176	28859	837
12/2014	ME 3	WI 7	TR	123966	513085	742252	521178	28883	113
12/2014	ME 3	WI 7	TR	123966	513085	742252	521180	28875	173
12/2014	ME 3	WI 7	TR	123966	513085	742252	521188	28862	595
12/2014	ME 3	WI 7	TR	123966	513085	742252	521198	28782	119
12/2014	ME 3	WI 7	TR	123966	513085	742252	521200	28679	40
12/2014	ME 3	WI 7	TR	123966	513085	742252	521210	28828	217
12/2014	ME 3	WI 7	TR	123966	513085	742252	521218	28865	12
12/2014	ME 3	WI 7	TR	123966	513085	742252	521240	28759	129
12/2014	ME 3	WI 7	TR	123966	513085	742252	521246	28844	744
12/2014	ME 3	WI 7	TR	123966	513085	742252	521248	28811	20
12/2014	ME 3	WI 7	TR	123966	513085	742252	521250	28841	112
12/2014	ME 3	WI 7	TR	123966	513085	742252	521266	28702	819
12/2014	ME 3	WI 7	TR	123966	513085	742252	521314	28661	255
12/2014	ME 3	WI 7	TR	123966	513085	742252	521394	36936	594
12/2014	ME 3	WI 7	TR	123966	513085	742252	521676	100052	634
12/2014	ME 3	WI 7	TR	123966	513085	742252	521786	28798	34
12/2014	ME 3	WI 7	TR	123966	513085	742252	521810	36869	622
12/2014	ME 3	WI 7	TR	124050	513085	742252	521250	28841	238
12/2014	ME 3	WI 7	TR	124050	513085	742252	523032	384134	24
12/2014	ME 3	WI 7	TR	124054	513085	742252	521172	28846	314
12/2014	ME 3	WI 7	TR	124054	513085	742252	523034	384136	168
12/2014	ME 3	WI 7	TR	124994	513125	1387755	523034	384136	359
12/2014	ME 3	WI 7	TR	124994	513125	1387755	523035	387791	1,917
12/2014	ME 3	WI 7	TR	124995	513125	1387755	523034	384136	191
12/2014	ME 3	WI 7	TR	124995	513125	1387755	523035	387791	1,485
12/2014	ME 3	WI 7	TR	125002	505566	1389406	510033	28873	554
12/2014	ME 3	WI 7	TR	125002	505566	1389406	521172	28846	143
12/2014	ME 3	WI 7	TR	125002	505566	1389406	521314	28661	79
12/2014	ME 3	WI 7	TR	125002	505566	1389406	523035	387791	2,027
12/2014	ME 3	WI 7	TR	125002	513085	742252	523034	384136	93
12/2014	ME 3	WI 7	TR	125002	513085	742252	523035	387791	3,467
12/2014	ME 3	WI 7	TR	125145	513125	1387755	521784	28720	273

**ANR Pipeline Company
 Transportation Services
 Fuel By Route Analysis**

VASCR351

Reporting Year: *January - December 2014*
 Production Period: 12/2014

<u>Production Period</u>	<u>Receipt Segment</u>	<u>Delivery Segment</u>	<u>Service Class</u>	<u>Svc Req Contract</u>	<u>Receipt Location</u>	<u>Receipt Loc Prop</u>	<u>Delivery Location</u>	<u>Delivery Loc Prop</u>	<u>Fuel Quantity</u>
12/2014	ME 3	WI 7	TR	125553	513125	1387755	521012	40226	48
12/2014	ME 3	WI 7	TR	125553	513125	1387755	521168	28834	47
12/2014	ME 3	WI 7	TR	125553	513125	1387755	521172	28846	154
12/2014	ME 3	WI 7	TR	125553	513125	1387755	521174	28778	2
12/2014	ME 3	WI 7	TR	125553	513125	1387755	521182	28854	25
12/2014	ME 3	WI 7	TR	125553	513125	1387755	521198	28782	4
12/2014	ME 3	WI 7	TR	125553	513125	1387755	521200	28679	8
12/2014	ME 3	WI 7	TR	125553	513125	1387755	521204	28672	6
12/2014	ME 3	WI 7	TR	125553	513125	1387755	521242	139405	27
12/2014	ME 3	WI 7	TR	125553	513125	1387755	521248	28811	229
12/2014	ME 3	WI 7	TR	125553	513125	1387755	521250	28841	5
12/2014	ME 3	WI 7	TR	125553	513125	1387755	521252	28779	15
12/2014	ME 3	WI 7	TR	125553	513125	1387755	521262	36868	370
12/2014	ME 3	WI 7	TR	125553	513125	1387755	521266	28702	144
12/2014	ME 3	WI 7	TR	125553	513125	1387755	521270	28676	4
12/2014	ME 3	WI 7	TR	125553	513125	1387755	521286	28853	18
12/2014	ME 3	WI 7	TR	125553	513125	1387755	521288	28670	12
12/2014	ME 3	WI 7	TR	125553	513125	1387755	521314	28661	26
12/2014	ME 3	WI 7	TR	125553	513125	1387755	521336	28738	4
12/2014	ME 3	WI 7	TR	125553	513125	1387755	521344	28734	26
12/2014	ME 3	WI 7	TR	125553	513125	1387755	521356	28774	3
12/2014	ME 3	WI 7	TR	125553	513125	1387755	521376	139403	10
12/2014	ME 3	WI 7	TR	125553	513125	1387755	521384	174789	3
12/2014	ME 3	WI 7	TR	125553	513125	1387755	521784	28720	87
12/2014	ME 3	WI 7	TR	125554	513125	1387755	521012	40226	114
12/2014	ME 3	WI 7	TR	125554	513125	1387755	521168	28834	16
12/2014	ME 3	WI 7	TR	125554	513125	1387755	521172	28846	4
12/2014	ME 3	WI 7	TR	125554	513125	1387755	521174	28778	69
12/2014	ME 3	WI 7	TR	125554	513125	1387755	521200	28679	26
12/2014	ME 3	WI 7	TR	125554	513125	1387755	521214	40197	7
12/2014	ME 3	WI 7	TR	125554	513125	1387755	521218	28865	18
12/2014	ME 3	WI 7	TR	125554	513125	1387755	521246	28844	60
12/2014	ME 3	WI 7	TR	125554	513125	1387755	521252	28779	91

**ANR Pipeline Company
 Transportation Services
 Fuel By Route Analysis**

VASCR351

Reporting Year: *January - December 2014*
 Production Period: 12/2014

<u>Production Period</u>	<u>Receipt Segment</u>	<u>Delivery Segment</u>	<u>Service Class</u>	<u>Svc Req Contract</u>	<u>Receipt Location</u>	<u>Receipt Loc Prop</u>	<u>Delivery Location</u>	<u>Delivery Loc Prop</u>	<u>Fuel Quantity</u>
12/2014	ME 3	WI 7	TR	125554	513125	1387755	521260	36867	107
12/2014	ME 3	WI 7	TR	125554	513125	1387755	521266	28702	28
12/2014	ME 3	WI 7	TR	125554	513125	1387755	521298	28736	70
12/2014	ME 3	WI 7	TR	125554	513125	1387755	521314	28661	676
12/2014	ME 3	WI 7	TR	125554	513125	1387755	521316	28831	17
12/2014	ME 3	WI 7	TR	125554	513125	1387755	521322	28868	11
12/2014	ME 3	WI 7	TR	125554	513125	1387755	521324	28794	77
12/2014	ME 3	WI 7	TR	125554	513125	1387755	521336	28738	193
12/2014	ME 3	WI 7	TR	125554	513125	1387755	521374	28662	29
12/2014	ME 3	WI 7	TR	125554	513125	1387755	521784	28720	17
12/2014	ME 3	WI 7	TR	125554	513125	1387755	521812	40304	28
12/2014	ME 3	WI 7	TR	125554	513125	1387755	521814	36934	426
12/2014	ME 3	WI 7	TR	125554	513125	1387755	523041	395460	165
12/2014	ME 3	WI 7	TR	125555	513125	1387755	521012	40226	108
12/2014	ME 3	WI 7	TR	125555	513125	1387755	521168	28834	10
12/2014	ME 3	WI 7	TR	125555	513125	1387755	521172	28846	141
12/2014	ME 3	WI 7	TR	125555	513125	1387755	521176	28859	20
12/2014	ME 3	WI 7	TR	125555	513125	1387755	521180	28875	8
12/2014	ME 3	WI 7	TR	125555	513125	1387755	521182	28854	146
12/2014	ME 3	WI 7	TR	125555	513125	1387755	521186	42139	10
12/2014	ME 3	WI 7	TR	125555	513125	1387755	521190	28825	20
12/2014	ME 3	WI 7	TR	125555	513125	1387755	521198	28782	10
12/2014	ME 3	WI 7	TR	125555	513125	1387755	521200	28679	11
12/2014	ME 3	WI 7	TR	125555	513125	1387755	521208	28780	77
12/2014	ME 3	WI 7	TR	125555	513125	1387755	521210	28828	10
12/2014	ME 3	WI 7	TR	125555	513125	1387755	521212	28882	40
12/2014	ME 3	WI 7	TR	125555	513125	1387755	521214	40197	75
12/2014	ME 3	WI 7	TR	125555	513125	1387755	521218	28865	60
12/2014	ME 3	WI 7	TR	125555	513125	1387755	521220	28766	64
12/2014	ME 3	WI 7	TR	125555	513125	1387755	521230	28819	10
12/2014	ME 3	WI 7	TR	125555	513125	1387755	521238	28836	10
12/2014	ME 3	WI 7	TR	125555	513125	1387755	521240	28759	16
12/2014	ME 3	WI 7	TR	125555	513125	1387755	521246	28844	204

ANR Pipeline Company Transportation Services Fuel By Route Analysis

VASCR351

Reporting Year: *January - December 2014*
 Production Period: 12/2014

<u>Production Period</u>	<u>Receipt Segment</u>	<u>Delivery Segment</u>	<u>Service Class</u>	<u>Svc Req Contract</u>	<u>Receipt Location</u>	<u>Receipt Loc Prop</u>	<u>Delivery Location</u>	<u>Delivery Loc Prop</u>	<u>Fuel Quantity</u>
12/2014	ME 3	WI 7	TR	125555	513125	1387755	521248	28811	22
12/2014	ME 3	WI 7	TR	125555	513125	1387755	521250	28841	99
12/2014	ME 3	WI 7	TR	125555	513125	1387755	521262	36868	129
12/2014	ME 3	WI 7	TR	125555	513125	1387755	521266	28702	224
12/2014	ME 3	WI 7	TR	125555	513125	1387755	521298	28736	109
12/2014	ME 3	WI 7	TR	125555	513125	1387755	521302	28747	60
12/2014	ME 3	WI 7	TR	125555	513125	1387755	521314	28661	80
12/2014	ME 3	WI 7	TR	125555	513125	1387755	521316	28831	10
12/2014	ME 3	WI 7	TR	125555	513125	1387755	521318	28829	30
12/2014	ME 3	WI 7	TR	125555	513125	1387755	521320	28740	20
12/2014	ME 3	WI 7	TR	125555	513125	1387755	521322	28868	20
12/2014	ME 3	WI 7	TR	125555	513125	1387755	521324	28794	26
12/2014	ME 3	WI 7	TR	125555	513125	1387755	521328	28763	157
12/2014	ME 3	WI 7	TR	125555	513125	1387755	521330	28761	114
12/2014	ME 3	WI 7	TR	125555	513125	1387755	521336	28738	53
12/2014	ME 3	WI 7	TR	125555	513125	1387755	521340	28732	30
12/2014	ME 3	WI 7	TR	125555	513125	1387755	521344	28734	20
12/2014	ME 3	WI 7	TR	125555	513125	1387755	521350	28660	112
12/2014	ME 3	WI 7	TR	125555	513125	1387755	521356	28774	100
12/2014	ME 3	WI 7	TR	125555	513125	1387755	521358	28776	10
12/2014	ME 3	WI 7	TR	125555	513125	1387755	521374	28662	20
12/2014	ME 3	WI 7	TR	125555	513125	1387755	521392	28730	80
12/2014	ME 3	WI 7	TR	125555	513125	1387755	521676	100052	200
12/2014	ME 3	WI 7	TR	125555	513125	1387755	521786	28798	104
12/2014	ME 3	WI 7	TR	125555	513125	1387755	521812	40304	10
12/2014	ME 3	WI 7	TR	125555	513125	1387755	521814	36934	163
12/2014	ME 3	WI 7	TR	125555	513125	1387755	523034	384136	53
12/2014	ME 3	WI 7	TR	125560	505566	1389406	521172	28846	473
12/2014	ME 3	WI 7	TR	125560	505566	1389406	521220	28766	96
12/2014	ME 3	WI 7	TR	125560	505566	1389406	521246	28844	8
12/2014	ME 3	WI 7	TR	125560	505566	1389406	521250	28841	298
12/2014	ME 3	WI 7	TR	125560	505566	1389406	521298	28736	15
12/2014	ME 3	WI 7	TR	125560	505566	1389406	521322	28868	134

**ANR Pipeline Company
 Transportation Services
 Fuel By Route Analysis**
VASCR351

 Reporting Year: *January - December 2014*
 Production Period: 12/2014

<u>Production Period</u>	<u>Receipt Segment</u>	<u>Delivery Segment</u>	<u>Service Class</u>	<u>Svc Req Contract</u>	<u>Receipt Location</u>	<u>Receipt Loc Prop</u>	<u>Delivery Location</u>	<u>Delivery Loc Prop</u>	<u>Fuel Quantity</u>
12/2014	ME 3	WI 7	TR	125560	505566	1389406	521356	28774	10
12/2014	ME 3	WI 7	TR	125560	505566	1389406	521784	28720	82
12/2014	ME 3	WI 7	TR	125560	513085	742252	521172	28846	56
12/2014	ME 3	WI 7	TR	125560	513085	742252	521220	28766	5
12/2014	ME 3	WI 7	TR	125560	513085	742252	521250	28841	39
12/2014	ME 3	WI 7	TR	125560	513085	742252	521322	28868	24
	Segment								28,611
12/2014	MI 7	ME 3	TR	1700	505038	153808	505008	139236	252
12/2014	MI 7	ME 3	TR	15400	505038	153808	505032	139374	138
12/2014	MI 7	ME 3	TR	15400	505038	153808	521534	138745	126
12/2014	MI 7	ME 3	TR	109718	505038	153808	520005	15672	485
12/2014	MI 7	ME 3	TR	109956	511136	277072	521638	153767	523
12/2014	MI 7	ME 3	TR	110884	505038	153808	523006	314730	184
12/2014	MI 7	ME 3	TR	110889	511128	139396	521620	16118	25
12/2014	MI 7	ME 3	TR	111288	505038	153808	505007	139235	65
12/2014	MI 7	ME 3	TR	111928	510005	246067	521986	277052	9
12/2014	MI 7	ME 3	TR	111928	511158	48644	521986	277052	262
12/2014	MI 7	ME 3	TR	112835	510005	246067	521010	40186	190
12/2014	MI 7	ME 3	TR	112835	510005	246067	521540	4223	3
12/2014	MI 7	ME 3	TR	112835	510005	246067	521552	16265	1
12/2014	MI 7	ME 3	TR	112835	511136	277072	521010	40186	1,681
12/2014	MI 7	ME 3	TR	112835	511136	277072	521540	4223	80
12/2014	MI 7	ME 3	TR	112835	511136	277072	521552	16265	29
12/2014	MI 7	ME 3	TR	112835	511136	277072	521626	40184	314
12/2014	MI 7	ME 3	TR	122029	510005	246067	521626	40184	731
12/2014	MI 7	ME 3	TR	122029	511136	277072	521626	40184	1,726
12/2014	MI 7	ME 3	TR	124054	505038	153808	521010	40186	64
12/2014	MI 7	ME 3	TR	124054	505038	153808	521626	40184	62
12/2014	MI 7	ME 3	TR	124054	511136	277072	521010	40186	2
12/2014	MI 7	ME 3	TR	124054	511136	277072	521626	40184	58
12/2014	MI 7	ME 3	TR	124963	505038	153808	505012	139240	4,491
12/2014	MI 7	ME 3	TR	125235	505038	153808	521626	40184	124
12/2014	MI 7	ME 3	TR	125292	505038	153808	521626	40184	4

ANR Pipeline Company Transportation Services Fuel By Route Analysis

VASCR351

Reporting Year: *January - December 2014*
 Production Period: 12/2014

<u>Production Period</u>	<u>Receipt Segment</u>	<u>Delivery Segment</u>	<u>Service Class</u>	<u>Svc Req Contract</u>	<u>Receipt Location</u>	<u>Receipt Loc Prop</u>	<u>Delivery Location</u>	<u>Delivery Loc Prop</u>	<u>Fuel Quantity</u>
12/2014	MI 7	ME 3	TR	125293	505038	153808	521626	40184	9
12/2014	MI 7	ME 3	TR	125321	505038	153808	521626	40184	62
12/2014	MI 7	ME 3	TR	125369	505038	153808	521626	40184	93
12/2014	MI 7	ME 3	TR	125408	505038	153808	521626	40184	1
12/2014	MI 7	ME 3	TR	125484	505038	153808	505564	1389346	10
12/2014	MI 7	ME 3	TR	125484	510005	246067	505564	1389346	90
12/2014	MI 7	ME 3	TR	125505	511136	277072	521638	153767	23
12/2014	MI 7	ME 3	TR	125506	511136	277072	521638	153767	174
12/2014	MI 7	ME 3	TR	125534	505038	153808	520018	22986	825
12/2014	MI 7	ME 3	TS	109138	505038	153808	505011	139239	101
12/2014	MI 7	ME 3	TS	109190	505038	153808	505009	139237	118
12/2014	MI 7	ME 3	TS	120642	505038	153808	505563	1389347	13
12/2014	MI 7	ME 3	TS	123081	505038	153808	505010	139238	12
12/2014	MI 7	ME 3	TS	123608	505038	153808	521560	4481	22
		Segment							13,182
12/2014	MI 7	MI 7	TR	750	505038	153808	521116	42078	187
12/2014	MI 7	MI 7	TR	850	505038	153808	521116	42078	48
12/2014	MI 7	MI 7	TR	104405	505038	153808	521008	11616	471
12/2014	MI 7	MI 7	TR	107898	505038	153808	521008	11616	617
12/2014	MI 7	MI 7	TR	108179	505108	243097	505038	153808	317
12/2014	MI 7	MI 7	TR	108179	510005	246067	505038	153808	30
12/2014	MI 7	MI 7	TR	108179	511136	277072	505038	153808	225
12/2014	MI 7	MI 7	TR	108283	505038	153808	521008	11616	48
12/2014	MI 7	MI 7	TR	108283	505038	153808	521116	42078	178
12/2014	MI 7	MI 7	TR	108283	505038	153808	521118	11578	70
12/2014	MI 7	MI 7	TR	108283	505038	153808	521138	11680	4
12/2014	MI 7	MI 7	TR	108283	505038	153808	521158	11581	84
12/2014	MI 7	MI 7	TR	108283	505038	153808	521636	22992	44
12/2014	MI 7	MI 7	TR	108283	505038	153808	521690	40892	65
12/2014	MI 7	MI 7	TR	108283	510005	246067	505038	153808	26
12/2014	MI 7	MI 7	TR	108283	510005	246067	521008	11616	1
12/2014	MI 7	MI 7	TR	108283	510005	246067	521116	42078	670
12/2014	MI 7	MI 7	TR	108283	510005	246067	521118	11578	34

ANR Pipeline Company Transportation Services Fuel By Route Analysis

VASCR351

Reporting Year: *January - December 2014*
 Production Period: 12/2014

<u>Production Period</u>	<u>Receipt Segment</u>	<u>Delivery Segment</u>	<u>Service Class</u>	<u>Svc Req Contract</u>	<u>Receipt Location</u>	<u>Receipt Loc Prop</u>	<u>Delivery Location</u>	<u>Delivery Loc Prop</u>	<u>Fuel Quantity</u>
12/2014	MI 7	MI 7	TR	108283	510005	246067	521138	11680	104
12/2014	MI 7	MI 7	TR	108283	510005	246067	521158	11581	144
12/2014	MI 7	MI 7	TR	108283	510005	246067	521636	22992	147
12/2014	MI 7	MI 7	TR	108283	510005	246067	521962	139401	12
12/2014	MI 7	MI 7	TR	108288	505038	153808	521116	42078	30
12/2014	MI 7	MI 7	TR	108288	505038	153808	521636	22992	12
12/2014	MI 7	MI 7	TR	108288	510005	246067	505038	153808	2
12/2014	MI 7	MI 7	TR	108288	510005	246067	521116	42078	246
12/2014	MI 7	MI 7	TR	108288	510005	246067	521118	11578	6
12/2014	MI 7	MI 7	TR	108288	510005	246067	521636	22992	5
12/2014	MI 7	MI 7	TR	109014	505038	153808	505131	295958	571
12/2014	MI 7	MI 7	TR	109014	505038	153808	521016	4196	1,452
12/2014	MI 7	MI 7	TR	109014	505131	295958	505038	153808	1,938
12/2014	MI 7	MI 7	TR	109179	505038	153808	521636	22992	2
12/2014	MI 7	MI 7	TR	109179	510005	246067	521116	42078	44
12/2014	MI 7	MI 7	TR	109182	505038	153808	521636	22992	6
12/2014	MI 7	MI 7	TR	109182	510005	246067	505038	153808	2
12/2014	MI 7	MI 7	TR	109182	510005	246067	521014	153852	6
12/2014	MI 7	MI 7	TR	109182	510005	246067	521116	42078	124
12/2014	MI 7	MI 7	TR	109183	505038	153808	521058	282435	11
12/2014	MI 7	MI 7	TR	109183	505038	153808	521116	42078	63
12/2014	MI 7	MI 7	TR	109183	505038	153808	521636	22992	18
12/2014	MI 7	MI 7	TR	109183	510005	246067	505038	153808	6
12/2014	MI 7	MI 7	TR	109183	510005	246067	521014	153852	17
12/2014	MI 7	MI 7	TR	109183	510005	246067	521116	42078	362
12/2014	MI 7	MI 7	TR	109183	510005	246067	521636	22992	63
12/2014	MI 7	MI 7	TR	109511	511144	48642	521008	11616	344
12/2014	MI 7	MI 7	TR	109595	505038	153808	505019	139251	154
12/2014	MI 7	MI 7	TR	109893	505038	153808	521116	42078	2
12/2014	MI 7	MI 7	TR	109893	505038	153808	521636	22992	4
12/2014	MI 7	MI 7	TR	109893	510005	246067	505038	153808	1
12/2014	MI 7	MI 7	TR	109893	510005	246067	521014	153852	4
12/2014	MI 7	MI 7	TR	109893	510005	246067	521116	42078	85

**ANR Pipeline Company
 Transportation Services
 Fuel By Route Analysis**

VASCR351

Reporting Year: *January - December 2014*
 Production Period: 12/2014

<u>Production Period</u>	<u>Receipt Segment</u>	<u>Delivery Segment</u>	<u>Service Class</u>	<u>Svc Req Contract</u>	<u>Receipt Location</u>	<u>Receipt Loc Prop</u>	<u>Delivery Location</u>	<u>Delivery Loc Prop</u>	<u>Fuel Quantity</u>
12/2014	MI 7	MI 7	TR	109920	510005	246067	521116	42078	69
12/2014	MI 7	MI 7	TR	109920	511162	153853	505019	139251	1,350
12/2014	MI 7	MI 7	TR	109920	511162	153853	521636	22992	99
12/2014	MI 7	MI 7	TR	109920	511162	153853	521690	40892	28
12/2014	MI 7	MI 7	TR	110019	505038	153808	505018	139250	4,132
12/2014	MI 7	MI 7	TR	110020	505038	153808	505031	139371	49
12/2014	MI 7	MI 7	TR	110022	505038	153808	505034	139384	504
12/2014	MI 7	MI 7	TR	110285	505038	153808	521636	22992	35
12/2014	MI 7	MI 7	TR	110285	505038	153808	521948	4492	156
12/2014	MI 7	MI 7	TR	110407	505038	153808	521116	42078	8
12/2014	MI 7	MI 7	TR	110407	505038	153808	521636	22992	8
12/2014	MI 7	MI 7	TR	110407	510005	246067	505038	153808	3
12/2014	MI 7	MI 7	TR	110407	510005	246067	521116	42078	173
12/2014	MI 7	MI 7	TR	110884	505038	153808	505108	243097	45
12/2014	MI 7	MI 7	TR	110884	505038	153808	521690	40892	754
12/2014	MI 7	MI 7	TR	110885	505038	153808	505108	243097	295
12/2014	MI 7	MI 7	TR	110885	505038	153808	521116	42078	14
12/2014	MI 7	MI 7	TR	110885	505038	153808	521118	11578	113
12/2014	MI 7	MI 7	TR	110885	505038	153808	521122	11751	28
12/2014	MI 7	MI 7	TR	110885	505038	153808	521124	11562	31
12/2014	MI 7	MI 7	TR	110885	505038	153808	521138	11680	32
12/2014	MI 7	MI 7	TR	110885	505038	153808	521142	40477	28
12/2014	MI 7	MI 7	TR	110885	505038	153808	521144	11580	20
12/2014	MI 7	MI 7	TR	110885	505038	153808	521146	11785	24
12/2014	MI 7	MI 7	TR	110885	505038	153808	521162	11748	4
12/2014	MI 7	MI 7	TR	110885	505038	153808	521636	22992	377
12/2014	MI 7	MI 7	TR	110885	505038	153808	521670	40468	60
12/2014	MI 7	MI 7	TR	110885	505038	153808	521690	40892	54
12/2014	MI 7	MI 7	TR	110885	505038	153808	521932	138744	1
12/2014	MI 7	MI 7	TR	110885	511136	277072	505038	153808	627
12/2014	MI 7	MI 7	TR	110885	511136	277072	521008	11616	92
12/2014	MI 7	MI 7	TR	110885	511136	277072	521116	42078	60
12/2014	MI 7	MI 7	TR	110885	511136	277072	521118	11578	399

ANR Pipeline Company Transportation Services Fuel By Route Analysis
--

VASCR351

 Reporting Year: *January - December 2014*
 Production Period: 12/2014

<u>Production Period</u>	<u>Receipt Segment</u>	<u>Delivery Segment</u>	<u>Service Class</u>	<u>Svc Req Contract</u>	<u>Receipt Location</u>	<u>Receipt Loc Prop</u>	<u>Delivery Location</u>	<u>Delivery Loc Prop</u>	<u>Fuel Quantity</u>
12/2014	MI 7	MI 7	TR	110885	511136	277072	521122	11751	100
12/2014	MI 7	MI 7	TR	110885	511136	277072	521124	11562	117
12/2014	MI 7	MI 7	TR	110885	511136	277072	521138	11680	119
12/2014	MI 7	MI 7	TR	110885	511136	277072	521142	40477	105
12/2014	MI 7	MI 7	TR	110885	511136	277072	521144	11580	75
12/2014	MI 7	MI 7	TR	110885	511136	277072	521146	11785	90
12/2014	MI 7	MI 7	TR	110885	511136	277072	521162	11748	15
12/2014	MI 7	MI 7	TR	110885	511136	277072	521636	22992	495
12/2014	MI 7	MI 7	TR	110885	511136	277072	521670	40468	214
12/2014	MI 7	MI 7	TR	110889	505038	153808	521008	11616	18
12/2014	MI 7	MI 7	TR	110889	505038	153808	523052	467243	1
12/2014	MI 7	MI 7	TR	110889	511128	139396	521074	40470	26
12/2014	MI 7	MI 7	TR	110889	511128	139396	521138	11680	6
12/2014	MI 7	MI 7	TR	110889	511128	139396	521144	11580	37
12/2014	MI 7	MI 7	TR	110889	511128	139396	521146	11785	15
12/2014	MI 7	MI 7	TR	110904	505108	243097	505038	153808	45
12/2014	MI 7	MI 7	TR	110904	511136	277072	505038	153808	45
12/2014	MI 7	MI 7	TR	111061	505038	153808	521014	153852	9
12/2014	MI 7	MI 7	TR	111061	505038	153808	521058	282435	7
12/2014	MI 7	MI 7	TR	111061	505038	153808	521116	42078	27
12/2014	MI 7	MI 7	TR	111061	505038	153808	521636	22992	10
12/2014	MI 7	MI 7	TR	111061	505038	153808	523014	318733	5
12/2014	MI 7	MI 7	TR	111061	510005	246067	505038	153808	6
12/2014	MI 7	MI 7	TR	111061	510005	246067	521116	42078	413
12/2014	MI 7	MI 7	TR	111287	505035	139385	505038	153808	2,352
12/2014	MI 7	MI 7	TR	111287	505038	153808	505035	139385	2,593
12/2014	MI 7	MI 7	TR	111310	505038	153808	505028	139366	2,858
12/2014	MI 7	MI 7	TR	111310	505038	153808	521636	22992	89
12/2014	MI 7	MI 7	TR	111330	505038	153808	521624	4375	826
12/2014	MI 7	MI 7	TR	111330	505038	153808	521932	138744	552
12/2014	MI 7	MI 7	TR	111330	511136	277072	521624	4375	1,049
12/2014	MI 7	MI 7	TR	111493	511144	48642	505033	139382	46,342
12/2014	MI 7	MI 7	TR	111910	505038	153808	505108	243097	12

**ANR Pipeline Company
 Transportation Services
 Fuel By Route Analysis**
VASCR351

 Reporting Year: *January - December 2014*
 Production Period: 12/2014

<u>Production Period</u>	<u>Receipt Segment</u>	<u>Delivery Segment</u>	<u>Service Class</u>	<u>Svc Req Contract</u>	<u>Receipt Location</u>	<u>Receipt Loc Prop</u>	<u>Delivery Location</u>	<u>Delivery Loc Prop</u>	<u>Fuel Quantity</u>
12/2014	MI 7	MI 7	TR	111910	505038	153808	521116	42078	39
12/2014	MI 7	MI 7	TR	111910	505038	153808	521118	11578	18
12/2014	MI 7	MI 7	TR	111910	505038	153808	521636	22992	2
12/2014	MI 7	MI 7	TR	111910	505108	243097	521116	42078	47
12/2014	MI 7	MI 7	TR	111910	505108	243097	521636	22992	45
12/2014	MI 7	MI 7	TR	111910	511136	277072	521008	11616	14
12/2014	MI 7	MI 7	TR	111910	511136	277072	521074	40470	8
12/2014	MI 7	MI 7	TR	111910	511136	277072	521116	42078	252
12/2014	MI 7	MI 7	TR	111910	511136	277072	521118	11578	36
12/2014	MI 7	MI 7	TR	111910	511136	277072	521142	40477	2
12/2014	MI 7	MI 7	TR	111910	511136	277072	521144	11580	14
12/2014	MI 7	MI 7	TR	111910	511136	277072	521162	11748	27
12/2014	MI 7	MI 7	TR	111910	511136	277072	521636	22992	1,082
12/2014	MI 7	MI 7	TR	111910	511136	277072	521962	139401	1
12/2014	MI 7	MI 7	TR	111910	511136	277072	523052	467243	5
12/2014	MI 7	MI 7	TR	111928	510005	246067	521116	42078	2,372
12/2014	MI 7	MI 7	TR	111928	511136	277072	521116	42078	45
12/2014	MI 7	MI 7	TR	111928	511158	48644	505108	243097	280
12/2014	MI 7	MI 7	TR	111928	511158	48644	521116	42078	1,506
12/2014	MI 7	MI 7	TR	111928	511158	48644	521690	40892	47
12/2014	MI 7	MI 7	TR	111973	511158	48644	521124	11562	589
12/2014	MI 7	MI 7	TR	112059	505038	153808	521636	22992	3
12/2014	MI 7	MI 7	TR	112059	505038	153808	521670	40468	60
12/2014	MI 7	MI 7	TR	112059	505038	153808	521962	139401	14
12/2014	MI 7	MI 7	TR	112059	511136	277072	521008	11616	10
12/2014	MI 7	MI 7	TR	112059	511136	277072	521116	42078	18
12/2014	MI 7	MI 7	TR	112059	511136	277072	521636	22992	123
12/2014	MI 7	MI 7	TR	112059	511136	277072	521670	40468	846
12/2014	MI 7	MI 7	TR	112059	511136	277072	521962	139401	264
12/2014	MI 7	MI 7	TR	112117	510005	246067	521116	42078	24
12/2014	MI 7	MI 7	TR	112117	511136	277072	521116	42078	601
12/2014	MI 7	MI 7	TR	112565	505108	243097	505038	153808	129
12/2014	MI 7	MI 7	TR	112807	505038	153808	521008	11616	2,726

**ANR Pipeline Company
 Transportation Services
 Fuel By Route Analysis**
VASCR351

 Reporting Year: *January - December 2014*
 Production Period: 12/2014

<u>Production Period</u>	<u>Receipt Segment</u>	<u>Delivery Segment</u>	<u>Service Class</u>	<u>Svc Req Contract</u>	<u>Receipt Location</u>	<u>Receipt Loc Prop</u>	<u>Delivery Location</u>	<u>Delivery Loc Prop</u>	<u>Fuel Quantity</u>
12/2014	MI 7	MI 7	TR	112817	505017	139249	505038	153808	97
12/2014	MI 7	MI 7	TR	112817	505038	153808	505017	139249	1,216
12/2014	MI 7	MI 7	TR	112818	505038	153808	505017	139249	2,688
12/2014	MI 7	MI 7	TR	112834	505038	153808	521932	138744	27
12/2014	MI 7	MI 7	TR	112834	505038	153808	521948	4492	3
12/2014	MI 7	MI 7	TR	112835	510005	246067	521122	11751	11
12/2014	MI 7	MI 7	TR	112835	510005	246067	521124	11562	13
12/2014	MI 7	MI 7	TR	112835	510005	246067	521138	11680	10
12/2014	MI 7	MI 7	TR	112835	510005	246067	521948	4492	20
12/2014	MI 7	MI 7	TR	112835	510005	246067	521962	139401	16
12/2014	MI 7	MI 7	TR	112835	511136	277072	521122	11751	330
12/2014	MI 7	MI 7	TR	112835	511136	277072	521124	11562	390
12/2014	MI 7	MI 7	TR	112835	511136	277072	521138	11680	247
12/2014	MI 7	MI 7	TR	112835	511136	277072	521160	11590	198
12/2014	MI 7	MI 7	TR	112835	511136	277072	521622	110850	18
12/2014	MI 7	MI 7	TR	112835	511136	277072	521636	22992	72
12/2014	MI 7	MI 7	TR	112835	511136	277072	521670	40468	126
12/2014	MI 7	MI 7	TR	112835	511136	277072	521948	4492	143
12/2014	MI 7	MI 7	TR	112835	511136	277072	521962	139401	375
12/2014	MI 7	MI 7	TR	112839	505038	153808	521008	11616	3,567
12/2014	MI 7	MI 7	TR	112958	505038	153808	521014	153852	10
12/2014	MI 7	MI 7	TR	112958	505038	153808	521116	42078	10
12/2014	MI 7	MI 7	TR	112958	505038	153808	521932	138744	9
12/2014	MI 7	MI 7	TR	112958	510005	246067	505038	153808	3
12/2014	MI 7	MI 7	TR	112958	510005	246067	521116	42078	214
12/2014	MI 7	MI 7	TR	113046	505038	153808	521116	42078	230
12/2014	MI 7	MI 7	TR	113181	510005	246067	505038	153808	105
12/2014	MI 7	MI 7	TR	113181	510005	246067	521116	42078	664
12/2014	MI 7	MI 7	TR	113181	511136	277072	521116	42078	373
12/2014	MI 7	MI 7	TR	113372	510005	246067	521116	42078	62
12/2014	MI 7	MI 7	TR	113372	510005	246067	521948	4492	25
12/2014	MI 7	MI 7	TR	113372	511136	277072	521116	42078	222
12/2014	MI 7	MI 7	TR	113372	511136	277072	521138	11680	6

**ANR Pipeline Company
 Transportation Services
 Fuel By Route Analysis**
VASCR351

 Reporting Year: *January - December 2014*
 Production Period: 12/2014

<u>Production Period</u>	<u>Receipt Segment</u>	<u>Delivery Segment</u>	<u>Service Class</u>	<u>Svc Req Contract</u>	<u>Receipt Location</u>	<u>Receipt Loc Prop</u>	<u>Delivery Location</u>	<u>Delivery Loc Prop</u>	<u>Fuel Quantity</u>
12/2014	MI 7	MI 7	TR	113372	511136	277072	521160	11590	27
12/2014	MI 7	MI 7	TR	113372	511136	277072	521636	22992	13
12/2014	MI 7	MI 7	TR	113372	511136	277072	521670	40468	201
12/2014	MI 7	MI 7	TR	113372	511136	277072	521948	4492	218
12/2014	MI 7	MI 7	TR	113498	505038	153808	521008	11616	279
12/2014	MI 7	MI 7	TR	113537	505038	153808	505108	243097	535
12/2014	MI 7	MI 7	TR	113537	505038	153808	521636	22992	350
12/2014	MI 7	MI 7	TR	113537	505038	153808	521985	278172	111
12/2014	MI 7	MI 7	TR	113537	510005	246067	505038	153808	20
12/2014	MI 7	MI 7	TR	113537	510029	2610	505038	153808	156
12/2014	MI 7	MI 7	TR	113537	511136	277072	505038	153808	2,833
12/2014	MI 7	MI 7	TR	113537	511136	277072	521008	11616	92
12/2014	MI 7	MI 7	TR	113537	511136	277072	521116	42078	145
12/2014	MI 7	MI 7	TR	113537	511136	277072	521690	40892	164
12/2014	MI 7	MI 7	TR	113544	505038	153808	505108	243097	623
12/2014	MI 7	MI 7	TR	113544	505038	153808	521008	11616	61
12/2014	MI 7	MI 7	TR	113544	505038	153808	521636	22992	83
12/2014	MI 7	MI 7	TR	113544	505038	153808	521985	278172	136
12/2014	MI 7	MI 7	TR	113544	510005	246067	505038	153808	59
12/2014	MI 7	MI 7	TR	113544	510005	246067	521008	11616	122
12/2014	MI 7	MI 7	TR	113544	510029	2610	505038	153808	275
12/2014	MI 7	MI 7	TR	113544	511136	277072	505038	153808	2,344
12/2014	MI 7	MI 7	TR	113544	511136	277072	521116	42078	146
12/2014	MI 7	MI 7	TR	113544	511136	277072	521636	22992	150
12/2014	MI 7	MI 7	TR	113544	511136	277072	521690	40892	43
12/2014	MI 7	MI 7	TR	113650	505038	153808	521116	42078	4
12/2014	MI 7	MI 7	TR	113709	505038	153808	523065	769472	6,979
12/2014	MI 7	MI 7	TR	114122	511158	48644	521124	11562	620
12/2014	MI 7	MI 7	TR	114490	505038	153808	521030	282436	601
12/2014	MI 7	MI 7	TR	114490	505038	153808	521985	278172	102
12/2014	MI 7	MI 7	TR	114490	510005	246067	505038	153808	187
12/2014	MI 7	MI 7	TR	114490	510005	246067	521030	282436	612
12/2014	MI 7	MI 7	TR	114490	510005	246067	521116	42078	426

**ANR Pipeline Company
 Transportation Services
 Fuel By Route Analysis**
VASCR351

 Reporting Year: *January - December 2014*
 Production Period: 12/2014

<u>Production Period</u>	<u>Receipt Segment</u>	<u>Delivery Segment</u>	<u>Service Class</u>	<u>Svc Req Contract</u>	<u>Receipt Location</u>	<u>Receipt Loc Prop</u>	<u>Delivery Location</u>	<u>Delivery Loc Prop</u>	<u>Fuel Quantity</u>
12/2014	MI 7	MI 7	TR	114490	511136	277072	505038	153808	69
12/2014	MI 7	MI 7	TR	114490	511136	277072	521030	282436	837
12/2014	MI 7	MI 7	TR	114490	511136	277072	521116	42078	27
12/2014	MI 7	MI 7	TR	114497	505038	153808	521030	282436	945
12/2014	MI 7	MI 7	TR	114497	505038	153808	521985	278172	80
12/2014	MI 7	MI 7	TR	114497	505108	243097	521116	42078	4
12/2014	MI 7	MI 7	TR	114497	510005	246067	505038	153808	145
12/2014	MI 7	MI 7	TR	114497	510005	246067	521030	282436	613
12/2014	MI 7	MI 7	TR	114497	510005	246067	521116	42078	784
12/2014	MI 7	MI 7	TR	114497	510005	246067	521636	22992	25
12/2014	MI 7	MI 7	TR	114497	510005	246067	521948	4492	4
12/2014	MI 7	MI 7	TR	114497	511136	277072	505038	153808	37
12/2014	MI 7	MI 7	TR	114497	511136	277072	521030	282436	235
12/2014	MI 7	MI 7	TR	114497	511136	277072	521116	42078	252
12/2014	MI 7	MI 7	TR	114567	505038	153808	505137	320550	32
12/2014	MI 7	MI 7	TR	114567	505222	140358	505137	320550	128
12/2014	MI 7	MI 7	TR	114567	505230	153728	505137	320550	35
12/2014	MI 7	MI 7	TR	114604	505038	153808	523029	360888	59
12/2014	MI 7	MI 7	TR	114604	505230	153728	523029	360888	7
12/2014	MI 7	MI 7	TR	114824	505230	153728	521606	216654	4
12/2014	MI 7	MI 7	TR	115823	505038	153808	505108	243097	182
12/2014	MI 7	MI 7	TR	115823	505038	153808	521008	11616	434
12/2014	MI 7	MI 7	TR	115823	505038	153808	521074	40470	7
12/2014	MI 7	MI 7	TR	115823	505038	153808	521116	42078	104
12/2014	MI 7	MI 7	TR	115823	505038	153808	521144	11580	14
12/2014	MI 7	MI 7	TR	115823	505038	153808	521162	11748	17
12/2014	MI 7	MI 7	TR	115823	505038	153808	521636	22992	5
12/2014	MI 7	MI 7	TR	115823	505038	153808	523052	467243	11
12/2014	MI 7	MI 7	TR	115823	505108	243097	521008	11616	161
12/2014	MI 7	MI 7	TR	115823	505108	243097	521116	42078	138
12/2014	MI 7	MI 7	TR	115823	505108	243097	521636	22992	45
12/2014	MI 7	MI 7	TR	115823	511136	277072	521008	11616	82
12/2014	MI 7	MI 7	TR	115823	511136	277072	521074	40470	78

**ANR Pipeline Company
 Transportation Services
 Fuel By Route Analysis**
VASCR351

 Reporting Year: *January - December 2014*
 Production Period: **12/2014**

<u>Production Period</u>	<u>Receipt Segment</u>	<u>Delivery Segment</u>	<u>Service Class</u>	<u>Svc Req Contract</u>	<u>Receipt Location</u>	<u>Receipt Loc Prop</u>	<u>Delivery Location</u>	<u>Delivery Loc Prop</u>	<u>Fuel Quantity</u>
12/2014	MI 7	MI 7	TR	115823	511136	277072	521116	42078	142
12/2014	MI 7	MI 7	TR	115823	511136	277072	521118	11578	432
12/2014	MI 7	MI 7	TR	115823	511136	277072	521122	11751	139
12/2014	MI 7	MI 7	TR	115823	511136	277072	521138	11680	1
12/2014	MI 7	MI 7	TR	115823	511136	277072	521142	40477	6
12/2014	MI 7	MI 7	TR	115823	511136	277072	521144	11580	108
12/2014	MI 7	MI 7	TR	115823	511136	277072	521162	11748	210
12/2014	MI 7	MI 7	TR	115823	511136	277072	521636	22992	1,618
12/2014	MI 7	MI 7	TR	115823	511136	277072	523052	467243	78
12/2014	MI 7	MI 7	TR	116170	505038	153808	505108	243097	341
12/2014	MI 7	MI 7	TR	118088	505038	153808	523014	318733	55
12/2014	MI 7	MI 7	TR	118148	510005	246067	521116	42078	408
12/2014	MI 7	MI 7	TR	118148	511136	277072	521116	42078	40
12/2014	MI 7	MI 7	TR	118268	510005	246067	521116	42078	446
12/2014	MI 7	MI 7	TR	118268	511136	277072	521116	42078	572
12/2014	MI 7	MI 7	TR	119958	505230	153728	523014	318733	54
12/2014	MI 7	MI 7	TR	119963	505230	153728	521058	282435	46
12/2014	MI 7	MI 7	TR	119970	505108	243097	520021	40785	155
12/2014	MI 7	MI 7	TR	119973	510036	142164	523074	1292925	242
12/2014	MI 7	MI 7	TR	119990	505038	153808	521008	11616	792
12/2014	MI 7	MI 7	TR	120144	505038	153808	521116	42078	22
12/2014	MI 7	MI 7	TR	120144	505108	243097	521116	42078	10
12/2014	MI 7	MI 7	TR	120144	505108	243097	521636	22992	2
12/2014	MI 7	MI 7	TR	120144	511136	277072	505038	153808	16
12/2014	MI 7	MI 7	TR	120144	511136	277072	521116	42078	207
12/2014	MI 7	MI 7	TR	120144	511136	277072	521636	22992	344
12/2014	MI 7	MI 7	TR	120592	505038	153808	520021	40785	18,330
12/2014	MI 7	MI 7	TR	120903	505038	153808	523008	312117	95
12/2014	MI 7	MI 7	TR	120903	505230	153728	523008	312117	1
12/2014	MI 7	MI 7	TR	120903	510005	246067	523008	312117	91
12/2014	MI 7	MI 7	TR	120903	510029	2610	523008	312117	2
12/2014	MI 7	MI 7	TR	120903	511136	277072	523008	312117	27
12/2014	MI 7	MI 7	TR	121099	511176	44783	505038	153808	26

**ANR Pipeline Company
 Transportation Services
 Fuel By Route Analysis**

VASCR351

Reporting Year: *January - December 2014*
 Production Period: 12/2014

<u>Production Period</u>	<u>Receipt Segment</u>	<u>Delivery Segment</u>	<u>Service Class</u>	<u>Svc Req Contract</u>	<u>Receipt Location</u>	<u>Receipt Loc Prop</u>	<u>Delivery Location</u>	<u>Delivery Loc Prop</u>	<u>Fuel Quantity</u>
12/2014	MI 7	MI 7	TR	121099	511178	40476	505038	153808	62
12/2014	MI 7	MI 7	TR	121099	513023	120743	505038	153808	7
12/2014	MI 7	MI 7	TR	121099	513050	463539	505038	153808	93
12/2014	MI 7	MI 7	TR	121282	505038	153808	521014	153852	2
12/2014	MI 7	MI 7	TR	121282	505038	153808	521116	42078	1
12/2014	MI 7	MI 7	TR	121282	510005	246067	521116	42078	44
12/2014	MI 7	MI 7	TR	121284	505038	153808	521014	153852	4
12/2014	MI 7	MI 7	TR	121284	505038	153808	521116	42078	4
12/2014	MI 7	MI 7	TR	121284	510005	246067	521014	153852	3
12/2014	MI 7	MI 7	TR	121284	510005	246067	521116	42078	87
12/2014	MI 7	MI 7	TR	122006	511162	153853	505017	139249	4,129
12/2014	MI 7	MI 7	TR	122029	510005	246067	521116	42078	8
12/2014	MI 7	MI 7	TR	122029	510005	246067	521160	11590	9
12/2014	MI 7	MI 7	TR	122029	510005	246067	521636	22992	44
12/2014	MI 7	MI 7	TR	122029	510005	246067	521670	40468	38
12/2014	MI 7	MI 7	TR	122029	510005	246067	521948	4492	14
12/2014	MI 7	MI 7	TR	122029	511136	277072	521138	11680	20
12/2014	MI 7	MI 7	TR	122029	511136	277072	521636	22992	190
12/2014	MI 7	MI 7	TR	122029	511136	277072	521670	40468	63
12/2014	MI 7	MI 7	TR	122029	511136	277072	521948	4492	1
12/2014	MI 7	MI 7	TR	122065	511144	48642	521704	40832	1,828
12/2014	MI 7	MI 7	TR	122177	505038	153808	505108	243097	1,376
12/2014	MI 7	MI 7	TR	122177	505038	153808	521690	40892	84
12/2014	MI 7	MI 7	TR	122177	505038	153808	521932	138744	22
12/2014	MI 7	MI 7	TR	122247	511144	48642	521008	11616	92
12/2014	MI 7	MI 7	TR	122264	505038	153808	521016	4196	865
12/2014	MI 7	MI 7	TR	122264	505038	153808	521932	138744	31
12/2014	MI 7	MI 7	TR	122271	505038	153808	505108	243097	406
12/2014	MI 7	MI 7	TR	122837	505038	153808	521030	282436	2
12/2014	MI 7	MI 7	TR	123086	505038	153808	505108	243097	140
12/2014	MI 7	MI 7	TR	123289	505038	153808	505108	243097	96
12/2014	MI 7	MI 7	TR	123289	505038	153808	523008	312117	182
12/2014	MI 7	MI 7	TR	123289	505222	140358	505137	320550	400

**ANR Pipeline Company
 Transportation Services
 Fuel By Route Analysis**

VASCR351

Reporting Year: *January - December 2014*
 Production Period: 12/2014

<u>Production Period</u>	<u>Receipt Segment</u>	<u>Delivery Segment</u>	<u>Service Class</u>	<u>Svc Req Contract</u>	<u>Receipt Location</u>	<u>Receipt Loc Prop</u>	<u>Delivery Location</u>	<u>Delivery Loc Prop</u>	<u>Fuel Quantity</u>
12/2014	MI 7	MI 7	TR	123289	510005	246067	521690	40892	153
12/2014	MI 7	MI 7	TR	123289	510005	246067	523008	312117	86
12/2014	MI 7	MI 7	TR	123289	511136	277072	505038	153808	831
12/2014	MI 7	MI 7	TR	123289	511136	277072	521690	40892	41
12/2014	MI 7	MI 7	TR	123289	511136	277072	523008	312117	285
12/2014	MI 7	MI 7	TR	123292	510005	246067	521690	40892	2
12/2014	MI 7	MI 7	TR	123292	511136	277072	505038	153808	456
12/2014	MI 7	MI 7	TR	123292	511136	277072	523008	312117	110
12/2014	MI 7	MI 7	TR	123295	505222	140358	505137	320550	77
12/2014	MI 7	MI 7	TR	123295	511136	277072	505038	153808	282
12/2014	MI 7	MI 7	TR	123631	510005	246067	505038	153808	49
12/2014	MI 7	MI 7	TR	123631	510005	246067	521008	11616	31
12/2014	MI 7	MI 7	TR	123631	511136	277072	505038	153808	1,120
12/2014	MI 7	MI 7	TR	123740	505038	153808	521116	42078	1,426
12/2014	MI 7	MI 7	TR	123824	505038	153808	521008	11616	867
12/2014	MI 7	MI 7	TR	123824	505038	153808	521116	42078	45
12/2014	MI 7	MI 7	TR	123824	505038	153808	521985	278172	481
12/2014	MI 7	MI 7	TR	123827	505108	243097	521008	11616	32
12/2014	MI 7	MI 7	TR	123827	505108	243097	523052	467243	13
12/2014	MI 7	MI 7	TR	124023	511136	277072	521624	4375	273
12/2014	MI 7	MI 7	TR	124050	505038	153808	505108	243097	195
12/2014	MI 7	MI 7	TR	124050	505038	153808	521116	42078	52
12/2014	MI 7	MI 7	TR	124050	505038	153808	521636	22992	376
12/2014	MI 7	MI 7	TR	124050	505038	153808	521985	278172	121
12/2014	MI 7	MI 7	TR	124050	510005	246067	505038	153808	134
12/2014	MI 7	MI 7	TR	124050	510005	246067	521636	22992	57
12/2014	MI 7	MI 7	TR	124050	510029	2610	505038	153808	91
12/2014	MI 7	MI 7	TR	124050	511136	277072	505038	153808	1,261
12/2014	MI 7	MI 7	TR	124050	511136	277072	521116	42078	88
12/2014	MI 7	MI 7	TR	124050	511136	277072	521636	22992	484
12/2014	MI 7	MI 7	TR	124050	511136	277072	521690	40892	185
12/2014	MI 7	MI 7	TR	124050	511144	48642	521116	42078	315
12/2014	MI 7	MI 7	TR	124054	505038	153808	521636	22992	72

**ANR Pipeline Company
 Transportation Services
 Fuel By Route Analysis**

VASCR351

Reporting Year: *January - December 2014*
 Production Period: 12/2014

<u>Production Period</u>	<u>Receipt Segment</u>	<u>Delivery Segment</u>	<u>Service Class</u>	<u>Svc Req Contract</u>	<u>Receipt Location</u>	<u>Receipt Loc Prop</u>	<u>Delivery Location</u>	<u>Delivery Loc Prop</u>	<u>Fuel Quantity</u>
12/2014	MI 7	MI 7	TR	124054	505038	153808	521985	278172	314
12/2014	MI 7	MI 7	TR	124054	510005	246067	505038	153808	48
12/2014	MI 7	MI 7	TR	124054	510029	2610	505038	153808	110
12/2014	MI 7	MI 7	TR	124054	511136	277072	505038	153808	1,366
12/2014	MI 7	MI 7	TR	124054	511136	277072	521636	22992	212
12/2014	MI 7	MI 7	TR	124077	505038	153808	521985	278172	56
12/2014	MI 7	MI 7	TR	124077	510005	246067	505038	153808	28
12/2014	MI 7	MI 7	TR	124556	505038	153808	521014	153852	34
12/2014	MI 7	MI 7	TR	124556	505038	153808	521058	282435	24
12/2014	MI 7	MI 7	TR	124556	505038	153808	521158	11581	13
12/2014	MI 7	MI 7	TR	124556	505038	153808	521690	40892	105
12/2014	MI 7	MI 7	TR	124556	505038	153808	523014	318733	35
12/2014	MI 7	MI 7	TR	124556	510005	246067	505038	153808	12
12/2014	MI 7	MI 7	TR	124556	510005	246067	521014	153852	30
12/2014	MI 7	MI 7	TR	124556	510005	246067	521116	42078	327
12/2014	MI 7	MI 7	TR	124556	510005	246067	521636	22992	140
12/2014	MI 7	MI 7	TR	124556	511136	277072	521008	11616	35
12/2014	MI 7	MI 7	TR	124556	511136	277072	521014	153852	4
12/2014	MI 7	MI 7	TR	124556	511136	277072	521116	42078	227
12/2014	MI 7	MI 7	TR	124556	511136	277072	521118	11578	2
12/2014	MI 7	MI 7	TR	124556	511136	277072	521636	22992	7
12/2014	MI 7	MI 7	TR	124768	505038	153808	505108	243097	505
12/2014	MI 7	MI 7	TR	124768	505038	153808	510005	246067	1,580
12/2014	MI 7	MI 7	TR	124879	505038	153808	505108	243097	12
12/2014	MI 7	MI 7	TR	124879	505038	153808	510005	246067	108
12/2014	MI 7	MI 7	TR	124938	505038	153808	505108	243097	9
12/2014	MI 7	MI 7	TR	124938	505038	153808	521030	282436	1,183
12/2014	MI 7	MI 7	TR	124938	505038	153808	521985	278172	761
12/2014	MI 7	MI 7	TR	124938	505108	243097	505038	153808	148
12/2014	MI 7	MI 7	TR	124938	505108	243097	521030	282436	18
12/2014	MI 7	MI 7	TR	124938	510005	246067	505038	153808	85
12/2014	MI 7	MI 7	TR	124938	510005	246067	521030	282436	641
12/2014	MI 7	MI 7	TR	124938	510005	246067	521116	42078	68

**ANR Pipeline Company
 Transportation Services
 Fuel By Route Analysis**
VASCR351

 Reporting Year: *January - December 2014*
 Production Period: 12/2014

<u>Production Period</u>	<u>Receipt Segment</u>	<u>Delivery Segment</u>	<u>Service Class</u>	<u>Svc Req Contract</u>	<u>Receipt Location</u>	<u>Receipt Loc Prop</u>	<u>Delivery Location</u>	<u>Delivery Loc Prop</u>	<u>Fuel Quantity</u>
12/2014	MI 7	MI 7	TR	124938	511136	277072	505038	153808	128
12/2014	MI 7	MI 7	TR	124938	511136	277072	521030	282436	164
12/2014	MI 7	MI 7	TR	124938	511136	277072	521116	42078	266
12/2014	MI 7	MI 7	TR	124939	505038	153808	521030	282436	256
12/2014	MI 7	MI 7	TR	124939	505038	153808	521985	278172	214
12/2014	MI 7	MI 7	TR	124939	511136	277072	505038	153808	97
12/2014	MI 7	MI 7	TR	124939	511136	277072	521030	282436	222
12/2014	MI 7	MI 7	TR	124939	511136	277072	521116	42078	217
12/2014	MI 7	MI 7	TR	124940	505038	153808	521030	282436	280
12/2014	MI 7	MI 7	TR	124940	505038	153808	521985	278172	92
12/2014	MI 7	MI 7	TR	124940	505108	243097	505038	153808	39
12/2014	MI 7	MI 7	TR	124940	510005	246067	505038	153808	41
12/2014	MI 7	MI 7	TR	124940	510005	246067	521030	282436	227
12/2014	MI 7	MI 7	TR	124993	510029	2610	523008	312117	83
12/2014	MI 7	MI 7	TR	124993	511136	277072	505038	153808	624
12/2014	MI 7	MI 7	TR	124993	511136	277072	521008	11616	80
12/2014	MI 7	MI 7	TR	124993	511136	277072	523008	312117	305
12/2014	MI 7	MI 7	TR	125002	505038	153808	521985	278172	230
12/2014	MI 7	MI 7	TR	125002	505038	153808	523008	312117	182
12/2014	MI 7	MI 7	TR	125002	505038	153808	523029	360888	83
12/2014	MI 7	MI 7	TR	125002	505222	140358	505137	320550	32
12/2014	MI 7	MI 7	TR	125002	510005	246067	505038	153808	3,305
12/2014	MI 7	MI 7	TR	125002	510005	246067	523008	312117	202
12/2014	MI 7	MI 7	TR	125002	511136	277072	505038	153808	4,177
12/2014	MI 7	MI 7	TR	125046	505038	153808	521008	11616	14
12/2014	MI 7	MI 7	TR	125046	505038	153808	521074	40470	7
12/2014	MI 7	MI 7	TR	125046	505038	153808	521118	11578	183
12/2014	MI 7	MI 7	TR	125046	505038	153808	521124	11562	3
12/2014	MI 7	MI 7	TR	125046	505038	153808	521138	11680	64
12/2014	MI 7	MI 7	TR	125046	505038	153808	521142	40477	4
12/2014	MI 7	MI 7	TR	125046	505038	153808	521158	11581	3
12/2014	MI 7	MI 7	TR	125046	505038	153808	521690	40892	64
12/2014	MI 7	MI 7	TR	125046	505038	153808	521948	4492	6

**ANR Pipeline Company
 Transportation Services
 Fuel By Route Analysis**
VASCR351

 Reporting Year: *January - December 2014*
 Production Period: 12/2014

<u>Production Period</u>	<u>Receipt Segment</u>	<u>Delivery Segment</u>	<u>Service Class</u>	<u>Svc Req Contract</u>	<u>Receipt Location</u>	<u>Receipt Loc Prop</u>	<u>Delivery Location</u>	<u>Delivery Loc Prop</u>	<u>Fuel Quantity</u>
12/2014	MI 7	MI 7	TR	125046	510005	246067	521074	40470	20
12/2014	MI 7	MI 7	TR	125046	510005	246067	521118	11578	217
12/2014	MI 7	MI 7	TR	125046	510005	246067	521124	11562	12
12/2014	MI 7	MI 7	TR	125046	510005	246067	521138	11680	167
12/2014	MI 7	MI 7	TR	125046	510005	246067	521142	40477	16
12/2014	MI 7	MI 7	TR	125046	510005	246067	521158	11581	3
12/2014	MI 7	MI 7	TR	125046	510005	246067	521948	4492	24
12/2014	MI 7	MI 7	TR	125046	510029	2610	521118	11578	90
12/2014	MI 7	MI 7	TR	125046	511136	277072	521074	40470	34
12/2014	MI 7	MI 7	TR	125046	511136	277072	521118	11578	886
12/2014	MI 7	MI 7	TR	125046	511136	277072	521124	11562	16
12/2014	MI 7	MI 7	TR	125046	511136	277072	521138	11680	151
12/2014	MI 7	MI 7	TR	125046	511136	277072	521142	40477	20
12/2014	MI 7	MI 7	TR	125046	511136	277072	521670	40468	1
12/2014	MI 7	MI 7	TR	125046	511136	277072	521948	4492	38
12/2014	MI 7	MI 7	TR	125046	511136	277072	521962	139401	18
12/2014	MI 7	MI 7	TR	125052	505038	153808	521116	42078	3,244
12/2014	MI 7	MI 7	TR	125054	505038	153808	521116	42078	53
12/2014	MI 7	MI 7	TR	125056	505038	153808	521016	4196	1,286
12/2014	MI 7	MI 7	TR	125079	505038	153808	521116	42078	123
12/2014	MI 7	MI 7	TR	125117	505038	153808	521636	22992	128
12/2014	MI 7	MI 7	TR	125130	505038	153808	521636	22992	54
12/2014	MI 7	MI 7	TR	125130	510005	246067	521962	139401	54
12/2014	MI 7	MI 7	TR	125130	511136	277072	505038	153808	5
12/2014	MI 7	MI 7	TR	125136	505038	153808	521116	42078	16
12/2014	MI 7	MI 7	TR	125136	510005	246067	505038	153808	23
12/2014	MI 7	MI 7	TR	125138	505038	153808	521116	42078	10
12/2014	MI 7	MI 7	TR	125138	505038	153808	521636	22992	33
12/2014	MI 7	MI 7	TR	125138	505038	153808	521962	139401	55
12/2014	MI 7	MI 7	TR	125138	510005	246067	505038	153808	11
12/2014	MI 7	MI 7	TR	125145	505038	153808	521008	11616	45
12/2014	MI 7	MI 7	TR	125145	505038	153808	521690	40892	21
12/2014	MI 7	MI 7	TR	125145	510005	246067	521008	11616	21

**ANR Pipeline Company
 Transportation Services
 Fuel By Route Analysis**

VASCR351

Reporting Year: *January - December 2014*
 Production Period: 12/2014

<u>Production Period</u>	<u>Receipt Segment</u>	<u>Delivery Segment</u>	<u>Service Class</u>	<u>Svc Req Contract</u>	<u>Receipt Location</u>	<u>Receipt Loc Prop</u>	<u>Delivery Location</u>	<u>Delivery Loc Prop</u>	<u>Fuel Quantity</u>
12/2014	MI 7	MI 7	TR	125145	510005	246067	521636	22992	16
12/2014	MI 7	MI 7	TR	125145	510005	246067	521690	40892	63
12/2014	MI 7	MI 7	TR	125145	511136	277072	521690	40892	45
12/2014	MI 7	MI 7	TR	125146	505038	153808	521008	11616	46
12/2014	MI 7	MI 7	TR	125146	510005	246067	521008	11616	33
12/2014	MI 7	MI 7	TR	125146	510005	246067	521690	40892	99
12/2014	MI 7	MI 7	TR	125146	511136	277072	521008	11616	33
12/2014	MI 7	MI 7	TR	125146	511136	277072	521690	40892	33
12/2014	MI 7	MI 7	TR	125175	510005	246067	505038	153808	18
12/2014	MI 7	MI 7	TR	125177	511136	277072	521074	40470	88
12/2014	MI 7	MI 7	TR	125177	511136	277072	521118	11578	17
12/2014	MI 7	MI 7	TR	125177	511136	277072	521122	11751	20
12/2014	MI 7	MI 7	TR	125177	511136	277072	521124	11562	59
12/2014	MI 7	MI 7	TR	125177	511136	277072	521138	11680	68
12/2014	MI 7	MI 7	TR	125177	511136	277072	521142	40477	9
12/2014	MI 7	MI 7	TR	125177	511136	277072	521144	11580	34
12/2014	MI 7	MI 7	TR	125177	511136	277072	521146	11785	31
12/2014	MI 7	MI 7	TR	125177	511136	277072	521154	11574	18
12/2014	MI 7	MI 7	TR	125177	511136	277072	521156	11572	4
12/2014	MI 7	MI 7	TR	125177	511136	277072	521158	11581	11
12/2014	MI 7	MI 7	TR	125177	511136	277072	521162	11748	3
12/2014	MI 7	MI 7	TR	125177	511136	277072	521670	40468	28
12/2014	MI 7	MI 7	TR	125180	510005	246067	505038	153808	4
12/2014	MI 7	MI 7	TR	125185	511136	277072	521146	11785	2
12/2014	MI 7	MI 7	TR	125185	511136	277072	521154	11574	2
12/2014	MI 7	MI 7	TR	125187	511136	277072	521074	40470	9
12/2014	MI 7	MI 7	TR	125187	511136	277072	521144	11580	14
12/2014	MI 7	MI 7	TR	125187	511136	277072	521146	11785	6
12/2014	MI 7	MI 7	TR	125187	511136	277072	521154	11574	2
12/2014	MI 7	MI 7	TR	125187	511136	277072	521162	11748	6
12/2014	MI 7	MI 7	TR	125190	511136	277072	521118	11578	2
12/2014	MI 7	MI 7	TR	125190	511136	277072	521122	11751	1
12/2014	MI 7	MI 7	TR	125190	511136	277072	521124	11562	3

**ANR Pipeline Company
 Transportation Services
 Fuel By Route Analysis**

VASCR351

Reporting Year: *January - December 2014*
Production Period: 12/2014

<u>Production Period</u>	<u>Receipt Segment</u>	<u>Delivery Segment</u>	<u>Service Class</u>	<u>Svc Req Contract</u>	<u>Receipt Location</u>	<u>Receipt Loc Prop</u>	<u>Delivery Location</u>	<u>Delivery Loc Prop</u>	<u>Fuel Quantity</u>
12/2014	MI 7	MI 7	TR	125190	511136	277072	521138	11680	3
12/2014	MI 7	MI 7	TR	125190	511136	277072	521670	40468	2
12/2014	MI 7	MI 7	TR	125234	505038	153808	521932	138744	837
12/2014	MI 7	MI 7	TR	125243	505038	153808	521948	4492	62
12/2014	MI 7	MI 7	TR	125261	505038	153808	521948	4492	5
12/2014	MI 7	MI 7	TR	125271	505038	153808	521932	138744	2
12/2014	MI 7	MI 7	TR	125292	505038	153808	521636	22992	6
12/2014	MI 7	MI 7	TR	125292	505038	153808	521932	138744	180
12/2014	MI 7	MI 7	TR	125293	505038	153808	521932	138744	3
12/2014	MI 7	MI 7	TR	125309	505038	153808	521948	4492	31
12/2014	MI 7	MI 7	TR	125320	505038	153808	521932	138744	48
12/2014	MI 7	MI 7	TR	125324	505038	153808	521948	4492	10
12/2014	MI 7	MI 7	TR	125329	505038	153808	521948	4492	24
12/2014	MI 7	MI 7	TR	125364	505038	153808	521932	138744	25
12/2014	MI 7	MI 7	TR	125372	505038	153808	521948	4492	62
12/2014	MI 7	MI 7	TR	125378	505038	153808	521948	4492	56
12/2014	MI 7	MI 7	TR	125408	505038	153808	521118	11578	4
12/2014	MI 7	MI 7	TR	125408	505038	153808	521138	11680	2
12/2014	MI 7	MI 7	TR	125408	505038	153808	521932	138744	8
12/2014	MI 7	MI 7	TR	125409	505038	153808	521932	138744	6
12/2014	MI 7	MI 7	TR	125421	505038	153808	521932	138744	2
12/2014	MI 7	MI 7	TR	125428	505038	153808	521008	11616	17
12/2014	MI 7	MI 7	TR	125428	510029	2610	505038	153808	31
12/2014	MI 7	MI 7	TR	125452	505038	153808	521636	22992	37
12/2014	MI 7	MI 7	TR	125452	511136	277072	521636	22992	444
12/2014	MI 7	MI 7	TR	125474	505038	153808	521158	11581	2
12/2014	MI 7	MI 7	TR	125474	510005	246067	521158	11581	18
12/2014	MI 7	MI 7	TR	125476	510005	246067	505038	153808	1
12/2014	MI 7	MI 7	TR	125476	510005	246067	521116	42078	24
12/2014	MI 7	MI 7	TR	125476	511136	277072	521116	42078	12
12/2014	MI 7	MI 7	TR	125481	510005	246067	505038	153808	1
12/2014	MI 7	MI 7	TR	125481	510005	246067	521116	42078	36
12/2014	MI 7	MI 7	TR	125481	511136	277072	521116	42078	18

**ANR Pipeline Company
 Transportation Services
 Fuel By Route Analysis**

VASCR351

Reporting Year: *January - December 2014*
 Production Period: 12/2014

<u>Production Period</u>	<u>Receipt Segment</u>	<u>Delivery Segment</u>	<u>Service Class</u>	<u>Svc Req Contract</u>	<u>Receipt Location</u>	<u>Receipt Loc Prop</u>	<u>Delivery Location</u>	<u>Delivery Loc Prop</u>	<u>Fuel Quantity</u>
12/2014	MI 7	MI 7	TR	125484	510005	246067	505038	153808	2
12/2014	MI 7	MI 7	TR	125484	510005	246067	521116	42078	19
12/2014	MI 7	MI 7	TR	125484	511136	277072	521014	153852	6
12/2014	MI 7	MI 7	TR	125484	511136	277072	521116	42078	24
12/2014	MI 7	MI 7	TR	125485	505038	153808	521158	11581	8
12/2014	MI 7	MI 7	TR	125485	510005	246067	521158	11581	72
12/2014	MI 7	MI 7	TR	125486	505038	153808	521158	11581	14
12/2014	MI 7	MI 7	TR	125486	510005	246067	521116	42078	2
12/2014	MI 7	MI 7	TR	125486	510005	246067	521158	11581	126
12/2014	MI 7	MI 7	TR	125487	505038	153808	521116	42078	20
12/2014	MI 7	MI 7	TR	125487	505038	153808	521690	40892	78
12/2014	MI 7	MI 7	TR	125487	510005	246067	505038	153808	12
12/2014	MI 7	MI 7	TR	125487	510005	246067	521116	42078	236
12/2014	MI 7	MI 7	TR	125487	510005	246067	521636	22992	86
12/2014	MI 7	MI 7	TR	125487	511136	277072	521014	153852	4
12/2014	MI 7	MI 7	TR	125487	511136	277072	521116	42078	143
12/2014	MI 7	MI 7	TR	125505	505038	153808	521074	40470	14
12/2014	MI 7	MI 7	TR	125505	505038	153808	521142	40477	30
12/2014	MI 7	MI 7	TR	125505	511136	277072	521074	40470	17
12/2014	MI 7	MI 7	TR	125505	511136	277072	521142	40477	10
12/2014	MI 7	MI 7	TR	125505	511136	277072	521144	11580	59
12/2014	MI 7	MI 7	TR	125505	511136	277072	521146	11785	5
12/2014	MI 7	MI 7	TR	125505	511136	277072	521154	11574	4
12/2014	MI 7	MI 7	TR	125505	511136	277072	521156	11572	26
12/2014	MI 7	MI 7	TR	125505	511136	277072	521158	11581	6
12/2014	MI 7	MI 7	TR	125505	511136	277072	521162	11748	20
12/2014	MI 7	MI 7	TR	125510	505038	153808	505108	243097	12
12/2014	MI 7	MI 7	TR	125510	505038	153808	521932	138744	13
12/2014	MI 7	MI 7	TR	125510	505108	243097	505038	153808	1
12/2014	MI 7	MI 7	TR	125510	510005	246067	505038	153808	72
12/2014	MI 7	MI 7	TR	125510	510005	246067	521116	42078	325
12/2014	MI 7	MI 7	TR	125510	511136	277072	521116	42078	15
12/2014	MI 7	MI 7	TR	125525	505038	153808	521008	11616	154

**ANR Pipeline Company
 Transportation Services
 Fuel By Route Analysis**

VASCR351

Reporting Year: *January - December 2014*
 Production Period: 12/2014

<u>Production Period</u>	<u>Receipt Segment</u>	<u>Delivery Segment</u>	<u>Service Class</u>	<u>Svc Req Contract</u>	<u>Receipt Location</u>	<u>Receipt Loc Prop</u>	<u>Delivery Location</u>	<u>Delivery Loc Prop</u>	<u>Fuel Quantity</u>
12/2014	MI 7	MI 7	TR	125525	505038	153808	521074	40470	17
12/2014	MI 7	MI 7	TR	125525	505038	153808	521116	42078	37
12/2014	MI 7	MI 7	TR	125525	505038	153808	521118	11578	26
12/2014	MI 7	MI 7	TR	125525	505038	153808	521122	11751	4
12/2014	MI 7	MI 7	TR	125525	505038	153808	521124	11562	48
12/2014	MI 7	MI 7	TR	125525	505038	153808	521138	11680	112
12/2014	MI 7	MI 7	TR	125525	505038	153808	521142	40477	12
12/2014	MI 7	MI 7	TR	125525	505038	153808	521158	11581	13
12/2014	MI 7	MI 7	TR	125525	505038	153808	521670	40468	11
12/2014	MI 7	MI 7	TR	125525	505038	153808	521690	40892	148
12/2014	MI 7	MI 7	TR	125525	505038	153808	521948	4492	18
12/2014	MI 7	MI 7	TR	125525	510005	246067	505038	153808	105
12/2014	MI 7	MI 7	TR	125525	510005	246067	521008	11616	15
12/2014	MI 7	MI 7	TR	125525	510005	246067	521074	40470	27
12/2014	MI 7	MI 7	TR	125525	510005	246067	521116	42078	349
12/2014	MI 7	MI 7	TR	125525	510005	246067	521118	11578	17
12/2014	MI 7	MI 7	TR	125525	510005	246067	521124	11562	20
12/2014	MI 7	MI 7	TR	125525	510005	246067	521138	11680	177
12/2014	MI 7	MI 7	TR	125525	510005	246067	521142	40477	21
12/2014	MI 7	MI 7	TR	125525	510005	246067	521158	11581	89
12/2014	MI 7	MI 7	TR	125525	510005	246067	521636	22992	7
12/2014	MI 7	MI 7	TR	125525	510005	246067	521670	40468	2
12/2014	MI 7	MI 7	TR	125525	510005	246067	521948	4492	36
12/2014	MI 7	MI 7	TR	125525	510029	2610	521008	11616	20
12/2014	MI 7	MI 7	TR	125525	510029	2610	521074	40470	41
12/2014	MI 7	MI 7	TR	125525	510029	2610	521116	42078	49
12/2014	MI 7	MI 7	TR	125525	510029	2610	521118	11578	50
12/2014	MI 7	MI 7	TR	125525	510029	2610	521138	11680	184
12/2014	MI 7	MI 7	TR	125525	510029	2610	521142	40477	3
12/2014	MI 7	MI 7	TR	125525	510029	2610	521158	11581	8
12/2014	MI 7	MI 7	TR	125525	510029	2610	521670	40468	1
12/2014	MI 7	MI 7	TR	125525	511136	277072	505038	153808	4
12/2014	MI 7	MI 7	TR	125525	511136	277072	521008	11616	85

**ANR Pipeline Company
 Transportation Services
 Fuel By Route Analysis**
VASCR351

 Reporting Year: *January - December 2014*
 Production Period: 12/2014

<u>Production Period</u>	<u>Receipt Segment</u>	<u>Delivery Segment</u>	<u>Service Class</u>	<u>Svc Reg Contract</u>	<u>Receipt Location</u>	<u>Receipt Loc Prop</u>	<u>Delivery Location</u>	<u>Delivery Loc Prop</u>	<u>Fuel Quantity</u>
12/2014	MI 7	MI 7	TR	125525	511136	277072	521074	40470	34
12/2014	MI 7	MI 7	TR	125525	511136	277072	521116	42078	208
12/2014	MI 7	MI 7	TR	125525	511136	277072	521118	11578	64
12/2014	MI 7	MI 7	TR	125525	511136	277072	521122	11751	6
12/2014	MI 7	MI 7	TR	125525	511136	277072	521124	11562	49
12/2014	MI 7	MI 7	TR	125525	511136	277072	521138	11680	392
12/2014	MI 7	MI 7	TR	125525	511136	277072	521142	40477	48
12/2014	MI 7	MI 7	TR	125525	511136	277072	521158	11581	130
12/2014	MI 7	MI 7	TR	125525	511136	277072	521636	22992	7
12/2014	MI 7	MI 7	TR	125525	511136	277072	521670	40468	17
12/2014	MI 7	MI 7	TR	125525	511136	277072	521948	4492	72
12/2014	MI 7	MI 7	TR	125552	505038	153808	521008	11616	126
12/2014	MI 7	MI 7	TR	125552	505038	153808	521120	11795	2
12/2014	MI 7	MI 7	TR	125552	505038	153808	521690	40892	19
12/2014	MI 7	MI 7	TR	125552	510005	246067	521008	11616	24
12/2014	MI 7	MI 7	TR	125552	510005	246067	521140	11749	12
12/2014	MI 7	MI 7	TR	125553	505038	153808	521008	11616	238
12/2014	MI 7	MI 7	TR	125553	505038	153808	521690	40892	350
12/2014	MI 7	MI 7	TR	125553	510005	246067	521008	11616	902
12/2014	MI 7	MI 7	TR	125553	510005	246067	521690	40892	1,010
12/2014	MI 7	MI 7	TR	125553	511136	277072	521690	40892	28
12/2014	MI 7	MI 7	TR	125554	505038	153808	521008	11616	349
12/2014	MI 7	MI 7	TR	125554	505038	153808	521690	40892	407
12/2014	MI 7	MI 7	TR	125554	510005	246067	521690	40892	25
12/2014	MI 7	MI 7	TR	125555	505038	153808	521008	11616	571
12/2014	MI 7	MI 7	TR	125556	505038	153808	521008	11616	4
12/2014	MI 7	MI 7	TR	125556	505038	153808	521690	40892	80
12/2014	MI 7	MI 7	TR	125556	510005	246067	521008	11616	52
12/2014	MI 7	MI 7	TR	125556	510005	246067	521162	11748	18
12/2014	MI 7	MI 7	TR	125556	510005	246067	521636	22992	10
12/2014	MI 7	MI 7	TR	125556	510005	246067	521690	40892	138
12/2014	MI 7	MI 7	TR	125556	511136	277072	521636	22992	73
12/2014	MI 7	MI 7	TR	125556	511136	277072	521690	40892	245

**ANR Pipeline Company
 Transportation Services
 Fuel By Route Analysis**

VASCR351

Reporting Year: *January - December 2014*
 Production Period: 12/2014

<u>Production Period</u>	<u>Receipt Segment</u>	<u>Delivery Segment</u>	<u>Service Class</u>	<u>Svc Req Contract</u>	<u>Receipt Location</u>	<u>Receipt Loc Prop</u>	<u>Delivery Location</u>	<u>Delivery Loc Prop</u>	<u>Fuel Quantity</u>
12/2014	MI 7	MI 7	TR	125558	505038	153808	521008	11616	81
12/2014	MI 7	MI 7	TR	125559	505038	153808	521008	11616	105
12/2014	MI 7	MI 7	TR	125559	510005	246067	521008	11616	56
12/2014	MI 7	MI 7	TR	125559	510005	246067	521636	22992	274
12/2014	MI 7	MI 7	TR	125559	510005	246067	521690	40892	366
12/2014	MI 7	MI 7	TR	125559	511136	277072	521008	11616	396
12/2014	MI 7	MI 7	TR	125559	511136	277072	521690	40892	305
12/2014	MI 7	MI 7	TR	125560	505038	153808	521690	40892	44
12/2014	MI 7	MI 7	TR	125560	510005	246067	521008	11616	36
12/2014	MI 7	MI 7	TR	125560	510005	246067	521690	40892	100
12/2014	MI 7	MI 7	TR	125560	511136	277072	521008	11616	116
12/2014	MI 7	MI 7	TR	125560	511136	277072	521690	40892	167
12/2014	MI 7	MI 7	TR	125561	510005	246067	521008	11616	192
12/2014	MI 7	MI 7	TR	125581	505108	243097	505038	153808	4,914
12/2014	MI 7	MI 7	TR	125589	505038	153808	521030	282436	457
12/2014	MI 7	MI 7	TR	125589	510005	246067	505038	153808	53
12/2014	MI 7	MI 7	TR	125589	510005	246067	521030	282436	485
12/2014	MI 7	MI 7	TR	125589	511136	277072	505038	153808	3
12/2014	MI 7	MI 7	TR	125589	511136	277072	521030	282436	310
12/2014	MI 7	MI 7	TR	125589	511136	277072	521116	42078	80
12/2014	MI 7	MI 7	TR	125590	505038	153808	521138	11680	66
12/2014	MI 7	MI 7	TR	125590	505038	153808	521156	11572	67
12/2014	MI 7	MI 7	TR	125590	505108	243097	521138	11680	3
12/2014	MI 7	MI 7	TR	125590	505108	243097	521156	11572	4
12/2014	MI 7	MI 7	TR	125590	510005	246067	505038	153808	63
12/2014	MI 7	MI 7	TR	125590	510005	246067	521116	42078	201
12/2014	MI 7	MI 7	TR	125590	510005	246067	521138	11680	125
12/2014	MI 7	MI 7	TR	125590	510005	246067	521156	11572	101
12/2014	MI 7	MI 7	TR	125590	511136	277072	521116	42078	44
12/2014	MI 7	MI 7	TR	125590	511136	277072	521138	11680	6
12/2014	MI 7	MI 7	TR	125590	511136	277072	521156	11572	6
12/2014	MI 7	MI 7	TR	125590	521116	42078	521156	11572	93
12/2014	MI 7	MI 7	TR	125599	505038	153808	521142	40477	5

**ANR Pipeline Company
 Transportation Services
 Fuel By Route Analysis**

VASCR351

Reporting Year: *January - December 2014*
 Production Period: 12/2014

<u>Production Period</u>	<u>Receipt Segment</u>	<u>Delivery Segment</u>	<u>Service Class</u>	<u>Svc Req Contract</u>	<u>Receipt Location</u>	<u>Receipt Loc Prop</u>	<u>Delivery Location</u>	<u>Delivery Loc Prop</u>	<u>Fuel Quantity</u>
12/2014	MI 7	MI 7	TR	125599	505108	243097	521074	40470	7
12/2014	MI 7	MI 7	TR	125599	505108	243097	521142	40477	94
12/2014	MI 7	MI 7	TR	125599	505108	243097	521144	11580	22
12/2014	MI 7	MI 7	TR	125599	505108	243097	521146	11785	1
12/2014	MI 7	MI 7	TR	125599	505108	243097	521154	11574	2
12/2014	MI 7	MI 7	TR	125599	505108	243097	521156	11572	7
12/2014	MI 7	MI 7	TR	125603	505038	153808	521690	40892	3,017
12/2014	MI 7	MI 7	TR	125603	505108	243097	521116	42078	840
12/2014	MI 7	MI 7	TR	125603	510005	246067	521116	42078	1,659
12/2014	MI 7	MI 7	TR	125603	510005	246067	521636	22992	3
12/2014	MI 7	MI 7	TR	125603	511136	277072	521116	42078	447
12/2014	MI 7	MI 7	TR	125603	511136	277072	521636	22992	4
12/2014	MI 7	MI 7	TR	125607	505038	153808	521008	11616	33
12/2014	MI 7	MI 7	TR	125607	505038	153808	521690	40892	241
12/2014	MI 7	MI 7	TR	125607	505038	153808	521985	278172	78
12/2014	MI 7	MI 7	TR	125607	510005	246067	521008	11616	696
12/2014	MI 7	MI 7	TR	125607	510005	246067	521690	40892	1,210
12/2014	MI 7	MI 7	TR	125607	511136	277072	521690	40892	961
12/2014	MI 7	MI 7	TR	125608	505038	153808	505017	139249	40
12/2014	MI 7	MI 7	TR	125608	511136	277072	505017	139249	155
12/2014	MI 7	MI 7	TR	125609	511136	277072	505017	139249	5,146
12/2014	MI 7	MI 7	TR	125614	510005	246067	521030	282436	92
12/2014	MI 7	MI 7	TR	125620	505038	153808	521030	282436	3,488
12/2014	MI 7	MI 7	TR	125620	505108	243097	505038	153808	537
12/2014	MI 7	MI 7	TR	125620	505108	243097	521030	282436	646
12/2014	MI 7	MI 7	TR	125620	505108	243097	521116	42078	837
12/2014	MI 7	MI 7	TR	125620	510005	246067	505038	153808	258
12/2014	MI 7	MI 7	TR	125620	510005	246067	521030	282436	979
12/2014	MI 7	MI 7	TR	125620	510005	246067	521116	42078	1,662
12/2014	MI 7	MI 7	TR	125620	510005	246067	521636	22992	403
12/2014	MI 7	MI 7	TR	125620	511136	277072	505038	153808	148
12/2014	MI 7	MI 7	TR	125620	511136	277072	521030	282436	1,569
12/2014	MI 7	MI 7	TR	125620	511136	277072	521116	42078	1,480

ANR Pipeline Company Transportation Services Fuel By Route Analysis
--

VASCR351

 Reporting Year: *January - December 2014*
 Production Period: 12/2014

<u>Production Period</u>	<u>Receipt Segment</u>	<u>Delivery Segment</u>	<u>Service Class</u>	<u>Svc Req Contract</u>	<u>Receipt Location</u>	<u>Receipt Loc Prop</u>	<u>Delivery Location</u>	<u>Delivery Loc Prop</u>	<u>Fuel Quantity</u>
12/2014	MI 7	MI 7	TR	125620	511136	277072	521636	22992	135
12/2014	MI 7	MI 7	TR	125625	505038	153808	521932	138744	1
12/2014	MI 7	MI 7	TR	125625	510005	246067	521116	42078	346
12/2014	MI 7	MI 7	TR	125625	510029	2610	521116	42078	23
12/2014	MI 7	MI 7	TR	125625	511136	277072	521116	42078	468
12/2014	MI 7	MI 7	TR	125626	511136	277072	521690	40892	35
12/2014	MI 7	MI 7	TR	125627	510005	246067	505038	153808	92
12/2014	MI 7	MI 7	TR	125627	510005	246067	521116	42078	1,334
12/2014	MI 7	MI 7	TR	125627	511136	277072	521116	42078	368
12/2014	MI 7	MI 7	TR	125634	510005	246067	521690	40892	481
12/2014	MI 7	MI 7	TR	125634	511136	277072	521690	40892	4,784
12/2014	MI 7	MI 7	TR	125636	505038	153808	521985	278172	184
12/2014	MI 7	MI 7	TR	125636	510005	246067	505038	153808	92
12/2014	MI 7	MI 7	TR	125636	510029	2610	505038	153808	58
12/2014	MI 7	MI 7	TR	125637	505038	153808	521622	110850	5
12/2014	MI 7	MI 7	TR	125637	505108	243097	521622	110850	135
12/2014	MI 7	MI 7	TR	125651	510005	246067	521116	42078	441
12/2014	MI 7	MI 7	TR	125651	511136	277072	521116	42078	111
12/2014	MI 7	MI 7	TS	109171	505038	153808	505038	153808	7
12/2014	MI 7	MI 7	TS	110863	505038	153808	505038	153808	2
12/2014	MI 7	MI 7	TS	123151	505038	153808	505038	153808	1
	Segment								254,185
12/2014	MI 7	MW 6	TR	750	505038	153808	505014	139246	82
12/2014	MI 7	MW 6	TR	108985	505038	153808	505005	139233	33
12/2014	MI 7	MW 6	TR	113046	505038	153808	521470	4738	83
12/2014	MI 7	MW 6	TR	120868	505108	243097	521470	4738	22
12/2014	MI 7	MW 6	TR	123405	505038	153808	505013	139241	865
12/2014	MI 7	MW 6	TR	124215	505038	153808	521482	4741	162
12/2014	MI 7	MW 6	TR	124556	505038	153808	521420	4602	74
12/2014	MI 7	MW 6	TS	109148	505038	153808	521566	12977	20
12/2014	MI 7	MW 6	TS	109171	505038	153808	521428	40193	102
12/2014	MI 7	MW 6	TS	110863	505038	153808	521608	171759	60
12/2014	MI 7	MW 6	TS	123057	505038	153808	521502	4747	6

**ANR Pipeline Company
 Transportation Services
 Fuel By Route Analysis**

VASCR351

Reporting Year: *January - December 2014*
 Production Period: 12/2014

<u>Production Period</u>	<u>Receipt Segment</u>	<u>Delivery Segment</u>	<u>Service Class</u>	<u>Svc Req Contract</u>	<u>Receipt Location</u>	<u>Receipt Loc Prop</u>	<u>Delivery Location</u>	<u>Delivery Loc Prop</u>	<u>Fuel Quantity</u>
12/2014	MI 7	MW 6	TS	123059	505038	153808	521424	13215	29
12/2014	MI 7	MW 6	TS	123065	505038	153808	521430	40195	17
12/2014	MI 7	MW 6	TS	123147	505038	153808	505029	139367	497
12/2014	MI 7	MW 6	TS	123149	505038	153808	521422	12976	57
12/2014	MI 7	MW 6	TS	123151	505038	153808	521498	4857	17
12/2014	MI 7	MW 6	TS	123203	505038	153808	521500	4693	10
12/2014	MI 7	MW 6	TS	123214	505038	153808	521598	4564	17
12/2014	MI 7	MW 6	TS	123215	505038	153808	521494	4605	77
12/2014	MI 7	MW 6	TS	123216	505038	153808	521492	4604	25
12/2014	MI 7	MW 6	TS	123217	505038	153808	521418	12991	64
12/2014	MI 7	MW 6	TS	123221	505038	153808	521496	4689	21
12/2014	MI 7	MW 6	TS	123222	505038	153808	521526	3969	10
12/2014	MI 7	MW 6	TS	123242	505038	153808	521426	40183	46
12/2014	MI 7	MW 6	TS	123300	505038	153808	521524	3973	72
	Segment								2,468
12/2014	MI 7	WI 7	TR	850	505038	153808	505025	139257	2,473
12/2014	MI 7	WI 7	TR	1600	505038	153808	505026	139258	9,723
12/2014	MI 7	WI 7	TR	5500	511136	277072	505026	139258	637
12/2014	MI 7	WI 7	TR	12000	511136	277072	521322	28868	2,046
12/2014	MI 7	WI 7	TR	105428	511136	277072	521262	36868	196
12/2014	MI 7	WI 7	TR	106054	511136	277072	521178	28883	2,046
12/2014	MI 7	WI 7	TR	106211	505038	153808	510033	28873	783
12/2014	MI 7	WI 7	TR	106955	511136	277072	521172	28846	335
12/2014	MI 7	WI 7	TR	107306	511136	277072	521298	28736	77
12/2014	MI 7	WI 7	TR	107478	511136	277072	521324	28794	1,519
12/2014	MI 7	WI 7	TR	107784	511136	277072	505023	139255	3,999
12/2014	MI 7	WI 7	TR	107877	505038	153808	505023	139255	4,611
12/2014	MI 7	WI 7	TR	107896	510005	246067	505024	139256	3,472
12/2014	MI 7	WI 7	TR	107897	505038	153808	505024	139256	8,577
12/2014	MI 7	WI 7	TR	108014	510005	246067	505023	139255	5,270
12/2014	MI 7	WI 7	TR	108179	505038	153808	523032	384134	55
12/2014	MI 7	WI 7	TR	108179	505108	243097	523032	384134	1,848
12/2014	MI 7	WI 7	TR	108179	510005	246067	523032	384134	1,589

**ANR Pipeline Company
 Transportation Services
 Fuel By Route Analysis**

VASCR351

Reporting Year: *January - December 2014*
 Production Period: 12/2014

<u>Production Period</u>	<u>Receipt Segment</u>	<u>Delivery Segment</u>	<u>Service Class</u>	<u>Svc Req Contract</u>	<u>Receipt Location</u>	<u>Receipt Loc Prop</u>	<u>Delivery Location</u>	<u>Delivery Loc Prop</u>	<u>Fuel Quantity</u>
12/2014	MI 7	WI 7	TR	108179	511136	277072	523032	384134	1,225
12/2014	MI 7	WI 7	TR	108283	505108	243097	521310	28743	57
12/2014	MI 7	WI 7	TR	108283	510005	246067	521310	28743	31
12/2014	MI 7	WI 7	TR	108283	511136	277072	521310	28743	1,679
12/2014	MI 7	WI 7	TR	108288	505108	243097	521810	36869	12
12/2014	MI 7	WI 7	TR	108288	511136	277072	521198	28782	3
12/2014	MI 7	WI 7	TR	108288	511136	277072	521810	36869	357
12/2014	MI 7	WI 7	TR	109021	505038	153808	521034	183670	7,566
12/2014	MI 7	WI 7	TR	109022	505038	153808	521610	261574	718
12/2014	MI 7	WI 7	TR	109023	510005	246067	521034	183670	346
12/2014	MI 7	WI 7	TR	109025	510005	246067	521610	261574	4,125
12/2014	MI 7	WI 7	TR	109179	505108	243097	521248	28811	2
12/2014	MI 7	WI 7	TR	109179	511136	277072	521176	28859	9
12/2014	MI 7	WI 7	TR	109179	511136	277072	521248	28811	51
12/2014	MI 7	WI 7	TR	109182	510005	246067	521250	28841	6
12/2014	MI 7	WI 7	TR	109182	511136	277072	521250	28841	180
12/2014	MI 7	WI 7	TR	109183	505108	243097	521356	28774	18
12/2014	MI 7	WI 7	TR	109183	511136	277072	521356	28774	540
12/2014	MI 7	WI 7	TR	109218	505038	153808	505023	139255	6,666
12/2014	MI 7	WI 7	TR	109222	505038	153808	505024	139256	1,220
12/2014	MI 7	WI 7	TR	109222	505108	243097	505024	139256	55
12/2014	MI 7	WI 7	TR	109222	510005	246067	505024	139256	398
12/2014	MI 7	WI 7	TR	109222	511136	277072	505024	139256	1,347
12/2014	MI 7	WI 7	TR	109415	510005	246067	521316	28831	32
12/2014	MI 7	WI 7	TR	109415	511136	277072	521316	28831	960
12/2014	MI 7	WI 7	TR	109610	505108	243097	521392	28730	62
12/2014	MI 7	WI 7	TR	109854	505038	153808	505023	139255	2,218
12/2014	MI 7	WI 7	TR	109854	510005	246067	505023	139255	159
12/2014	MI 7	WI 7	TR	109854	511136	277072	505023	139255	472
12/2014	MI 7	WI 7	TR	109893	511136	277072	521246	28844	6
12/2014	MI 7	WI 7	TR	109893	511136	277072	521676	100052	70
12/2014	MI 7	WI 7	TR	109893	511136	277072	523034	384136	46
12/2014	MI 7	WI 7	TR	109950	511136	277072	521676	100052	155

**ANR Pipeline Company
 Transportation Services
 Fuel By Route Analysis**

VASCR351

Reporting Year: *January - December 2014*
 Production Period: 12/2014

<u>Production Period</u>	<u>Receipt Segment</u>	<u>Delivery Segment</u>	<u>Service Class</u>	<u>Svc Req Contract</u>	<u>Receipt Location</u>	<u>Receipt Loc Prop</u>	<u>Delivery Location</u>	<u>Delivery Loc Prop</u>	<u>Fuel Quantity</u>
12/2014	MI 7	WI 7	TR	109952	511136	277072	521330	28761	434
12/2014	MI 7	WI 7	TR	109956	511136	277072	521330	28761	37
12/2014	MI 7	WI 7	TR	109974	505038	153808	521164	28842	112
12/2014	MI 7	WI 7	TR	109974	505038	153808	521250	28841	40
12/2014	MI 7	WI 7	TR	109974	505038	153808	521256	174788	232
12/2014	MI 7	WI 7	TR	109974	505038	153808	521258	265372	29
12/2014	MI 7	WI 7	TR	109974	505038	153808	521784	28720	78
12/2014	MI 7	WI 7	TR	109974	505038	153808	521786	28798	217
12/2014	MI 7	WI 7	TR	109974	505038	153808	523034	384136	1,287
12/2014	MI 7	WI 7	TR	109974	505230	153728	521164	28842	201
12/2014	MI 7	WI 7	TR	109974	505230	153728	521250	28841	203
12/2014	MI 7	WI 7	TR	109974	505230	153728	521784	28720	375
12/2014	MI 7	WI 7	TR	109974	510005	246067	521164	28842	38
12/2014	MI 7	WI 7	TR	109974	510005	246067	521250	28841	13
12/2014	MI 7	WI 7	TR	109974	510005	246067	523034	384136	191
12/2014	MI 7	WI 7	TR	109974	511136	277072	523034	384136	1,364
12/2014	MI 7	WI 7	TR	109976	505038	153808	523034	384136	976
12/2014	MI 7	WI 7	TR	110407	511136	277072	521314	28661	248
12/2014	MI 7	WI 7	TR	110885	505038	153808	521172	28846	46
12/2014	MI 7	WI 7	TR	110904	505108	243097	505025	139257	1,350
12/2014	MI 7	WI 7	TR	110904	511136	277072	505025	139257	1,350
12/2014	MI 7	WI 7	TR	110905	505038	153808	505025	139257	1,076
12/2014	MI 7	WI 7	TR	111061	505108	243097	521330	28761	18
12/2014	MI 7	WI 7	TR	111061	511136	277072	521330	28761	540
12/2014	MI 7	WI 7	TR	111200	505108	243097	505025	139257	18
12/2014	MI 7	WI 7	TR	111201	511136	277072	521172	28846	21
12/2014	MI 7	WI 7	TR	111202	511136	277072	521172	28846	77
12/2014	MI 7	WI 7	TR	111203	511136	277072	521298	28736	56
12/2014	MI 7	WI 7	TR	111284	511136	277072	505024	139256	1,550
12/2014	MI 7	WI 7	TR	111296	511136	277072	505026	139258	3,596
12/2014	MI 7	WI 7	TR	111297	511136	277072	505023	139255	155
12/2014	MI 7	WI 7	TR	111316	510005	246067	521370	28788	146
12/2014	MI 7	WI 7	TR	111403	505108	243097	505025	139257	27

**ANR Pipeline Company
 Transportation Services
 Fuel By Route Analysis**
VASCR351

 Reporting Year: *January - December 2014*
 Production Period: **12/2014**

<u>Production Period</u>	<u>Receipt Segment</u>	<u>Delivery Segment</u>	<u>Service Class</u>	<u>Svc Req Contract</u>	<u>Receipt Location</u>	<u>Receipt Loc Prop</u>	<u>Delivery Location</u>	<u>Delivery Loc Prop</u>	<u>Fuel Quantity</u>
12/2014	MI 7	WI 7	TR	111730	505038	153808	521164	28842	106
12/2014	MI 7	WI 7	TR	111730	505038	153808	521784	28720	47
12/2014	MI 7	WI 7	TR	111730	505038	153808	523034	384136	91
12/2014	MI 7	WI 7	TR	111730	510005	246067	521164	28842	287
12/2014	MI 7	WI 7	TR	111730	510005	246067	523034	384136	73
12/2014	MI 7	WI 7	TR	111730	511136	277072	521164	28842	5,232
12/2014	MI 7	WI 7	TR	111730	511136	277072	521250	28841	8
12/2014	MI 7	WI 7	TR	111730	511136	277072	521784	28720	45
12/2014	MI 7	WI 7	TR	111730	511136	277072	521786	28798	26
12/2014	MI 7	WI 7	TR	111730	511136	277072	523034	384136	329
12/2014	MI 7	WI 7	TR	111864	505108	243097	505026	139258	1,984
12/2014	MI 7	WI 7	TR	111910	505038	153808	521172	28846	14
12/2014	MI 7	WI 7	TR	111928	505108	243097	521172	28846	5
12/2014	MI 7	WI 7	TR	111928	505108	243097	521246	28844	10
12/2014	MI 7	WI 7	TR	111928	505108	243097	521262	36868	19
12/2014	MI 7	WI 7	TR	111928	505108	243097	521314	28661	9
12/2014	MI 7	WI 7	TR	111928	505108	243097	521676	100052	5
12/2014	MI 7	WI 7	TR	111928	505108	243097	521784	28720	16
12/2014	MI 7	WI 7	TR	111928	510005	246067	521012	40226	8
12/2014	MI 7	WI 7	TR	111928	510005	246067	521172	28846	101
12/2014	MI 7	WI 7	TR	111928	510005	246067	521246	28844	81
12/2014	MI 7	WI 7	TR	111928	510005	246067	521262	36868	128
12/2014	MI 7	WI 7	TR	111928	510005	246067	521266	28702	9
12/2014	MI 7	WI 7	TR	111928	510005	246067	521314	28661	62
12/2014	MI 7	WI 7	TR	111928	510005	246067	521344	28734	7
12/2014	MI 7	WI 7	TR	111928	510005	246067	521676	100052	34
12/2014	MI 7	WI 7	TR	111928	510005	246067	521784	28720	39
12/2014	MI 7	WI 7	TR	111928	510005	246067	523034	384136	6
12/2014	MI 7	WI 7	TR	111928	511136	277072	521172	28846	14
12/2014	MI 7	WI 7	TR	111928	511158	48644	521172	28846	34
12/2014	MI 7	WI 7	TR	111928	511158	48644	521262	36868	51
12/2014	MI 7	WI 7	TR	112059	505038	153808	521288	28670	12
12/2014	MI 7	WI 7	TR	112565	505038	153808	521650	269472	603

**ANR Pipeline Company
 Transportation Services
 Fuel By Route Analysis**

VASCR351

Reporting Year: *January - December 2014*
 Production Period: 12/2014

<u>Production Period</u>	<u>Receipt Segment</u>	<u>Delivery Segment</u>	<u>Service Class</u>	<u>Svc Req Contract</u>	<u>Receipt Location</u>	<u>Receipt Loc Prop</u>	<u>Delivery Location</u>	<u>Delivery Loc Prop</u>	<u>Fuel Quantity</u>
12/2014	MI 7	WI 7	TR	112565	505038	153808	523032	384134	2,269
12/2014	MI 7	WI 7	TR	112565	505108	243097	523032	384134	632
12/2014	MI 7	WI 7	TR	112565	511136	277072	523032	384134	91
12/2014	MI 7	WI 7	TR	112612	505108	243097	505025	139257	182
12/2014	MI 7	WI 7	TR	112901	511136	277072	521292	28806	62
12/2014	MI 7	WI 7	TR	112906	511136	277072	521204	28672	13
12/2014	MI 7	WI 7	TR	112906	511136	277072	521676	100052	27
12/2014	MI 7	WI 7	TR	112906	511136	277072	521810	36869	2
12/2014	MI 7	WI 7	TR	112958	511136	277072	523047	444972	310
12/2014	MI 7	WI 7	TR	113181	505038	153808	523034	384136	174
12/2014	MI 7	WI 7	TR	113181	510005	246067	510033	28873	79
12/2014	MI 7	WI 7	TR	113181	510005	246067	521250	28841	5
12/2014	MI 7	WI 7	TR	113181	510005	246067	523034	384136	27
12/2014	MI 7	WI 7	TR	113239	511136	277072	521814	36934	269
12/2014	MI 7	WI 7	TR	113240	505038	153808	521814	36934	321
12/2014	MI 7	WI 7	TR	113479	505038	153808	523034	384136	94
12/2014	MI 7	WI 7	TR	113537	505038	153808	521250	28841	138
12/2014	MI 7	WI 7	TR	113537	505038	153808	523032	384134	4
12/2014	MI 7	WI 7	TR	113537	505038	153808	523034	384136	46
12/2014	MI 7	WI 7	TR	113544	505038	153808	523034	384136	46
12/2014	MI 7	WI 7	TR	113544	511136	277072	523034	384136	138
12/2014	MI 7	WI 7	TR	113710	505038	153808	505023	139255	1,549
12/2014	MI 7	WI 7	TR	113877	511136	277072	521218	28865	62
12/2014	MI 7	WI 7	TR	113877	511136	277072	521268	40497	93
12/2014	MI 7	WI 7	TR	113877	511136	277072	521276	28701	31
12/2014	MI 7	WI 7	TR	113877	511136	277072	521288	28670	31
12/2014	MI 7	WI 7	TR	113877	511136	277072	521392	28730	31
12/2014	MI 7	WI 7	TR	113878	511136	277072	521784	28720	124
12/2014	MI 7	WI 7	TR	113879	511136	277072	521350	28660	93
12/2014	MI 7	WI 7	TR	113880	511136	277072	521786	28798	217
12/2014	MI 7	WI 7	TR	113881	511136	277072	521198	28782	31
12/2014	MI 7	WI 7	TR	113882	511136	277072	521374	28662	31
12/2014	MI 7	WI 7	TR	113883	511136	277072	521382	174790	31

**ANR Pipeline Company
 Transportation Services
 Fuel By Route Analysis**

VASCR351

Reporting Year: *January - December 2014*
 Production Period: 12/2014

<u>Production Period</u>	<u>Receipt Segment</u>	<u>Delivery Segment</u>	<u>Service Class</u>	<u>Svc Req Contract</u>	<u>Receipt Location</u>	<u>Receipt Loc Prop</u>	<u>Delivery Location</u>	<u>Delivery Loc Prop</u>	<u>Fuel Quantity</u>
12/2014	MI 7	WI 7	TR	113884	511136	277072	521246	28844	279
12/2014	MI 7	WI 7	TR	113886	511136	277072	521166	40496	124
12/2014	MI 7	WI 7	TR	113887	511136	277072	521186	42139	31
12/2014	MI 7	WI 7	TR	113889	511136	277072	521178	28883	124
12/2014	MI 7	WI 7	TR	113890	511136	277072	521214	40197	93
12/2014	MI 7	WI 7	TR	113895	511136	277072	521320	28740	31
12/2014	MI 7	WI 7	TR	113901	511136	277072	521378	28704	31
12/2014	MI 7	WI 7	TR	113904	511136	277072	521210	28828	124
12/2014	MI 7	WI 7	TR	113906	511136	277072	521344	28734	62
12/2014	MI 7	WI 7	TR	113910	511136	277072	521310	28743	31
12/2014	MI 7	WI 7	TR	113914	511136	277072	521180	28875	31
12/2014	MI 7	WI 7	TR	113915	511136	277072	521246	28844	248
12/2014	MI 7	WI 7	TR	113916	511136	277072	521316	28831	31
12/2014	MI 7	WI 7	TR	113917	511136	277072	521194	40223	31
12/2014	MI 7	WI 7	TR	113919	511136	277072	521168	28834	217
12/2014	MI 7	WI 7	TR	113921	511136	277072	521260	36867	62
12/2014	MI 7	WI 7	TR	113922	511136	277072	521784	28720	341
12/2014	MI 7	WI 7	TR	113924	511136	277072	521814	36934	62
12/2014	MI 7	WI 7	TR	113925	511136	277072	521248	28811	31
12/2014	MI 7	WI 7	TR	113928	511136	277072	521240	28759	62
12/2014	MI 7	WI 7	TR	113930	511136	277072	521246	28844	202
12/2014	MI 7	WI 7	TR	113930	511136	277072	521374	28662	46
12/2014	MI 7	WI 7	TR	113933	511136	277072	521204	28672	124
12/2014	MI 7	WI 7	TR	113936	511136	277072	521248	28811	124
12/2014	MI 7	WI 7	TR	113937	511136	277072	523034	384136	248
12/2014	MI 7	WI 7	TR	113938	511136	277072	521184	40224	31
12/2014	MI 7	WI 7	TR	113941	511136	277072	521270	28676	31
12/2014	MI 7	WI 7	TR	113944	511136	277072	521784	28720	186
12/2014	MI 7	WI 7	TR	113945	511136	277072	521814	36934	248
12/2014	MI 7	WI 7	TR	113950	511136	277072	521260	36867	31
12/2014	MI 7	WI 7	TR	113953	511136	277072	521202	28682	31
12/2014	MI 7	WI 7	TR	113956	511136	277072	521324	28794	93
12/2014	MI 7	WI 7	TR	113960	511136	277072	521370	28788	62

**ANR Pipeline Company
Transportation Services
Fuel By Route Analysis**

VASCR351

Reporting Year: *January - December 2014*
 Production Period: 12/2014

<u>Production Period</u>	<u>Receipt Segment</u>	<u>Delivery Segment</u>	<u>Service Class</u>	<u>Svc Req Contract</u>	<u>Receipt Location</u>	<u>Receipt Loc Prop</u>	<u>Delivery Location</u>	<u>Delivery Loc Prop</u>	<u>Fuel Quantity</u>
12/2014	MI 7	WI 7	TR	113961	511136	277072	521286	28853	31
12/2014	MI 7	WI 7	TR	113966	511136	277072	521812	40304	31
12/2014	MI 7	WI 7	TR	113976	511136	277072	521012	40226	217
12/2014	MI 7	WI 7	TR	113976	511136	277072	521196	28771	31
12/2014	MI 7	WI 7	TR	113981	511136	277072	521374	28662	62
12/2014	MI 7	WI 7	TR	113987	511136	277072	521172	28846	48
12/2014	MI 7	WI 7	TR	113987	511136	277072	521218	28865	77
12/2014	MI 7	WI 7	TR	113987	511136	277072	521222	28765	18
12/2014	MI 7	WI 7	TR	113987	511136	277072	521226	28881	74
12/2014	MI 7	WI 7	TR	113987	511136	277072	521262	36868	155
12/2014	MI 7	WI 7	TR	113987	511136	277072	521784	28720	465
12/2014	MI 7	WI 7	TR	114015	511136	277072	521172	28846	279
12/2014	MI 7	WI 7	TR	114490	510005	246067	523032	384134	138
12/2014	MI 7	WI 7	TR	114490	511136	277072	523032	384134	177
12/2014	MI 7	WI 7	TR	114492	505108	243097	510033	28873	3,552
12/2014	MI 7	WI 7	TR	114492	511136	277072	510033	28873	5,721
12/2014	MI 7	WI 7	TR	114497	510005	246067	521204	28672	1
12/2014	MI 7	WI 7	TR	114497	510005	246067	521262	36868	2
12/2014	MI 7	WI 7	TR	114497	510005	246067	521814	36934	2
12/2014	MI 7	WI 7	TR	114497	511136	277072	521314	28661	1
12/2014	MI 7	WI 7	TR	114505	505108	243097	505026	139258	868
12/2014	MI 7	WI 7	TR	114525	511136	277072	521200	28679	31
12/2014	MI 7	WI 7	TR	114667	505108	243097	510033	28873	774
12/2014	MI 7	WI 7	TR	114667	511136	277072	510033	28873	839
12/2014	MI 7	WI 7	TR	114668	505038	153808	521256	174788	20
12/2014	MI 7	WI 7	TR	114668	505038	153808	521258	265372	2
12/2014	MI 7	WI 7	TR	114668	505038	153808	521786	28798	16
12/2014	MI 7	WI 7	TR	114668	505230	153728	521258	265372	5
12/2014	MI 7	WI 7	TR	114677	505108	243097	521288	28670	78
12/2014	MI 7	WI 7	TR	114677	511136	277072	521288	28670	1,099
12/2014	MI 7	WI 7	TR	114823	511136	277072	521266	28702	341
12/2014	MI 7	WI 7	TR	115067	505038	153808	505024	139256	117
12/2014	MI 7	WI 7	TR	115224	511136	277072	521012	40226	31

**ANR Pipeline Company
 Transportation Services
 Fuel By Route Analysis**
VASCR351

 Reporting Year: *January - December 2014*
 Production Period: 12/2014

<u>Production Period</u>	<u>Receipt Segment</u>	<u>Delivery Segment</u>	<u>Service Class</u>	<u>Svc Req Contract</u>	<u>Receipt Location</u>	<u>Receipt Loc Prop</u>	<u>Delivery Location</u>	<u>Delivery Loc Prop</u>	<u>Fuel Quantity</u>
12/2014	MI 7	WI 7	TR	115823	505038	153808	521172	28846	1
12/2014	MI 7	WI 7	TR	115823	505038	153808	521288	28670	15
12/2014	MI 7	WI 7	TR	115823	505108	243097	521172	28846	106
12/2014	MI 7	WI 7	TR	115823	505108	243097	521196	28771	54
12/2014	MI 7	WI 7	TR	115823	505108	243097	521262	36868	209
12/2014	MI 7	WI 7	TR	115823	505108	243097	521266	28702	84
12/2014	MI 7	WI 7	TR	115823	511136	277072	521012	40226	9
12/2014	MI 7	WI 7	TR	115823	511136	277072	521168	28834	29
12/2014	MI 7	WI 7	TR	115823	511136	277072	521172	28846	194
12/2014	MI 7	WI 7	TR	115823	511136	277072	521176	28859	10
12/2014	MI 7	WI 7	TR	115823	511136	277072	521186	42139	28
12/2014	MI 7	WI 7	TR	115823	511136	277072	521196	28771	6
12/2014	MI 7	WI 7	TR	115823	511136	277072	521204	28672	10
12/2014	MI 7	WI 7	TR	115823	511136	277072	521262	36868	81
12/2014	MI 7	WI 7	TR	115823	511136	277072	521266	28702	13
12/2014	MI 7	WI 7	TR	115823	511136	277072	521288	28670	154
12/2014	MI 7	WI 7	TR	115823	511136	277072	521314	28661	4
12/2014	MI 7	WI 7	TR	115823	511136	277072	521318	28829	4
12/2014	MI 7	WI 7	TR	115823	511136	277072	521322	28868	16
12/2014	MI 7	WI 7	TR	115823	511136	277072	521324	28794	24
12/2014	MI 7	WI 7	TR	115823	511136	277072	521350	28660	13
12/2014	MI 7	WI 7	TR	115823	511136	277072	521814	36934	3
12/2014	MI 7	WI 7	TR	115931	511136	277072	521298	28736	62
12/2014	MI 7	WI 7	TR	115957	505038	153808	505504	854822	604
12/2014	MI 7	WI 7	TR	116064	505038	153808	505025	139257	736
12/2014	MI 7	WI 7	TR	116064	505108	243097	505025	139257	601
12/2014	MI 7	WI 7	TR	116064	510005	246067	505025	139257	91
12/2014	MI 7	WI 7	TR	117335	505038	153808	505021	139253	5,797
12/2014	MI 7	WI 7	TR	117335	511136	277072	505021	139253	164
12/2014	MI 7	WI 7	TR	117336	511136	277072	521810	36869	1,094
12/2014	MI 7	WI 7	TR	117349	505038	153808	521262	36868	920
12/2014	MI 7	WI 7	TR	117354	510005	246067	521262	36868	9
12/2014	MI 7	WI 7	TR	117358	505108	243097	505021	139253	1,486

**ANR Pipeline Company
 Transportation Services
 Fuel By Route Analysis**
VASCR351

 Reporting Year: *January - December 2014*
 Production Period: 12/2014

<u>Production Period</u>	<u>Receipt Segment</u>	<u>Delivery Segment</u>	<u>Service Class</u>	<u>Svc Req Contract</u>	<u>Receipt Location</u>	<u>Receipt Loc Prop</u>	<u>Delivery Location</u>	<u>Delivery Loc Prop</u>	<u>Fuel Quantity</u>
12/2014	MI 7	WI 7	TR	117358	510005	246067	505021	139253	82
12/2014	MI 7	WI 7	TR	118149	511136	277072	521172	28846	27
12/2014	MI 7	WI 7	TR	118149	511136	277072	521676	100052	1,399
12/2014	MI 7	WI 7	TR	118787	505038	153808	505024	139256	177
12/2014	MI 7	WI 7	TR	118787	510005	246067	505024	139256	91
12/2014	MI 7	WI 7	TR	118793	505038	153808	505023	139255	661
12/2014	MI 7	WI 7	TR	118840	505038	153808	505023	139255	460
12/2014	MI 7	WI 7	TR	120144	505038	153808	521172	28846	39
12/2014	MI 7	WI 7	TR	120144	505038	153808	521262	36868	75
12/2014	MI 7	WI 7	TR	120144	505108	243097	521012	40226	14
12/2014	MI 7	WI 7	TR	120144	505108	243097	521168	28834	6
12/2014	MI 7	WI 7	TR	120144	505108	243097	521172	28846	532
12/2014	MI 7	WI 7	TR	120144	505108	243097	521176	28859	9
12/2014	MI 7	WI 7	TR	120144	505108	243097	521178	28883	28
12/2014	MI 7	WI 7	TR	120144	505108	243097	521186	42139	21
12/2014	MI 7	WI 7	TR	120144	505108	243097	521196	28771	18
12/2014	MI 7	WI 7	TR	120144	505108	243097	521246	28844	60
12/2014	MI 7	WI 7	TR	120144	505108	243097	521262	36868	388
12/2014	MI 7	WI 7	TR	120144	505108	243097	521266	28702	44
12/2014	MI 7	WI 7	TR	120144	505108	243097	521314	28661	46
12/2014	MI 7	WI 7	TR	120144	505108	243097	521322	28868	6
12/2014	MI 7	WI 7	TR	120144	505108	243097	521324	28794	18
12/2014	MI 7	WI 7	TR	120144	505108	243097	521350	28660	54
12/2014	MI 7	WI 7	TR	120144	505108	243097	521676	100052	63
12/2014	MI 7	WI 7	TR	120144	511136	277072	521012	40226	6
12/2014	MI 7	WI 7	TR	120144	511136	277072	521172	28846	349
12/2014	MI 7	WI 7	TR	120144	511136	277072	521176	28859	6
12/2014	MI 7	WI 7	TR	120144	511136	277072	521178	28883	42
12/2014	MI 7	WI 7	TR	120144	511136	277072	521186	42139	21
12/2014	MI 7	WI 7	TR	120144	511136	277072	521196	28771	44
12/2014	MI 7	WI 7	TR	120144	511136	277072	521204	28672	5
12/2014	MI 7	WI 7	TR	120144	511136	277072	521262	36868	145
12/2014	MI 7	WI 7	TR	120144	511136	277072	521266	28702	131

**ANR Pipeline Company
 Transportation Services
 Fuel By Route Analysis**

VASCR351

Reporting Year: *January - December 2014*
 Production Period: 12/2014

<u>Production Period</u>	<u>Receipt Segment</u>	<u>Delivery Segment</u>	<u>Service Class</u>	<u>Svc Req Contract</u>	<u>Receipt Location</u>	<u>Receipt Loc Prop</u>	<u>Delivery Location</u>	<u>Delivery Loc Prop</u>	<u>Fuel Quantity</u>
12/2014	MI 7	WI 7	TR	120144	511136	277072	521314	28661	50
12/2014	MI 7	WI 7	TR	120144	511136	277072	521318	28829	8
12/2014	MI 7	WI 7	TR	120144	511136	277072	521322	28868	42
12/2014	MI 7	WI 7	TR	120144	511136	277072	521324	28794	21
12/2014	MI 7	WI 7	TR	120144	511136	277072	521350	28660	76
12/2014	MI 7	WI 7	TR	120144	511136	277072	521676	100052	26
12/2014	MI 7	WI 7	TR	120144	511136	277072	521814	36934	21
12/2014	MI 7	WI 7	TR	120144	511136	277072	523034	384136	41
12/2014	MI 7	WI 7	TR	120880	505108	243097	521396	150407	31
12/2014	MI 7	WI 7	TR	121282	511136	277072	521204	28672	60
12/2014	MI 7	WI 7	TR	121282	511136	277072	521266	28702	2
12/2014	MI 7	WI 7	TR	121284	511136	277072	521202	28682	28
12/2014	MI 7	WI 7	TR	121284	511136	277072	521314	28661	77
12/2014	MI 7	WI 7	TR	121481	511136	277072	521180	28875	31
12/2014	MI 7	WI 7	TR	121932	505108	243097	521266	28702	12
12/2014	MI 7	WI 7	TR	121932	511136	277072	521266	28702	209
12/2014	MI 7	WI 7	TR	122014	511136	277072	521314	28661	558
12/2014	MI 7	WI 7	TR	122177	511136	277072	523034	384136	6
12/2014	MI 7	WI 7	TR	123289	505038	153808	510033	28873	184
12/2014	MI 7	WI 7	TR	123289	505038	153808	523032	384134	93
12/2014	MI 7	WI 7	TR	123289	505038	153808	523034	384136	184
12/2014	MI 7	WI 7	TR	123289	510005	246067	523035	387791	64
12/2014	MI 7	WI 7	TR	123289	510029	2610	523035	387791	276
12/2014	MI 7	WI 7	TR	123289	511136	277072	523032	384134	91
12/2014	MI 7	WI 7	TR	123289	511136	277072	523035	387791	599
12/2014	MI 7	WI 7	TR	123292	505038	153808	523032	384134	23
12/2014	MI 7	WI 7	TR	123292	505038	153808	523035	387791	300
12/2014	MI 7	WI 7	TR	123292	510029	2610	523035	387791	114
12/2014	MI 7	WI 7	TR	123292	511136	277072	523035	387791	228
12/2014	MI 7	WI 7	TR	123295	505038	153808	523032	384134	47
12/2014	MI 7	WI 7	TR	123295	505038	153808	523035	387791	52
12/2014	MI 7	WI 7	TR	123295	510029	2610	523035	387791	47
12/2014	MI 7	WI 7	TR	123295	511136	277072	523035	387791	188

**ANR Pipeline Company
 Transportation Services
 Fuel By Route Analysis**
VASCR351

 Reporting Year: *January - December 2014*
 Production Period: 12/2014

<u>Production Period</u>	<u>Receipt Segment</u>	<u>Delivery Segment</u>	<u>Service Class</u>	<u>Svc Req Contract</u>	<u>Receipt Location</u>	<u>Receipt Loc Prop</u>	<u>Delivery Location</u>	<u>Delivery Loc Prop</u>	<u>Fuel Quantity</u>
12/2014	MI 7	WI 7	TR	123389	505108	243097	521392	28730	31
12/2014	MI 7	WI 7	TR	123397	505108	243097	521266	28702	124
12/2014	MI 7	WI 7	TR	123397	510005	246067	521266	28702	93
12/2014	MI 7	WI 7	TR	123398	505108	243097	521392	28730	124
12/2014	MI 7	WI 7	TR	123399	505108	243097	521392	28730	124
12/2014	MI 7	WI 7	TR	123631	505038	153808	523034	384136	506
12/2014	MI 7	WI 7	TR	123631	505038	153808	523035	387791	124
12/2014	MI 7	WI 7	TR	123631	505230	153728	523035	387791	144
12/2014	MI 7	WI 7	TR	123631	510005	246067	523035	387791	197
12/2014	MI 7	WI 7	TR	123631	510029	2610	523035	387791	301
12/2014	MI 7	WI 7	TR	123631	511136	277072	523035	387791	449
12/2014	MI 7	WI 7	TR	123643	505038	153808	521164	28842	10
12/2014	MI 7	WI 7	TR	123643	511136	277072	521012	40226	96
12/2014	MI 7	WI 7	TR	123643	511136	277072	521164	28842	121
12/2014	MI 7	WI 7	TR	123643	511136	277072	521250	28841	107
12/2014	MI 7	WI 7	TR	123643	511136	277072	521676	100052	240
12/2014	MI 7	WI 7	TR	123648	511136	277072	521210	28828	33
12/2014	MI 7	WI 7	TR	123648	511136	277072	521238	28836	174
12/2014	MI 7	WI 7	TR	123648	511136	277072	521316	28831	37
12/2014	MI 7	WI 7	TR	123648	511136	277072	523034	384136	120
12/2014	MI 7	WI 7	TR	124050	505038	153808	523034	384136	312
12/2014	MI 7	WI 7	TR	124050	505108	243097	521250	28841	90
12/2014	MI 7	WI 7	TR	124050	511136	277072	521164	28842	165
12/2014	MI 7	WI 7	TR	124050	511136	277072	521250	28841	277
12/2014	MI 7	WI 7	TR	124050	511136	277072	521650	269472	47
12/2014	MI 7	WI 7	TR	124050	511136	277072	523032	384134	233
12/2014	MI 7	WI 7	TR	124050	511136	277072	523034	384136	434
12/2014	MI 7	WI 7	TR	124054	505038	153808	523034	384136	69
12/2014	MI 7	WI 7	TR	124054	510029	2610	523034	384136	168
12/2014	MI 7	WI 7	TR	124054	511136	277072	521172	28846	2
12/2014	MI 7	WI 7	TR	124054	511136	277072	523034	384136	1,014
12/2014	MI 7	WI 7	TR	124174	511136	277072	521266	28702	527
12/2014	MI 7	WI 7	TR	124175	511136	277072	521314	28661	186

**ANR Pipeline Company
 Transportation Services
 Fuel By Route Analysis**
VASCR351

 Reporting Year: *January - December 2014*
 Production Period: 12/2014

<u>Production Period</u>	<u>Receipt Segment</u>	<u>Delivery Segment</u>	<u>Service Class</u>	<u>Svc Req Contract</u>	<u>Receipt Location</u>	<u>Receipt Loc Prop</u>	<u>Delivery Location</u>	<u>Delivery Loc Prop</u>	<u>Fuel Quantity</u>
12/2014	MI 7	WI 7	TR	124176	511136	277072	521298	28736	124
12/2014	MI 7	WI 7	TR	124177	511136	277072	521188	28862	31
12/2014	MI 7	WI 7	TR	124178	511136	277072	521322	28868	62
12/2014	MI 7	WI 7	TR	124556	505108	243097	521314	28661	35
12/2014	MI 7	WI 7	TR	124556	510005	246067	521314	28661	35
12/2014	MI 7	WI 7	TR	124556	511136	277072	521314	28661	224
12/2014	MI 7	WI 7	TR	124556	511136	277072	521676	100052	15
12/2014	MI 7	WI 7	TR	124627	505038	153808	505024	139256	322
12/2014	MI 7	WI 7	TR	124705	511136	277072	521262	36868	1,395
12/2014	MI 7	WI 7	TR	124706	511136	277072	521266	28702	107
12/2014	MI 7	WI 7	TR	124938	505038	153808	521172	28846	27
12/2014	MI 7	WI 7	TR	124938	505038	153808	521246	28844	15
12/2014	MI 7	WI 7	TR	124938	505038	153808	521262	36868	18
12/2014	MI 7	WI 7	TR	124938	505038	153808	521266	28702	9
12/2014	MI 7	WI 7	TR	124938	505038	153808	521314	28661	17
12/2014	MI 7	WI 7	TR	124938	505038	153808	523034	384136	32
12/2014	MI 7	WI 7	TR	124938	510005	246067	521204	28672	4
12/2014	MI 7	WI 7	TR	124938	510005	246067	521262	36868	7
12/2014	MI 7	WI 7	TR	124938	510005	246067	521814	36934	2
12/2014	MI 7	WI 7	TR	124938	510005	246067	523034	384136	4
12/2014	MI 7	WI 7	TR	124938	511136	277072	521814	36934	3
12/2014	MI 7	WI 7	TR	124938	511136	277072	523032	384134	138
12/2014	MI 7	WI 7	TR	124939	505038	153808	523032	384134	9
12/2014	MI 7	WI 7	TR	124939	505038	153808	523034	384136	111
12/2014	MI 7	WI 7	TR	124940	505038	153808	523034	384136	79
12/2014	MI 7	WI 7	TR	124940	505108	243097	523032	384134	79
12/2014	MI 7	WI 7	TR	124940	510005	246067	523034	384136	53
12/2014	MI 7	WI 7	TR	124960	510005	246067	505023	139255	5,425
12/2014	MI 7	WI 7	TR	124961	511136	277072	505024	139256	1,271
12/2014	MI 7	WI 7	TR	124994	511136	277072	523035	387791	684
12/2014	MI 7	WI 7	TR	124995	510005	246067	523035	387791	294
12/2014	MI 7	WI 7	TR	124995	511136	277072	523035	387791	147
12/2014	MI 7	WI 7	TR	125002	505038	153808	521172	28846	9

ANR Pipeline Company Transportation Services Fuel By Route Analysis

VASCR351

Reporting Year: *January - December 2014*
 Production Period: 12/2014

<u>Production Period</u>	<u>Receipt Segment</u>	<u>Delivery Segment</u>	<u>Service Class</u>	<u>Svc Req Contract</u>	<u>Receipt Location</u>	<u>Receipt Loc Prop</u>	<u>Delivery Location</u>	<u>Delivery Loc Prop</u>	<u>Fuel Quantity</u>
12/2014	MI 7	WI 7	TR	125002	505038	153808	521314	28661	6
12/2014	MI 7	WI 7	TR	125002	505038	153808	521784	28720	6
12/2014	MI 7	WI 7	TR	125002	505038	153808	523035	387791	1,438
12/2014	MI 7	WI 7	TR	125002	505108	243097	523035	387791	182
12/2014	MI 7	WI 7	TR	125002	510005	246067	523032	384134	92
12/2014	MI 7	WI 7	TR	125002	510005	246067	523034	384136	184
12/2014	MI 7	WI 7	TR	125002	510005	246067	523035	387791	861
12/2014	MI 7	WI 7	TR	125002	510029	2610	523035	387791	452
12/2014	MI 7	WI 7	TR	125002	511136	277072	523034	384136	76
12/2014	MI 7	WI 7	TR	125002	511136	277072	523035	387791	187
12/2014	MI 7	WI 7	TR	125014	511136	277072	521262	36868	93
12/2014	MI 7	WI 7	TR	125014	511136	277072	521812	40304	31
12/2014	MI 7	WI 7	TR	125054	505038	153808	521164	28842	30
12/2014	MI 7	WI 7	TR	125118	505038	153808	521370	28788	4
12/2014	MI 7	WI 7	TR	125118	510005	246067	521172	28846	9
12/2014	MI 7	WI 7	TR	125118	511136	277072	521012	40226	24
12/2014	MI 7	WI 7	TR	125118	511136	277072	521172	28846	19
12/2014	MI 7	WI 7	TR	125118	511136	277072	521180	28875	11
12/2014	MI 7	WI 7	TR	125118	511136	277072	521182	28854	16
12/2014	MI 7	WI 7	TR	125118	511136	277072	521246	28844	144
12/2014	MI 7	WI 7	TR	125118	511136	277072	521250	28841	164
12/2014	MI 7	WI 7	TR	125118	511136	277072	521298	28736	6
12/2014	MI 7	WI 7	TR	125118	511136	277072	521322	28868	98
12/2014	MI 7	WI 7	TR	125118	511136	277072	521330	28761	12
12/2014	MI 7	WI 7	TR	125118	511136	277072	521370	28788	90
12/2014	MI 7	WI 7	TR	125118	511136	277072	521676	100052	77
12/2014	MI 7	WI 7	TR	125129	511136	277072	521204	28672	71
12/2014	MI 7	WI 7	TR	125129	511136	277072	521280	28684	67
12/2014	MI 7	WI 7	TR	125130	511136	277072	521164	28842	59
12/2014	MI 7	WI 7	TR	125130	511136	277072	521210	28828	1
12/2014	MI 7	WI 7	TR	125130	511136	277072	521246	28844	4
12/2014	MI 7	WI 7	TR	125130	511136	277072	521336	28738	652
12/2014	MI 7	WI 7	TR	125130	511136	277072	523034	384136	36

**ANR Pipeline Company
 Transportation Services
 Fuel By Route Analysis**

VASCR351

Reporting Year: *January - December 2014*
 Production Period: 12/2014

<u>Production Period</u>	<u>Receipt Segment</u>	<u>Delivery Segment</u>	<u>Service Class</u>	<u>Svc Req Contract</u>	<u>Receipt Location</u>	<u>Receipt Loc Prop</u>	<u>Delivery Location</u>	<u>Delivery Loc Prop</u>	<u>Fuel Quantity</u>
12/2014	MI 7	WI 7	TR	125131	511136	277072	521176	28859	21
12/2014	MI 7	WI 7	TR	125131	511136	277072	521188	28862	12
12/2014	MI 7	WI 7	TR	125131	511136	277072	521340	28732	215
12/2014	MI 7	WI 7	TR	125131	511136	277072	521392	28730	155
12/2014	MI 7	WI 7	TR	125132	511136	277072	521192	28823	2
12/2014	MI 7	WI 7	TR	125132	511136	277072	521196	28771	19
12/2014	MI 7	WI 7	TR	125132	511136	277072	521230	28819	48
12/2014	MI 7	WI 7	TR	125132	511136	277072	521266	28702	91
12/2014	MI 7	WI 7	TR	125132	511136	277072	521330	28761	117
12/2014	MI 7	WI 7	TR	125132	511136	277072	521372	11703	115
12/2014	MI 7	WI 7	TR	125133	511136	277072	521168	28834	23
12/2014	MI 7	WI 7	TR	125133	511136	277072	521176	28859	3
12/2014	MI 7	WI 7	TR	125133	511136	277072	521250	28841	7
12/2014	MI 7	WI 7	TR	125133	511136	277072	521344	28734	93
12/2014	MI 7	WI 7	TR	125134	511136	277072	523034	384136	155
12/2014	MI 7	WI 7	TR	125135	510005	246067	521318	28829	279
12/2014	MI 7	WI 7	TR	125136	510005	246067	521012	40226	112
12/2014	MI 7	WI 7	TR	125136	510005	246067	521164	28842	21
12/2014	MI 7	WI 7	TR	125136	510005	246067	521210	28828	6
12/2014	MI 7	WI 7	TR	125136	510005	246067	521238	28836	6
12/2014	MI 7	WI 7	TR	125136	510005	246067	521246	28844	58
12/2014	MI 7	WI 7	TR	125136	510005	246067	521250	28841	34
12/2014	MI 7	WI 7	TR	125136	510005	246067	521298	28736	112
12/2014	MI 7	WI 7	TR	125136	510005	246067	521786	28798	124
12/2014	MI 7	WI 7	TR	125136	510005	246067	523034	384136	239
12/2014	MI 7	WI 7	TR	125137	505038	153808	521178	28883	18
12/2014	MI 7	WI 7	TR	125137	510005	246067	521164	28842	27
12/2014	MI 7	WI 7	TR	125137	510005	246067	521322	28868	10
12/2014	MI 7	WI 7	TR	125137	511136	277072	521164	28842	210
12/2014	MI 7	WI 7	TR	125137	511136	277072	521174	28778	12
12/2014	MI 7	WI 7	TR	125137	511136	277072	521178	28883	23
12/2014	MI 7	WI 7	TR	125137	511136	277072	521250	28841	9
12/2014	MI 7	WI 7	TR	125138	510005	246067	521164	28842	558

**ANR Pipeline Company
 Transportation Services
 Fuel By Route Analysis**
VASCR351

 Reporting Year: *January - December 2014*
 Production Period: 12/2014

<u>Production Period</u>	<u>Receipt Segment</u>	<u>Delivery Segment</u>	<u>Service Class</u>	<u>Svc Req Contract</u>	<u>Receipt Location</u>	<u>Receipt Loc Prop</u>	<u>Delivery Location</u>	<u>Delivery Loc Prop</u>	<u>Fuel Quantity</u>
12/2014	MI 7	WI 7	TR	125138	510005	246067	521178	28883	20
12/2014	MI 7	WI 7	TR	125138	510005	246067	521246	28844	6
12/2014	MI 7	WI 7	TR	125138	510005	246067	521266	28702	131
12/2014	MI 7	WI 7	TR	125138	510005	246067	521322	28868	416
12/2014	MI 7	WI 7	TR	125139	510005	246067	521330	28761	279
12/2014	MI 7	WI 7	TR	125145	505038	153808	521784	28720	24
12/2014	MI 7	WI 7	TR	125145	510005	246067	521784	28720	240
12/2014	MI 7	WI 7	TR	125145	511136	277072	521784	28720	120
12/2014	MI 7	WI 7	TR	125150	511136	277072	521280	28684	155
12/2014	MI 7	WI 7	TR	125175	510005	246067	521190	28825	4
12/2014	MI 7	WI 7	TR	125175	510005	246067	521240	28759	4
12/2014	MI 7	WI 7	TR	125175	510005	246067	521310	28743	551
12/2014	MI 7	WI 7	TR	125176	510005	246067	521306	28741	124
12/2014	MI 7	WI 7	TR	125177	511136	277072	521164	28842	284
12/2014	MI 7	WI 7	TR	125177	511136	277072	521174	28778	1,010
12/2014	MI 7	WI 7	TR	125177	511136	277072	521178	28883	57
12/2014	MI 7	WI 7	TR	125177	511136	277072	521180	28875	17
12/2014	MI 7	WI 7	TR	125177	511136	277072	521190	28825	507
12/2014	MI 7	WI 7	TR	125177	511136	277072	521196	28771	11
12/2014	MI 7	WI 7	TR	125177	511136	277072	521198	28782	17
12/2014	MI 7	WI 7	TR	125177	511136	277072	521204	28672	2
12/2014	MI 7	WI 7	TR	125177	511136	277072	521218	28865	110
12/2014	MI 7	WI 7	TR	125177	511136	277072	521230	28819	26
12/2014	MI 7	WI 7	TR	125177	511136	277072	521240	28759	11
12/2014	MI 7	WI 7	TR	125177	511136	277072	521266	28702	4
12/2014	MI 7	WI 7	TR	125177	511136	277072	521322	28868	26
12/2014	MI 7	WI 7	TR	125177	511136	277072	521676	100052	4
12/2014	MI 7	WI 7	TR	125178	511136	277072	521164	28842	12
12/2014	MI 7	WI 7	TR	125178	511136	277072	521260	36867	579
12/2014	MI 7	WI 7	TR	125179	505038	153808	521164	28842	15
12/2014	MI 7	WI 7	TR	125179	505038	153808	521178	28883	9
12/2014	MI 7	WI 7	TR	125179	505038	153808	521676	100052	8
12/2014	MI 7	WI 7	TR	125179	510005	246067	521164	28842	29

ANR Pipeline Company Transportation Services Fuel By Route Analysis
--

VASCR351

 Reporting Year: *January - December 2014*
 Production Period: 12/2014

<u>Production Period</u>	<u>Receipt Segment</u>	<u>Delivery Segment</u>	<u>Service Class</u>	<u>Svc Req Contract</u>	<u>Receipt Location</u>	<u>Receipt Loc Prop</u>	<u>Delivery Location</u>	<u>Delivery Loc Prop</u>	<u>Fuel Quantity</u>
12/2014	MI 7	WI 7	TR	125179	511136	277072	521164	28842	212
12/2014	MI 7	WI 7	TR	125179	511136	277072	521676	100052	9
12/2014	MI 7	WI 7	TR	125180	510005	246067	521370	28788	24
12/2014	MI 7	WI 7	TR	125180	510005	246067	521372	11703	381
12/2014	MI 7	WI 7	TR	125181	510005	246067	521012	40226	6
12/2014	MI 7	WI 7	TR	125181	510005	246067	521172	28846	17
12/2014	MI 7	WI 7	TR	125181	510005	246067	521176	28859	29
12/2014	MI 7	WI 7	TR	125181	510005	246067	521178	28883	3
12/2014	MI 7	WI 7	TR	125181	510005	246067	521180	28875	5
12/2014	MI 7	WI 7	TR	125181	510005	246067	521314	28661	85
12/2014	MI 7	WI 7	TR	125181	510005	246067	521394	36936	19
12/2014	MI 7	WI 7	TR	125181	510005	246067	521810	36869	16
12/2014	MI 7	WI 7	TR	125181	511136	277072	521034	183670	184
12/2014	MI 7	WI 7	TR	125181	511136	277072	521172	28846	96
12/2014	MI 7	WI 7	TR	125181	511136	277072	521176	28859	100
12/2014	MI 7	WI 7	TR	125181	511136	277072	521188	28862	65
12/2014	MI 7	WI 7	TR	125181	511136	277072	521198	28782	3
12/2014	MI 7	WI 7	TR	125181	511136	277072	521200	28679	1
12/2014	MI 7	WI 7	TR	125181	511136	277072	521210	28828	6
12/2014	MI 7	WI 7	TR	125181	511136	277072	521240	28759	7
12/2014	MI 7	WI 7	TR	125181	511136	277072	521246	28844	99
12/2014	MI 7	WI 7	TR	125181	511136	277072	521248	28811	1
12/2014	MI 7	WI 7	TR	125181	511136	277072	521250	28841	2
12/2014	MI 7	WI 7	TR	125181	511136	277072	521266	28702	85
12/2014	MI 7	WI 7	TR	125181	511136	277072	521314	28661	26
12/2014	MI 7	WI 7	TR	125181	511136	277072	521676	100052	106
12/2014	MI 7	WI 7	TR	125181	511136	277072	521786	28798	1
12/2014	MI 7	WI 7	TR	125181	511136	277072	521810	36869	32
12/2014	MI 7	WI 7	TR	125183	511136	277072	521190	28825	93
12/2014	MI 7	WI 7	TR	125184	511136	277072	521372	11703	434
12/2014	MI 7	WI 7	TR	125185	505038	153808	521322	28868	11
12/2014	MI 7	WI 7	TR	125185	505038	153808	521676	100052	3
12/2014	MI 7	WI 7	TR	125185	510005	246067	521164	28842	16

**ANR Pipeline Company
 Transportation Services
 Fuel By Route Analysis**

VASCR351

Reporting Year: *January - December 2014*
 Production Period: 12/2014

<u>Production Period</u>	<u>Receipt Segment</u>	<u>Delivery Segment</u>	<u>Service Class</u>	<u>Svc Req Contract</u>	<u>Receipt Location</u>	<u>Receipt Loc Prop</u>	<u>Delivery Location</u>	<u>Delivery Loc Prop</u>	<u>Fuel Quantity</u>
12/2014	MI 7	WI 7	TR	125185	511136	277072	521164	28842	214
12/2014	MI 7	WI 7	TR	125185	511136	277072	521178	28883	7
12/2014	MI 7	WI 7	TR	125185	511136	277072	521250	28841	9
12/2014	MI 7	WI 7	TR	125185	511136	277072	521322	28868	36
12/2014	MI 7	WI 7	TR	125186	505038	153808	521164	28842	104
12/2014	MI 7	WI 7	TR	125186	505038	153808	521178	28883	77
12/2014	MI 7	WI 7	TR	125186	510005	246067	521178	28883	18
12/2014	MI 7	WI 7	TR	125186	511136	277072	521164	28842	18
12/2014	MI 7	WI 7	TR	125186	511136	277072	521178	28883	219
12/2014	MI 7	WI 7	TR	125187	511136	277072	521174	28778	14
12/2014	MI 7	WI 7	TR	125187	511136	277072	521310	28743	340
12/2014	MI 7	WI 7	TR	125188	511136	277072	521164	28842	87
12/2014	MI 7	WI 7	TR	125188	511136	277072	521266	28702	341
12/2014	MI 7	WI 7	TR	125189	505038	153808	521164	28842	120
12/2014	MI 7	WI 7	TR	125189	505038	153808	521288	28670	73
12/2014	MI 7	WI 7	TR	125189	510005	246067	521266	28702	23
12/2014	MI 7	WI 7	TR	125189	511136	277072	521164	28842	86
12/2014	MI 7	WI 7	TR	125189	511136	277072	521250	28841	11
12/2014	MI 7	WI 7	TR	125189	511136	277072	521288	28670	166
12/2014	MI 7	WI 7	TR	125190	505038	153808	521012	40226	1
12/2014	MI 7	WI 7	TR	125190	505038	153808	521246	28844	1
12/2014	MI 7	WI 7	TR	125190	505038	153808	521260	36867	37
12/2014	MI 7	WI 7	TR	125190	505038	153808	521316	28831	167
12/2014	MI 7	WI 7	TR	125190	505038	153808	521676	100052	17
12/2014	MI 7	WI 7	TR	125190	505038	153808	521786	28798	3
12/2014	MI 7	WI 7	TR	125190	505038	153808	523034	384136	74
12/2014	MI 7	WI 7	TR	125190	511136	277072	521012	40226	21
12/2014	MI 7	WI 7	TR	125190	511136	277072	521260	36867	53
12/2014	MI 7	WI 7	TR	125190	511136	277072	521316	28831	111
12/2014	MI 7	WI 7	TR	125190	511136	277072	521676	100052	20
12/2014	MI 7	WI 7	TR	125190	511136	277072	521786	28798	7
12/2014	MI 7	WI 7	TR	125190	511136	277072	521814	36934	6
12/2014	MI 7	WI 7	TR	125190	511136	277072	523034	384136	95

**ANR Pipeline Company
 Transportation Services
 Fuel By Route Analysis**

VASCR351

Reporting Year: *January - December 2014*
 Production Period: 12/2014

<u>Production Period</u>	<u>Receipt Segment</u>	<u>Delivery Segment</u>	<u>Service Class</u>	<u>Svc Req Contract</u>	<u>Receipt Location</u>	<u>Receipt Loc Prop</u>	<u>Delivery Location</u>	<u>Delivery Loc Prop</u>	<u>Fuel Quantity</u>
12/2014	MI 7	WI 7	TR	125191	505038	153808	521164	28842	9
12/2014	MI 7	WI 7	TR	125191	505038	153808	521356	28774	81
12/2014	MI 7	WI 7	TR	125191	511136	277072	521164	28842	9
12/2014	MI 7	WI 7	TR	125191	511136	277072	521356	28774	31
12/2014	MI 7	WI 7	TR	125191	511136	277072	523034	384136	27
12/2014	MI 7	WI 7	TR	125192	505038	153808	521180	28875	35
12/2014	MI 7	WI 7	TR	125192	505038	153808	521314	28661	5
12/2014	MI 7	WI 7	TR	125192	505038	153808	523034	384136	5
12/2014	MI 7	WI 7	TR	125192	511136	277072	521180	28875	30
12/2014	MI 7	WI 7	TR	125192	511136	277072	523034	384136	5
12/2014	MI 7	WI 7	TR	125193	505038	153808	521164	28842	50
12/2014	MI 7	WI 7	TR	125193	505038	153808	521176	28859	25
12/2014	MI 7	WI 7	TR	125193	505038	153808	521266	28702	11
12/2014	MI 7	WI 7	TR	125193	505038	153808	523034	384136	13
12/2014	MI 7	WI 7	TR	125193	511136	277072	521164	28842	27
12/2014	MI 7	WI 7	TR	125193	511136	277072	521176	28859	12
12/2014	MI 7	WI 7	TR	125193	511136	277072	521178	28883	16
12/2014	MI 7	WI 7	TR	125193	511136	277072	523034	384136	20
12/2014	MI 7	WI 7	TR	125196	511136	277072	521270	28676	31
12/2014	MI 7	WI 7	TR	125197	511136	277072	521288	28670	155
12/2014	MI 7	WI 7	TR	125198	511136	277072	521786	28798	31
12/2014	MI 7	WI 7	TR	125199	511136	277072	521188	28862	93
12/2014	MI 7	WI 7	TR	125200	511136	277072	521218	28865	31
12/2014	MI 7	WI 7	TR	125201	511136	277072	521164	28842	31
12/2014	MI 7	WI 7	TR	125202	511136	277072	521356	28774	90
12/2014	MI 7	WI 7	TR	125384	511136	277072	521288	28670	505
12/2014	MI 7	WI 7	TR	125385	511136	277072	521288	28670	155
12/2014	MI 7	WI 7	TR	125386	511136	277072	521288	28670	1,077
12/2014	MI 7	WI 7	TR	125387	511136	277072	521814	36934	127
12/2014	MI 7	WI 7	TR	125428	505038	153808	523032	384134	22
12/2014	MI 7	WI 7	TR	125428	511136	277072	523035	387791	93
12/2014	MI 7	WI 7	TR	125452	505038	153808	521172	28846	37
12/2014	MI 7	WI 7	TR	125452	511136	277072	521266	28702	20

ANR Pipeline Company Transportation Services Fuel By Route Analysis
--

VASCR351

 Reporting Year: *January - December 2014*
 Production Period: 12/2014

<u>Production Period</u>	<u>Receipt Segment</u>	<u>Delivery Segment</u>	<u>Service Class</u>	<u>Svc Req Contract</u>	<u>Receipt Location</u>	<u>Receipt Loc Prop</u>	<u>Delivery Location</u>	<u>Delivery Loc Prop</u>	<u>Fuel Quantity</u>
12/2014	MI 7	WI 7	TR	125474	510005	246067	521314	28661	1
12/2014	MI 7	WI 7	TR	125474	511136	277072	521314	28661	16
12/2014	MI 7	WI 7	TR	125476	505108	243097	521314	28661	2
12/2014	MI 7	WI 7	TR	125476	510005	246067	521314	28661	2
12/2014	MI 7	WI 7	TR	125476	511136	277072	521314	28661	24
12/2014	MI 7	WI 7	TR	125481	505108	243097	521314	28661	3
12/2014	MI 7	WI 7	TR	125481	510005	246067	521314	28661	3
12/2014	MI 7	WI 7	TR	125481	511136	277072	521314	28661	37
12/2014	MI 7	WI 7	TR	125484	510005	246067	521314	28661	6
12/2014	MI 7	WI 7	TR	125484	511136	277072	521314	28661	84
12/2014	MI 7	WI 7	TR	125485	510005	246067	521314	28661	4
12/2014	MI 7	WI 7	TR	125485	511136	277072	521314	28661	72
12/2014	MI 7	WI 7	TR	125486	510005	246067	521314	28661	7
12/2014	MI 7	WI 7	TR	125486	511136	277072	521314	28661	127
12/2014	MI 7	WI 7	TR	125486	511136	277072	521676	100052	7
12/2014	MI 7	WI 7	TR	125487	505108	243097	521314	28661	26
12/2014	MI 7	WI 7	TR	125487	510005	246067	521314	28661	55
12/2014	MI 7	WI 7	TR	125487	510029	2610	521314	28661	30
12/2014	MI 7	WI 7	TR	125487	511136	277072	521314	28661	314
12/2014	MI 7	WI 7	TR	125487	511136	277072	521676	100052	34
12/2014	MI 7	WI 7	TR	125505	511136	277072	521164	28842	39
12/2014	MI 7	WI 7	TR	125505	511136	277072	521356	28774	225
12/2014	MI 7	WI 7	TR	125505	511136	277072	521372	11703	39
12/2014	MI 7	WI 7	TR	125505	511136	277072	521676	100052	20
12/2014	MI 7	WI 7	TR	125506	511136	277072	521164	28842	14
12/2014	MI 7	WI 7	TR	125506	511136	277072	521306	28741	20
12/2014	MI 7	WI 7	TR	125510	505038	153808	510033	28873	18
12/2014	MI 7	WI 7	TR	125510	505108	243097	523032	384134	2
12/2014	MI 7	WI 7	TR	125510	505108	243097	523034	384136	11
12/2014	MI 7	WI 7	TR	125510	510005	246067	521250	28841	18
12/2014	MI 7	WI 7	TR	125510	510005	246067	521650	269472	3
12/2014	MI 7	WI 7	TR	125510	510005	246067	523032	384134	5
12/2014	MI 7	WI 7	TR	125510	510005	246067	523034	384136	18

**ANR Pipeline Company
 Transportation Services
 Fuel By Route Analysis**

VASCR351

Reporting Year: *January - December 2014*
 Production Period: 12/2014

<u>Production Period</u>	<u>Receipt Segment</u>	<u>Delivery Segment</u>	<u>Service Class</u>	<u>Svc Req Contract</u>	<u>Receipt Location</u>	<u>Receipt Loc Prop</u>	<u>Delivery Location</u>	<u>Delivery Loc Prop</u>	<u>Fuel Quantity</u>
12/2014	MI 7	WI 7	TR	125521	511136	277072	521174	28778	6
12/2014	MI 7	WI 7	TR	125521	511136	277072	521374	28662	174
12/2014	MI 7	WI 7	TR	125522	511136	277072	521178	28883	1,756
12/2014	MI 7	WI 7	TR	125523	505038	153808	521314	28661	51
12/2014	MI 7	WI 7	TR	125523	511136	277072	521164	28842	106
12/2014	MI 7	WI 7	TR	125523	511136	277072	521314	28661	1,021
12/2014	MI 7	WI 7	TR	125525	505108	243097	521314	28661	12
12/2014	MI 7	WI 7	TR	125525	510005	246067	521314	28661	16
12/2014	MI 7	WI 7	TR	125525	510029	2610	521172	28846	5
12/2014	MI 7	WI 7	TR	125525	510029	2610	521176	28859	52
12/2014	MI 7	WI 7	TR	125525	510029	2610	521266	28702	68
12/2014	MI 7	WI 7	TR	125525	510029	2610	521314	28661	162
12/2014	MI 7	WI 7	TR	125525	510029	2610	521394	36936	5
12/2014	MI 7	WI 7	TR	125525	510029	2610	521676	100052	54
12/2014	MI 7	WI 7	TR	125525	511136	277072	521176	28859	11
12/2014	MI 7	WI 7	TR	125525	511136	277072	521266	28702	14
12/2014	MI 7	WI 7	TR	125525	511136	277072	521314	28661	53
12/2014	MI 7	WI 7	TR	125525	511136	277072	521676	100052	6
12/2014	MI 7	WI 7	TR	125527	505108	243097	521266	28702	31
12/2014	MI 7	WI 7	TR	125553	510005	246067	521012	40226	84
12/2014	MI 7	WI 7	TR	125553	510005	246067	521168	28834	89
12/2014	MI 7	WI 7	TR	125553	510005	246067	521172	28846	163
12/2014	MI 7	WI 7	TR	125553	510005	246067	521182	28854	61
12/2014	MI 7	WI 7	TR	125553	510005	246067	521200	28679	22
12/2014	MI 7	WI 7	TR	125553	510005	246067	521204	28672	22
12/2014	MI 7	WI 7	TR	125553	510005	246067	521242	139405	69
12/2014	MI 7	WI 7	TR	125553	510005	246067	521248	28811	357
12/2014	MI 7	WI 7	TR	125553	510005	246067	521250	28841	5
12/2014	MI 7	WI 7	TR	125553	510005	246067	521252	28779	22
12/2014	MI 7	WI 7	TR	125553	510005	246067	521262	36868	463
12/2014	MI 7	WI 7	TR	125553	510005	246067	521266	28702	172
12/2014	MI 7	WI 7	TR	125553	510005	246067	521270	28676	4
12/2014	MI 7	WI 7	TR	125553	510005	246067	521286	28853	48

**ANR Pipeline Company
 Transportation Services
 Fuel By Route Analysis**

VASCR351

Reporting Year: *January - December 2014*
 Production Period: 12/2014

<u>Production Period</u>	<u>Receipt Segment</u>	<u>Delivery Segment</u>	<u>Service Class</u>	<u>Svc Req Contract</u>	<u>Receipt Location</u>	<u>Receipt Loc Prop</u>	<u>Delivery Location</u>	<u>Delivery Loc Prop</u>	<u>Fuel Quantity</u>
12/2014	MI 7	WI 7	TR	125553	510005	246067	521288	28670	24
12/2014	MI 7	WI 7	TR	125553	510005	246067	521314	28661	29
12/2014	MI 7	WI 7	TR	125553	510005	246067	521336	28738	7
12/2014	MI 7	WI 7	TR	125553	510005	246067	521376	139403	12
12/2014	MI 7	WI 7	TR	125553	510005	246067	521784	28720	44
12/2014	MI 7	WI 7	TR	125553	511136	277072	521012	40226	48
12/2014	MI 7	WI 7	TR	125553	511136	277072	521168	28834	60
12/2014	MI 7	WI 7	TR	125553	511136	277072	521172	28846	231
12/2014	MI 7	WI 7	TR	125553	511136	277072	521182	28854	39
12/2014	MI 7	WI 7	TR	125553	511136	277072	521200	28679	14
12/2014	MI 7	WI 7	TR	125553	511136	277072	521204	28672	4
12/2014	MI 7	WI 7	TR	125553	511136	277072	521242	139405	29
12/2014	MI 7	WI 7	TR	125553	511136	277072	521248	28811	508
12/2014	MI 7	WI 7	TR	125553	511136	277072	521250	28841	14
12/2014	MI 7	WI 7	TR	125553	511136	277072	521252	28779	29
12/2014	MI 7	WI 7	TR	125553	511136	277072	521262	36868	584
12/2014	MI 7	WI 7	TR	125553	511136	277072	521266	28702	226
12/2014	MI 7	WI 7	TR	125553	511136	277072	521270	28676	13
12/2014	MI 7	WI 7	TR	125553	511136	277072	521286	28853	56
12/2014	MI 7	WI 7	TR	125553	511136	277072	521288	28670	17
12/2014	MI 7	WI 7	TR	125553	511136	277072	521314	28661	23
12/2014	MI 7	WI 7	TR	125553	511136	277072	521336	28738	10
12/2014	MI 7	WI 7	TR	125553	511136	277072	521344	28734	42
12/2014	MI 7	WI 7	TR	125553	511136	277072	521376	139403	14
12/2014	MI 7	WI 7	TR	125553	511136	277072	521784	28720	147
12/2014	MI 7	WI 7	TR	125554	510005	246067	521012	40226	44
12/2014	MI 7	WI 7	TR	125554	510005	246067	521168	28834	5
12/2014	MI 7	WI 7	TR	125554	510005	246067	521174	28778	22
12/2014	MI 7	WI 7	TR	125554	510005	246067	521200	28679	8
12/2014	MI 7	WI 7	TR	125554	510005	246067	521214	40197	4
12/2014	MI 7	WI 7	TR	125554	510005	246067	521218	28865	4
12/2014	MI 7	WI 7	TR	125554	510005	246067	521246	28844	23
12/2014	MI 7	WI 7	TR	125554	510005	246067	521252	28779	58

**ANR Pipeline Company
 Transportation Services
 Fuel By Route Analysis**

VASCR351

Reporting Year: *January - December 2014*
 Production Period: 12/2014

<u>Production Period</u>	<u>Receipt Segment</u>	<u>Delivery Segment</u>	<u>Service Class</u>	<u>Svc Req Contract</u>	<u>Receipt Location</u>	<u>Receipt Loc Prop</u>	<u>Delivery Location</u>	<u>Delivery Loc Prop</u>	<u>Fuel Quantity</u>
12/2014	MI 7	WI 7	TR	125554	510005	246067	521260	36867	30
12/2014	MI 7	WI 7	TR	125554	510005	246067	521266	28702	8
12/2014	MI 7	WI 7	TR	125554	510005	246067	521298	28736	22
12/2014	MI 7	WI 7	TR	125554	510005	246067	521314	28661	215
12/2014	MI 7	WI 7	TR	125554	510005	246067	521316	28831	6
12/2014	MI 7	WI 7	TR	125554	510005	246067	521322	28868	4
12/2014	MI 7	WI 7	TR	125554	510005	246067	521324	28794	22
12/2014	MI 7	WI 7	TR	125554	510005	246067	521336	28738	67
12/2014	MI 7	WI 7	TR	125554	510005	246067	521374	28662	12
12/2014	MI 7	WI 7	TR	125554	510005	246067	521812	40304	8
12/2014	MI 7	WI 7	TR	125554	510005	246067	521814	36934	128
12/2014	MI 7	WI 7	TR	125554	510005	246067	523041	395460	51
12/2014	MI 7	WI 7	TR	125554	511136	277072	521012	40226	190
12/2014	MI 7	WI 7	TR	125554	511136	277072	521168	28834	37
12/2014	MI 7	WI 7	TR	125554	511136	277072	521172	28846	13
12/2014	MI 7	WI 7	TR	125554	511136	277072	521174	28778	99
12/2014	MI 7	WI 7	TR	125554	511136	277072	521200	28679	41
12/2014	MI 7	WI 7	TR	125554	511136	277072	521214	40197	20
12/2014	MI 7	WI 7	TR	125554	511136	277072	521218	28865	26
12/2014	MI 7	WI 7	TR	125554	511136	277072	521246	28844	139
12/2014	MI 7	WI 7	TR	125554	511136	277072	521252	28779	250
12/2014	MI 7	WI 7	TR	125554	511136	277072	521260	36867	150
12/2014	MI 7	WI 7	TR	125554	511136	277072	521266	28702	40
12/2014	MI 7	WI 7	TR	125554	511136	277072	521298	28736	100
12/2014	MI 7	WI 7	TR	125554	511136	277072	521314	28661	1,083
12/2014	MI 7	WI 7	TR	125554	511136	277072	521316	28831	26
12/2014	MI 7	WI 7	TR	125554	511136	277072	521322	28868	20
12/2014	MI 7	WI 7	TR	125554	511136	277072	521324	28794	101
12/2014	MI 7	WI 7	TR	125554	511136	277072	521336	28738	290
12/2014	MI 7	WI 7	TR	125554	511136	277072	521374	28662	53
12/2014	MI 7	WI 7	TR	125554	511136	277072	521784	28720	19
12/2014	MI 7	WI 7	TR	125554	511136	277072	521812	40304	40
12/2014	MI 7	WI 7	TR	125554	511136	277072	521814	36934	577

**ANR Pipeline Company
 Transportation Services
 Fuel By Route Analysis**

VASCR351

Reporting Year: *January - December 2014*
 Production Period: 12/2014

<u>Production Period</u>	<u>Receipt Segment</u>	<u>Delivery Segment</u>	<u>Service Class</u>	<u>Svc Req Contract</u>	<u>Receipt Location</u>	<u>Receipt Loc Prop</u>	<u>Delivery Location</u>	<u>Delivery Loc Prop</u>	<u>Fuel Quantity</u>
12/2014	MI 7	WI 7	TR	125554	511136	277072	523041	395460	226
12/2014	MI 7	WI 7	TR	125555	505038	153808	521262	36868	22
12/2014	MI 7	WI 7	TR	125555	505038	153808	521266	28702	23
12/2014	MI 7	WI 7	TR	125555	505038	153808	521298	28736	3
12/2014	MI 7	WI 7	TR	125555	505038	153808	521322	28868	28
12/2014	MI 7	WI 7	TR	125555	505038	153808	521676	100052	13
12/2014	MI 7	WI 7	TR	125555	510005	246067	521012	40226	7
12/2014	MI 7	WI 7	TR	125555	510005	246067	521172	28846	15
12/2014	MI 7	WI 7	TR	125555	510005	246067	521176	28859	1
12/2014	MI 7	WI 7	TR	125555	510005	246067	521182	28854	9
12/2014	MI 7	WI 7	TR	125555	510005	246067	521190	28825	1
12/2014	MI 7	WI 7	TR	125555	510005	246067	521198	28782	1
12/2014	MI 7	WI 7	TR	125555	510005	246067	521208	28780	4
12/2014	MI 7	WI 7	TR	125555	510005	246067	521212	28882	2
12/2014	MI 7	WI 7	TR	125555	510005	246067	521214	40197	4
12/2014	MI 7	WI 7	TR	125555	510005	246067	521218	28865	3
12/2014	MI 7	WI 7	TR	125555	510005	246067	521230	28819	1
12/2014	MI 7	WI 7	TR	125555	510005	246067	521246	28844	8
12/2014	MI 7	WI 7	TR	125555	510005	246067	521248	28811	1
12/2014	MI 7	WI 7	TR	125555	510005	246067	521262	36868	7
12/2014	MI 7	WI 7	TR	125555	510005	246067	521266	28702	15
12/2014	MI 7	WI 7	TR	125555	510005	246067	521298	28736	7
12/2014	MI 7	WI 7	TR	125555	510005	246067	521302	28747	4
12/2014	MI 7	WI 7	TR	125555	510005	246067	521314	28661	5
12/2014	MI 7	WI 7	TR	125555	510005	246067	521316	28831	1
12/2014	MI 7	WI 7	TR	125555	510005	246067	521318	28829	2
12/2014	MI 7	WI 7	TR	125555	510005	246067	521320	28740	1
12/2014	MI 7	WI 7	TR	125555	510005	246067	521322	28868	12
12/2014	MI 7	WI 7	TR	125555	510005	246067	521324	28794	2
12/2014	MI 7	WI 7	TR	125555	510005	246067	521328	28763	7
12/2014	MI 7	WI 7	TR	125555	510005	246067	521330	28761	7
12/2014	MI 7	WI 7	TR	125555	510005	246067	521336	28738	4
12/2014	MI 7	WI 7	TR	125555	510005	246067	521340	28732	2

**ANR Pipeline Company
 Transportation Services
 Fuel By Route Analysis**
VASCR351

 Reporting Year: *January - December 2014*
 Production Period: 12/2014

<u>Production Period</u>	<u>Receipt Segment</u>	<u>Delivery Segment</u>	<u>Service Class</u>	<u>Svc Req Contract</u>	<u>Receipt Location</u>	<u>Receipt Loc Prop</u>	<u>Delivery Location</u>	<u>Delivery Loc Prop</u>	<u>Fuel Quantity</u>
12/2014	MI 7	WI 7	TR	125555	510005	246067	521344	28734	1
12/2014	MI 7	WI 7	TR	125555	510005	246067	521350	28660	7
12/2014	MI 7	WI 7	TR	125555	510005	246067	521358	28776	1
12/2014	MI 7	WI 7	TR	125555	510005	246067	521374	28662	1
12/2014	MI 7	WI 7	TR	125555	510005	246067	521392	28730	5
12/2014	MI 7	WI 7	TR	125555	510005	246067	521676	100052	13
12/2014	MI 7	WI 7	TR	125555	510005	246067	521786	28798	6
12/2014	MI 7	WI 7	TR	125555	510005	246067	521812	40304	1
12/2014	MI 7	WI 7	TR	125555	510005	246067	521814	36934	11
12/2014	MI 7	WI 7	TR	125555	510005	246067	523034	384136	2
12/2014	MI 7	WI 7	TR	125555	511136	277072	521012	40226	130
12/2014	MI 7	WI 7	TR	125555	511136	277072	521172	28846	172
12/2014	MI 7	WI 7	TR	125555	511136	277072	521176	28859	20
12/2014	MI 7	WI 7	TR	125555	511136	277072	521180	28875	9
12/2014	MI 7	WI 7	TR	125555	511136	277072	521182	28854	177
12/2014	MI 7	WI 7	TR	125555	511136	277072	521190	28825	20
12/2014	MI 7	WI 7	TR	125555	511136	277072	521198	28782	20
12/2014	MI 7	WI 7	TR	125555	511136	277072	521208	28780	76
12/2014	MI 7	WI 7	TR	125555	511136	277072	521212	28882	40
12/2014	MI 7	WI 7	TR	125555	511136	277072	521214	40197	53
12/2014	MI 7	WI 7	TR	125555	511136	277072	521218	28865	60
12/2014	MI 7	WI 7	TR	125555	511136	277072	521220	28766	93
12/2014	MI 7	WI 7	TR	125555	511136	277072	521230	28819	20
12/2014	MI 7	WI 7	TR	125555	511136	277072	521240	28759	34
12/2014	MI 7	WI 7	TR	125555	511136	277072	521246	28844	227
12/2014	MI 7	WI 7	TR	125555	511136	277072	521248	28811	19
12/2014	MI 7	WI 7	TR	125555	511136	277072	521250	28841	69
12/2014	MI 7	WI 7	TR	125555	511136	277072	521262	36868	211
12/2014	MI 7	WI 7	TR	125555	511136	277072	521266	28702	279
12/2014	MI 7	WI 7	TR	125555	511136	277072	521298	28736	167
12/2014	MI 7	WI 7	TR	125555	511136	277072	521302	28747	80
12/2014	MI 7	WI 7	TR	125555	511136	277072	521314	28661	100
12/2014	MI 7	WI 7	TR	125555	511136	277072	521316	28831	20

ANR Pipeline Company Transportation Services Fuel By Route Analysis

VASCR351

Reporting Year: *January - December 2014*
 Production Period: **12/2014**

<u>Production Period</u>	<u>Receipt Segment</u>	<u>Delivery Segment</u>	<u>Service Class</u>	<u>Svc Req Contract</u>	<u>Receipt Location</u>	<u>Receipt Loc Prop</u>	<u>Delivery Location</u>	<u>Delivery Loc Prop</u>	<u>Fuel Quantity</u>
12/2014	MI 7	WI 7	TR	125555	511136	277072	521318	28829	40
12/2014	MI 7	WI 7	TR	125555	511136	277072	521320	28740	20
12/2014	MI 7	WI 7	TR	125555	511136	277072	521322	28868	210
12/2014	MI 7	WI 7	TR	125555	511136	277072	521324	28794	35
12/2014	MI 7	WI 7	TR	125555	511136	277072	521328	28763	87
12/2014	MI 7	WI 7	TR	125555	511136	277072	521330	28761	126
12/2014	MI 7	WI 7	TR	125555	511136	277072	521336	28738	56
12/2014	MI 7	WI 7	TR	125555	511136	277072	521340	28732	40
12/2014	MI 7	WI 7	TR	125555	511136	277072	521344	28734	20
12/2014	MI 7	WI 7	TR	125555	511136	277072	521350	28660	130
12/2014	MI 7	WI 7	TR	125555	511136	277072	521356	28774	54
12/2014	MI 7	WI 7	TR	125555	511136	277072	521358	28776	20
12/2014	MI 7	WI 7	TR	125555	511136	277072	521374	28662	20
12/2014	MI 7	WI 7	TR	125555	511136	277072	521392	28730	100
12/2014	MI 7	WI 7	TR	125555	511136	277072	521676	100052	246
12/2014	MI 7	WI 7	TR	125555	511136	277072	521786	28798	92
12/2014	MI 7	WI 7	TR	125555	511136	277072	521812	40304	20
12/2014	MI 7	WI 7	TR	125555	511136	277072	521814	36934	134
12/2014	MI 7	WI 7	TR	125555	511136	277072	523034	384136	32
12/2014	MI 7	WI 7	TR	125558	510005	246067	521784	28720	62
12/2014	MI 7	WI 7	TR	125560	505038	153808	521172	28846	4
12/2014	MI 7	WI 7	TR	125560	510005	246067	521172	28846	526
12/2014	MI 7	WI 7	TR	125560	510005	246067	521220	28766	18
12/2014	MI 7	WI 7	TR	125560	510005	246067	521246	28844	4
12/2014	MI 7	WI 7	TR	125560	510005	246067	521250	28841	70
12/2014	MI 7	WI 7	TR	125560	510005	246067	521322	28868	28
12/2014	MI 7	WI 7	TR	125560	510005	246067	521356	28774	18
12/2014	MI 7	WI 7	TR	125560	510005	246067	521784	28720	1
12/2014	MI 7	WI 7	TR	125560	511136	277072	521172	28846	274
12/2014	MI 7	WI 7	TR	125560	511136	277072	521220	28766	28
12/2014	MI 7	WI 7	TR	125560	511136	277072	521246	28844	55
12/2014	MI 7	WI 7	TR	125560	511136	277072	521250	28841	177
12/2014	MI 7	WI 7	TR	125560	511136	277072	521356	28774	48

**ANR Pipeline Company
 Transportation Services
 Fuel By Route Analysis**
VASCR351

 Reporting Year: *January - December 2014*
 Production Period: 12/2014

<u>Production Period</u>	<u>Receipt Segment</u>	<u>Delivery Segment</u>	<u>Service Class</u>	<u>Svc Req Contract</u>	<u>Receipt Location</u>	<u>Receipt Loc Prop</u>	<u>Delivery Location</u>	<u>Delivery Loc Prop</u>	<u>Fuel Quantity</u>
12/2014	MI 7	WI 7	TR	125561	505038	153808	521314	28661	1
12/2014	MI 7	WI 7	TR	125561	505108	243097	521172	28846	9
12/2014	MI 7	WI 7	TR	125561	505108	243097	521246	28844	8
12/2014	MI 7	WI 7	TR	125561	505108	243097	521252	28779	36
12/2014	MI 7	WI 7	TR	125561	505108	243097	521314	28661	11
12/2014	MI 7	WI 7	TR	125561	510005	246067	521172	28846	682
12/2014	MI 7	WI 7	TR	125561	510005	246067	521246	28844	11
12/2014	MI 7	WI 7	TR	125561	510005	246067	521252	28779	427
12/2014	MI 7	WI 7	TR	125561	510005	246067	521784	28720	358
12/2014	MI 7	WI 7	TR	125561	511136	277072	521172	28846	185
12/2014	MI 7	WI 7	TR	125561	511136	277072	521246	28844	6
12/2014	MI 7	WI 7	TR	125561	511136	277072	521252	28779	161
12/2014	MI 7	WI 7	TR	125561	511136	277072	521784	28720	97
12/2014	MI 7	WI 7	TR	125581	505038	153808	521164	28842	11
12/2014	MI 7	WI 7	TR	125581	505038	153808	521266	28702	24
12/2014	MI 7	WI 7	TR	125590	505038	153808	523034	384136	31
12/2014	MI 7	WI 7	TR	125590	510005	246067	521314	28661	42
12/2014	MI 7	WI 7	TR	125590	510005	246067	523032	384134	41
12/2014	MI 7	WI 7	TR	125590	510005	246067	523034	384136	50
12/2014	MI 7	WI 7	TR	125599	505038	153808	521178	28883	14
12/2014	MI 7	WI 7	TR	125599	505038	153808	521314	28661	5
12/2014	MI 7	WI 7	TR	125599	505108	243097	521314	28661	2
12/2014	MI 7	WI 7	TR	125599	510005	246067	521178	28883	19
12/2014	MI 7	WI 7	TR	125599	511136	277072	521164	28842	102
12/2014	MI 7	WI 7	TR	125599	511136	277072	521178	28883	208
12/2014	MI 7	WI 7	TR	125599	511136	277072	521314	28661	49
12/2014	MI 7	WI 7	TR	125603	505108	243097	521172	28846	156
12/2014	MI 7	WI 7	TR	125603	510005	246067	521172	28846	9
12/2014	MI 7	WI 7	TR	125603	511136	277072	521172	28846	324
12/2014	MI 7	WI 7	TR	125603	511136	277072	523034	384136	748
12/2014	MI 7	WI 7	TR	125607	505038	153808	521172	28846	21
12/2014	MI 7	WI 7	TR	125607	505038	153808	521248	28811	33
12/2014	MI 7	WI 7	TR	125607	505038	153808	521784	28720	83

**ANR Pipeline Company
 Transportation Services
 Fuel By Route Analysis**
VASCR351

 Reporting Year: *January - December 2014*
 Production Period: 12/2014

<u>Production Period</u>	<u>Receipt Segment</u>	<u>Delivery Segment</u>	<u>Service Class</u>	<u>Svc Req Contract</u>	<u>Receipt Location</u>	<u>Receipt Loc Prop</u>	<u>Delivery Location</u>	<u>Delivery Loc Prop</u>	<u>Fuel Quantity</u>
12/2014	MI 7	WI 7	TR	125607	505038	153808	523034	384136	165
12/2014	MI 7	WI 7	TR	125607	510005	246067	521172	28846	60
12/2014	MI 7	WI 7	TR	125607	510005	246067	521784	28720	179
12/2014	MI 7	WI 7	TR	125607	511136	277072	521172	28846	42
12/2014	MI 7	WI 7	TR	125607	511136	277072	521248	28811	34
12/2014	MI 7	WI 7	TR	125607	511136	277072	521784	28720	510
12/2014	MI 7	WI 7	TR	125620	505108	243097	521012	40226	5
12/2014	MI 7	WI 7	TR	125620	505108	243097	521164	28842	587
12/2014	MI 7	WI 7	TR	125620	505108	243097	521168	28834	1
12/2014	MI 7	WI 7	TR	125620	505108	243097	521172	28846	237
12/2014	MI 7	WI 7	TR	125620	505108	243097	521178	28883	21
12/2014	MI 7	WI 7	TR	125620	505108	243097	521196	28771	30
12/2014	MI 7	WI 7	TR	125620	505108	243097	521200	28679	3
12/2014	MI 7	WI 7	TR	125620	505108	243097	521202	28682	3
12/2014	MI 7	WI 7	TR	125620	505108	243097	521204	28672	24
12/2014	MI 7	WI 7	TR	125620	505108	243097	521218	28865	3
12/2014	MI 7	WI 7	TR	125620	505108	243097	521242	139405	2
12/2014	MI 7	WI 7	TR	125620	505108	243097	521246	28844	12
12/2014	MI 7	WI 7	TR	125620	505108	243097	521248	28811	2
12/2014	MI 7	WI 7	TR	125620	505108	243097	521250	28841	157
12/2014	MI 7	WI 7	TR	125620	505108	243097	521262	36868	89
12/2014	MI 7	WI 7	TR	125620	505108	243097	521266	28702	14
12/2014	MI 7	WI 7	TR	125620	505108	243097	521288	28670	2
12/2014	MI 7	WI 7	TR	125620	505108	243097	521310	28743	2
12/2014	MI 7	WI 7	TR	125620	505108	243097	521314	28661	1,115
12/2014	MI 7	WI 7	TR	125620	505108	243097	521316	28831	4
12/2014	MI 7	WI 7	TR	125620	505108	243097	521320	28740	1
12/2014	MI 7	WI 7	TR	125620	505108	243097	521322	28868	12
12/2014	MI 7	WI 7	TR	125620	505108	243097	521336	28738	3
12/2014	MI 7	WI 7	TR	125620	505108	243097	521338	28700	2
12/2014	MI 7	WI 7	TR	125620	505108	243097	521362	28733	2
12/2014	MI 7	WI 7	TR	125620	505108	243097	521382	174790	2
12/2014	MI 7	WI 7	TR	125620	505108	243097	521650	269472	137

ANR Pipeline Company Transportation Services Fuel By Route Analysis
--

VASCR351

 Reporting Year: *January - December 2014*
 Production Period: 12/2014

<u>Production Period</u>	<u>Receipt Segment</u>	<u>Delivery Segment</u>	<u>Service Class</u>	<u>Svc Req Contract</u>	<u>Receipt Location</u>	<u>Receipt Loc Prop</u>	<u>Delivery Location</u>	<u>Delivery Loc Prop</u>	<u>Fuel Quantity</u>
12/2014	MI 7	WI 7	TR	125620	505108	243097	521784	28720	13
12/2014	MI 7	WI 7	TR	125620	505108	243097	521786	28798	6
12/2014	MI 7	WI 7	TR	125620	505108	243097	521812	40304	2
12/2014	MI 7	WI 7	TR	125620	505108	243097	521814	36934	6
12/2014	MI 7	WI 7	TR	125620	505108	243097	523032	384134	435
12/2014	MI 7	WI 7	TR	125620	505108	243097	523034	384136	1,619
12/2014	MI 7	WI 7	TR	125620	510005	246067	521164	28842	31
12/2014	MI 7	WI 7	TR	125620	510005	246067	523034	384136	264
12/2014	MI 7	WI 7	TR	125620	511136	277072	521164	28842	24
12/2014	MI 7	WI 7	TR	125620	511136	277072	521172	28846	170
12/2014	MI 7	WI 7	TR	125620	511136	277072	521204	28672	21
12/2014	MI 7	WI 7	TR	125620	511136	277072	521246	28844	77
12/2014	MI 7	WI 7	TR	125620	511136	277072	521250	28841	325
12/2014	MI 7	WI 7	TR	125620	511136	277072	521262	36868	71
12/2014	MI 7	WI 7	TR	125620	511136	277072	521310	28743	2
12/2014	MI 7	WI 7	TR	125620	511136	277072	521314	28661	674
12/2014	MI 7	WI 7	TR	125620	511136	277072	521316	28831	4
12/2014	MI 7	WI 7	TR	125620	511136	277072	521322	28868	36
12/2014	MI 7	WI 7	TR	125620	511136	277072	521650	269472	155
12/2014	MI 7	WI 7	TR	125620	511136	277072	521676	100052	3
12/2014	MI 7	WI 7	TR	125620	511136	277072	523032	384134	97
12/2014	MI 7	WI 7	TR	125620	511136	277072	523034	384136	216
12/2014	MI 7	WI 7	TR	125625	510029	2610	521266	28702	33
12/2014	MI 7	WI 7	TR	125625	511136	277072	521034	183670	37
12/2014	MI 7	WI 7	TR	125625	511136	277072	521314	28661	199
12/2014	MI 7	WI 7	TR	125625	511136	277072	521676	100052	34
12/2014	MI 7	WI 7	TR	125627	505038	153808	523032	384134	46
12/2014	MI 7	WI 7	TR	125627	505108	243097	521654	284917	46
12/2014	MI 7	WI 7	TR	125627	505108	243097	523034	384136	46
12/2014	MI 7	WI 7	TR	125627	510005	246067	510033	28873	138
12/2014	MI 7	WI 7	TR	125627	510005	246067	521164	28842	46
12/2014	MI 7	WI 7	TR	125627	510005	246067	521250	28841	42
12/2014	MI 7	WI 7	TR	125627	510005	246067	521314	28661	50

ANR Pipeline Company Transportation Services Fuel By Route Analysis

VASCR351

Reporting Year: *January - December 2014*
 Production Period: 12/2014

<u>Production Period</u>	<u>Receipt Segment</u>	<u>Delivery Segment</u>	<u>Service Class</u>	<u>Svc Req Contract</u>	<u>Receipt Location</u>	<u>Receipt Loc Prop</u>	<u>Delivery Location</u>	<u>Delivery Loc Prop</u>	<u>Fuel Quantity</u>
12/2014	MI 7	WI 7	TR	125627	510005	246067	523032	384134	46
12/2014	MI 7	WI 7	TR	125627	510005	246067	523034	384136	232
12/2014	MI 7	WI 7	TR	125627	511136	277072	521650	269472	170
12/2014	MI 7	WI 7	TR	125627	511136	277072	521654	284917	46
12/2014	MI 7	WI 7	TR	125627	511136	277072	523032	384134	92
12/2014	MI 7	WI 7	TR	125627	511136	277072	523034	384136	106
12/2014	MI 7	WI 7	TR	125637	511136	277072	521164	28842	30
12/2014	MI 7	WI 7	TR	125637	511136	277072	521324	28794	35
12/2014	MI 7	WI 7	TS	123061	505038	153808	521396	150407	53
12/2014	MI 7	WI 7	TS	123220	505038	153808	521392	28730	195
	Segment								222,800
12/2014	ML 0	ML 0	TR	109511	501120	206051	505058	216158	6,014
	Segment								6,014
12/2014	MW 5	MW 6	TR	114767	513067	696539	521608	171759	434
	Segment								434
12/2014	MW 6	MI 7	TR	750	505014	139246	505038	153808	7
12/2014	MW 6	MI 7	TR	108985	505005	139233	505038	153808	87
12/2014	MW 6	MI 7	TR	123405	505013	139241	505038	153808	515
12/2014	MW 6	MI 7	TR	124215	521482	4741	505038	153808	171
12/2014	MW 6	MI 7	TR	124215	521482	4741	505108	243097	741
12/2014	MW 6	MI 7	TR	124556	521420	4602	505038	153808	459
	Segment								1,980
12/2014	SE 1	ME 3	TR	106116	511164	186900	505007	139235	682
12/2014	SE 1	ME 3	TR	121075	513078	766184	505566	1389406	588
	Segment								1,270
12/2014	SE 1	MI 7	TR	106118	511164	186900	505028	139366	240
12/2014	SE 1	MI 7	TR	124023	511164	186900	521624	4375	243
	Segment								483
12/2014	SE 1	SE 1	TR	115821	505544	1250765	505358	345116	34
12/2014	SE 1	SE 1	TR	124780	505544	1250765	523064	766185	1,095

**ANR Pipeline Company
Transportation Services
Fuel By Route Analysis**

VASCR351

Reporting Year: *January - December 2014*
Production Period: 12/2014

<u>Production Period</u>	<u>Receipt Segment</u>	<u>Delivery Segment</u>	<u>Service Class</u>	<u>Svc Req Contract</u>	<u>Receipt Location</u>	<u>Receipt Loc Prop</u>	<u>Delivery Location</u>	<u>Delivery Loc Prop</u>	<u>Fuel Quantity</u>
Segment									1,129
12/2014	SE 1	SE 2	TR	115522	513078	766184	523050	467240	43
12/2014	SE 1	SE 2	TR	120104	513078	766184	522130	38295	145
Segment									188
12/2014	SE 2	ME 2	TR	104491	505002	103565	521982	283195	779
12/2014	SE 2	ME 2	TR	106309	505002	103565	521594	20666	1,367
12/2014	SE 2	ME 2	TR	120508	505002	103565	523043	416969	8,607
12/2014	SE 2	ME 2	TR	120542	505002	103565	523043	416969	368
12/2014	SE 2	ME 2	TR	120643	505002	103565	523069	1055519	113
12/2014	SE 2	ME 2	TR	121148	505002	103565	523066	781395	488
12/2014	SE 2	ME 2	TR	122803	505002	103565	523073	1292823	396
12/2014	SE 2	ME 2	TR	122805	505002	103565	523073	1292823	766
12/2014	SE 2	ME 2	TR	125204	505002	103565	521982	283195	391
12/2014	SE 2	ME 2	TR	125477	505002	103565	521536	20046	465
12/2014	SE 2	ME 2	TS	123102	505002	103565	505060	221444	894
12/2014	SE 2	ME 2	TS	123388	505002	103565	505126	267228	1,004
Segment									15,638
12/2014	SE 2	ME 3	TR	108031	505002	103565	521688	153708	1,943
12/2014	SE 2	ME 3	TR	109950	505002	103565	521638	153767	310
12/2014	SE 2	ME 3	TR	109952	505002	103565	521638	153767	901
12/2014	SE 2	ME 3	TR	113401	505002	103565	521638	153767	310
12/2014	SE 2	ME 3	TR	113546	505002	103565	505563	1389347	3,317
12/2014	SE 2	ME 3	TR	114490	505002	103565	521092	4475	16
12/2014	SE 2	ME 3	TR	114490	505002	103565	521528	4351	1
12/2014	SE 2	ME 3	TR	114490	505002	103565	521534	138745	1
12/2014	SE 2	ME 3	TR	114490	505002	103565	521626	40184	228
12/2014	SE 2	ME 3	TR	114586	505002	103565	520026	38843	63
12/2014	SE 2	ME 3	TR	118761	505002	103565	520014	261713	391
12/2014	SE 2	ME 3	TR	118761	505002	103565	520018	22986	70
12/2014	SE 2	ME 3	TR	118761	505002	103565	520026	38843	334
12/2014	SE 2	ME 3	TR	118761	505002	103565	520027	295956	2,793
12/2014	SE 2	ME 3	TR	118761	505002	103565	521626	40184	31

**ANR Pipeline Company
 Transportation Services
 Fuel By Route Analysis**
VASCR351

 Reporting Year: *January - December 2014*
 Production Period: 12/2014

<u>Production Period</u>	<u>Receipt Segment</u>	<u>Delivery Segment</u>	<u>Service Class</u>	<u>Svc Req Contract</u>	<u>Receipt Location</u>	<u>Receipt Loc Prop</u>	<u>Delivery Location</u>	<u>Delivery Loc Prop</u>	<u>Fuel Quantity</u>
12/2014	SE 2	ME 3	TR	120144	505002	103565	521626	40184	1,254
12/2014	SE 2	ME 3	TR	121039	505002	103565	521620	16118	178
12/2014	SE 2	ME 3	TR	121899	505002	103565	505008	139236	434
12/2014	SE 2	ME 3	TR	124165	505002	103565	505392	356048	733
12/2014	SE 2	ME 3	TR	124168	505002	103565	521552	16265	51
12/2014	SE 2	ME 3	TR	124182	505002	103565	505392	356048	163
12/2014	SE 2	ME 3	TR	124186	505002	103565	521092	4475	1,273
12/2014	SE 2	ME 3	TR	124186	505002	103565	521534	138745	69
12/2014	SE 2	ME 3	TR	124192	505002	103565	505392	356048	895
12/2014	SE 2	ME 3	TR	124209	505002	103565	505392	356048	169
12/2014	SE 2	ME 3	TR	124227	505002	103565	505392	356048	195
12/2014	SE 2	ME 3	TR	124233	505002	103565	505392	356048	488
12/2014	SE 2	ME 3	TR	124401	505002	103565	505392	356048	49
12/2014	SE 2	ME 3	TR	124451	505002	103565	521552	16265	46
12/2014	SE 2	ME 3	TR	124534	505002	103565	521552	16265	88
12/2014	SE 2	ME 3	TR	124783	505002	103565	523038	398767	392
12/2014	SE 2	ME 3	TR	124962	505002	103565	521010	40186	387
12/2014	SE 2	ME 3	TR	124997	505002	103565	505566	1389406	31,300
12/2014	SE 2	ME 3	TR	125210	505002	103565	521626	40184	31
12/2014	SE 2	ME 3	TR	125211	505002	103565	521626	40184	153
12/2014	SE 2	ME 3	TR	125239	505002	103565	521540	4223	23
12/2014	SE 2	ME 3	TR	125242	505002	103565	521626	40184	46
12/2014	SE 2	ME 3	TR	125258	505002	103565	521626	40184	124
12/2014	SE 2	ME 3	TR	125273	505002	103565	521626	40184	17
12/2014	SE 2	ME 3	TR	125287	505002	103565	521626	40184	31
12/2014	SE 2	ME 3	TR	125291	505002	103565	521626	40184	131
12/2014	SE 2	ME 3	TR	125294	505002	103565	521626	40184	217
12/2014	SE 2	ME 3	TR	125295	505002	103565	521626	40184	124
12/2014	SE 2	ME 3	TR	125302	505002	103565	521540	4223	9
12/2014	SE 2	ME 3	TR	125307	505002	103565	521626	40184	315
12/2014	SE 2	ME 3	TR	125363	505002	103565	521626	40184	31
12/2014	SE 2	ME 3	TR	125398	505002	103565	521092	4475	2
12/2014	SE 2	ME 3	TR	125405	505002	103565	521626	40184	45

**ANR Pipeline Company
 Transportation Services
 Fuel By Route Analysis**

VASCR351

Reporting Year: *January - December 2014*
 Production Period: 12/2014

<u>Production Period</u>	<u>Receipt Segment</u>	<u>Delivery Segment</u>	<u>Service Class</u>	<u>Svc Req Contract</u>	<u>Receipt Location</u>	<u>Receipt Loc Prop</u>	<u>Delivery Location</u>	<u>Delivery Loc Prop</u>	<u>Fuel Quantity</u>
12/2014	SE 2	ME 3	TR	125406	505002	103565	521626	40184	124
12/2014	SE 2	ME 3	TR	125410	505002	103565	521626	40184	152
12/2014	SE 2	ME 3	TR	125419	505002	103565	521626	40184	96
12/2014	SE 2	ME 3	TR	125426	505002	103565	521626	40184	93
12/2014	SE 2	ME 3	TR	125472	505002	103565	521626	40184	31
12/2014	SE 2	ME 3	TR	125474	505002	103565	505564	1389346	40
12/2014	SE 2	ME 3	TR	125482	505002	103565	521626	40184	403
12/2014	SE 2	ME 3	TR	125483	505002	103565	521626	40184	763
12/2014	SE 2	ME 3	TR	125485	505002	103565	505564	1389346	180
12/2014	SE 2	ME 3	TR	125486	505002	103565	505564	1389346	285
12/2014	SE 2	ME 3	TR	125486	505002	103565	520018	22986	2
12/2014	SE 2	ME 3	TR	125486	505002	103565	521010	40186	2
12/2014	SE 2	ME 3	TR	125486	505002	103565	521540	4223	31
12/2014	SE 2	ME 3	TR	125508	505002	103565	521976	201846	3,448
12/2014	SE 2	ME 3	TR	125562	505002	103565	505566	1389406	19,605
12/2014	SE 2	ME 3	TR	125595	505002	103565	520026	38843	5
12/2014	SE 2	ME 3	TR	125597	505002	103565	520026	38843	21
12/2014	SE 2	ME 3	TR	125598	505002	103565	520026	38843	30
12/2014	SE 2	ME 3	TR	125606	505002	103565	520026	38843	4
12/2014	SE 2	ME 3	TR	125611	505002	103565	520026	38843	558
12/2014	SE 2	ME 3	TR	125616	505002	103565	520026	38843	124
12/2014	SE 2	ME 3	TR	125618	505002	103565	521092	4475	1,271
12/2014	SE 2	ME 3	TS	109138	505002	103565	505011	139239	945
12/2014	SE 2	ME 3	TS	109190	505002	103565	505009	139237	465
12/2014	SE 2	ME 3	TS	123081	505002	103565	521568	4280	152
	Segment								79,002
12/2014	SE 2	MI 7	OB	97573	521662	233620	505142	40806	36
12/2014	SE 2	MI 7	TR	820	505002	103565	505038	153808	1,621
12/2014	SE 2	MI 7	TR	820	505002	103565	521116	42078	1,521
12/2014	SE 2	MI 7	TR	110024	505002	103565	505038	153808	1,017
12/2014	SE 2	MI 7	TR	110024	505002	103565	521118	11578	10,267
12/2014	SE 2	MI 7	TR	112484	505002	103565	521116	42078	144
12/2014	SE 2	MI 7	TR	113650	505002	103565	521116	42078	5,451

ANR Pipeline Company Transportation Services Fuel By Route Analysis

VASCR351

Reporting Year: *January - December 2014*
 Production Period: 12/2014

<u>Production Period</u>	<u>Receipt Segment</u>	<u>Delivery Segment</u>	<u>Service Class</u>	<u>Svc Req Contract</u>	<u>Receipt Location</u>	<u>Receipt Loc Prop</u>	<u>Delivery Location</u>	<u>Delivery Loc Prop</u>	<u>Fuel Quantity</u>
12/2014	SE 2	MI 7	TR	113650	505002	103565	521932	138744	8,611
12/2014	SE 2	MI 7	TR	114490	505002	103565	505108	243097	254
12/2014	SE 2	MI 7	TR	114490	505002	103565	510005	246067	40
12/2014	SE 2	MI 7	TR	114490	505002	103565	521116	42078	601
12/2014	SE 2	MI 7	TR	114490	505002	103565	521985	278172	3
12/2014	SE 2	MI 7	TR	116556	505002	103565	521116	42078	1,458
12/2014	SE 2	MI 7	TR	116837	505002	103565	521116	42078	1,467
12/2014	SE 2	MI 7	TR	117783	505002	103565	521116	42078	4,057
12/2014	SE 2	MI 7	TR	118088	505002	103565	521116	42078	1,628
12/2014	SE 2	MI 7	TR	119817	505002	103565	521116	42078	2,151
12/2014	SE 2	MI 7	TR	119990	505002	103565	521008	11616	7,125
12/2014	SE 2	MI 7	TR	119990	505002	103565	521636	22992	133
12/2014	SE 2	MI 7	TR	120139	505002	103565	521116	42078	109
12/2014	SE 2	MI 7	TR	120144	505002	103565	521116	42078	344
12/2014	SE 2	MI 7	TR	120144	505002	103565	521636	22992	827
12/2014	SE 2	MI 7	TR	120802	505002	103565	521116	42078	1,202
12/2014	SE 2	MI 7	TR	120953	505002	103565	505038	153808	243
12/2014	SE 2	MI 7	TR	120953	505002	103565	521116	42078	729
12/2014	SE 2	MI 7	TR	124165	505002	103565	505020	139252	479
12/2014	SE 2	MI 7	TR	124168	505002	103565	505038	153808	13
12/2014	SE 2	MI 7	TR	124182	505002	103565	521098	108641	96
12/2014	SE 2	MI 7	TR	124186	505002	103565	521948	4492	31
12/2014	SE 2	MI 7	TR	124192	505002	103565	505020	139252	116
12/2014	SE 2	MI 7	TR	124227	505002	103565	505020	139252	91
12/2014	SE 2	MI 7	TR	124233	505002	103565	505020	139252	268
12/2014	SE 2	MI 7	TR	124451	505002	103565	501136	104776	1
12/2014	SE 2	MI 7	TR	124451	505002	103565	521636	22992	36
12/2014	SE 2	MI 7	TR	124534	505002	103565	501136	104776	1
12/2014	SE 2	MI 7	TR	124534	505002	103565	521636	22992	25
12/2014	SE 2	MI 7	TR	124535	505002	103565	521636	22992	66
12/2014	SE 2	MI 7	TR	125206	505002	103565	521932	138744	29
12/2014	SE 2	MI 7	TR	125206	505002	103565	521948	4492	2
12/2014	SE 2	MI 7	TR	125211	505002	103565	521932	138744	36

**ANR Pipeline Company
 Transportation Services
 Fuel By Route Analysis**

VASCR351

Reporting Year: *January - December 2014*
 Production Period: 12/2014

<u>Production Period</u>	<u>Receipt Segment</u>	<u>Delivery Segment</u>	<u>Service Class</u>	<u>Svc Req Contract</u>	<u>Receipt Location</u>	<u>Receipt Loc Prop</u>	<u>Delivery Location</u>	<u>Delivery Loc Prop</u>	<u>Fuel Quantity</u>
12/2014	SE 2	MI 7	TR	125213	505002	103565	521948	4492	31
12/2014	SE 2	MI 7	TR	125215	505002	103565	521948	4492	31
12/2014	SE 2	MI 7	TR	125217	505002	103565	521932	138744	2
12/2014	SE 2	MI 7	TR	125217	505002	103565	521948	4492	29
12/2014	SE 2	MI 7	TR	125222	505002	103565	521932	138744	93
12/2014	SE 2	MI 7	TR	125223	505002	103565	521932	138744	62
12/2014	SE 2	MI 7	TR	125223	505002	103565	521948	4492	31
12/2014	SE 2	MI 7	TR	125238	505002	103565	521932	138744	371
12/2014	SE 2	MI 7	TR	125239	505002	103565	521932	138744	212
12/2014	SE 2	MI 7	TR	125239	505002	103565	521948	4492	332
12/2014	SE 2	MI 7	TR	125247	505002	103565	521932	138744	1,147
12/2014	SE 2	MI 7	TR	125254	505002	103565	521932	138744	4
12/2014	SE 2	MI 7	TR	125254	505002	103565	521948	4492	93
12/2014	SE 2	MI 7	TR	125255	505002	103565	521932	138744	152
12/2014	SE 2	MI 7	TR	125259	505002	103565	521948	4492	31
12/2014	SE 2	MI 7	TR	125265	505002	103565	521932	138744	280
12/2014	SE 2	MI 7	TR	125270	505002	103565	521932	138744	31
12/2014	SE 2	MI 7	TR	125271	505002	103565	521932	138744	21
12/2014	SE 2	MI 7	TR	125272	505002	103565	521932	138744	30
12/2014	SE 2	MI 7	TR	125274	505002	103565	521932	138744	59
12/2014	SE 2	MI 7	TR	125291	505002	103565	521932	138744	60
12/2014	SE 2	MI 7	TR	125296	505002	103565	521948	4492	26
12/2014	SE 2	MI 7	TR	125307	505002	103565	521932	138744	66
12/2014	SE 2	MI 7	TR	125350	505002	103565	521932	138744	62
12/2014	SE 2	MI 7	TR	125405	505002	103565	521948	4492	49
12/2014	SE 2	MI 7	TR	125410	505002	103565	505038	153808	33
12/2014	SE 2	MI 7	TR	125410	505002	103565	521932	138744	12
12/2014	SE 2	MI 7	TR	125411	505002	103565	521932	138744	31
12/2014	SE 2	MI 7	TR	125419	505002	103565	505038	153808	22
12/2014	SE 2	MI 7	TR	125419	505002	103565	521932	138744	60
12/2014	SE 2	MI 7	TR	125419	505002	103565	521948	4492	143
12/2014	SE 2	MI 7	TR	125425	505002	103565	521932	138744	93
12/2014	SE 2	MI 7	TR	125452	505002	103565	521588	40481	485

ANR Pipeline Company Transportation Services Fuel By Route Analysis
--

VASCR351

 Reporting Year: *January - December 2014*
 Production Period: 12/2014

<u>Production Period</u>	<u>Receipt Segment</u>	<u>Delivery Segment</u>	<u>Service Class</u>	<u>Svc Req Contract</u>	<u>Receipt Location</u>	<u>Receipt Loc Prop</u>	<u>Delivery Location</u>	<u>Delivery Loc Prop</u>	<u>Fuel Quantity</u>
12/2014	SE 2	MI 7	TR	125474	505002	103565	521158	11581	22
12/2014	SE 2	MI 7	TR	125483	505002	103565	521932	138744	162
12/2014	SE 2	MI 7	TR	125485	505002	103565	521158	11581	121
12/2014	SE 2	MI 7	TR	125486	505002	103565	521158	11581	142
12/2014	SE 2	MI 7	TR	125643	505002	103565	521116	42078	843
	Segment								57,803
12/2014	SE 2	MW 6	TR	116494	505002	103565	505005	139233	120
	Segment								120
12/2014	SE 2	SE 1	OB	97628	505264	68285	505276	325427	3
12/2014	SE 2	SE 1	TR	112268	505002	103565	522141	314210	17
12/2014	SE 2	SE 1	TR	113650	505002	103565	521036	186899	120
12/2014	SE 2	SE 1	TR	114386	505002	103565	521036	186899	346
12/2014	SE 2	SE 1	TR	115602	505002	103565	520013	7703	20
12/2014	SE 2	SE 1	TR	115656	505002	103565	521036	186899	54
12/2014	SE 2	SE 1	TR	115726	505002	103565	523064	766185	19
12/2014	SE 2	SE 1	TR	116490	505002	103565	523064	766185	14
12/2014	SE 2	SE 1	TR	117272	505002	103565	523064	766185	31
12/2014	SE 2	SE 1	TR	118151	505002	103565	523064	766185	45
12/2014	SE 2	SE 1	TR	119817	505002	103565	523064	766185	7
12/2014	SE 2	SE 1	TR	120095	505002	103565	521036	186899	594
12/2014	SE 2	SE 1	TR	120917	505002	103565	521036	186899	11
12/2014	SE 2	SE 1	TR	122080	505002	103565	521036	186899	57
12/2014	SE 2	SE 1	TR	123145	505002	103565	521036	186899	126
12/2014	SE 2	SE 1	TR	123651	505002	103565	523064	766185	2
12/2014	SE 2	SE 1	TR	124780	505002	103565	520013	7703	31
12/2014	SE 2	SE 1	TR	124780	505002	103565	521036	186899	155
12/2014	SE 2	SE 1	TR	124780	505002	103565	523064	766185	1,303
12/2014	SE 2	SE 1	TR	125205	505002	103565	521036	186899	262
12/2014	SE 2	SE 1	TR	125629	505002	103565	521036	186899	6
12/2014	SE 2	SE 1	TR	125630	505002	103565	521036	186899	3
	Segment								3,226
12/2014	SE 2	SE 2	TR	106309	505002	103565	523050	467240	63

**ANR Pipeline Company
 Transportation Services
 Fuel By Route Analysis**
VASCR351

 Reporting Year: *January - December 2014*
 Production Period: 12/2014

<u>Production Period</u>	<u>Receipt Segment</u>	<u>Delivery Segment</u>	<u>Service Class</u>	<u>Svc Req Contract</u>	<u>Receipt Location</u>	<u>Receipt Loc Prop</u>	<u>Delivery Location</u>	<u>Delivery Loc Prop</u>	<u>Fuel Quantity</u>
12/2014	SE 2	SE 2	TR	112268	505002	103565	520004	10369	541
12/2014	SE 2	SE 2	TR	112268	505002	103565	521002	43613	281
12/2014	SE 2	SE 2	TR	112268	505002	103565	521632	42593	272
12/2014	SE 2	SE 2	TR	112832	505002	103565	523050	467240	1,350
12/2014	SE 2	SE 2	TR	113399	505002	103565	521662	233620	217
12/2014	SE 2	SE 2	TR	113399	505002	103565	523063	742883	226
12/2014	SE 2	SE 2	TR	113480	505002	103565	523017	322045	165
12/2014	SE 2	SE 2	TR	113490	505002	103565	523017	322045	74
12/2014	SE 2	SE 2	TR	113490	505264	68285	523017	322045	262
12/2014	SE 2	SE 2	TR	114386	505002	103565	520004	10369	1,619
12/2014	SE 2	SE 2	TR	114386	505002	103565	523018	322625	54
12/2014	SE 2	SE 2	TR	115522	505002	103565	523050	467240	67
12/2014	SE 2	SE 2	TR	115602	505002	103565	520004	10369	1
12/2014	SE 2	SE 2	TR	115602	505002	103565	521002	43613	95
12/2014	SE 2	SE 2	TR	115602	505002	103565	521632	42593	123
12/2014	SE 2	SE 2	TR	115602	505002	103565	521662	233620	31
12/2014	SE 2	SE 2	TR	115602	505002	103565	522130	38295	87
12/2014	SE 2	SE 2	TR	115602	505002	103565	523050	467240	40
12/2014	SE 2	SE 2	TR	115726	505002	103565	520004	10369	878
12/2014	SE 2	SE 2	TR	115726	505002	103565	521632	42593	90
12/2014	SE 2	SE 2	TR	115726	505002	103565	523050	467240	1,801
12/2014	SE 2	SE 2	TR	115727	505002	103565	520004	10369	1,513
12/2014	SE 2	SE 2	TR	115727	505002	103565	521632	42593	68
12/2014	SE 2	SE 2	TR	115727	505002	103565	523017	322045	164
12/2014	SE 2	SE 2	TR	115727	505002	103565	523050	467240	256
12/2014	SE 2	SE 2	TR	116490	505002	103565	520004	10369	52
12/2014	SE 2	SE 2	TR	118617	505264	68285	521632	42593	11
12/2014	SE 2	SE 2	TR	118761	505002	103565	520004	10369	683
12/2014	SE 2	SE 2	TR	118761	505002	103565	523018	322625	42
12/2014	SE 2	SE 2	TR	120095	505002	103565	521632	42593	1,188
12/2014	SE 2	SE 2	TR	120104	505002	103565	522130	38295	138
12/2014	SE 2	SE 2	TR	120114	505002	103565	523063	742883	615
12/2014	SE 2	SE 2	TR	120139	505002	103565	520004	10369	1

**ANR Pipeline Company
 Transportation Services
 Fuel By Route Analysis**

VASCR351

Reporting Year: *January - December 2014*
 Production Period: 12/2014

<u>Production Period</u>	<u>Receipt Segment</u>	<u>Delivery Segment</u>	<u>Service Class</u>	<u>Svc Req Contract</u>	<u>Receipt Location</u>	<u>Receipt Loc Prop</u>	<u>Delivery Location</u>	<u>Delivery Loc Prop</u>	<u>Fuel Quantity</u>
12/2014	SE 2	SE 2	TR	120616	505002	103565	521662	233620	174
12/2014	SE 2	SE 2	TR	120616	505002	103565	523075	1387567	173
12/2014	SE 2	SE 2	TR	120716	505002	103565	521632	42593	87
12/2014	SE 2	SE 2	TR	120802	505002	103565	523050	467240	24
12/2014	SE 2	SE 2	TR	120948	505002	103565	521632	42593	1,460
12/2014	SE 2	SE 2	TR	120948	505002	103565	522110	10410	40
12/2014	SE 2	SE 2	TR	120948	505002	103565	522130	38295	424
12/2014	SE 2	SE 2	TR	121975	505002	103565	523017	322045	724
12/2014	SE 2	SE 2	TR	122080	505002	103565	523050	467240	6
12/2014	SE 2	SE 2	TR	122903	505002	103565	521632	42593	22
12/2014	SE 2	SE 2	TR	123145	505002	103565	521632	42593	558
12/2014	SE 2	SE 2	TR	123651	505002	103565	521632	42593	1,389
12/2014	SE 2	SE 2	TR	124780	505002	103565	520004	10369	1,287
12/2014	SE 2	SE 2	TR	124780	505002	103565	521662	233620	645
12/2014	SE 2	SE 2	TR	124780	505002	103565	523018	322625	279
12/2014	SE 2	SE 2	TR	124780	505002	103565	523050	467240	923
12/2014	SE 2	SE 2	TR	124780	505002	103565	523075	1387567	578
12/2014	SE 2	SE 2	TR	124780	505545	1250766	520004	10369	1,383
12/2014	SE 2	SE 2	TR	124780	505545	1250766	521002	43613	2
12/2014	SE 2	SE 2	TR	124780	505545	1250766	521632	42593	7
12/2014	SE 2	SE 2	TR	124780	505545	1250766	521662	233620	9
12/2014	SE 2	SE 2	TR	124780	505545	1250766	522130	38295	287
12/2014	SE 2	SE 2	TR	124780	505545	1250766	523050	467240	1,559
12/2014	SE 2	SE 2	TR	124997	505002	103565	521662	233620	412
12/2014	SE 2	SE 2	TR	124997	505002	103565	523050	467240	719
12/2014	SE 2	SE 2	TR	124997	505002	103565	523063	742883	1,156
12/2014	SE 2	SE 2	TR	124998	505002	103565	521662	233620	283
12/2014	SE 2	SE 2	TR	124998	505002	103565	523018	322625	6,975
12/2014	SE 2	SE 2	TR	124998	505002	103565	523050	467240	43
12/2014	SE 2	SE 2	TR	124998	505002	103565	523063	742883	215
12/2014	SE 2	SE 2	TR	124998	505002	103565	523075	1387567	496
12/2014	SE 2	SE 2	TR	125040	505002	103565	523072	1261146	31
12/2014	SE 2	SE 2	TR	125173	505002	103565	521632	42593	341

ANR Pipeline Company Transportation Services Fuel By Route Analysis

VASCR351

Reporting Year: *January - December 2014*
 Production Period: 12/2014

<u>Production Period</u>	<u>Receipt Segment</u>	<u>Delivery Segment</u>	<u>Service Class</u>	<u>Svc Req Contract</u>	<u>Receipt Location</u>	<u>Receipt Loc Prop</u>	<u>Delivery Location</u>	<u>Delivery Loc Prop</u>	<u>Fuel Quantity</u>
12/2014	SE 2	SE 2	TR	125173	505545	1250766	521632	42593	341
12/2014	SE 2	SE 2	TR	125205	505002	103565	520004	10369	2,212
12/2014	SE 2	SE 2	TR	125205	505002	103565	523018	322625	121
12/2014	SE 2	SE 2	TR	125205	505002	103565	523063	742883	1,093
	Segment								39,546
12/2014	SE 2	WI 7	TR	820	505002	103565	505025	139257	6,295
12/2014	SE 2	WI 7	TR	109416	505002	103565	521316	28831	1,116
12/2014	SE 2	WI 7	TR	113237	505002	103565	521814	36934	372
12/2014	SE 2	WI 7	TR	115270	505002	103565	505437	395744	3,802
12/2014	SE 2	WI 7	TR	115272	505002	103565	505437	395744	5,542
12/2014	SE 2	WI 7	TR	117334	505002	103565	505021	139253	8,122
12/2014	SE 2	WI 7	TR	120144	505002	103565	521012	40226	64
12/2014	SE 2	WI 7	TR	120144	505002	103565	521168	28834	108
12/2014	SE 2	WI 7	TR	120144	505002	103565	521172	28846	408
12/2014	SE 2	WI 7	TR	120144	505002	103565	521176	28859	178
12/2014	SE 2	WI 7	TR	120144	505002	103565	521178	28883	281
12/2014	SE 2	WI 7	TR	120144	505002	103565	521186	42139	362
12/2014	SE 2	WI 7	TR	120144	505002	103565	521196	28771	173
12/2014	SE 2	WI 7	TR	120144	505002	103565	521246	28844	99
12/2014	SE 2	WI 7	TR	120144	505002	103565	521262	36868	437
12/2014	SE 2	WI 7	TR	120144	505002	103565	521266	28702	170
12/2014	SE 2	WI 7	TR	120144	505002	103565	521314	28661	5
12/2014	SE 2	WI 7	TR	120144	505002	103565	521318	28829	76
12/2014	SE 2	WI 7	TR	120144	505002	103565	521322	28868	290
12/2014	SE 2	WI 7	TR	120144	505002	103565	521324	28794	180
12/2014	SE 2	WI 7	TR	120144	505002	103565	521350	28660	202
12/2014	SE 2	WI 7	TR	120144	505002	103565	521676	100052	197
12/2014	SE 2	WI 7	TR	120144	505002	103565	521814	36934	147
12/2014	SE 2	WI 7	TR	120144	505002	103565	523034	384136	49
	Segment								28,675
12/2014	SW 3	SW 1	TR	120629	502214	179887	523061	737783	726
	Segment								726

ANR Pipeline Company Transportation Services Fuel By Route Analysis

VASCR351

Reporting Year: *January - December 2014*
 Production Period: 12/2014

<u>Production Period</u>	<u>Receipt Segment</u>	<u>Delivery Segment</u>	<u>Service Class</u>	<u>Svc Req Contract</u>	<u>Receipt Location</u>	<u>Receipt Loc Prop</u>	<u>Delivery Location</u>	<u>Delivery Loc Prop</u>	<u>Fuel Quantity</u>
12/2014	SW 4	ME 3	TR	1650	505003	103702	505008	139236	1,364
12/2014	SW 4	ME 3	TR	15350	505003	103702	521534	138745	2,883
12/2014	SW 4	ME 3	TR	110505	505003	103702	520027	295956	79
12/2014	SW 4	ME 3	TR	110505	505003	103702	521540	4223	1
12/2014	SW 4	ME 3	TR	110507	505003	103702	520027	295956	19
12/2014	SW 4	ME 3	TR	110889	505003	103702	521620	16118	26
12/2014	SW 4	ME 3	TR	110948	505003	103702	505007	139235	1,147
12/2014	SW 4	ME 3	TR	114591	505003	103702	520026	38843	10,230
12/2014	SW 4	ME 3	TR	125304	505003	103702	521540	4223	31
12/2014	SW 4	ME 3	TR	125624	505003	103702	521010	40186	589
	Segment								16,369
12/2014	SW 4	MI 7	TR	800	505003	103702	505038	153808	710
12/2014	SW 4	MI 7	TR	5450	505003	103702	505038	153808	7,113
12/2014	SW 4	MI 7	TR	104845	505003	103702	505038	153808	822
12/2014	SW 4	MI 7	TR	108304	505003	103702	505030	139369	17,856
12/2014	SW 4	MI 7	TR	109511	505003	103702	505108	243097	384
12/2014	SW 4	MI 7	TR	109511	505003	103702	521074	40470	1,850
12/2014	SW 4	MI 7	TR	109511	505003	103702	521104	40849	33,052
12/2014	SW 4	MI 7	TR	109511	505003	103702	521142	40477	2,742
12/2014	SW 4	MI 7	TR	109511	505003	103702	521144	11580	1,363
12/2014	SW 4	MI 7	TR	109511	505003	103702	521624	4375	2,304
12/2014	SW 4	MI 7	TR	109511	505003	103702	521932	138744	17,856
12/2014	SW 4	MI 7	TR	110505	505003	103702	521016	4196	1,271
12/2014	SW 4	MI 7	TR	110505	505003	103702	521080	138675	223
12/2014	SW 4	MI 7	TR	110505	505003	103702	521116	42078	2,730
12/2014	SW 4	MI 7	TR	110505	505003	103702	521118	11578	86
12/2014	SW 4	MI 7	TR	110505	505003	103702	521124	11562	106
12/2014	SW 4	MI 7	TR	110505	505003	103702	521138	11680	116
12/2014	SW 4	MI 7	TR	110505	505003	103702	521142	40477	620
12/2014	SW 4	MI 7	TR	110505	505003	103702	521144	11580	62
12/2014	SW 4	MI 7	TR	110505	505003	103702	521146	11785	62
12/2014	SW 4	MI 7	TR	110505	505003	103702	521152	11589	279
12/2014	SW 4	MI 7	TR	110505	505003	103702	521160	11590	93

**ANR Pipeline Company
 Transportation Services
 Fuel By Route Analysis**
VASCR351

 Reporting Year: *January - December 2014*
 Production Period: 12/2014

<u>Production Period</u>	<u>Receipt Segment</u>	<u>Delivery Segment</u>	<u>Service Class</u>	<u>Svc Req Contract</u>	<u>Receipt Location</u>	<u>Receipt Loc Prop</u>	<u>Delivery Location</u>	<u>Delivery Loc Prop</u>	<u>Fuel Quantity</u>
12/2014	SW 4	MI 7	TR	110505	505003	103702	521670	40468	406
12/2014	SW 4	MI 7	TR	110505	505003	103702	521932	138744	281
12/2014	SW 4	MI 7	TR	110505	505003	103702	521948	4492	17
12/2014	SW 4	MI 7	TR	110506	505003	103702	521080	138675	300
12/2014	SW 4	MI 7	TR	110506	505003	103702	521116	42078	4,317
12/2014	SW 4	MI 7	TR	110506	505003	103702	521932	138744	1,335
12/2014	SW 4	MI 7	TR	110507	505003	103702	521116	42078	570
12/2014	SW 4	MI 7	TR	110884	505003	103702	505038	153808	469
12/2014	SW 4	MI 7	TR	110884	505003	103702	505108	243097	1,156
12/2014	SW 4	MI 7	TR	110884	505003	103702	521008	11616	768
12/2014	SW 4	MI 7	TR	110884	505003	103702	521116	42078	25,173
12/2014	SW 4	MI 7	TR	110884	505003	103702	521690	40892	384
12/2014	SW 4	MI 7	TR	110885	505003	103702	505038	153808	2,214
12/2014	SW 4	MI 7	TR	110885	505003	103702	505108	243097	5,956
12/2014	SW 4	MI 7	TR	110885	505003	103702	521116	42078	150
12/2014	SW 4	MI 7	TR	110885	505003	103702	521118	11578	952
12/2014	SW 4	MI 7	TR	110885	505003	103702	521122	11751	254
12/2014	SW 4	MI 7	TR	110885	505003	103702	521124	11562	301
12/2014	SW 4	MI 7	TR	110885	505003	103702	521138	11680	308
12/2014	SW 4	MI 7	TR	110885	505003	103702	521142	40477	300
12/2014	SW 4	MI 7	TR	110885	505003	103702	521144	11580	200
12/2014	SW 4	MI 7	TR	110885	505003	103702	521146	11785	270
12/2014	SW 4	MI 7	TR	110885	505003	103702	521162	11748	40
12/2014	SW 4	MI 7	TR	110885	505003	103702	521636	22992	2,250
12/2014	SW 4	MI 7	TR	110885	505003	103702	521670	40468	568
12/2014	SW 4	MI 7	TR	110885	505003	103702	521932	138744	20
12/2014	SW 4	MI 7	TR	110885	505003	103702	521985	278172	762
12/2014	SW 4	MI 7	TR	110889	505003	103702	505038	153808	263
12/2014	SW 4	MI 7	TR	110889	505003	103702	521008	11616	1,374
12/2014	SW 4	MI 7	TR	110889	505003	103702	521074	40470	55
12/2014	SW 4	MI 7	TR	110889	505003	103702	521118	11578	144
12/2014	SW 4	MI 7	TR	110889	505003	103702	521138	11680	4
12/2014	SW 4	MI 7	TR	110889	505003	103702	521142	40477	651

**ANR Pipeline Company
 Transportation Services
 Fuel By Route Analysis**

VASCR351

Reporting Year: *January - December 2014*
 Production Period: 12/2014

<u>Production Period</u>	<u>Receipt Segment</u>	<u>Delivery Segment</u>	<u>Service Class</u>	<u>Svc Req Contract</u>	<u>Receipt Location</u>	<u>Receipt Loc Prop</u>	<u>Delivery Location</u>	<u>Delivery Loc Prop</u>	<u>Fuel Quantity</u>
12/2014	SW 4	MI 7	TR	110889	505003	103702	521144	11580	270
12/2014	SW 4	MI 7	TR	110889	505003	103702	521146	11785	120
12/2014	SW 4	MI 7	TR	110889	505003	103702	521154	11574	27
12/2014	SW 4	MI 7	TR	110889	505003	103702	521156	11572	14
12/2014	SW 4	MI 7	TR	110889	505003	103702	521158	11581	15
12/2014	SW 4	MI 7	TR	110889	505003	103702	521162	11748	1,034
12/2014	SW 4	MI 7	TR	110889	505003	103702	521690	40892	304
12/2014	SW 4	MI 7	TR	110889	505003	103702	523052	467243	822
12/2014	SW 4	MI 7	TR	110949	505003	103702	505028	139366	3,441
12/2014	SW 4	MI 7	TR	113372	505003	103702	521116	42078	2,158
12/2014	SW 4	MI 7	TR	113372	505003	103702	521138	11680	130
12/2014	SW 4	MI 7	TR	113372	505003	103702	521160	11590	185
12/2014	SW 4	MI 7	TR	113372	505003	103702	521636	22992	113
12/2014	SW 4	MI 7	TR	113372	505003	103702	521670	40468	1,166
12/2014	SW 4	MI 7	TR	113372	505003	103702	521932	138744	385
12/2014	SW 4	MI 7	TR	113372	505003	103702	521948	4492	969
12/2014	SW 4	MI 7	TR	113372	505003	103702	521962	139401	63
12/2014	SW 4	MI 7	TR	113372	505003	103702	521985	278172	823
12/2014	SW 4	MI 7	TR	114497	505003	103702	505108	243097	2,792
12/2014	SW 4	MI 7	TR	114497	505003	103702	510005	246067	80
12/2014	SW 4	MI 7	TR	114497	505003	103702	521116	42078	276
12/2014	SW 4	MI 7	TR	114497	505003	103702	521985	278172	835
12/2014	SW 4	MI 7	TR	118145	505003	103702	521116	42078	495
12/2014	SW 4	MI 7	TR	118145	505003	103702	521962	139401	18,570
12/2014	SW 4	MI 7	TR	122067	505003	103702	521102	11674	6,073
12/2014	SW 4	MI 7	TR	122067	505003	103702	521106	11747	6,073
12/2014	SW 4	MI 7	TR	122247	505003	103702	521102	11674	6,964
12/2014	SW 4	MI 7	TR	122247	505003	103702	521106	11747	6,965
12/2014	SW 4	MI 7	TR	122247	505003	103702	521110	11803	3,922
12/2014	SW 4	MI 7	TR	122262	505003	103702	505108	243097	14
12/2014	SW 4	MI 7	TR	122262	505003	103702	521116	42078	14,450
12/2014	SW 4	MI 7	TR	122262	505003	103702	521636	22992	9,343
12/2014	SW 4	MI 7	TR	122262	505003	103702	521962	139401	3

**ANR Pipeline Company
 Transportation Services
 Fuel By Route Analysis**

VASCR351

Reporting Year: *January - December 2014*
 Production Period: 12/2014

<u>Production Period</u>	<u>Receipt Segment</u>	<u>Delivery Segment</u>	<u>Service Class</u>	<u>Svc Req Contract</u>	<u>Receipt Location</u>	<u>Receipt Loc Prop</u>	<u>Delivery Location</u>	<u>Delivery Loc Prop</u>	<u>Fuel Quantity</u>
12/2014	SW 4	MI 7	TR	122271	505003	103702	505038	153808	11,602
12/2014	SW 4	MI 7	TR	122271	505003	103702	505108	243097	2,836
12/2014	SW 4	MI 7	TR	122271	505003	103702	521690	40892	34,040
12/2014	SW 4	MI 7	TR	122271	505003	103702	523008	312117	2,580
12/2014	SW 4	MI 7	TR	123822	505003	103702	505108	243097	1,600
12/2014	SW 4	MI 7	TR	123822	505003	103702	521690	40892	16,254
12/2014	SW 4	MI 7	TR	123823	505003	103702	521116	42078	384
12/2014	SW 4	MI 7	TR	123823	505003	103702	521636	22992	10,758
12/2014	SW 4	MI 7	TR	123824	505003	103702	505038	153808	221
12/2014	SW 4	MI 7	TR	123824	505003	103702	505108	243097	454
12/2014	SW 4	MI 7	TR	123824	505003	103702	521008	11616	15,480
12/2014	SW 4	MI 7	TR	123824	505003	103702	521116	42078	8,586
12/2014	SW 4	MI 7	TR	123824	505003	103702	521985	278172	3,937
12/2014	SW 4	MI 7	TR	123825	505003	103702	521116	42078	58
12/2014	SW 4	MI 7	TR	123825	505003	103702	521636	22992	11,847
12/2014	SW 4	MI 7	TR	123827	505003	103702	521008	11616	4,368
12/2014	SW 4	MI 7	TR	123827	505003	103702	523052	467243	1,396
12/2014	SW 4	MI 7	TR	123841	505003	103702	521116	42078	16,658
12/2014	SW 4	MI 7	TR	124570	505003	103702	505108	243097	870
12/2014	SW 4	MI 7	TR	125057	505003	103702	505108	243097	783
12/2014	SW 4	MI 7	TR	125057	505003	103702	521116	42078	10,328
12/2014	SW 4	MI 7	TR	125058	505003	103702	521008	11616	15,337
12/2014	SW 4	MI 7	TR	125058	505003	103702	521116	42078	2,413
12/2014	SW 4	MI 7	TR	125058	505003	103702	521636	22992	6,059
12/2014	SW 4	MI 7	TR	125059	505003	103702	521016	4196	6
12/2014	SW 4	MI 7	TR	125059	505003	103702	521116	42078	9,869
12/2014	SW 4	MI 7	TR	125059	505003	103702	521636	22992	1,267
12/2014	SW 4	MI 7	TR	125229	505003	103702	521948	4492	62
12/2014	SW 4	MI 7	TR	125308	505003	103702	521948	4492	31
12/2014	SW 4	MI 7	TR	125325	505003	103702	521932	138744	2
12/2014	SW 4	MI 7	TR	125325	505003	103702	521948	4492	60
12/2014	SW 4	MI 7	TR	125348	505003	103702	521948	4492	31
12/2014	SW 4	MI 7	TR	125478	505003	103702	521158	11581	31

**ANR Pipeline Company
 Transportation Services
 Fuel By Route Analysis**

VASCR351

Reporting Year: *January - December 2014*
 Production Period: 12/2014

<u>Production Period</u>	<u>Receipt Segment</u>	<u>Delivery Segment</u>	<u>Service Class</u>	<u>Svc Req Contract</u>	<u>Receipt Location</u>	<u>Receipt Loc Prop</u>	<u>Delivery Location</u>	<u>Delivery Loc Prop</u>	<u>Fuel Quantity</u>
12/2014	SW 4	MI 7	TR	125479	505003	103702	521158	11581	155
12/2014	SW 4	MI 7	TR	125510	505003	103702	505108	243097	1,318
12/2014	SW 4	MI 7	TR	125510	505003	103702	521116	42078	109
12/2014	SW 4	MI 7	TR	125510	505003	103702	521932	138744	1,416
12/2014	SW 4	MI 7	TR	125525	505003	103702	521138	11680	7
12/2014	SW 4	MI 7	TR	125525	505003	103702	521158	11581	89
12/2014	SW 4	MI 7	TR	125608	505003	103702	505017	139249	28,388
	Segment								454,496
12/2014	SW 4	MW 5	TR	111657	505003	103702	521656	284918	1,116
12/2014	SW 4	MW 5	TR	121091	505003	103702	521408	12999	31
12/2014	SW 4	MW 5	TR	124790	505003	103702	521600	40285	31
12/2014	SW 4	MW 5	TR	124953	505003	103702	521600	40285	31
12/2014	SW 4	MW 5	TR	125065	505003	103702	521656	284918	503
12/2014	SW 4	MW 5	TR	125525	505003	103702	521656	284918	53
12/2014	SW 4	MW 5	TR	125550	505003	103702	521408	12999	124
12/2014	SW 4	MW 5	TR	125578	505003	103702	521656	284918	54
12/2014	SW 4	MW 5	TS	123146	505003	103702	521596	5227	70
12/2014	SW 4	MW 5	TS	123174	505003	103702	521398	5588	31
	Segment								2,044
12/2014	SW 4	MW 6	TR	700	505003	103702	505014	139246	1,922
12/2014	SW 4	MW 6	TR	108861	505003	103702	521498	4857	650
12/2014	SW 4	MW 6	TR	108986	505003	103702	505005	139233	2,279
12/2014	SW 4	MW 6	TR	108986	505003	103702	521658	3605	96
12/2014	SW 4	MW 6	TR	110185	505003	103702	505013	139241	2,489
12/2014	SW 4	MW 6	TR	110185	505003	103702	521086	103709	381
12/2014	SW 4	MW 6	TR	110185	505003	103702	521470	4738	1,331
12/2014	SW 4	MW 6	TR	110185	505003	103702	521482	4741	1,067
12/2014	SW 4	MW 6	TR	110291	505003	103702	521438	4614	4,154
12/2014	SW 4	MW 6	TR	110885	505003	103702	521086	103709	333
12/2014	SW 4	MW 6	TR	110889	505003	103702	521470	4738	651
12/2014	SW 4	MW 6	TR	113155	505003	103702	521470	4738	3,596
12/2014	SW 4	MW 6	TR	113372	505003	103702	521470	4738	403

**ANR Pipeline Company
 Transportation Services
 Fuel By Route Analysis**

VASCR351

Reporting Year: *January - December 2014*
 Production Period: 12/2014

<u>Production Period</u>	<u>Receipt Segment</u>	<u>Delivery Segment</u>	<u>Service Class</u>	<u>Svc Req Contract</u>	<u>Receipt Location</u>	<u>Receipt Loc Prop</u>	<u>Delivery Location</u>	<u>Delivery Loc Prop</u>	<u>Fuel Quantity</u>
12/2014	SW 4	MW 6	TR	113372	505003	103702	521482	4741	310
12/2014	SW 4	MW 6	TR	113372	505003	103702	521506	3797	8
12/2014	SW 4	MW 6	TR	114497	505003	103702	521506	3797	93
12/2014	SW 4	MW 6	TR	116236	505003	103702	521438	4614	4,909
12/2014	SW 4	MW 6	TR	120554	505003	103702	521400	13135	62
12/2014	SW 4	MW 6	TR	120554	505003	103702	521420	4602	620
12/2014	SW 4	MW 6	TR	120554	505003	103702	521434	4619	62
12/2014	SW 4	MW 6	TR	121091	505003	103702	521420	4602	59
12/2014	SW 4	MW 6	TR	123406	505003	103702	505013	139241	11,391
12/2014	SW 4	MW 6	TR	123406	505003	103702	521434	4619	1,551
12/2014	SW 4	MW 6	TR	123406	505003	103702	521470	4738	1,366
12/2014	SW 4	MW 6	TR	123406	505003	103702	521482	4741	93
12/2014	SW 4	MW 6	TR	123850	505003	103702	521428	40193	1,457
12/2014	SW 4	MW 6	TR	124212	505003	103702	521482	4741	2,668
12/2014	SW 4	MW 6	TR	124570	505003	103702	521440	4616	3,607
12/2014	SW 4	MW 6	TR	124790	505003	103702	521400	13135	30
12/2014	SW 4	MW 6	TR	124790	505003	103702	521420	4602	94
12/2014	SW 4	MW 6	TR	124953	505003	103702	521400	13135	460
12/2014	SW 4	MW 6	TR	124953	505003	103702	521420	4602	2,198
12/2014	SW 4	MW 6	TR	124953	505003	103702	521482	4741	1,092
12/2014	SW 4	MW 6	TR	125525	505003	103702	521420	4602	2,041
12/2014	SW 4	MW 6	TR	125525	505003	103702	521470	4738	33
12/2014	SW 4	MW 6	TR	125529	505003	103702	521434	4619	2,077
12/2014	SW 4	MW 6	TR	125564	505003	103702	521400	13135	315
12/2014	SW 4	MW 6	TR	125564	505003	103702	521426	40183	39
12/2014	SW 4	MW 6	TR	125564	505003	103702	521434	4619	94
12/2014	SW 4	MW 6	TR	125564	505003	103702	521436	4561	204
12/2014	SW 4	MW 6	TR	125564	505003	103702	521482	4741	5,002
12/2014	SW 4	MW 6	TR	125564	505003	103702	521608	171759	155
12/2014	SW 4	MW 6	TR	125608	505003	103702	521432	4691	173
12/2014	SW 4	MW 6	TR	125608	505003	103702	521434	4619	259
12/2014	SW 4	MW 6	TR	125608	505003	103702	521470	4738	168
12/2014	SW 4	MW 6	TR	125608	505003	103702	521506	3797	31

ANR Pipeline Company Transportation Services Fuel By Route Analysis
--

VASCR351

 Reporting Year: *January - December 2014*
 Production Period: 12/2014

<u>Production Period</u>	<u>Receipt Segment</u>	<u>Delivery Segment</u>	<u>Service Class</u>	<u>Svc Req Contract</u>	<u>Receipt Location</u>	<u>Receipt Loc Prop</u>	<u>Delivery Location</u>	<u>Delivery Loc Prop</u>	<u>Fuel Quantity</u>
12/2014	SW 4	SW 5	TR	120629	510034	187481	522116	278352	240
	Segment								240
12/2014	SW 4	WI 7	TR	800	505003	103702	505025	139257	13,829
12/2014	SW 4	WI 7	TR	5450	505003	103702	505026	139258	73,331
12/2014	SW 4	WI 7	TR	104845	505003	103702	505025	139257	7,672
12/2014	SW 4	WI 7	TR	107873	505003	103702	521172	28846	17,484
12/2014	SW 4	WI 7	TR	107893	505003	103702	505024	139256	9,362
12/2014	SW 4	WI 7	TR	108268	505003	103702	505016	139248	11,904
12/2014	SW 4	WI 7	TR	109665	505003	103702	521370	28788	186
12/2014	SW 4	WI 7	TR	109975	505003	103702	521164	28842	185
12/2014	SW 4	WI 7	TR	109975	505003	103702	523034	384136	11,719
12/2014	SW 4	WI 7	TR	110885	505003	103702	521012	40226	1,921
12/2014	SW 4	WI 7	TR	110885	505003	103702	521164	28842	3,047
12/2014	SW 4	WI 7	TR	110885	505003	103702	521172	28846	8,283
12/2014	SW 4	WI 7	TR	110885	505003	103702	521180	28875	2,496
12/2014	SW 4	WI 7	TR	110885	505003	103702	521196	28771	320
12/2014	SW 4	WI 7	TR	110885	505003	103702	521202	28682	299
12/2014	SW 4	WI 7	TR	110885	505003	103702	521246	28844	3,615
12/2014	SW 4	WI 7	TR	110885	505003	103702	521250	28841	4,509
12/2014	SW 4	WI 7	TR	110885	505003	103702	521262	36868	4,747
12/2014	SW 4	WI 7	TR	110885	505003	103702	521266	28702	312
12/2014	SW 4	WI 7	TR	110885	505003	103702	521298	28736	332
12/2014	SW 4	WI 7	TR	110885	505003	103702	521314	28661	884
12/2014	SW 4	WI 7	TR	110885	505003	103702	521316	28831	1,184
12/2014	SW 4	WI 7	TR	110885	505003	103702	521322	28868	900
12/2014	SW 4	WI 7	TR	110885	505003	103702	521344	28734	558
12/2014	SW 4	WI 7	TR	110885	505003	103702	521650	269472	91
12/2014	SW 4	WI 7	TR	110885	505003	103702	521676	100052	6,143
12/2014	SW 4	WI 7	TR	110885	505003	103702	521784	28720	2,029
12/2014	SW 4	WI 7	TR	110885	505003	103702	523032	384134	657
12/2014	SW 4	WI 7	TR	110885	505003	103702	523034	384136	2,293
12/2014	SW 4	WI 7	TR	112883	505003	103702	505024	139256	6,665
12/2014	SW 4	WI 7	TR	112891	505003	103702	521172	28846	12,400

ANR Pipeline Company Transportation Services Fuel By Route Analysis
--

VASCR351

 Reporting Year: *January - December 2014*
 Production Period: 12/2014

<u>Production Period</u>	<u>Receipt Segment</u>	<u>Delivery Segment</u>	<u>Service Class</u>	<u>Svc Req Contract</u>	<u>Receipt Location</u>	<u>Receipt Loc Prop</u>	<u>Delivery Location</u>	<u>Delivery Loc Prop</u>	<u>Fuel Quantity</u>
12/2014	SW 4	WI 7	TR	112923	505003	103702	521172	28846	18,104
12/2014	SW 4	WI 7	TR	112924	505003	103702	505024	139256	9,796
12/2014	SW 4	WI 7	TR	113238	505003	103702	521814	36934	1,147
12/2014	SW 4	WI 7	TR	113372	505003	103702	521172	28846	553
12/2014	SW 4	WI 7	TR	113372	505003	103702	521180	28875	124
12/2014	SW 4	WI 7	TR	113372	505003	103702	521190	28825	24
12/2014	SW 4	WI 7	TR	113372	505003	103702	521246	28844	81
12/2014	SW 4	WI 7	TR	113372	505003	103702	521262	36868	536
12/2014	SW 4	WI 7	TR	113372	505003	103702	521266	28702	334
12/2014	SW 4	WI 7	TR	113372	505003	103702	521314	28661	302
12/2014	SW 4	WI 7	TR	113372	505003	103702	521784	28720	244
12/2014	SW 4	WI 7	TR	114497	505003	103702	521012	40226	154
12/2014	SW 4	WI 7	TR	114497	505003	103702	521168	28834	25
12/2014	SW 4	WI 7	TR	114497	505003	103702	521172	28846	1,441
12/2014	SW 4	WI 7	TR	114497	505003	103702	521176	28859	30
12/2014	SW 4	WI 7	TR	114497	505003	103702	521178	28883	664
12/2014	SW 4	WI 7	TR	114497	505003	103702	521196	28771	842
12/2014	SW 4	WI 7	TR	114497	505003	103702	521200	28679	78
12/2014	SW 4	WI 7	TR	114497	505003	103702	521202	28682	91
12/2014	SW 4	WI 7	TR	114497	505003	103702	521204	28672	108
12/2014	SW 4	WI 7	TR	114497	505003	103702	521210	28828	491
12/2014	SW 4	WI 7	TR	114497	505003	103702	521214	40197	127
12/2014	SW 4	WI 7	TR	114497	505003	103702	521218	28865	55
12/2014	SW 4	WI 7	TR	114497	505003	103702	521222	28765	3
12/2014	SW 4	WI 7	TR	114497	505003	103702	521230	28819	92
12/2014	SW 4	WI 7	TR	114497	505003	103702	521238	28836	97
12/2014	SW 4	WI 7	TR	114497	505003	103702	521240	28759	181
12/2014	SW 4	WI 7	TR	114497	505003	103702	521242	139405	76
12/2014	SW 4	WI 7	TR	114497	505003	103702	521246	28844	771
12/2014	SW 4	WI 7	TR	114497	505003	103702	521248	28811	72
12/2014	SW 4	WI 7	TR	114497	505003	103702	521262	36868	491
12/2014	SW 4	WI 7	TR	114497	505003	103702	521266	28702	1,659
12/2014	SW 4	WI 7	TR	114497	505003	103702	521288	28670	60

**ANR Pipeline Company
 Transportation Services
 Fuel By Route Analysis**
VASCR351

 Reporting Year: *January - December 2014*
 Production Period: 12/2014

<u>Production Period</u>	<u>Receipt Segment</u>	<u>Delivery Segment</u>	<u>Service Class</u>	<u>Svc Req Contract</u>	<u>Receipt Location</u>	<u>Receipt Loc Prop</u>	<u>Delivery Location</u>	<u>Delivery Loc Prop</u>	<u>Fuel Quantity</u>
12/2014	SW 4	WI 7	TR	114497	505003	103702	521298	28736	210
12/2014	SW 4	WI 7	TR	114497	505003	103702	521310	28743	32
12/2014	SW 4	WI 7	TR	114497	505003	103702	521314	28661	207
12/2014	SW 4	WI 7	TR	114497	505003	103702	521316	28831	405
12/2014	SW 4	WI 7	TR	114497	505003	103702	521320	28740	112
12/2014	SW 4	WI 7	TR	114497	505003	103702	521322	28868	50
12/2014	SW 4	WI 7	TR	114497	505003	103702	521336	28738	336
12/2014	SW 4	WI 7	TR	114497	505003	103702	521338	28700	224
12/2014	SW 4	WI 7	TR	114497	505003	103702	521344	28734	93
12/2014	SW 4	WI 7	TR	114497	505003	103702	521362	28733	42
12/2014	SW 4	WI 7	TR	114497	505003	103702	521374	28662	266
12/2014	SW 4	WI 7	TR	114497	505003	103702	521382	174790	56
12/2014	SW 4	WI 7	TR	114497	505003	103702	521650	269472	121
12/2014	SW 4	WI 7	TR	114497	505003	103702	521676	100052	670
12/2014	SW 4	WI 7	TR	114497	505003	103702	521758	28855	16
12/2014	SW 4	WI 7	TR	114497	505003	103702	521784	28720	396
12/2014	SW 4	WI 7	TR	114497	505003	103702	521786	28798	614
12/2014	SW 4	WI 7	TR	114497	505003	103702	521812	40304	50
12/2014	SW 4	WI 7	TR	114497	505003	103702	521814	36934	216
12/2014	SW 4	WI 7	TR	114497	505003	103702	523032	384134	121
12/2014	SW 4	WI 7	TR	114497	505003	103702	523034	384136	1,148
12/2014	SW 4	WI 7	TR	115269	505003	103702	505437	395744	29,791
12/2014	SW 4	WI 7	TR	117331	505003	103702	505021	139253	12,865
12/2014	SW 4	WI 7	TR	122067	505003	103702	521108	11702	4,532
12/2014	SW 4	WI 7	TR	123649	505003	103702	521316	28831	806
12/2014	SW 4	WI 7	TR	125046	505003	103702	521172	28846	72
12/2014	SW 4	WI 7	TR	125046	505003	103702	521176	28859	351
12/2014	SW 4	WI 7	TR	125046	505003	103702	521188	28862	193
12/2014	SW 4	WI 7	TR	125046	505003	103702	521246	28844	78
12/2014	SW 4	WI 7	TR	125046	505003	103702	521266	28702	989
12/2014	SW 4	WI 7	TR	125046	505003	103702	521314	28661	3,935
12/2014	SW 4	WI 7	TR	125046	505003	103702	521676	100052	2,649
12/2014	SW 4	WI 7	TR	125046	505003	103702	521810	36869	69

**ANR Pipeline Company
 Transportation Services
 Fuel By Route Analysis**

VASCR351

Reporting Year: *January - December 2014*
 Production Period: 12/2014

<u>Production Period</u>	<u>Receipt Segment</u>	<u>Delivery Segment</u>	<u>Service Class</u>	<u>Svc Req Contract</u>	<u>Receipt Location</u>	<u>Receipt Loc Prop</u>	<u>Delivery Location</u>	<u>Delivery Loc Prop</u>	<u>Fuel Quantity</u>
12/2014	SW 4	WI 7	TR	125117	505003	103702	521314	28661	8,928
12/2014	SW 4	WI 7	TR	125510	505003	103702	510033	28873	109
12/2014	SW 4	WI 7	TR	125510	505003	103702	521250	28841	108
12/2014	SW 4	WI 7	TR	125510	505003	103702	521650	269472	231
12/2014	SW 4	WI 7	TR	125510	505003	103702	523032	384134	109
12/2014	SW 4	WI 7	TR	125525	505003	103702	521012	40226	162
12/2014	SW 4	WI 7	TR	125525	505003	103702	521034	183670	79
12/2014	SW 4	WI 7	TR	125525	505003	103702	521172	28846	235
12/2014	SW 4	WI 7	TR	125525	505003	103702	521176	28859	414
12/2014	SW 4	WI 7	TR	125525	505003	103702	521178	28883	91
12/2014	SW 4	WI 7	TR	125525	505003	103702	521180	28875	180
12/2014	SW 4	WI 7	TR	125525	505003	103702	521188	28862	341
12/2014	SW 4	WI 7	TR	125525	505003	103702	521198	28782	125
12/2014	SW 4	WI 7	TR	125525	505003	103702	521200	28679	25
12/2014	SW 4	WI 7	TR	125525	505003	103702	521210	28828	243
12/2014	SW 4	WI 7	TR	125525	505003	103702	521218	28865	7
12/2014	SW 4	WI 7	TR	125525	505003	103702	521240	28759	339
12/2014	SW 4	WI 7	TR	125525	505003	103702	521246	28844	147
12/2014	SW 4	WI 7	TR	125525	505003	103702	521248	28811	6
12/2014	SW 4	WI 7	TR	125525	505003	103702	521250	28841	79
12/2014	SW 4	WI 7	TR	125525	505003	103702	521266	28702	1,275
12/2014	SW 4	WI 7	TR	125525	505003	103702	521314	28661	3,107
12/2014	SW 4	WI 7	TR	125525	505003	103702	521394	36936	367
12/2014	SW 4	WI 7	TR	125525	505003	103702	521676	100052	1,890
12/2014	SW 4	WI 7	TR	125525	505003	103702	521786	28798	26
12/2014	SW 4	WI 7	TR	125525	505003	103702	521810	36869	180
12/2014	SW 4	WI 7	TR	125564	505003	103702	521260	36867	1,064
12/2014	SW 4	WI 7	TR	125564	505003	103702	521812	40304	260
12/2014	SW 4	WI 7	TR	125608	505003	103702	523034	384136	77
12/2014	SW 4	WI 7	TS	123061	505003	103702	521396	150407	411
12/2014	SW 4	WI 7	TS	123220	505003	103702	521392	28730	1,995
	Segment								332,535
12/2014	WI 7	MI 7	TR	109218	505023	139255	505038	153808	112

ANR Pipeline Company Transportation Services Fuel By Route Analysis
--

VASCR351

 Reporting Year: *January - December 2014*
 Production Period: 12/2014

<u>Production Period</u>	<u>Receipt Segment</u>	<u>Delivery Segment</u>	<u>Service Class</u>	<u>Svc Req Contract</u>	<u>Receipt Location</u>	<u>Receipt Loc Prop</u>	<u>Delivery Location</u>	<u>Delivery Loc Prop</u>	<u>Fuel Quantity</u>
12/2014	WI 7	MI 7	TR	111200	510006	28808	505038	153808	62
12/2014	WI 7	MI 7	TR	111403	510006	28808	505038	153808	54
12/2014	WI 7	MI 7	TR	112565	521650	269472	505038	153808	178
12/2014	WI 7	MI 7	TR	113181	510006	28808	521116	42078	13
12/2014	WI 7	MI 7	TR	116064	510006	28808	505038	153808	36
12/2014	WI 7	MI 7	TR	124939	510006	28808	505038	153808	3
12/2014	WI 7	MI 7	TR	124939	510006	28808	521030	282436	3
12/2014	WI 7	MI 7	TR	125510	510006	28808	505038	153808	15
12/2014	WI 7	MI 7	TR	125590	510006	28808	505038	153808	22
12/2014	WI 7	MI 7	TR	125590	510006	28808	521116	42078	43
12/2014	WI 7	MI 7	TR	125590	510006	28808	521138	11680	38
12/2014	WI 7	MI 7	TR	125590	510006	28808	521156	11572	37
12/2014	WI 7	MI 7	TR	125627	510006	28808	521116	42078	174
		Segment							790
12/2014	WI 7	WI 7	TR	107873	510033	28873	505023	139255	2,930
12/2014	WI 7	WI 7	TR	109974	521164	28842	521256	174788	60
12/2014	WI 7	WI 7	TR	109974	521164	28842	521784	28720	97
12/2014	WI 7	WI 7	TR	109974	521164	28842	521786	28798	68
12/2014	WI 7	WI 7	TR	109974	521164	28842	523034	384136	91
12/2014	WI 7	WI 7	TR	109974	523034	384136	521250	28841	85
12/2014	WI 7	WI 7	TR	109974	523034	384136	521256	174788	18
12/2014	WI 7	WI 7	TR	109974	523034	384136	521786	28798	52
12/2014	WI 7	WI 7	TR	110885	510041	11661	521012	40226	42
12/2014	WI 7	WI 7	TR	110885	510041	11661	521164	28842	208
12/2014	WI 7	WI 7	TR	110885	510041	11661	521172	28846	228
12/2014	WI 7	WI 7	TR	110885	510041	11661	521180	28875	100
12/2014	WI 7	WI 7	TR	110885	510041	11661	521196	28771	1
12/2014	WI 7	WI 7	TR	110885	510041	11661	521246	28844	63
12/2014	WI 7	WI 7	TR	110885	510041	11661	521250	28841	123
12/2014	WI 7	WI 7	TR	110885	510041	11661	521266	28702	39
12/2014	WI 7	WI 7	TR	110885	510041	11661	521314	28661	35
12/2014	WI 7	WI 7	TR	110885	510041	11661	521316	28831	90
12/2014	WI 7	WI 7	TR	110885	510041	11661	521676	100052	59

ANR Pipeline Company Transportation Services Fuel By Route Analysis
--

VASCR351

 Reporting Year: *January - December 2014*
 Production Period: 12/2014

<u>Production Period</u>	<u>Receipt Segment</u>	<u>Delivery Segment</u>	<u>Service Class</u>	<u>Svc Req Contract</u>	<u>Receipt Location</u>	<u>Receipt Loc Prop</u>	<u>Delivery Location</u>	<u>Delivery Loc Prop</u>	<u>Fuel Quantity</u>
12/2014	WI 7	WI 7	TR	110885	510041	11661	523032	384134	456
12/2014	WI 7	WI 7	TR	110885	510041	11661	523034	384136	1,235
12/2014	WI 7	WI 7	TR	111972	510041	11661	521012	40226	186
12/2014	WI 7	WI 7	TR	112891	510033	28873	505023	139255	1,401
12/2014	WI 7	WI 7	TR	112923	510033	28873	505023	139255	2,546
12/2014	WI 7	WI 7	TR	113963	510041	11661	521336	28738	31
12/2014	WI 7	WI 7	TR	113975	510041	11661	521370	28788	62
12/2014	WI 7	WI 7	TR	113992	510041	11661	521386	174791	31
12/2014	WI 7	WI 7	TR	113994	510041	11661	521784	28720	124
12/2014	WI 7	WI 7	TR	113998	510041	11661	521200	28679	31
12/2014	WI 7	WI 7	TR	113999	510041	11661	521230	28819	62
12/2014	WI 7	WI 7	TR	114000	510041	11661	521174	28778	62
12/2014	WI 7	WI 7	TR	114003	510041	11661	521238	28836	31
12/2014	WI 7	WI 7	TR	114004	510041	11661	521012	40226	124
12/2014	WI 7	WI 7	TR	114005	510041	11661	521676	100052	155
12/2014	WI 7	WI 7	TR	114006	510041	11661	521190	28825	31
12/2014	WI 7	WI 7	TR	114007	510041	11661	521168	28834	155
12/2014	WI 7	WI 7	TR	114497	510006	28808	521172	28846	70
12/2014	WI 7	WI 7	TR	114497	510006	28808	521178	28883	19
12/2014	WI 7	WI 7	TR	114497	510006	28808	521196	28771	26
12/2014	WI 7	WI 7	TR	114497	510006	28808	521200	28679	69
12/2014	WI 7	WI 7	TR	114497	510006	28808	521204	28672	116
12/2014	WI 7	WI 7	TR	114497	510006	28808	521214	40197	23
12/2014	WI 7	WI 7	TR	114497	510006	28808	521222	28765	1
12/2014	WI 7	WI 7	TR	114497	510006	28808	521230	28819	36
12/2014	WI 7	WI 7	TR	114497	510006	28808	521240	28759	263
12/2014	WI 7	WI 7	TR	114497	510006	28808	521242	139405	28
12/2014	WI 7	WI 7	TR	114497	510006	28808	521248	28811	9
12/2014	WI 7	WI 7	TR	114497	510006	28808	521262	36868	239
12/2014	WI 7	WI 7	TR	114497	510006	28808	521288	28670	48
12/2014	WI 7	WI 7	TR	114497	510006	28808	521310	28743	50
12/2014	WI 7	WI 7	TR	114497	510006	28808	521316	28831	8
12/2014	WI 7	WI 7	TR	114497	510006	28808	521320	28740	2

ANR Pipeline Company Transportation Services Fuel By Route Analysis
--

VASCR351

 Reporting Year: *January - December 2014*
 Production Period: 12/2014

<u>Production Period</u>	<u>Receipt Segment</u>	<u>Delivery Segment</u>	<u>Service Class</u>	<u>Svc Req Contract</u>	<u>Receipt Location</u>	<u>Receipt Loc Prop</u>	<u>Delivery Location</u>	<u>Delivery Loc Prop</u>	<u>Fuel Quantity</u>
12/2014	WI 7	WI 7	TR	114497	510006	28808	521336	28738	6
12/2014	WI 7	WI 7	TR	114497	510006	28808	521338	28700	4
12/2014	WI 7	WI 7	TR	114497	510006	28808	521344	28734	7
12/2014	WI 7	WI 7	TR	114497	510006	28808	521362	28733	48
12/2014	WI 7	WI 7	TR	114497	510006	28808	521374	28662	45
12/2014	WI 7	WI 7	TR	114497	510006	28808	521382	174790	15
12/2014	WI 7	WI 7	TR	114497	510006	28808	521786	28798	14
12/2014	WI 7	WI 7	TR	114497	510006	28808	521812	40304	50
12/2014	WI 7	WI 7	TR	114497	510006	28808	521814	36934	190
12/2014	WI 7	WI 7	TR	116064	510006	28808	505025	139257	55
12/2014	WI 7	WI 7	TR	122248	510033	28873	521108	11702	5,952
12/2014	WI 7	WI 7	TR	124050	510041	11661	523032	384134	138
12/2014	WI 7	WI 7	TR	125510	521650	269472	510033	28873	57
12/2014	WI 7	WI 7	TR	125523	510033	28873	521174	28778	13
12/2014	WI 7	WI 7	TR	125523	510033	28873	521178	28883	1,568
12/2014	WI 7	WI 7	TR	125590	510006	28808	521650	269472	12
12/2014	WI 7	WI 7	TR	125590	521650	269472	523034	384136	35
12/2014	WI 7	WI 7	TR	125620	510006	28808	521172	28846	5
12/2014	WI 7	WI 7	TR	125627	521650	269472	521654	284917	55
12/2014	WI 7	WI 7	TR	125627	521650	269472	523032	384134	92
Segment									20,480
Total for 12/2014									2,199,915
Annual Grand Total									22,001,711
(PPA rolled into January)									