



VASCR351

ANR Pipeline Company Transportation Services Fuel By Route Analysis

Reporting Year: *January - December 2019*
Production 09/2019

<u>Production Period</u>	<u>Receipt Segment</u>	<u>Delivery Segment</u>	<u>Service Class</u>	<u>Svc Req. Contract</u>	<u>Receipt Location</u>	<u>Receipt Loc Prop</u>	<u>Delivery Location</u>	<u>Delivery Loc Prop</u>	<u>Fuel Quantity</u>
9/2019	SE 2	SE 2	TR	132586	505545	1250766	522130	38295	108
9/2019	SE 2	SE 2	TR	132586	513075	742882	523091	523091	306
9/2019	SE 2	SE 2	TR	132593	505002	103565	521662	233620	7
9/2019	SE 2	SE 2	TR	132666	513075	742882	523091	523091	182
9/2019	SE 2	SE 2	TR	132680	505002	103565	523091	523091	6
9/2019	SE 2	SE 2	TR	132681	505002	103565	523091	523091	91
9/2019	SE 2	SE 2	TR	132681	505545	1250766	521632	42593	688
9/2019	SE 2	SE 2	TR	132681	505545	1250766	523018	322625	653
9/2019	SE 2	SE 2	TR	132681	505545	1250766	523050	467240	1,292
9/2019	SE 2	SE 2	TR	132681	505545	1250766	523063	742883	475
9/2019	SE 2	SE 2	TR	132681	505545	1250766	523091	523091	420
	Segment Subtotal								68,463
9/2019	SE 2	W17	TR	132452	505002	103565	521610	261574	120
9/2019	SE 2	W17	TR	132455	505002	103565	521610	261574	30
	Segment Subtotal								150
9/2019	SW 1	SW 1	TR	125737	513096	1261065	523076	1388911	1,326
9/2019	SW 1	SW 1	TR	131713	510025	36981	523061	737783	239
9/2019	SW 1	SW 1	TR	131713	512520	187493	523061	737783	51
9/2019	SW 1	SW 1	TR	131713	512560	185837	523061	737783	27
9/2019	SW 1	SW 1	TR	131713	513096	1261065	523060	736566	196
9/2019	SW 1	SW 1	TR	131713	513096	1261065	523061	737783	683
9/2019	SW 1	SW 1	TR	131714	512520	187493	523060	736566	212
9/2019	SW 1	SW 1	TR	131714	512520	187493	523061	737783	117
9/2019	SW 1	SW 1	TR	131714	513061	490942	523061	737783	239
9/2019	SW 1	SW 1	TR	131714	513096	1261065	523060	736566	33
9/2019	SW 1	SW 1	TR	131714	513096	1261065	523061	737783	18
9/2019	SW 1	SW 1	TR	132513	510025	36981	523061	737783	62
9/2019	SW 1	SW 1	TR	132513	512560	185837	523060	736566	48
9/2019	SW 1	SW 1	TR	132513	513096	1261065	523061	737783	127
	Segment Subtotal								3,378
9/2019	SW 4	ME 3	TR	110505	505003	103702	520027	295956	392
9/2019	SW 4	ME 3	TR	110505	505003	103702	521552	16265	143



VASCR351

ANR Pipeline Company Transportation Services Fuel By Route Analysis

Reporting Year: January - December 2019
Production 09/2019

<u>Production Period</u>	<u>Receipt Segment</u>	<u>Delivery Segment</u>	<u>Service Class</u>	<u>Svc Req Contract</u>	<u>Receipt Location</u>	<u>Receipt Loc Prop</u>	<u>Delivery Location</u>	<u>Delivery Loc Prop</u>	<u>Fuel Quantity</u>
9/2019	SW 4	ME 3	TR	131440	505003	103702	521534	138745	1,971
9/2019	SW 4	ME 3	TR	131441	505003	103702	505008	139236	1,473
	Segment Subtotal								
9/2019	SW 4	MI 7	TR	800	505003	103702	505108	245097	3,979
9/2019	SW 4	MI 7	TR	104404	505003	103702	505038	153808	5,259
9/2019	SW 4	MI 7	TR	108304	505003	103702	505030	139369	12,617
9/2019	SW 4	MI 7	TR	109422	505003	103702	521118	11578	18,373
9/2019	SW 4	MI 7	TR	109511	505003	103702	521104	40849	4,925
9/2019	SW 4	MI 7	TR	110505	505003	103702	521016	4196	30,650
9/2019	SW 4	MI 7	TR	110505	505003	103702	521080	138675	49
9/2019	SW 4	MI 7	TR	110505	505003	103702	521116	42078	2,617
9/2019	SW 4	MI 7	TR	110505	505003	103702	521932	138744	5
9/2019	SW 4	MI 7	TR	110506	505003	103702	521080	138675	1,695
9/2019	SW 4	MI 7	TR	110506	505003	103702	521932	138744	4,976
9/2019	SW 4	MI 7	TR	110507	505003	103702	521080	138675	293
9/2019	SW 4	MI 7	TR	120604	505003	103702	511136	277072	615
9/2019	SW 4	MI 7	TR	120673	505003	103702	521985	278172	1,666
9/2019	SW 4	MI 7	TR	122067	505003	103702	521116	42078	242
9/2019	SW 4	MI 7	TR	122247	505003	103702	521110	11803	16,938
9/2019	SW 4	MI 7	TR	122247	505003	103702	521116	42078	1,260
9/2019	SW 4	MI 7	TR	123406	505003	103702	505038	153808	17,210
9/2019	SW 4	MI 7	TR	124950	505003	103702	505038	153808	544
9/2019	SW 4	MI 7	TR	126266	505003	103702	505541	1181282	3,533
9/2019	SW 4	MI 7	TR	126266	505003	103702	521080	138675	54
9/2019	SW 4	MI 7	TR	126266	505003	103702	521116	42078	134
9/2019	SW 4	MI 7	TR	126266	505003	103702	523014	318733	345
9/2019	SW 4	MI 7	TR	126266	505003	103702	505038	153808	27
9/2019	SW 4	MI 7	TR	126522	505003	103702	505038	153808	4,780
9/2019	SW 4	MI 7	TR	126522	505003	103702	521030	282436	6,240
9/2019	SW 4	MI 7	TR	128775	505003	103702	505038	153808	3,657
9/2019	SW 4	MI 7	TR	129880	505003	103702	505108	243097	2,978
9/2019	SW 4	MI 7	TR	131177	505003	103702	505038	153808	3,235
9/2019	SW 4	MI 7	TR	131177	505003	103702	505108	243097	6,102
9/2019	SW 4	MI 7	TR	131177	505003	103702	521016	4196	292



VASCR351

ANR Pipeline Company Transportation Services Fuel By Route Analysis

Reporting Year: *January - December 2019*
Production 09/2019

<u>Production Period</u>	<u>Receipt Segment</u>	<u>Delivery Segment</u>	<u>Service Class</u>	<u>Svc Req Contract</u>	<u>Receipt Location</u>	<u>Receipt Loc Prop</u>	<u>Delivery Location</u>	<u>Delivery Loc Prop</u>	<u>Fuel Quantity</u>
9/2019	SW 4	MI 7	TR	131177	505003	103702	521116	42078	137
9/2019	SW 4	MI 7	TR	131177	505003	103702	521634	11566	792
9/2019	SW 4	MI 7	TR	131177	505003	103702	521932	138744	898
9/2019	SW 4	MI 7	TR	131644	505003	103702	505038	153808	4,184
9/2019	SW 4	MI 7	TR	131644	505003	103702	511136	277072	329
9/2019	SW 4	MI 7	TR	131644	505003	103702	521138	11680	97
9/2019	SW 4	MI 7	TR	131644	505003	103702	521690	40892	224
9/2019	SW 4	MI 7	TR	131644	505003	103702	521985	278172	5,525
9/2019	SW 4	MI 7	TR	132361	505003	103702	521932	138744	30
9/2019	SW 4	MI 7	TR	132366	505003	103702	521080	138675	73
9/2019	SW 4	MI 7	TR	132366	505003	103702	521932	138744	101
9/2019	SW 4	MI 7	TR	132402	505003	103702	511136	277072	417
9/2019	SW 4	MI 7	TR	132403	505003	103702	505038	153808	2,247
9/2019	SW 4	MI 7	TR	132416	505003	103702	511136	277072	1,506
9/2019	SW 4	MI 7	TR	132423	505003	103702	521016	4196	402
9/2019	SW 4	MI 7	TR	132423	505003	103702	521080	138675	426
9/2019	SW 4	MI 7	TR	132462	505003	103702	505038	153808	4,132
9/2019	SW 4	MI 7	TR	132466	505003	103702	521932	138744	30
9/2019	SW 4	MI 7	TR	132490	505003	103702	505038	153808	30
9/2019	SW 4	MI 7	TR	132499	505003	103702	521932	138744	30
9/2019	SW 4	MI 7	TR	132601	505003	103702	505038	153808	999
9/2019	SW 4	MI 7	TR	132606	505003	103702	505038	153808	373
9/2019	SW 4	MI 7	TR	132606	505003	103702	505108	243097	1,965
9/2019	SW 4	MI 7	TR	132606	505003	103702	511136	277072	86
9/2019	SW 4	MI 7	TR	132606	505003	103702	521030	282436	1,846
9/2019	SW 4	MI 7	TR	132606	505003	103702	521080	138675	2,494
9/2019	SW 4	MI 7	TR	132728	505003	103702	505038	153808	15,250
9/2019	SW 4	MI 7	TR	132728	505003	103702	505541	1181282	208
9/2019	SW 4	MI 7	TR	132728	505003	103702	511136	277072	206
9/2019	SW 4	MI 7	TR	132728	505003	103702	521058	282435	96
9/2019	SW 4	MI 7	TR	132728	505003	103702	521634	11566	545
9/2019	SW 4	MI 7	TR	132728	505003	103702	521690	40892	2,117
9/2019	SW 4	MI 7	TR	133124	505003	103702	511136	277072	2,617



VASCR351

ANR Pipeline Company Transportation Services Fuel By Route Analysis

Reporting Year: January - December 2019
Production 09/2019

<u>Production Period</u>	<u>Receipt Segment</u>	<u>Delivery Segment</u>	<u>Service Class</u>	<u>Svc Req Contract</u>	<u>Receipt Location</u>	<u>Receipt Loc Prop</u>	<u>Delivery Location</u>	<u>Delivery Loc Prop</u>	<u>Fuel Quantity</u>
9/2019	SW 4	MI 7	TR	133124	505003	103702	521116	42078	20,941
9/2019	SW 4	MI 7	TR	133125	505003	103702	505108	243097	630
9/2019	SW 4	MI 7	TR	133125	505003	103702	511136	277072	94,835
9/2019	SW 4	MI 7	TR	133125	505003	103702	521116	42078	12,473
9/2019	SW 4	MI 7	TR	133126	505003	103702	505038	153808	364
9/2019	SW 4	MI 7	TR	133126	505003	103702	511136	277072	30,737
9/2019	SW 4	MI 7	TR	133126	505003	103702	521116	42078	4,757
9/2019	SW 4	MI 7	TR	133144	505003	103702	505017	139249	21,017
9/2019	SW 4	MI 7	TR	133144	505003	103702	521014	153852	3,117
9/2019	SW 4	MI 7	TR	133146	505003	103702	521074	40470	812
9/2019	SW 4	MI 7	TR	133146	505003	103702	521116	42078	258
9/2019	SW 4	MI 7	TR	133146	505003	103702	521144	11580	357
9/2019	SW 4	MI 7	TR	133146	505003	103702	521966	216338	209
9/2019	SW 4	MI 7	TR	133147	505003	103702	505017	139249	13,951
9/2019	SW 4	MI 7	TR	133147	505003	103702	521074	40470	7,706
9/2019	SW 4	MI 7	TR	133147	505003	103702	521116	42078	156
9/2019	SW 4	MI 7	TR	133166	505003	103702	505038	153808	1
9/2019	SW 4	MI 7	TR	133166	505003	103702	521014	153852	3
9/2019	SW 4	MI 7	TR	133166	505003	103702	521116	42078	232
9/2019	SW 4	MI 7	TR	133167	505003	103702	521014	153852	20
9/2019	SW 4	MI 7	TR	133167	505003	103702	521116	42078	371
9/2019	SW 4	MI 7	TR	133207	505003	103702	505038	153808	7,563
9/2019	SW 4	MI 7	TR	133207	505003	103702	510005	246067	45
		Segment Subtotal							422,278
9/2019	SW 4	MW 5	TR	111657	505003	103702	521656	284918	1,881
9/2019	SW 4	MW 5	TR	125574	505003	103702	523079	1395865	1,854
9/2019	SW 4	MW 5	TR	126266	505003	103702	521408	12999	120
9/2019	SW 4	MW 5	TS	123146	505003	103702	521596	5227	92
9/2019	SW 4	MW 5	TS	123148	505003	103702	505015	139247	339
		Segment Subtotal							4,286
9/2019	SW 4	MW 6	TR	700	505003	103702	505014	139246	2,009
9/2019	SW 4	MW 6	TR	108861	505003	103702	521498	4857	475



VASCR351

ANR Pipeline Company Transportation Services Fuel By Route Analysis

Reporting Year: *January - December 2019*
Production 09/2019

<u>Production Period</u>	<u>Receipt Segment</u>	<u>Delivery Segment</u>	<u>Service Class</u>	<u>Svc Req. Contract</u>	<u>Receipt Location</u>	<u>Receipt Loc Prop</u>	<u>Delivery Location</u>	<u>Delivery Loc Prop</u>	<u>Fuel Quantity</u>
9/2019	SW 4	MW 6	TR	108986	505003	103702	505005	139233	219
9/2019	SW 4	MW 6	TR	108986	505003	103702	521658	3605	2,201
9/2019	SW 4	MW 6	TR	110185	505003	103702	505013	139241	195
9/2019	SW 4	MW 6	TR	110185	505003	103702	521086	103709	4,397
9/2019	SW 4	MW 6	TR	110185	505003	103702	521470	4738	1,659
9/2019	SW 4	MW 6	TR	110185	505003	103702	521482	4741	806
9/2019	SW 4	MW 6	TR	110505	505003	103702	505578	1402365	810
9/2019	SW 4	MW 6	TR	110506	505003	103702	505578	1402365	550
9/2019	SW 4	MW 6	TR	115815	505003	103702	521438	4614	4,024
9/2019	SW 4	MW 6	TR	123406	505003	103702	505013	139241	3,219
9/2019	SW 4	MW 6	TR	123406	505003	103702	521434	4619	390
9/2019	SW 4	MW 6	TR	123850	505003	103702	521428	40193	816
9/2019	SW 4	MW 6	TR	126266	505003	103702	521400	13135	179
9/2019	SW 4	MW 6	TR	126266	505003	103702	523078	1394871	6,567
9/2019	SW 4	MW 6	TR	126494	505003	103702	521438	4614	3,625
9/2019	SW 4	MW 6	TR	126522	505003	103702	505013	139241	15
9/2019	SW 4	MW 6	TR	127009	505003	103702	523078	1394871	88,774
9/2019	SW 4	MW 6	TR	131644	505003	103702	521434	4619	580
9/2019	SW 4	MW 6	TR	131644	505003	103702	521470	4738	378
9/2019	SW 4	MW 6	TR	131644	505003	103702	521506	3797	21
9/2019	SW 4	MW 6	TR	132416	505003	103702	505578	1402365	6,716
9/2019	SW 4	MW 6	TR	132416	505003	103702	521086	103709	1,466
9/2019	SW 4	MW 6	TR	132416	505003	103702	521400	13135	179
9/2019	SW 4	MW 6	TR	132416	505003	103702	521434	4619	85
9/2019	SW 4	MW 6	TR	132416	505003	103702	521436	4561	142
9/2019	SW 4	MW 6	TR	132416	505003	103702	521482	4741	1,243
9/2019	SW 4	MW 6	TR	132416	505003	103702	521608	171759	149
9/2019	SW 4	MW 6	TR	132423	505003	103702	505578	1402365	480
9/2019	SW 4	MW 6	TR	132423	505003	103702	521440	4616	3,774
9/2019	SW 4	MW 6	TR	132423	505003	103702	521506	3797	57
9/2019	SW 4	MW 6	TR	132516	505003	103702	521420	4602	240
9/2019	SW 4	MW 6	TR	132516	505003	103702	521434	4619	515
9/2019	SW 4	MW 6	TR	132516	505003	103702	521470	4738	469

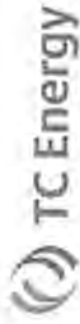


VASCR351

ANR Pipeline Company Transportation Services Fuel By Route Analysis

Reporting Year: January - December 2019
Production 09/2019

<u>Production Period</u>	<u>Receipt Segment</u>	<u>Delivery Segment</u>	<u>Service Class</u>	<u>Svc Req Contract</u>	<u>Receipt Location</u>	<u>Receipt Loc Prop</u>	<u>Delivery Location</u>	<u>Delivery Loc Prop</u>	<u>Fuel Quantity</u>
9/2019	SW 4	MW 6	TR	132516	505003	103702	521482	4741	1,507
9/2019	SW 4	MW 6	TR	132516	505003	103702	521506	3797	9
9/2019	SW 4	MW 6	TR	132703	513042	385402	521442	4607	9
9/2019	SW 4	MW 6	TR	132959	505003	103702	521420	4602	1,877
9/2019	SW 4	MW 6	TR	133010	505003	103702	521420	4602	28
9/2019	SW 4	MW 6	TR	133146	505003	103702	521434	4619	976
9/2019	SW 4	MW 6	TR	133146	505003	103702	521506	3797	30
9/2019	SW 4	MW 6	TS	109148	505003	103702	521566	12977	185
9/2019	SW 4	MW 6	TS	109171	505003	103702	521428	40193	191
9/2019	SW 4	MW 6	TS	110863	505003	103702	521608	171759	567
9/2019	SW 4	MW 6	TS	123056	505003	103702	521504	4856	30
9/2019	SW 4	MW 6	TS	123057	505003	103702	521502	4747	29
9/2019	SW 4	MW 6	TS	123059	505003	103702	521424	13215	87
9/2019	SW 4	MW 6	TS	123065	505003	103702	521430	40195	249
9/2019	SW 4	MW 6	TS	123147	505003	103702	505029	139367	2,247
9/2019	SW 4	MW 6	TS	123203	505003	103702	521500	4693	59
9/2019	SW 4	MW 6	TS	123214	505003	103702	521598	4564	89
9/2019	SW 4	MW 6	TS	123215	505003	103702	521494	4605	791
9/2019	SW 4	MW 6	TS	123216	505003	103702	521492	4604	219
9/2019	SW 4	MW 6	TS	123217	505003	103702	521418	12991	480
9/2019	SW 4	MW 6	TS	123221	505003	103702	521496	4689	192
9/2019	SW 4	MW 6	TS	123222	505003	103702	521526	3969	62
9/2019	SW 4	MW 6	TS	123242	505003	103702	521426	40183	84
9/2019	SW 4	MW 6	TS	128874	505003	103702	521422	12976	75
	Segment Subtotal								147,496
9/2019	SW 4	SW 1	TR	119817	505003	103702	523060	736566	159
9/2019	SW 4	SW 1	TR	120629	505003	103702	523061	737783	479
9/2019	SW 4	SW 1	TR	131641	505003	103702	523061	737783	174
9/2019	SW 4	SW 1	TR	131713	505003	103702	523060	736566	254
9/2019	SW 4	SW 1	TR	131713	505003	103702	523061	737783	1,495
	Segment Subtotal								2,561
9/2019	SW 4	SW 4	TR	115706	505003	103702	521642	237023	469



VASCR351

ANR Pipeline Company Transportation Services Fuel By Route Analysis

Reporting Year: *January - December 2019*
Production 09/2019

<u>Production Period</u>	<u>Receipt Segment</u>	<u>Delivery Segment</u>	<u>Service Class</u>	<u>Svc Req Contract</u>	<u>Receipt Location</u>	<u>Receipt Loc Prop</u>	<u>Delivery Location</u>	<u>Delivery Loc Prop</u>	<u>Fuel Quantity</u>
9/2019	SW 4	SW 4	TR	116556	505003	103702	521020	34887	39
9/2019	SW 4	SW 4	TR	131713	505003	103702	521020	34887	63
9/2019	SW 4	SW 4	TR	132926	505003	103702	521040	234898	24
	Segment Subtotal								
9/2019	SW 4	SW 5	TR	120629	505003	103702	522116	278352	595
	Segment Subtotal								
9/2019	SW 4	W17	TR	800	505003	103702	505025	139257	518
9/2019	SW 4	W17	TR	800	505003	103702	521654	284917	744
9/2019	SW 4	W17	TR	5450	505003	103702	505026	139258	2,097
9/2019	SW 4	W17	TR	104404	505003	103702	521314	28661	18,547
9/2019	SW 4	W17	TR	106209	505003	103702	510033	28873	5,195
9/2019	SW 4	W17	TR	108268	505003	103702	505016	139248	12,311
9/2019	SW 4	W17	TR	108304	505003	103702	505016	139248	78
9/2019	SW 4	W17	TR	109511	505003	103702	521108	11702	129
9/2019	SW 4	W17	TR	110505	505003	103702	521610	261574	907
9/2019	SW 4	W17	TR	110506	505003	103702	521610	261574	228
9/2019	SW 4	W17	TR	117331	505003	103702	505021	139253	13,229
9/2019	SW 4	W17	TR	120673	505003	103702	523035	387791	3
9/2019	SW 4	W17	TR	126266	505003	103702	521172	28846	116
9/2019	SW 4	W17	TR	126266	505003	103702	521246	28844	30
9/2019	SW 4	W17	TR	129880	505003	103702	523032	384134	21,173
9/2019	SW 4	W17	TR	131177	505003	103702	521164	28842	625
9/2019	SW 4	W17	TR	131177	505003	103702	521168	28834	210
9/2019	SW 4	W17	TR	131177	505003	103702	521176	28859	60
9/2019	SW 4	W17	TR	131177	505003	103702	521180	28875	30
9/2019	SW 4	W17	TR	131177	505003	103702	521182	28854	630
9/2019	SW 4	W17	TR	131177	505003	103702	521198	28782	90
9/2019	SW 4	W17	TR	131177	505003	103702	521200	28679	30
9/2019	SW 4	W17	TR	131177	505003	103702	521208	28780	390
9/2019	SW 4	W17	TR	131177	505003	103702	521212	28882	240
9/2019	SW 4	W17	TR	131177	505003	103702	521214	40197	390
9/2019	SW 4	W17	TR	131177	505003	103702	521302	28747	60



VASCR351

**ANR Pipeline Company
Transportation Services
Fuel By Route Analysis**

Reporting Year: *January - December 2019*
Production 09/2019

<u>Production Period</u>	<u>Receipt Segment</u>	<u>Delivery Segment</u>	<u>Service Class</u>	<u>Svc Req Contract</u>	<u>Receipt Location</u>	<u>Receipt Loc Prop</u>	<u>Delivery Location</u>	<u>Delivery Loc Prop</u>	<u>Fuel Quantity</u>
9/2019	SW 4	WI 7	TR	131177	505003	103702	521316	28831	120
9/2019	SW 4	WI 7	TR	131177	505003	103702	521322	28868	300
9/2019	SW 4	WI 7	TR	131177	505003	103702	521324	28794	300
9/2019	SW 4	WI 7	TR	131177	505003	103702	521344	28734	60
9/2019	SW 4	WI 7	TR	131177	505003	103702	521356	28774	510
9/2019	SW 4	WI 7	TR	131177	505003	103702	521374	28662	60
9/2019	SW 4	WI 7	TR	131177	505003	103702	521384	174789	30
9/2019	SW 4	WI 7	TR	131177	505003	103702	523034	384136	71,417
9/2019	SW 4	WI 7	TR	131177	505003	103702	523035	387791	833
9/2019	SW 4	WI 7	TR	131644	505003	103702	521012	40226	1,660
9/2019	SW 4	WI 7	TR	131644	505003	103702	521164	28842	3,155
9/2019	SW 4	WI 7	TR	131644	505003	103702	521260	36867	550
9/2019	SW 4	WI 7	TR	131644	505003	103702	521322	28868	913
9/2019	SW 4	WI 7	TR	131644	505003	103702	521610	261574	480
9/2019	SW 4	WI 7	TR	131644	505003	103702	521650	269472	45
9/2019	SW 4	WI 7	TR	131644	505003	103702	521654	284917	125
9/2019	SW 4	WI 7	TR	131644	505003	103702	521784	28720	274
9/2019	SW 4	WI 7	TR	131644	505003	103702	521812	40304	870
9/2019	SW 4	WI 7	TR	131644	505003	103702	523034	384136	812
9/2019	SW 4	WI 7	TR	131644	505003	103702	523035	387791	1,219
9/2019	SW 4	WI 7	TR	131644	505003	103702	523042	439345	846
9/2019	SW 4	WI 7	TR	132402	505003	103702	523034	384136	11,853
9/2019	SW 4	WI 7	TR	132606	505003	103702	521164	28842	157
9/2019	SW 4	WI 7	TR	132606	505003	103702	521260	36867	208
9/2019	SW 4	WI 7	TR	132679	505003	103702	521246	28844	3,269
9/2019	SW 4	WI 7	TR	133020	505003	103702	521314	28661	18,427
9/2019	SW 4	WI 7	TR	133166	505003	103702	521610	261574	311
9/2019	SW 4	WI 7	TR	133167	505003	103702	521610	261574	551
9/2019	SW 4	WI 7	TS	123061	505003	103702	521396	150407	171
9/2019	SW 4	WI 7	TS	123220	505003	103702	521392	28730	1,535
	Segment Subtotal								199,121
9/2019	WI 7	MI 7	TR	106211	510033	28873	505038	153808	855
9/2019	WI 7	MI 7	TR	107879	510033	28873	505038	153808	932



VASCR351

ANR Pipeline Company Transportation Services Fuel By Route Analysis

Reporting Year: *January - December 2019*
Production 09/2019

<u>Production Period</u>	<u>Receipt Segment</u>	<u>Delivery Segment</u>	<u>Service Class</u>	<u>Svc Req Contract</u>	<u>Receipt Location</u>	<u>Receipt Loc Prop</u>	<u>Delivery Location</u>	<u>Delivery Loc Prop</u>	<u>Fuel Quantity</u>
9/2019	WI 7	MI 7	TR	110904	510006	28808	505038	153808	63
9/2019	WI 7	MI 7	TR	110904	521654	284917	505038	153808	83
9/2019	WI 7	MI 7	TR	110904	521654	284917	505108	243097	55
9/2019	WI 7	MI 7	TR	111813	521654	284917	505038	153808	85
9/2019	WI 7	MI 7	TR	111813	521654	284917	505108	243097	15
9/2019	WI 7	MI 7	TR	113186	523032	384134	505038	153808	140
9/2019	WI 7	MI 7	TR	117338	521262	36868	505038	153808	60
9/2019	WI 7	MI 7	TR	117358	505021	139253	505038	153808	21
9/2019	WI 7	MI 7	TR	120571	510041	11661	505038	153808	10,399
9/2019	WI 7	MI 7	TR	129399	510033	28873	511136	277072	17
9/2019	WI 7	MI 7	TR	130795	510006	28808	511136	277072	24
9/2019	WI 7	MI 7	TR	130795	510006	28808	521985	278172	161
9/2019	WI 7	MI 7	TR	130795	510033	28873	521985	278172	61
9/2019	WI 7	MI 7	TR	130795	510041	11661	511136	277072	76
9/2019	WI 7	MI 7	TR	130795	510041	11661	521985	278172	483
9/2019	WI 7	MI 7	TR	131221	510033	28873	521690	40892	4
9/2019	WI 7	MI 7	TR	131221	510041	11661	505038	153808	14
9/2019	WI 7	MI 7	TR	131221	510041	11661	521118	11578	176
9/2019	WI 7	MI 7	TR	131221	510041	11661	521690	40892	225
9/2019	WI 7	MI 7	TR	131642	510006	28808	505038	153808	101
9/2019	WI 7	MI 7	TR	131642	510006	28808	521606	216654	371
9/2019	WI 7	MI 7	TR	131642	510006	28808	521690	40892	6
9/2019	WI 7	MI 7	TR	131642	510006	28808	521985	278172	13
9/2019	WI 7	MI 7	TR	131644	510006	28808	505038	153808	1
9/2019	WI 7	MI 7	TR	131988	510041	11661	521030	282436	47
9/2019	WI 7	MI 7	TR	131992	510041	11661	505108	243097	232
9/2019	WI 7	MI 7	TR	132082	510006	28808	511136	277072	48
9/2019	WI 7	MI 7	TR	132082	510006	28808	521985	278172	22
9/2019	WI 7	MI 7	TR	132083	510006	28808	505038	153808	12
9/2019	WI 7	MI 7	TR	132083	510006	28808	511136	277072	41
9/2019	WI 7	MI 7	TR	132083	510006	28808	521985	278172	25
9/2019	WI 7	MI 7	TR	132083	510041	11661	521985	278172	16
9/2019	WI 7	MI 7	TR	132401	513127	513127	505038	153808	6



VASCR351

ANR Pipeline Company Transportation Services Fuel By Route Analysis

Reporting Year: *January - December 2019*
Production *09/2019*

<u>Production Period</u>	<u>Receipt Segment</u>	<u>Delivery Segment</u>	<u>Service Class</u>	<u>Svc Req Contract</u>	<u>Receipt Location</u>	<u>Receipt Loc Prop</u>	<u>Delivery Location</u>	<u>Delivery Loc Prop</u>	<u>Fuel Quantity</u>
9/2019	WI 7	MI 7	TR	132509	513129	513129	505108	243097	138
9/2019	WI 7	MI 7	TR	132521	510041	11661	511136	277072	22
9/2019	WI 7	MI 7	TR	132544	510033	28873	511136	277072	87
9/2019	WI 7	MI 7	TR	132544	510033	28873	521985	278172	3,324
9/2019	WI 7	MI 7	TR	132544	510041	11661	521985	278172	128
9/2019	WI 7	MI 7	TR	132582	510006	28808	511136	277072	2
9/2019	WI 7	MI 7	TR	132582	510006	28808	521058	282435	1
9/2019	WI 7	MI 7	TR	132582	510006	28808	521080	138675	1
9/2019	WI 7	MI 7	TR	132595	510006	28808	505038	153808	756
9/2019	WI 7	MI 7	TR	132595	510006	28808	511136	277072	326
9/2019	WI 7	MI 7	TR	132615	510033	28873	505038	153808	364
9/2019	WI 7	MI 7	TR	132630	510041	11661	521080	138675	70
9/2019	WI 7	MI 7	TR	132663	510006	28808	505038	153808	254
9/2019	WI 7	MI 7	TR	132663	510006	28808	505108	243097	24
9/2019	WI 7	MI 7	TR	132663	510006	28808	511136	277072	8
9/2019	WI 7	MI 7	TR	132663	510006	28808	523014	318733	3
9/2019	WI 7	MI 7	TR	132663	510006	28808	505038	153808	101
9/2019	WI 7	MI 7	TR	132663	510033	28873	505541	1181282	55
9/2019	WI 7	MI 7	TR	132663	510033	28873	521116	42078	17
9/2019	WI 7	MI 7	TR	132669	510041	11661	511136	277072	44
9/2019	WI 7	MI 7	TR	132669	510041	11661	521985	278172	753
9/2019	WI 7	MI 7	TR	132669	510041	11661	521992	40419	21
9/2019	WI 7	MI 7	TR	132682	510006	28808	505038	153808	137
9/2019	WI 7	MI 7	TR	132682	510006	28808	521985	278172	312
9/2019	WI 7	MI 7	TR	132682	510033	28873	505038	153808	181
9/2019	WI 7	MI 7	TR	132682	510033	28873	521985	278172	474
9/2019	WI 7	MI 7	TR	132682	510041	11661	505038	153808	25
9/2019	WI 7	MI 7	TR	132682	510041	11661	521985	278172	42
9/2019	WI 7	MI 7	TR	132684	510006	28808	521985	278172	35
9/2019	WI 7	MI 7	TR	132684	510041	11661	505108	243097	23
9/2019	WI 7	MI 7	TR	132684	510041	11661	511136	277072	203
9/2019	WI 7	MI 7	TR	132685	510006	28808	505108	243097	49
9/2019	WI 7	MI 7	TR	132685	510006	28808	521985	278172	49

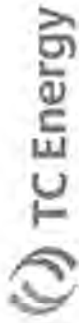


VASCR351

ANR Pipeline Company Transportation Services Fuel By Route Analysis

Reporting Year: *January - December 2019*
Production 09/2019

<u>Production Period</u>	<u>Receipt Segment</u>	<u>Delivery Segment</u>	<u>Service Class</u>	<u>Svc Req Contract</u>	<u>Receipt Location</u>	<u>Receipt Loc Prop</u>	<u>Delivery Location</u>	<u>Delivery Loc Prop</u>	<u>Fuel Quantity</u>
9/2019	W17	MI 7	TR	132686	510033	28873	511136	277072	15
9/2019	W17	MI 7	TR	132686	510033	28873	521985	278172	88
9/2019	W17	MI 7	TR	132744	510041	11661	505038	153808	256
9/2019	W17	MI 7	TR	132744	510041	11661	511136	277072	23
9/2019	W17	MI 7	TR	132744	510041	11661	521634	11566	20
9/2019	W17	MI 7	TR	132744	510041	11661	521932	138744	31
9/2019	W17	MI 7	TR	132806	510006	28808	505038	153808	354
9/2019	W17	MI 7	TR	132806	510006	28808	521118	11578	7
9/2019	W17	MI 7	TR	132806	510006	28808	521124	11562	7
9/2019	W17	MI 7	TR	132806	510006	28808	521142	40477	7
9/2019	W17	MI 7	TR	132806	510006	28808	521162	11748	7
9/2019	W17	MI 7	TR	132806	510006	28808	521634	11566	295
9/2019	W17	MI 7	TR	132806	510006	28808	521670	40468	14
9/2019	W17	MI 7	TR	132806	510006	28808	521690	40892	220
9/2019	W17	MI 7	TR	132806	510033	28873	505038	153808	65
9/2019	W17	MI 7	TR	132806	510041	11661	505038	153808	87
9/2019	W17	MI 7	TR	132806	510041	11661	521634	11566	296
9/2019	W17	MI 7	TR	132806	510041	11661	521690	40892	104
9/2019	W17	MI 7	TR	132911	510006	28808	511136	277072	1,027
9/2019	W17	MI 7	TR	133110	510041	11661	505038	153808	469
Segment Subtotal									
9/2019	W17	MW 6	TR	132703	510006	28808	521442	4607	18
Segment Subtotal									
9/2019	W17	W17	TR	107879	510033	28873	505023	139255	248
9/2019	W17	W17	TR	112565	523032	384134	521650	269472	80
9/2019	W17	W17	TR	113884	510033	28873	521186	42139	57
9/2019	W17	W17	TR	113884	510033	28873	521196	28771	152
9/2019	W17	W17	TR	113922	510033	28873	521324	28794	432
9/2019	W17	W17	TR	114823	510033	28873	521266	28702	40
9/2019	W17	W17	TR	117332	510006	28808	505021	139253	864
9/2019	W17	W17	TR	122248	510033	28873	521108	11702	3,480
9/2019	W17	W17	TR	128295	510041	11661	521610	261574	1
									26,311



VASCR351

ANR Pipeline Company Transportation Services Fuel By Route Analysis

Reporting Year: *January - December 2019*
Production **09/2019**

<u>Production Period</u>	<u>Receipt Segment</u>	<u>Delivery Segment</u>	<u>Service Class</u>	<u>Svc Req Contract</u>	<u>Receipt Location</u>	<u>Receipt Loc Prop</u>	<u>Delivery Location</u>	<u>Delivery Loc Prop</u>	<u>Fuel Quantity</u>
9/2019	WI 7	WI 7	TR	128296	510041	11661	521252	28779	9
9/2019	WI 7	WI 7	TR	128296	510041	11661	521374	28662	6
9/2019	WI 7	WI 7	TR	128296	510041	11661	521610	261574	13
9/2019	WI 7	WI 7	TR	128423	510033	28873	521178	28883	474
9/2019	WI 7	WI 7	TR	128423	510033	28873	521302	28747	54
9/2019	WI 7	WI 7	TR	129749	513130	513130	521218	28865	7
9/2019	WI 7	WI 7	TR	129750	510033	28873	521178	28883	88
9/2019	WI 7	WI 7	TR	129750	510033	28873	521676	100052	308
9/2019	WI 7	WI 7	TR	129752	510033	28873	521178	28883	252
9/2019	WI 7	WI 7	TR	129752	510033	28873	521302	28747	23
9/2019	WI 7	WI 7	TR	129753	510033	28873	521302	28747	64
9/2019	WI 7	WI 7	TR	129753	513130	513130	521260	36867	132
9/2019	WI 7	WI 7	TR	129754	510033	28873	521178	28883	42
9/2019	WI 7	WI 7	TR	129764	510033	28873	521324	28794	39
9/2019	WI 7	WI 7	TR	129774	510033	28873	521302	28747	51
9/2019	WI 7	WI 7	TR	129777	510033	28873	521324	28794	475
9/2019	WI 7	WI 7	TR	130795	505597	505597	521650	269472	65
9/2019	WI 7	WI 7	TR	130795	505597	505597	523034	384136	66
9/2019	WI 7	WI 7	TR	130795	510006	28808	521178	28883	63
9/2019	WI 7	WI 7	TR	130795	510006	28808	521260	36867	10
9/2019	WI 7	WI 7	TR	130795	510006	28808	521288	28670	14
9/2019	WI 7	WI 7	TR	130795	510006	28808	521306	28741	8
9/2019	WI 7	WI 7	TR	130795	510006	28808	521314	28661	4
9/2019	WI 7	WI 7	TR	130795	510006	28808	521784	28720	35
9/2019	WI 7	WI 7	TR	130795	510006	28808	523034	384136	326
9/2019	WI 7	WI 7	TR	130795	510006	28808	523035	387791	59
9/2019	WI 7	WI 7	TR	130795	510006	28808	523042	439345	9
9/2019	WI 7	WI 7	TR	130795	510033	28873	521164	28842	3
9/2019	WI 7	WI 7	TR	130795	510033	28873	521260	36867	25
9/2019	WI 7	WI 7	TR	130795	510033	28873	521288	28670	73
9/2019	WI 7	WI 7	TR	130795	510033	28873	521306	28741	98
9/2019	WI 7	WI 7	TR	130795	510033	28873	521314	28661	10
9/2019	WI 7	WI 7	TR	130795	510033	28873	521650	269472	71



VASCR351

ANR Pipeline Company Transportation Services Fuel By Route Analysis

Reporting Year: *January - December 2019*
Production 09/2019

<u>Production Period</u>	<u>Receipt Segment</u>	<u>Delivery Segment</u>	<u>Service Class</u>	<u>Svc Req Contract</u>	<u>Receipt Location</u>	<u>Receipt Loc Prop</u>	<u>Delivery Location</u>	<u>Delivery Loc Prop</u>	<u>Fuel Quantity</u>
9/2019	W17	W17	TR	130795	510033	28873	521654	284917	5
9/2019	W17	W17	TR	130795	510033	28873	521784	28720	29
9/2019	W17	W17	TR	130795	510033	28873	523034	384136	294
9/2019	W17	W17	TR	130795	510033	28873	523035	387791	810
9/2019	W17	W17	TR	130795	510041	11661	521260	36867	6
9/2019	W17	W17	TR	130795	510041	11661	521288	28670	6
9/2019	W17	W17	TR	130795	510041	11661	521306	28741	38
9/2019	W17	W17	TR	130795	510041	11661	521314	28661	29
9/2019	W17	W17	TR	130795	510041	11661	523034	384136	1,838
9/2019	W17	W17	TR	130795	510041	11661	523035	387791	756
9/2019	W17	W17	TR	130795	510041	11661	523042	439345	222
9/2019	W17	W17	TR	131221	510033	28873	521012	40226	12
9/2019	W17	W17	TR	131221	510033	28873	521168	28834	38
9/2019	W17	W17	TR	131221	510033	28873	521172	28846	665
9/2019	W17	W17	TR	131221	510033	28873	521174	28778	1,542
9/2019	W17	W17	TR	131221	510033	28873	521188	28862	114
9/2019	W17	W17	TR	131221	510033	28873	521218	28865	19
9/2019	W17	W17	TR	131221	510033	28873	521240	28759	19
9/2019	W17	W17	TR	131221	510033	28873	521246	28844	14
9/2019	W17	W17	TR	131221	510033	28873	521252	28779	51
9/2019	W17	W17	TR	131221	510033	28873	521260	36867	6
9/2019	W17	W17	TR	131221	510033	28873	521266	28702	7
9/2019	W17	W17	TR	131221	510033	28873	521298	28736	3
9/2019	W17	W17	TR	131221	510033	28873	521302	28747	3
9/2019	W17	W17	TR	131221	510033	28873	521314	28661	13
9/2019	W17	W17	TR	131221	510033	28873	521316	28831	7
9/2019	W17	W17	TR	131221	510033	28873	521324	28794	3
9/2019	W17	W17	TR	131221	510033	28873	521374	28662	7
9/2019	W17	W17	TR	131221	510033	28873	521784	28720	98
9/2019	W17	W17	TR	131221	510033	28873	521814	36934	4
9/2019	W17	W17	TR	131221	510041	11661	521012	40226	26
9/2019	W17	W17	TR	131221	510041	11661	521168	28834	8
9/2019	W17	W17	TR	131221	510041	11661	521172	28846	264

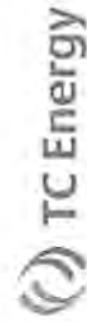


VASCR351

ANR Pipeline Company Transportation Services Fuel By Route Analysis

Reporting Year: *January - December 2019*
Production 09/2019

<u>Production Period</u>	<u>Receipt Segment</u>	<u>Delivery Segment</u>	<u>Service Class</u>	<u>Svc Req Contract</u>	<u>Receipt Location</u>	<u>Receipt Loc Prop</u>	<u>Delivery Location</u>	<u>Delivery Loc Prop</u>	<u>Fuel Quantity</u>
9/2019	WI 7	WI 7	TR	131221	510041	11661	521174	28778	715
9/2019	WI 7	WI 7	TR	131221	510041	11661	521188	28862	30
9/2019	WI 7	WI 7	TR	131221	510041	11661	521218	28865	4
9/2019	WI 7	WI 7	TR	131221	510041	11661	521240	28759	4
9/2019	WI 7	WI 7	TR	131221	510041	11661	521246	28844	358
9/2019	WI 7	WI 7	TR	131221	510041	11661	521252	28779	161
9/2019	WI 7	WI 7	TR	131221	510041	11661	521260	36867	13
9/2019	WI 7	WI 7	TR	131221	510041	11661	521266	28702	16
9/2019	WI 7	WI 7	TR	131221	510041	11661	521298	28736	4
9/2019	WI 7	WI 7	TR	131221	510041	11661	521302	28747	4
9/2019	WI 7	WI 7	TR	131221	510041	11661	521314	28661	25
9/2019	WI 7	WI 7	TR	131221	510041	11661	521316	28831	11
9/2019	WI 7	WI 7	TR	131221	510041	11661	521324	28794	4
9/2019	WI 7	WI 7	TR	131221	510041	11661	521374	28662	11
9/2019	WI 7	WI 7	TR	131221	510041	11661	521784	28720	373
9/2019	WI 7	WI 7	TR	131221	510041	11661	521812	40304	1
9/2019	WI 7	WI 7	TR	131221	510041	11661	521814	36934	11
9/2019	WI 7	WI 7	TR	131642	510041	11661	521654	284917	58
9/2019	WI 7	WI 7	TR	131644	505597	505597	521260	36867	6
9/2019	WI 7	WI 7	TR	131644	510006	28808	521012	40226	84
9/2019	WI 7	WI 7	TR	131644	510006	28808	521164	28842	101
9/2019	WI 7	WI 7	TR	131644	510006	28808	521260	36867	356
9/2019	WI 7	WI 7	TR	131644	510006	28808	521322	28868	84
9/2019	WI 7	WI 7	TR	131644	510006	28808	521610	261574	24
9/2019	WI 7	WI 7	TR	131644	510006	28808	521654	284917	229
9/2019	WI 7	WI 7	TR	131644	510006	28808	521676	100052	17
9/2019	WI 7	WI 7	TR	131644	510006	28808	521812	40304	326
9/2019	WI 7	WI 7	TR	131644	510006	28808	523035	387791	7
9/2019	WI 7	WI 7	TR	131644	510033	28873	521164	28842	47
9/2019	WI 7	WI 7	TR	131644	510033	28873	521322	28868	84
9/2019	WI 7	WI 7	TR	131644	510041	11661	521012	40226	56
9/2019	WI 7	WI 7	TR	131644	510041	11661	521164	28842	282
9/2019	WI 7	WI 7	TR	131644	510041	11661	521178	28883	69



VASCR351

ANR Pipeline Company Transportation Services Fuel By Route Analysis

Reporting Year: *January - December 2019*
Production 09/2019

<u>Production Period</u>	<u>Receipt Segment</u>	<u>Delivery Segment</u>	<u>Service Class</u>	<u>Svc Req Contract</u>	<u>Receipt Location</u>	<u>Receipt Loc Prop</u>	<u>Delivery Location</u>	<u>Delivery Loc Prop</u>	<u>Fuel Quantity</u>
9/2019	W17	W17	TR	131644	510041	11661	521266	28702	17
9/2019	W17	W17	TR	131644	510041	11661	521322	28868	98
9/2019	W17	W17	TR	131644	510041	11661	521610	261574	16
9/2019	W17	W17	TR	131644	510041	11661	523034	384136	2
9/2019	W17	W17	TR	131644	510041	11661	523035	387791	20
9/2019	W17	W17	TR	131940	510041	11661	521288	28670	14
9/2019	W17	W17	TR	131940	510041	11661	521314	28661	33
9/2019	W17	W17	TR	131942	510041	11661	521288	28670	2
9/2019	W17	W17	TR	131942	510041	11661	521314	28661	15
9/2019	W17	W17	TR	131992	510041	11661	521610	261574	120
9/2019	W17	W17	TR	132083	510006	28808	521784	28720	53
9/2019	W17	W17	TR	132083	510033	28873	521784	28720	13
9/2019	W17	W17	TR	132083	510041	11661	521164	28842	4
9/2019	W17	W17	TR	132083	510041	11661	521654	284917	25
9/2019	W17	W17	TR	132083	510041	11661	521784	28720	49
9/2019	W17	W17	TR	132083	510041	11661	523035	387791	15
9/2019	W17	W17	TR	132245	510041	11661	521252	28779	240
9/2019	W17	W17	TR	132402	510006	28808	523034	384136	75
9/2019	W17	W17	TR	132467	513127	513127	521164	28842	2
9/2019	W17	W17	TR	132495	513127	513127	521164	28842	2
9/2019	W17	W17	TR	132497	513127	513127	521164	28842	2
9/2019	W17	W17	TR	132500	513127	513127	521164	28842	32
9/2019	W17	W17	TR	132521	510041	11661	523035	387791	83
9/2019	W17	W17	TR	132544	510033	28873	523034	384136	153
9/2019	W17	W17	TR	132544	510041	11661	523034	384136	139
9/2019	W17	W17	TR	132582	510006	28808	521012	40226	16
9/2019	W17	W17	TR	132582	510006	28808	521172	28846	26
9/2019	W17	W17	TR	132582	510006	28808	521180	28875	16
9/2019	W17	W17	TR	132582	510006	28808	521188	28862	8
9/2019	W17	W17	TR	132582	510006	28808	521198	28782	8
9/2019	W17	W17	TR	132582	510006	28808	521200	28679	4
9/2019	W17	W17	TR	132582	510006	28808	521204	28672	17
9/2019	W17	W17	TR	132582	510006	28808	521210	28828	20

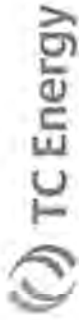


VASCR351

ANR Pipeline Company Transportation Services Fuel By Route Analysis

Reporting Year: *January - December 2019*
Production 09/2019

<u>Production Period</u>	<u>Receipt Segment</u>	<u>Delivery Segment</u>	<u>Service Class</u>	<u>Svc Req Contract</u>	<u>Receipt Location</u>	<u>Receipt Loc Prop</u>	<u>Delivery Location</u>	<u>Delivery Loc Prop</u>	<u>Fuel Quantity</u>
9/2019	WI 7	WI 7	TR	132582	510006	28808	521240	28759	16
9/2019	WI 7	WI 7	TR	132582	510006	28808	521250	28841	22
9/2019	WI 7	WI 7	TR	132582	510006	28808	521292	28806	4
9/2019	WI 7	WI 7	TR	132582	510006	28808	521394	36936	3
9/2019	WI 7	WI 7	TR	132582	510006	28808	521810	36869	3
9/2019	WI 7	WI 7	TR	132582	510006	28808	523034	384136	3
9/2019	WI 7	WI 7	TR	132582	510033	28873	521012	40226	76
9/2019	WI 7	WI 7	TR	132582	510033	28873	521172	28846	97
9/2019	WI 7	WI 7	TR	132582	510033	28873	521178	28883	1
9/2019	WI 7	WI 7	TR	132582	510033	28873	521180	28875	74
9/2019	WI 7	WI 7	TR	132582	510033	28873	521188	28862	35
9/2019	WI 7	WI 7	TR	132582	510033	28873	521198	28782	35
9/2019	WI 7	WI 7	TR	132582	510033	28873	521200	28679	17
9/2019	WI 7	WI 7	TR	132582	510033	28873	521204	28672	93
9/2019	WI 7	WI 7	TR	132582	510033	28873	521210	28828	86
9/2019	WI 7	WI 7	TR	132582	510033	28873	521240	28759	72
9/2019	WI 7	WI 7	TR	132582	510033	28873	521246	28844	19
9/2019	WI 7	WI 7	TR	132582	510033	28873	521250	28841	87
9/2019	WI 7	WI 7	TR	132582	510033	28873	521292	28806	18
9/2019	WI 7	WI 7	TR	132582	510033	28873	521394	36936	14
9/2019	WI 7	WI 7	TR	132582	510033	28873	521810	36869	11
9/2019	WI 7	WI 7	TR	132582	510033	28873	523034	384136	14
9/2019	WI 7	WI 7	TR	132595	510006	28808	523034	384136	224
9/2019	WI 7	WI 7	TR	132625	510041	11661	521172	28846	70
9/2019	WI 7	WI 7	TR	132626	510041	11661	521172	28846	70
9/2019	WI 7	WI 7	TR	132627	510041	11661	521266	28702	28
9/2019	WI 7	WI 7	TR	132627	510041	11661	523032	384134	70
9/2019	WI 7	WI 7	TR	132628	510041	11661	523032	384134	70
9/2019	WI 7	WI 7	TR	132629	510041	11661	521266	28702	112
9/2019	WI 7	WI 7	TR	132663	510033	28873	521172	28846	3
9/2019	WI 7	WI 7	TR	132663	510033	28873	523042	439345	2
9/2019	WI 7	WI 7	TR	132669	510041	11661	521266	28702	35
9/2019	WI 7	WI 7	TR	132669	510041	11661	521314	28661	104



VASCR351

ANR Pipeline Company Transportation Services Fuel By Route Analysis

Reporting Year: *January - December 2019*
Production 09/2019

<u>Production Period</u>	<u>Receipt Segment</u>	<u>Delivery Segment</u>	<u>Service Class</u>	<u>Svc Req Contract</u>	<u>Receipt Location</u>	<u>Receipt Loc Prop</u>	<u>Delivery Location</u>	<u>Delivery Loc Prop</u>	<u>Fuel Quantity</u>
9/2019	W17	W17	TR	132669	510041	11661	523034	384136	127
9/2019	W17	W17	TR	132669	510041	11661	523035	387791	295
9/2019	W17	W17	TR	132669	510041	11661	523042	439345	69
9/2019	W17	W17	TR	132682	510006	28808	505597	505597	42
9/2019	W17	W17	TR	132682	510006	28808	521650	269472	2
9/2019	W17	W17	TR	132682	510006	28808	521654	284917	351
9/2019	W17	W17	TR	132682	510006	28808	523034	384136	191
9/2019	W17	W17	TR	132682	510006	28808	523035	387791	1
9/2019	W17	W17	TR	132682	510033	28873	521650	269472	1
9/2019	W17	W17	TR	132682	510033	28873	523035	387791	284
9/2019	W17	W17	TR	132682	510033	28873	523042	439345	9
9/2019	W17	W17	TR	132682	510041	11661	521314	28661	52
9/2019	W17	W17	TR	132682	510041	11661	521654	284917	39
9/2019	W17	W17	TR	132682	510041	11661	523034	384136	177
9/2019	W17	W17	TR	132682	510041	11661	523035	387791	3
9/2019	W17	W17	TR	132682	510041	11661	523042	439345	2
9/2019	W17	W17	TR	132684	505597	505597	521654	284917	76
9/2019	W17	W17	TR	132684	505602	505602	521296	139402	35
9/2019	W17	W17	TR	132684	505602	505602	521650	269472	76
9/2019	W17	W17	TR	132684	505602	505602	521654	284917	63
9/2019	W17	W17	TR	132684	505602	505602	523042	439345	104
9/2019	W17	W17	TR	132684	510006	28808	521654	284917	42
9/2019	W17	W17	TR	132684	510041	11661	521260	36867	52
9/2019	W17	W17	TR	132684	510041	11661	521654	284917	66
9/2019	W17	W17	TR	132685	505597	505597	521654	284917	69
9/2019	W17	W17	TR	132685	505602	505602	521164	28842	54
9/2019	W17	W17	TR	132685	510006	28808	521654	284917	70
9/2019	W17	W17	TR	132685	510006	28808	523034	384136	91
9/2019	W17	W17	TR	132685	510041	11661	523034	384136	104
9/2019	W17	W17	TR	132686	505602	505602	521654	284917	14
9/2019	W17	W17	TR	132686	510033	28873	521164	28842	15
9/2019	W17	W17	TR	132686	510033	28873	521650	269472	26
9/2019	W17	W17	TR	132686	510033	28873	521654	284917	63

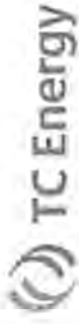


VASCR351

ANR Pipeline Company Transportation Services Fuel By Route Analysis

Reporting Year: January - December 2019
Production 09/2019

<u>Production Period</u>	<u>Receipt Segment</u>	<u>Delivery Segment</u>	<u>Service Class</u>	<u>Svc Req Contract</u>	<u>Receipt Location</u>	<u>Receipt Loc Prop</u>	<u>Delivery Location</u>	<u>Delivery Loc Prop</u>	<u>Fuel Quantity</u>
9/2019	WI 7	WI 7	TR	132686	510033	28873	523032	384134	33
9/2019	WI 7	WI 7	TR	132686	510033	28873	523034	384136	31
9/2019	WI 7	WI 7	TR	132686	510041	11661	521164	28842	66
9/2019	WI 7	WI 7	TR	132744	510041	11661	521164	28842	65
9/2019	WI 7	WI 7	TR	132744	510041	11661	523034	384136	1,317
9/2019	WI 7	WI 7	TR	132911	510006	28808	523034	384136	1,876
9/2019	WI 7	WI 7	TR	133001	510033	28873	521302	28747	42
9/2019	WI 7	WI 7	TR	133008	510033	28873	521174	28778	115
9/2019	WI 7	WI 7	TR	133008	510033	28873	521176	28859	209
9/2019	WI 7	WI 7	TR	133008	510033	28873	521178	28883	405
9/2019	WI 7	WI 7	TR	133008	510033	28873	521190	28825	57
9/2019	WI 7	WI 7	TR	133008	510033	28873	521260	36867	146
9/2019	WI 7	WI 7	TR	133008	510033	28873	521302	28747	122
9/2019	WI 7	WI 7	TR	133008	510033	28873	521356	28774	9
9/2019	WI 7	WI 7	TR	133008	510033	28873	521676	100052	163
9/2019	WI 7	WI 7	TR	133008	510033	28873	521812	40304	414
9/2019	WI 7	WI 7	TR	133008	510033	28873	521260	36867	3
9/2019	WI 7	WI 7	TR	133089	510033	28873	521174	28778	260
9/2019	WI 7	WI 7	TR	133089	510033	28873	521178	28883	615
9/2019	WI 7	WI 7	TR	133089	510033	28873	521180	28875	308
9/2019	WI 7	WI 7	TR	133089	510033	28873	521240	28759	242
9/2019	WI 7	WI 7	TR	133089	510033	28873	521260	36867	1,031
9/2019	WI 7	WI 7	TR	133089	510033	28873	521302	28747	155
9/2019	WI 7	WI 7	TR	133089	510033	28873	521812	40304	310
9/2019	WI 7	WI 7	TR	133156	505597	505597	523034	384136	208
9/2019	WI 7	WI 7	TR	133156	510041	11661	510033	28873	28
9/2019	WI 7	WI 7	TR	133156	510041	11661	523034	384136	69
Segment Subtotal									
Total for 09/2019									
1,758,808									



VASCR351

ANR Pipeline Company Transportation Services Fuel By Route Analysis

Reporting Year: *January - December 2019*
Production 10/2019

<u>Production Period</u>	<u>Receipt Segment</u>	<u>Delivery Segment</u>	<u>Service Class</u>	<u>Svc Req Contract</u>	<u>Receipt Location</u>	<u>Receipt Loc Prop</u>	<u>Delivery Location</u>	<u>Delivery Loc Prop</u>	<u>Fuel Quantity</u>
10/2019	ME 2	ME 2	TR	104491	513084	803184	521982	283195	62
10/2019	ME 2	ME 2	TR	114655	513062	490940	521044	261572	4,082
10/2019	ME 2	ME 2	TR	114656	505226	153719	521644	274229	43
10/2019	ME 2	ME 2	TR	114656	513062	490940	521044	261572	444
10/2019	ME 2	ME 2	TR	114656	513062	490940	521644	274229	1,762
10/2019	ME 2	ME 2	TR	120643	505226	153719	523066	781395	9
10/2019	ME 2	ME 2	TR	124160	513090	927982	505606	505606	1,546
10/2019	ME 2	ME 2	TR	126586	513062	490940	505606	505606	246
10/2019	ME 2	ME 2	TR	129483	513084	803184	521536	20046	357
10/2019	ME 2	ME 2	TR	130590	513084	803184	523069	1055519	108
10/2019	ME 2	ME 2	TR	132584	513090	927982	521660	153751	880
10/2019	ME 2	ME 2	TR	132585	513090	927982	505606	505606	558
10/2019	ME 2	ME 2	TR	132586	513090	927982	505606	505606	418
10/2019	ME 2	ME 2	TR	132586	513090	927982	521044	261572	270
10/2019	ME 2	ME 2	TR	132590	513083	803183	521660	153751	3
10/2019	ME 2	ME 2	TR	132590	513084	803184	513090	927982	1,233
10/2019	ME 2	ME 2	TR	132590	513084	803184	521660	153751	165
10/2019	ME 2	ME 2	TR	132590	513084	803184	523054	490941	976
10/2019	ME 2	ME 2	TR	132696	513084	803184	521536	20046	41
10/2019	ME 2	ME 2	TR	132696	513084	803184	523069	1055519	57
10/2019	ME 2	ME 2	TR	132696	513084	803184	523083	1402187	1,216
	Segment Subtotal								14,476
10/2019	ME 2	ME 3	TR	132544	513084	803184	520028	295957	5,574
10/2019	ME 2	ME 3	TR	132584	513090	927982	521976	201846	698
10/2019	ME 2	ME 3	TR	132590	513090	927982	521986	277052	177
10/2019	ME 2	ME 3	TR	132635	513084	803184	521552	16265	94
10/2019	ME 2	ME 3	TS	123081	513084	803184	521568	4280	97
10/2019	ME 2	ME 3	TS	123608	513084	803184	521560	4481	16
	Segment Subtotal								6,656
10/2019	ME 2	MI 7	TR	106308	521594	20666	505038	153808	186
10/2019	ME 2	MI 7	TR	132544	513084	803184	505038	153808	239
10/2019	ME 2	MI 7	TR	132544	513084	803184	523008	312117	2,631



VASCR351

**ANR Pipeline Company
Transportation Services
Fuel By Route Analysis**

Reporting Year: *January - December 2019*
Production 10/2019

<u>Production Period</u>	<u>Receipt Segment</u>	<u>Delivery Segment</u>	<u>Service Class</u>	<u>Svc Req Contract</u>	<u>Receipt Location</u>	<u>Receipt Loc Prop</u>	<u>Delivery Location</u>	<u>Delivery Loc Prop</u>	<u>Fuel Quantity</u>
10/2019	ME 2	MI 7	TR	132590	513083	803183	521116	42078	623
10/2019	ME 2	MI 7	TR	132590	513090	927982	521116	42078	565
	Segment Subtotal								4,244
10/2019	ME 2	ML 2	TR	126590	513090	927982	521668	22975	245
	Segment Subtotal								245
10/2019	ME 3	ME 3	TR	113877	513085	742252	521620	16118	16
10/2019	ME 3	ME 3	TR	113877	513085	742252	521638	153767	42
10/2019	ME 3	ME 3	TR	113880	513085	742252	521528	4351	1
10/2019	ME 3	ME 3	TR	113884	513105	513105	521638	153767	8
10/2019	ME 3	ME 3	TR	113922	513085	742252	521066	40462	248
10/2019	ME 3	ME 3	TR	113922	513085	742252	521528	4351	139
10/2019	ME 3	ME 3	TR	113922	513085	742252	521620	16118	1
10/2019	ME 3	ME 3	TR	113922	513085	742252	521638	153767	221
10/2019	ME 3	ME 3	TR	113937	513085	742252	521620	16118	9
10/2019	ME 3	ME 3	TR	113937	513085	742252	521638	153767	18
10/2019	ME 3	ME 3	TR	113945	513105	513105	521620	16118	9
10/2019	ME 3	ME 3	TR	113976	513085	742252	521620	16118	3
10/2019	ME 3	ME 3	TR	113976	513085	742252	521638	153767	3
10/2019	ME 3	ME 3	TR	113987	513085	742252	521638	153767	26
10/2019	ME 3	ME 3	TR	115126	505227	153721	505564	1389346	169
10/2019	ME 3	ME 3	TR	118863	505227	153721	521986	277052	386
10/2019	ME 3	ME 3	TR	124603	513085	742252	521626	40184	530
10/2019	ME 3	ME 3	TR	124945	513085	742252	521626	40184	97
10/2019	ME 3	ME 3	TR	124951	513085	742252	521626	40184	82
10/2019	ME 3	ME 3	TR	126846	513126	1389630	521572	40455	605
10/2019	ME 3	ME 3	TR	126846	513126	1389630	521626	40184	418
10/2019	ME 3	ME 3	TR	128295	513085	742252	521032	138747	1,189
10/2019	ME 3	ME 3	TR	128295	513085	742252	521092	4475	1,070
10/2019	ME 3	ME 3	TR	128295	513085	742252	521528	4351	11
10/2019	ME 3	ME 3	TR	128295	513085	742252	521530	4274	23
10/2019	ME 3	ME 3	TR	128295	513085	742252	521572	40455	274
10/2019	ME 3	ME 3	TR	128295	513085	742252	521576	40189	2



VASCR351

**ANR Pipeline Company
Transportation Services
Fuel By Route Analysis**

Reporting Year: *January - December 2019*
Production 10/2019

<u>Production Period</u>	<u>Receipt Segment</u>	<u>Delivery Segment</u>	<u>Service Class</u>	<u>Svc Req Contract</u>	<u>Receipt Location</u>	<u>Receipt Loc Prop</u>	<u>Delivery Location</u>	<u>Delivery Loc Prop</u>	<u>Fuel Quantity</u>
10/2019	ME 3	ME 3	TR	128295	513085	742252	521620	16118	134
10/2019	ME 3	ME 3	TR	128295	513085	742252	521626	40184	68
10/2019	ME 3	ME 3	TR	128295	513085	742252	523006	314730	52
10/2019	ME 3	ME 3	TR	128295	513105	513105	520005	15672	74
10/2019	ME 3	ME 3	TR	128295	513105	513105	521528	4351	48
10/2019	ME 3	ME 3	TR	128295	513105	513105	521552	16265	3
10/2019	ME 3	ME 3	TR	128295	513105	513105	521572	40455	10
10/2019	ME 3	ME 3	TR	128295	513105	513105	521576	40189	7
10/2019	ME 3	ME 3	TR	128295	513105	513105	521620	16118	799
10/2019	ME 3	ME 3	TR	128295	513105	513105	521626	40184	353
10/2019	ME 3	ME 3	TR	128295	513105	513105	523006	314730	66
10/2019	ME 3	ME 3	TR	128295	513126	1389630	521032	138747	14
10/2019	ME 3	ME 3	TR	128295	513126	1389630	521092	4475	333
10/2019	ME 3	ME 3	TR	128295	513126	1389630	521528	4351	138
10/2019	ME 3	ME 3	TR	128295	513126	1389630	521552	16265	9
10/2019	ME 3	ME 3	TR	128295	513126	1389630	521572	40455	117
10/2019	ME 3	ME 3	TR	128295	513126	1389630	521576	40189	10
10/2019	ME 3	ME 3	TR	128295	513126	1389630	521620	16118	465
10/2019	ME 3	ME 3	TR	128295	513126	1389630	521626	40184	429
10/2019	ME 3	ME 3	TR	128296	513085	742252	521032	138747	806
10/2019	ME 3	ME 3	TR	128296	513085	742252	521092	4475	178
10/2019	ME 3	ME 3	TR	128296	513085	742252	521528	4351	86
10/2019	ME 3	ME 3	TR	128296	513085	742252	521530	4274	18
10/2019	ME 3	ME 3	TR	128296	513085	742252	521552	16265	4
10/2019	ME 3	ME 3	TR	128296	513085	742252	521572	40455	169
10/2019	ME 3	ME 3	TR	128296	513085	742252	521576	40189	12
10/2019	ME 3	ME 3	TR	128296	513085	742252	521626	40184	324
10/2019	ME 3	ME 3	TR	128296	513105	513105	520005	15672	23
10/2019	ME 3	ME 3	TR	128296	513105	513105	521032	138747	2
10/2019	ME 3	ME 3	TR	128296	513105	513105	521092	4475	91
10/2019	ME 3	ME 3	TR	128296	513105	513105	521530	4274	1
10/2019	ME 3	ME 3	TR	128296	513105	513105	521534	138745	1
10/2019	ME 3	ME 3	TR	128296	513105	513105	521572	40455	52



VASCR351

ANR Pipeline Company Transportation Services Fuel By Route Analysis

Reporting Year: January - December 2019
Production 10/2019

<u>Production Period</u>	<u>Receipt Segment</u>	<u>Delivery Segment</u>	<u>Service Class</u>	<u>Svc Req. Contract</u>	<u>Receipt Location</u>	<u>Receipt Loc Prop</u>	<u>Delivery Location</u>	<u>Delivery Loc Prop</u>	<u>Fuel Quantity</u>
10/2019	ME 3	ME 3	TR	128296	513105	513105	523006	314730	38
10/2019	ME 3	ME 3	TR	128296	513126	1389630	521092	4475	14
10/2019	ME 3	ME 3	TR	129994	513085	742252	521626	40184	192
10/2019	ME 3	ME 3	TR	130527	505227	153721	523006	314730	232
10/2019	ME 3	ME 3	TR	130775	505012	139240	520005	15672	137
10/2019	ME 3	ME 3	TR	130775	505012	139240	523006	314730	157
10/2019	ME 3	ME 3	TR	130775	505227	153721	523006	314730	6
10/2019	ME 3	ME 3	TR	130775	510008	38224	505012	139240	147
10/2019	ME 3	ME 3	TR	130775	510008	38224	523006	314730	56
10/2019	ME 3	ME 3	TR	130775	510009	138660	505012	139240	4
10/2019	ME 3	ME 3	TR	130775	510009	138660	520005	15672	87
10/2019	ME 3	ME 3	TR	130775	510009	138660	523006	314730	82
10/2019	ME 3	ME 3	TR	130775	510009	138660	505012	139240	854
10/2019	ME 3	ME 3	TR	130775	513085	742252	505012	139240	1
10/2019	ME 3	ME 3	TR	130775	513085	742252	505392	356048	290
10/2019	ME 3	ME 3	TR	130775	513085	742252	520005	15672	6
10/2019	ME 3	ME 3	TR	130775	513085	742252	520027	295956	547
10/2019	ME 3	ME 3	TR	130775	513085	742252	521010	40186	14
10/2019	ME 3	ME 3	TR	130775	513085	742252	521032	138747	33
10/2019	ME 3	ME 3	TR	130775	513085	742252	523006	314730	77
10/2019	ME 3	ME 3	TR	130775	513105	513105	505012	139240	1,267
10/2019	ME 3	ME 3	TR	130775	513105	513105	505392	356048	189
10/2019	ME 3	ME 3	TR	130775	513105	513105	520005	15672	189
10/2019	ME 3	ME 3	TR	130775	513105	513105	521010	40186	348
10/2019	ME 3	ME 3	TR	130775	513105	513105	523006	314730	114
10/2019	ME 3	ME 3	TR	130775	513085	742252	513085	742252	722
10/2019	ME 3	ME 3	TR	131177	513085	742252	521626	40184	12
10/2019	ME 3	ME 3	TR	131177	513085	742252	521620	16118	180
10/2019	ME 3	ME 3	TR	131280	513085	742252	521620	16118	7,387
10/2019	ME 3	ME 3	TR	131280	513105	513105	521620	16118	21
10/2019	ME 3	ME 3	TR	131644	513105	513105	521626	40184	1,580
10/2019	ME 3	ME 3	TR	131934	513085	742252	505563	1389347	115
10/2019	ME 3	ME 3	TR	131934	513105	513105	505563	1389347	828
10/2019	ME 3	ME 3	TR	131992	513085	742252	521626	40184	66
10/2019	ME 3	ME 3	TR	132082	513105	513105	521010	40186	



VASCR351

ANR Pipeline Company Transportation Services Fuel By Route Analysis

Reporting Year: January - December 2019
Production 10/2019

<u>Production Period</u>	<u>Receipt Segment</u>	<u>Delivery Segment</u>	<u>Service Class</u>	<u>Svc Req Contract</u>	<u>Receipt Location</u>	<u>Receipt Loc Prop</u>	<u>Delivery Location</u>	<u>Delivery Loc Prop</u>	<u>Fuel Quantity</u>
10/2019	ME 3	ME 3	TR	132082	513105	513105	521626	40184	33
10/2019	ME 3	ME 3	TR	132083	513105	513105	521092	4475	14
10/2019	ME 3	ME 3	TR	132083	513105	513105	521626	40184	45
10/2019	ME 3	ME 3	TR	132267	513085	742252	521010	40186	34
10/2019	ME 3	ME 3	TR	132267	513085	742252	521620	16118	49
10/2019	ME 3	ME 3	TR	132360	513085	742252	521626	40184	1
10/2019	ME 3	ME 3	TR	132367	513085	742252	520027	295956	55
10/2019	ME 3	ME 3	TR	132491	513085	742252	521552	16265	3
10/2019	ME 3	ME 3	TR	132498	513085	742252	521626	40184	31
10/2019	ME 3	ME 3	TR	132521	505227	153721	523038	398767	194
10/2019	ME 3	ME 3	TR	132521	513085	742252	520028	295957	5
10/2019	ME 3	ME 3	TR	132543	513105	513105	521986	277052	510
10/2019	ME 3	ME 3	TR	132543	513105	513105	523006	314730	98
10/2019	ME 3	ME 3	TR	132544	505227	153721	520028	295957	1
10/2019	ME 3	ME 3	TR	132544	513085	742252	520028	295957	1,178
10/2019	ME 3	ME 3	TR	132544	513085	742252	523038	398767	137
10/2019	ME 3	ME 3	TR	132544	513105	513105	520028	295957	571
10/2019	ME 3	ME 3	TR	132544	513105	513105	523038	398767	93
10/2019	ME 3	ME 3	TR	132582	505227	153721	521620	16118	9
10/2019	ME 3	ME 3	TR	132582	513085	742252	521620	16118	115
10/2019	ME 3	ME 3	TR	132582	513105	513105	521620	16118	8,392
10/2019	ME 3	ME 3	TR	132582	513105	513105	521626	40184	558
10/2019	ME 3	ME 3	TR	132582	513125	1387755	521620	16118	582
10/2019	ME 3	ME 3	TR	132589	513085	742252	521986	277052	28
10/2019	ME 3	ME 3	TR	132590	513085	742252	513085	742252	242
10/2019	ME 3	ME 3	TR	132590	513085	742252	521986	277052	121
10/2019	ME 3	ME 3	TR	132590	513085	742252	523006	314730	49
10/2019	ME 3	ME 3	TR	132590	513105	513105	513085	742252	3,393
10/2019	ME 3	ME 3	TR	132590	513105	513105	521010	40186	4
10/2019	ME 3	ME 3	TR	132590	513105	513105	521032	138747	1,926
10/2019	ME 3	ME 3	TR	132590	513105	513105	521620	16118	105
10/2019	ME 3	ME 3	TR	132590	513105	513105	521986	277052	1,660
10/2019	ME 3	ME 3	TR	132590	513105	513105	523006	314730	99



VASCR351

ANR Pipeline Company Transportation Services Fuel By Route Analysis

Reporting Year: January - December 2019
Production 10/2019

<u>Production Period</u>	<u>Receipt Segment</u>	<u>Delivery Segment</u>	<u>Service Class</u>	<u>Svc Req Contract</u>	<u>Receipt Location</u>	<u>Receipt Loc Prop</u>	<u>Delivery Location</u>	<u>Delivery Loc Prop</u>	<u>Fuel Quantity</u>
10/2019	ME 3	ME 3	TR	132593	513105	513105	521986	277052	38
10/2019	ME 3	ME 3	TR	132594	513105	513105	521986	277052	20
10/2019	ME 3	ME 3	TR	132594	513105	513105	523006	314730	47
10/2019	ME 3	ME 3	TR	132631	513105	513105	513085	742252	214
10/2019	ME 3	ME 3	TR	132634	513125	1387755	521620	16118	34
10/2019	ME 3	ME 3	TR	132658	513085	742252	505392	356048	48
10/2019	ME 3	ME 3	TR	132669	513085	742252	521010	40186	103
10/2019	ME 3	ME 3	TR	132669	513105	513105	521010	40186	635
10/2019	ME 3	ME 3	TR	132673	513085	742252	520015	108796	1
10/2019	ME 3	ME 3	TR	132673	513085	742252	521552	16265	7
10/2019	ME 3	ME 3	TR	132673	513085	742252	521620	16118	8
10/2019	ME 3	ME 3	TR	132673	513105	513105	521552	16265	1
10/2019	ME 3	ME 3	TR	132681	513085	742252	521010	40186	855
10/2019	ME 3	ME 3	TR	132681	513085	742252	521626	40184	796
10/2019	ME 3	ME 3	TR	132681	513105	513105	521010	40186	20
10/2019	ME 3	ME 3	TR	132681	513105	513105	521626	40184	27
10/2019	ME 3	ME 3	TR	132682	513105	513105	513085	742252	40
10/2019	ME 3	ME 3	TR	132683	513105	513105	513085	742252	39
10/2019	ME 3	ME 3	TR	132924	513085	742252	521626	40184	4
10/2019	ME 3	ME 3	TR	132925	513085	742252	521626	40184	31
10/2019	ME 3	ME 3	TR	132927	513085	742252	521092	4475	73
10/2019	ME 3	ME 3	TR	132927	513085	742252	521528	4351	10
10/2019	ME 3	ME 3	TR	132927	513085	742252	521534	138745	17
10/2019	ME 3	ME 3	TR	132927	513085	742252	521626	40184	81
10/2019	ME 3	ME 3	TR	132929	513085	742252	521092	4475	2
10/2019	ME 3	ME 3	TR	132929	513085	742252	521626	40184	4
10/2019	ME 3	ME 3	TR	133006	513085	742252	521620	16118	5
10/2019	ME 3	ME 3	TR	133006	513085	742252	521638	153767	155
10/2019	ME 3	ME 3	TR	133007	513085	742252	521620	16118	15
10/2019	ME 3	ME 3	TR	133007	513085	742252	521638	153767	458
10/2019	ME 3	ME 3	TR	133009	513085	742252	521066	40462	217
10/2019	ME 3	ME 3	TR	133009	513085	742252	521620	16118	19
10/2019	ME 3	ME 3	TR	133009	513085	742252	521638	153767	402



VASCR351

ANR Pipeline Company Transportation Services Fuel By Route Analysis

Reporting Year: January - December 2019
Production 10/2019

<u>Production Period</u>	<u>Receipt Segment</u>	<u>Delivery Segment</u>	<u>Service Class</u>	<u>Svc Req Contract</u>	<u>Receipt Location</u>	<u>Receipt Loc Prop</u>	<u>Delivery Location</u>	<u>Delivery Loc Prop</u>	<u>Fuel Quantity</u>
10/2019	ME 3	ME 3	TR	133087	513085	742252	505392	356048	42
10/2019	ME 3	ME 3	TR	133087	513105	513105	505392	356048	16
10/2019	ME 3	ME 3	TR	133089	513125	1387755	521528	4351	107
10/2019	ME 3	ME 3	TR	133089	513125	1387755	521638	153767	38
10/2019	ME 3	ME 3	TR	133219	513085	742252	505573	1400988	733
10/2019	ME 3	ME 3	TR	133219	513085	742252	520027	295956	6
10/2019	ME 3	ME 3	TR	133219	513085	742252	521552	16265	114
10/2019	ME 3	ME 3	TR	133220	513085	742252	505573	1400988	5
10/2019	ME 3	ME 3	TR	133222	513085	742252	505573	1400988	133
10/2019	ME 3	ME 3	TR	133222	513085	742252	521620	16118	43
10/2019	ME 3	ME 3	TR	133224	513126	1389630	521092	4475	284
10/2019	ME 3	ME 3	TR	133225	513085	742252	520005	15672	191
10/2019	ME 3	ME 3	TR	133225	513085	742252	521032	138747	42
10/2019	ME 3	ME 3	TR	133225	513085	742252	521092	4475	21
10/2019	ME 3	ME 3	TR	133225	513085	742252	521620	16118	141
10/2019	ME 3	ME 3	TR	133225	513085	742252	521626	40184	12
10/2019	ME 3	ME 3	TR	133225	513085	742252	523006	314730	128
10/2019	ME 3	ME 3	TR	133225	513105	513105	521092	4475	20
10/2019	ME 3	ME 3	TR	133225	513126	1389630	521032	138747	71
10/2019	ME 3	ME 3	TR	133226	513085	742252	505573	1400988	82
10/2019	ME 3	ME 3	TR	133226	513085	742252	520027	295956	8
10/2019	ME 3	ME 3	TR	133228	513085	742252	505573	1400988	36
10/2019	ME 3	ME 3	TR	133229	513085	742252	505573	1400988	4
10/2019	ME 3	ME 3	TR	133230	513105	513105	521620	16118	5
10/2019	ME 3	ME 3	TR	133234	513085	742252	505573	1400988	66
10/2019	ME 3	ME 3	TR	133234	513085	742252	520027	295956	1
10/2019	ME 3	ME 3	TR	133240	513085	742252	505392	356048	9
10/2019	ME 3	ME 3	TR	133240	513085	742252	505573	1400988	483
10/2019	ME 3	ME 3	TR	133240	513085	742252	520023	28447	46
10/2019	ME 3	ME 3	TR	133240	513085	742252	520027	295956	12
10/2019	ME 3	ME 3	TR	133240	513085	742252	521620	16118	11
10/2019	ME 3	ME 3	TR	133241	513085	742252	505573	1400988	28
10/2019	ME 3	ME 3	TR	133242	513085	742252	505238	174721	93

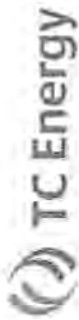


VASCR351

ANR Pipeline Company Transportation Services Fuel By Route Analysis

Reporting Year: January - December 2019
Production 10/2019

<u>Production Period</u>	<u>Receipt Segment</u>	<u>Delivery Segment</u>	<u>Service Class</u>	<u>Svc Req Contract</u>	<u>Receipt Location</u>	<u>Receipt Loc Prop</u>	<u>Delivery Location</u>	<u>Delivery Loc Prop</u>	<u>Fuel Quantity</u>
10/2019	ME 3	ME 3	TR	133242	513085	742252	505573	1400988	761
10/2019	ME 3	ME 3	TR	133257	513085	742252	521092	4475	20
10/2019	ME 3	ME 3	TR	133268	513085	742252	505573	1400988	1
10/2019	ME 3	ME 3	TR	133269	513085	742252	505573	1400988	32
10/2019	ME 3	ME 3	TR	133275	513085	742252	505573	1400988	1
10/2019	ME 3	ME 3	TR	133289	513085	742252	505573	1400988	645
10/2019	ME 3	ME 3	TR	133289	513105	513105	505573	1400988	220
10/2019	ME 3	ME 3	TR	133291	513085	742252	505573	1400988	29
10/2019	ME 3	ME 3	TR	133293	513085	742252	505573	1400988	15
Segment Subtotal									
10/2019	ME 3	MI 7	TR	113877	513085	742252	521116	42078	244
10/2019	ME 3	MI 7	TR	113877	513085	742252	521144	11580	43
10/2019	ME 3	MI 7	TR	113877	513085	742252	521670	40468	295
10/2019	ME 3	MI 7	TR	113877	513105	513105	521670	40468	24
10/2019	ME 3	MI 7	TR	113879	513085	742252	521116	42078	67
10/2019	ME 3	MI 7	TR	113879	513085	742252	521144	11580	5
10/2019	ME 3	MI 7	TR	113880	513085	742252	521670	40468	78
10/2019	ME 3	MI 7	TR	113880	513085	742252	521116	42078	63
10/2019	ME 3	MI 7	TR	113880	513085	742252	521144	11580	257
10/2019	ME 3	MI 7	TR	113884	513085	742252	521670	40468	20
10/2019	ME 3	MI 7	TR	113884	513085	742252	521116	42078	82
10/2019	ME 3	MI 7	TR	113884	513105	513105	521670	40468	69
10/2019	ME 3	MI 7	TR	113884	513105	513105	521008	11616	22
10/2019	ME 3	MI 7	TR	113884	513105	513105	521116	42078	35
10/2019	ME 3	MI 7	TR	113884	513105	513105	521144	11580	120
10/2019	ME 3	MI 7	TR	113884	513105	513105	521670	40468	45
10/2019	ME 3	MI 7	TR	113886	513085	742252	521116	42078	42
10/2019	ME 3	MI 7	TR	113886	513085	742252	521670	40468	132
10/2019	ME 3	MI 7	TR	113889	513085	742252	521116	42078	51
10/2019	ME 3	MI 7	TR	113889	513085	742252	521144	11580	3
10/2019	ME 3	MI 7	TR	113889	513085	742252	521670	40468	156
10/2019	ME 3	MI 7	TR	113890	513085	742252	521116	42078	16
10/2019	ME 3	MI 7	TR	113890	513085	742252	521670	40468	104



VASCR351

**ANR Pipeline Company
Transportation Services
Fuel By Route Analysis**

Reporting Year: *January - December 2019*
Production 10/2019

<u>Production Period</u>	<u>Receipt Segment</u>	<u>Delivery Segment</u>	<u>Service Class</u>	<u>Svc Req Contract</u>	<u>Receipt Location</u>	<u>Receipt Loc Prop</u>	<u>Delivery Location</u>	<u>Delivery Loc Prop</u>	<u>Fuel Quantity</u>
10/2019	ME 3	MI 7	TR	113904	513085	742252	521116	42078	64
10/2019	ME 3	MI 7	TR	113904	513085	742252	521670	40468	167
10/2019	ME 3	MI 7	TR	113922	513085	742252	521116	42078	183
10/2019	ME 3	MI 7	TR	113922	513085	742252	521144	11580	23
10/2019	ME 3	MI 7	TR	113922	513085	742252	521670	40468	159
10/2019	ME 3	MI 7	TR	113922	513105	513105	521008	11616	46
10/2019	ME 3	MI 7	TR	113922	513105	513105	521116	42078	40
10/2019	ME 3	MI 7	TR	113922	513105	513105	521144	11580	1
10/2019	ME 3	MI 7	TR	113922	513105	513105	521670	40468	124
10/2019	ME 3	MI 7	TR	113933	513085	742252	521116	42078	62
10/2019	ME 3	MI 7	TR	113933	513085	742252	521670	40468	141
10/2019	ME 3	MI 7	TR	113936	513085	742252	521116	42078	47
10/2019	ME 3	MI 7	TR	113936	513085	742252	521670	40468	127
10/2019	ME 3	MI 7	TR	113937	513085	742252	521116	42078	84
10/2019	ME 3	MI 7	TR	113937	513085	742252	521144	11580	309
10/2019	ME 3	MI 7	TR	113937	513105	513105	521116	42078	14
10/2019	ME 3	MI 7	TR	113937	513105	513105	521144	11580	9
10/2019	ME 3	MI 7	TR	113937	513105	513105	521670	40468	1
10/2019	ME 3	MI 7	TR	113945	513085	742252	521116	42078	77
10/2019	ME 3	MI 7	TR	113945	513085	742252	521144	11580	6
10/2019	ME 3	MI 7	TR	113945	513085	742252	521670	40468	1
10/2019	ME 3	MI 7	TR	113945	513105	513105	521116	42078	2
10/2019	ME 3	MI 7	TR	113945	513105	513105	521144	11580	18
10/2019	ME 3	MI 7	TR	113945	513105	513105	521670	40468	21
10/2019	ME 3	MI 7	TR	113956	513085	742252	521116	42078	4
10/2019	ME 3	MI 7	TR	113956	513085	742252	521144	11580	87
10/2019	ME 3	MI 7	TR	113956	513085	742252	521670	40468	2
10/2019	ME 3	MI 7	TR	113960	513085	742252	521116	42078	12
10/2019	ME 3	MI 7	TR	113960	513085	742252	521144	11580	112
10/2019	ME 3	MI 7	TR	113976	513085	742252	521116	42078	60
10/2019	ME 3	MI 7	TR	113976	513085	742252	521144	11580	259
10/2019	ME 3	MI 7	TR	113976	513105	513105	521144	11580	1
10/2019	ME 3	MI 7	TR	113987	513085	742252	521116	42078	131



VASCR351

ANR Pipeline Company Transportation Services Fuel By Route Analysis

Reporting Year: *January - December 2019*
Production **10/2019**

<u>Production Period</u>	<u>Receipt Segment</u>	<u>Delivery Segment</u>	<u>Service Class</u>	<u>Svc Req Contract</u>	<u>Receipt Location</u>	<u>Receipt Loc Prop</u>	<u>Delivery Location</u>	<u>Delivery Loc Prop</u>	<u>Fuel Quantity</u>
10/2019	ME 3	MI 7	TR	113987	513085	742252	521670	40468	43
10/2019	ME 3	MI 7	TR	113987	513105	513105	521008	11616	18
10/2019	ME 3	MI 7	TR	113987	513105	513105	521116	42078	9
10/2019	ME 3	MI 7	TR	113987	513105	513105	521144	11580	108
10/2019	ME 3	MI 7	TR	113987	513105	513105	521670	40468	150
10/2019	ME 3	MI 7	TR	115931	513085	742252	521116	42078	25
10/2019	ME 3	MI 7	TR	115931	513085	742252	521670	40468	124
10/2019	ME 3	MI 7	TR	123255	513105	513105	505038	153808	8,847
10/2019	ME 3	MI 7	TR	123255	513105	513105	521634	11566	145
10/2019	ME 3	MI 7	TR	123628	513105	513105	521116	42078	2,263
10/2019	ME 3	MI 7	TR	123966	513085	742252	521014	153852	27
10/2019	ME 3	MI 7	TR	123966	513085	742252	521116	42078	4
10/2019	ME 3	MI 7	TR	123966	513105	513105	505108	243097	290
10/2019	ME 3	MI 7	TR	123966	513105	513105	505515	866062	3,183
10/2019	ME 3	MI 7	TR	123966	513105	513105	505541	1181282	972
10/2019	ME 3	MI 7	TR	123966	513105	513105	511136	277072	780
10/2019	ME 3	MI 7	TR	123966	513105	513105	521014	153852	7,028
10/2019	ME 3	MI 7	TR	123966	513105	513105	521058	282435	90
10/2019	ME 3	MI 7	TR	123966	513105	513105	521080	138675	8,565
10/2019	ME 3	MI 7	TR	123966	513105	513105	521116	42078	766
10/2019	ME 3	MI 7	TR	123966	513105	513105	521144	11580	799
10/2019	ME 3	MI 7	TR	123966	513105	513105	521158	11581	1,305
10/2019	ME 3	MI 7	TR	123966	513105	513105	521932	138744	908
10/2019	ME 3	MI 7	TR	123966	513105	513105	521985	278172	11,065
10/2019	ME 3	MI 7	TR	123966	513105	513105	523014	318733	244
10/2019	ME 3	MI 7	TR	123966	513085	742252	505038	153808	1,598
10/2019	ME 3	MI 7	TR	124603	513085	742252	521932	138744	3,171
10/2019	ME 3	MI 7	TR	124603	513085	742252	505038	153808	8,934
10/2019	ME 3	MI 7	TR	124690	513105	513105	505038	153808	1,276
10/2019	ME 3	MI 7	TR	124945	513085	742252	521932	138744	1,408
10/2019	ME 3	MI 7	TR	124945	513085	742252	521932	138744	959
10/2019	ME 3	MI 7	TR	124951	513085	742252	521932	138744	36
10/2019	ME 3	MI 7	TR	125014	513085	742252	521116	42078	6
10/2019	ME 3	MI 7	TR	125014	513085	742252	521144	11580	6



VASCR351

ANR Pipeline Company Transportation Services Fuel By Route Analysis

Reporting Year: January - December 2019
Production 10/2019

<u>Production Period</u>	<u>Receipt Segment</u>	<u>Delivery Segment</u>	<u>Service Class</u>	<u>Svc Req Contract</u>	<u>Receipt Location</u>	<u>Receipt Loc Prop</u>	<u>Delivery Location</u>	<u>Delivery Loc Prop</u>	<u>Fuel Quantity</u>
10/2019	ME 3	MI 7	TR	125014	513085	742252	521670	40468	138
10/2019	ME 3	MI 7	TR	125047	505007	139235	505038	153808	262
10/2019	ME 3	MI 7	TR	125655	513085	742252	521074	40470	31
10/2019	ME 3	MI 7	TR	126229	513085	742252	521116	42078	12
10/2019	ME 3	MI 7	TR	126229	513085	742252	521144	11580	112
10/2019	ME 3	MI 7	TR	126231	513085	742252	521074	40470	62
10/2019	ME 3	MI 7	TR	126509	513085	742252	521116	42078	4
10/2019	ME 3	MI 7	TR	126509	513085	742252	521144	11580	58
10/2019	ME 3	MI 7	TR	126512	513085	742252	521074	40470	31
10/2019	ME 3	MI 7	TR	126513	513085	742252	521074	40470	62
10/2019	ME 3	MI 7	TR	126846	513105	513105	521606	216654	1,537
10/2019	ME 3	MI 7	TR	126846	513105	513105	521690	40892	106
10/2019	ME 3	MI 7	TR	126846	513126	1389630	521606	216654	870
10/2019	ME 3	MI 7	TR	126846	513126	1389630	521690	40892	60
10/2019	ME 3	MI 7	TR	126847	513126	1389630	521074	40470	87
10/2019	ME 3	MI 7	TR	126847	513126	1389630	521606	216654	1,962
10/2019	ME 3	MI 7	TR	126847	513126	1389630	521690	40892	211
10/2019	ME 3	MI 7	TR	128295	513085	742252	505038	153808	242
10/2019	ME 3	MI 7	TR	128295	513085	742252	511136	277072	2
10/2019	ME 3	MI 7	TR	128295	513085	742252	521624	4375	24
10/2019	ME 3	MI 7	TR	128295	513085	742252	521962	139401	15
10/2019	ME 3	MI 7	TR	128295	513105	513105	505038	153808	3,532
10/2019	ME 3	MI 7	TR	128295	513105	513105	511136	277072	165
10/2019	ME 3	MI 7	TR	128295	513105	513105	521014	153852	169
10/2019	ME 3	MI 7	TR	128295	513105	513105	521116	42078	18
10/2019	ME 3	MI 7	TR	128295	513105	513105	521124	11562	307
10/2019	ME 3	MI 7	TR	128295	513105	513105	521624	4375	69
10/2019	ME 3	MI 7	TR	128295	513105	513105	521962	139401	148
10/2019	ME 3	MI 7	TR	128295	513105	513105	521985	278172	483
10/2019	ME 3	MI 7	TR	128296	513085	742252	505038	153808	52
10/2019	ME 3	MI 7	TR	128296	513085	742252	511136	277072	15
10/2019	ME 3	MI 7	TR	128296	513085	742252	521116	42078	48
10/2019	ME 3	MI 7	TR	128296	513105	513105	505038	153808	109



VASCR351

**ANR Pipeline Company
Transportation Services
Fuel By Route Analysis**

Reporting Year: *January - December 2019*
Production 10/2019

<u>Production Period</u>	<u>Receipt Segment</u>	<u>Delivery Segment</u>	<u>Service Class</u>	<u>Svc Req Contract</u>	<u>Receipt Location</u>	<u>Receipt Loc Prop</u>	<u>Delivery Location</u>	<u>Delivery Loc Prop</u>	<u>Fuel Quantity</u>
10/2019	ME 3	MI 7	TR	128296	513105	513105	511136	277072	254
10/2019	ME 3	MI 7	TR	128296	513105	513105	521014	153852	114
10/2019	ME 3	MI 7	TR	128296	513105	513105	521116	42078	702
10/2019	ME 3	MI 7	TR	128296	513105	513105	521962	139401	388
10/2019	ME 3	MI 7	TR	128296	513105	513105	521985	278172	367
10/2019	ME 3	MI 7	TR	128296	513126	1389630	521014	153852	69
10/2019	ME 3	MI 7	TR	128709	513085	742252	505038	153808	82
10/2019	ME 3	MI 7	TR	128709	513085	742252	521116	42078	982
10/2019	ME 3	MI 7	TR	128709	513105	513105	505038	153808	114
10/2019	ME 3	MI 7	TR	128709	513105	513105	511136	277072	57
10/2019	ME 3	MI 7	TR	128709	513105	513105	521116	42078	1,408
10/2019	ME 3	MI 7	TR	128709	513105	513105	523008	312117	17
10/2019	ME 3	MI 7	TR	128710	513085	742252	521116	42078	393
10/2019	ME 3	MI 7	TR	128710	513085	742252	521985	278172	1,080
10/2019	ME 3	MI 7	TR	128710	513085	742252	523008	312117	169
10/2019	ME 3	MI 7	TR	128710	513105	513105	505038	153808	90
10/2019	ME 3	MI 7	TR	128710	513105	513105	511136	277072	115
10/2019	ME 3	MI 7	TR	128710	513105	513105	521116	42078	239
10/2019	ME 3	MI 7	TR	128710	513105	513105	521985	278172	1,289
10/2019	ME 3	MI 7	TR	128710	513105	513105	523008	312117	1,848
10/2019	ME 3	MI 7	TR	128710	513125	1387755	523008	312117	594
10/2019	ME 3	MI 7	TR	129337	513105	513105	521116	42078	91
10/2019	ME 3	MI 7	TR	129337	513105	513105	523086	523086	126
10/2019	ME 3	MI 7	TR	129337	513125	1387755	521116	42078	6,318
10/2019	ME 3	MI 7	TR	129337	513125	1387755	523086	523086	8,748
10/2019	ME 3	MI 7	TR	129994	513085	742252	521932	138744	2,191
10/2019	ME 3	MI 7	TR	131177	513085	742252	505038	153808	2,385
10/2019	ME 3	MI 7	TR	131177	513085	742252	505108	243097	62
10/2019	ME 3	MI 7	TR	131177	513085	742252	521016	4196	48
10/2019	ME 3	MI 7	TR	131177	513085	742252	521116	42078	3,284
10/2019	ME 3	MI 7	TR	131177	513085	742252	521118	11578	1,194
10/2019	ME 3	MI 7	TR	131177	513085	742252	521144	11580	1,159
10/2019	ME 3	MI 7	TR	131177	513085	742252	521634	11566	696



VASCR351

ANR Pipeline Company Transportation Services Fuel By Route Analysis

Reporting Year: *January - December 2019*
Production: *10/2019*

<u>Production Period</u>	<u>Receipt Segment</u>	<u>Delivery Segment</u>	<u>Service Class</u>	<u>Svc Req Contract</u>	<u>Receipt Location</u>	<u>Receipt Loc Prop</u>	<u>Delivery Location</u>	<u>Delivery Loc Prop</u>	<u>Fuel Quantity</u>
10/2019	ME 3	MI 7	TR	131177	513085	742252	521932	138744	2,828
10/2019	ME 3	MI 7	TR	131439	505032	139374	505038	153808	84
10/2019	ME 3	MI 7	TR	131445	505008	139236	505038	153808	66
10/2019	ME 3	MI 7	TR	131605	513085	742252	511136	277072	71
10/2019	ME 3	MI 7	TR	131644	513085	742252	505038	153808	494
10/2019	ME 3	MI 7	TR	131644	513085	742252	521008	11616	55
10/2019	ME 3	MI 7	TR	131644	513085	742252	521014	153852	1,435
10/2019	ME 3	MI 7	TR	131644	513085	742252	521116	42078	194
10/2019	ME 3	MI 7	TR	131644	513085	742252	521606	216654	15
10/2019	ME 3	MI 7	TR	131644	513085	742252	521634	11566	13
10/2019	ME 3	MI 7	TR	131644	513085	742252	521690	40892	13
10/2019	ME 3	MI 7	TR	131644	513085	742252	521985	278172	66
10/2019	ME 3	MI 7	TR	131644	513105	513105	505038	153808	753
10/2019	ME 3	MI 7	TR	131644	513105	513105	521014	153852	32
10/2019	ME 3	MI 7	TR	131644	513105	513105	521116	42078	4
10/2019	ME 3	MI 7	TR	131644	513105	513105	521634	11566	73
10/2019	ME 3	MI 7	TR	131644	513105	513105	521670	40468	46
10/2019	ME 3	MI 7	TR	131644	513105	513105	521985	278172	41
10/2019	ME 3	MI 7	TR	131644	513105	513105	523052	467243	3
10/2019	ME 3	MI 7	TR	131644	513126	1389630	505038	153808	45
10/2019	ME 3	MI 7	TR	131644	513126	1389630	521014	153852	200
10/2019	ME 3	MI 7	TR	131644	513126	1389630	521604	150409	412
10/2019	ME 3	MI 7	TR	131644	513126	1389630	521670	40468	214
10/2019	ME 3	MI 7	TR	131970	513085	742252	505038	153808	2,204
10/2019	ME 3	MI 7	TR	131971	513085	742252	505038	153808	2,215
10/2019	ME 3	MI 7	TR	132082	513085	742252	505038	153808	235
10/2019	ME 3	MI 7	TR	132082	513085	742252	521008	11616	828
10/2019	ME 3	MI 7	TR	132082	513085	742252	521116	42078	38
10/2019	ME 3	MI 7	TR	132082	513085	742252	521138	11680	6
10/2019	ME 3	MI 7	TR	132082	513085	742252	521606	216654	88
10/2019	ME 3	MI 7	TR	132082	513085	742252	521634	11566	31
10/2019	ME 3	MI 7	TR	132082	513085	742252	521690	40892	126
10/2019	ME 3	MI 7	TR	132082	513085	742252	521985	278172	61



VASCR351

ANR Pipeline Company Transportation Services Fuel By Route Analysis

Reporting Year: *January - December 2019*
Production *10/2019*

<u>Production Period</u>	<u>Receipt Segment</u>	<u>Delivery Segment</u>	<u>Service Class</u>	<u>Svc Req Contract</u>	<u>Receipt Location</u>	<u>Receipt Loc Prop</u>	<u>Delivery Location</u>	<u>Delivery Loc Prop</u>	<u>Fuel Quantity</u>
10/2019	ME 3	MI 7	TR	132082	513085	742252	523052	467243	2
10/2019	ME 3	MI 7	TR	132082	513105	513105	505038	153808	94
10/2019	ME 3	MI 7	TR	132082	513105	513105	521008	11616	236
10/2019	ME 3	MI 7	TR	132082	513105	513105	521118	11578	298
10/2019	ME 3	MI 7	TR	132082	513105	513105	521138	11680	4
10/2019	ME 3	MI 7	TR	132082	513105	513105	521634	11566	2
10/2019	ME 3	MI 7	TR	132082	513105	513105	521985	278172	25
10/2019	ME 3	MI 7	TR	132082	513085	742252	505038	153808	159
10/2019	ME 3	MI 7	TR	132083	513085	742252	521008	11616	29
10/2019	ME 3	MI 7	TR	132083	513085	742252	521116	42078	7
10/2019	ME 3	MI 7	TR	132083	513085	742252	521118	11578	266
10/2019	ME 3	MI 7	TR	132083	513085	742252	521122	11751	281
10/2019	ME 3	MI 7	TR	132083	513085	742252	521124	11562	99
10/2019	ME 3	MI 7	TR	132083	513085	742252	521142	40477	48
10/2019	ME 3	MI 7	TR	132083	513085	742252	521146	11785	27
10/2019	ME 3	MI 7	TR	132083	513085	742252	521162	11748	385
10/2019	ME 3	MI 7	TR	132083	513085	742252	521634	11566	8
10/2019	ME 3	MI 7	TR	132083	513085	742252	521966	216338	24
10/2019	ME 3	MI 7	TR	132083	513085	742252	521985	278172	2
10/2019	ME 3	MI 7	TR	132083	513085	742252	523052	467243	310
10/2019	ME 3	MI 7	TR	132083	513105	513105	505038	153808	74
10/2019	ME 3	MI 7	TR	132083	513105	513105	521008	11616	282
10/2019	ME 3	MI 7	TR	132083	513105	513105	521014	153852	4
10/2019	ME 3	MI 7	TR	132083	513105	513105	521118	11578	44
10/2019	ME 3	MI 7	TR	132083	513105	513105	521122	11751	138
10/2019	ME 3	MI 7	TR	132083	513105	513105	521124	11562	29
10/2019	ME 3	MI 7	TR	132083	513105	513105	521142	40477	14
10/2019	ME 3	MI 7	TR	132083	513105	513105	521146	11785	4
10/2019	ME 3	MI 7	TR	132083	513105	513105	521162	11748	93
10/2019	ME 3	MI 7	TR	132083	513105	513105	521966	216338	3
10/2019	ME 3	MI 7	TR	132083	513105	513105	523052	467243	39
10/2019	ME 3	MI 7	TR	132243	513085	742252	511136	277072	11
10/2019	ME 3	MI 7	TR	132243	513085	742252	521985	278172	87



VASCR351

**ANR Pipeline Company
Transportation Services
Fuel By Route Analysis**

Reporting Year: *January - December 2019*
Production 10/2019

<u>Production Period</u>	<u>Receipt Segment</u>	<u>Delivery Segment</u>	<u>Service Class</u>	<u>Svc Req Contract</u>	<u>Receipt Location</u>	<u>Receipt Loc Prop</u>	<u>Delivery Location</u>	<u>Delivery Loc Prop</u>	<u>Fuel Quantity</u>
10/2019	ME 3	MI 7	TR	132243	513105	513105	505038	153808	9
10/2019	ME 3	MI 7	TR	132243	513105	513105	511136	277072	29
10/2019	ME 3	MI 7	TR	132243	513105	513105	521014	153852	90
10/2019	ME 3	MI 7	TR	132243	513105	513105	521116	42078	54
10/2019	ME 3	MI 7	TR	132243	513105	513105	521962	139401	148
10/2019	ME 3	MI 7	TR	132243	513105	513105	521985	278172	87
10/2019	ME 3	MI 7	TR	132267	513085	742252	521074	40470	95
10/2019	ME 3	MI 7	TR	132267	513085	742252	521138	11680	62
10/2019	ME 3	MI 7	TR	132267	513085	742252	521144	11580	51
10/2019	ME 3	MI 7	TR	132267	513085	742252	521146	11785	10
10/2019	ME 3	MI 7	TR	132267	513085	742252	521670	40468	10
10/2019	ME 3	MI 7	TR	132267	513085	742252	521942	198847	713
10/2019	ME 3	MI 7	TR	132358	513085	742252	521932	138744	2
10/2019	ME 3	MI 7	TR	132359	513085	742252	521932	138744	2
10/2019	ME 3	MI 7	TR	132362	513085	742252	505038	153808	4
10/2019	ME 3	MI 7	TR	132362	513085	742252	521932	138744	30
10/2019	ME 3	MI 7	TR	132364	513085	742252	521142	40477	31
10/2019	ME 3	MI 7	TR	132364	513085	742252	521144	11580	62
10/2019	ME 3	MI 7	TR	132367	513085	742252	505038	153808	372
10/2019	ME 3	MI 7	TR	132367	513085	742252	521118	11578	30
10/2019	ME 3	MI 7	TR	132367	513085	742252	521122	11751	46
10/2019	ME 3	MI 7	TR	132367	513085	742252	521124	11562	40
10/2019	ME 3	MI 7	TR	132368	513085	742252	521932	138744	248
10/2019	ME 3	MI 7	TR	132372	513085	742252	521932	138744	11
10/2019	ME 3	MI 7	TR	132393	513085	742252	521932	138744	93
10/2019	ME 3	MI 7	TR	132448	513085	742252	521932	138744	216
10/2019	ME 3	MI 7	TR	132463	513085	742252	521932	138744	31
10/2019	ME 3	MI 7	TR	132464	513085	742252	521932	138744	31
10/2019	ME 3	MI 7	TR	132467	513085	742252	505038	153808	33
10/2019	ME 3	MI 7	TR	132467	513085	742252	521932	138744	29
10/2019	ME 3	MI 7	TR	132468	513085	742252	521932	138744	31
10/2019	ME 3	MI 7	TR	132474	513085	742252	505038	153808	29
10/2019	ME 3	MI 7	TR	132478	513085	742252	505038	153808	29

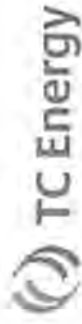


VASCR351

ANR Pipeline Company Transportation Services Fuel By Route Analysis

Reporting Year: *January - December 2019*
Production 10/2019

<u>Production Period</u>	<u>Receipt Segment</u>	<u>Delivery Segment</u>	<u>Service Class</u>	<u>Svc Req Contract</u>	<u>Receipt Location</u>	<u>Receipt Loc Prop</u>	<u>Delivery Location</u>	<u>Delivery Loc Prop</u>	<u>Fuel Quantity</u>
10/2019	ME 3	MI 7	TR	132487	513085	742252	505038	153808	32
10/2019	ME 3	MI 7	TR	132487	513085	742252	521932	138744	28
10/2019	ME 3	MI 7	TR	132488	513085	742252	521932	138744	31
10/2019	ME 3	MI 7	TR	132491	513085	742252	505038	153808	20
10/2019	ME 3	MI 7	TR	132491	513085	742252	521634	11566	31
10/2019	ME 3	MI 7	TR	132491	513085	742252	521932	138744	63
10/2019	ME 3	MI 7	TR	132492	513085	742252	521932	138744	62
10/2019	ME 3	MI 7	TR	132495	513085	742252	521932	138744	62
10/2019	ME 3	MI 7	TR	132496	513085	742252	521932	138744	93
10/2019	ME 3	MI 7	TR	132497	513085	742252	521932	138744	62
10/2019	ME 3	MI 7	TR	132500	513085	742252	505038	153808	98
10/2019	ME 3	MI 7	TR	132500	513085	742252	521932	138744	55
10/2019	ME 3	MI 7	TR	132517	513085	742252	523008	312117	728
10/2019	ME 3	MI 7	TR	132517	513105	513105	523008	312117	2,333
10/2019	ME 3	MI 7	TR	132517	513125	1387755	521985	278172	32
10/2019	ME 3	MI 7	TR	132517	513125	1387755	523008	312117	11,085
10/2019	ME 3	MI 7	TR	132521	513085	742252	511136	277072	160
10/2019	ME 3	MI 7	TR	132521	513085	742252	523008	312117	2,904
10/2019	ME 3	MI 7	TR	132521	513105	513105	523008	312117	6,281
10/2019	ME 3	MI 7	TR	132521	513125	1387755	521985	278172	64
10/2019	ME 3	MI 7	TR	132521	513125	1387755	523008	312117	3,879
10/2019	ME 3	MI 7	TR	132521	513126	1389630	521985	278172	127
10/2019	ME 3	MI 7	TR	132521	513126	1389630	523008	312117	918
10/2019	ME 3	MI 7	TR	132543	513105	513105	510005	246067	604
10/2019	ME 3	MI 7	TR	132543	513105	513105	511136	277072	609
10/2019	ME 3	MI 7	TR	132543	513105	513105	521030	282436	8,047
10/2019	ME 3	MI 7	TR	132543	513105	513105	521116	42078	25
10/2019	ME 3	MI 7	TR	132543	513105	513105	523084	1402545	546
10/2019	ME 3	MI 7	TR	132543	513105	513105	523090	523090	58
10/2019	ME 3	MI 7	TR	132544	513085	742252	505038	153808	681
10/2019	ME 3	MI 7	TR	132544	513085	742252	511136	277072	1,395
10/2019	ME 3	MI 7	TR	132544	513085	742252	521116	42078	1,348
10/2019	ME 3	MI 7	TR	132544	513085	742252	523008	312117	454



VASCR351

**ANR Pipeline Company
Transportation Services
Fuel By Route Analysis**

Reporting Year: *January - December 2019*
Production 10/2019

<u>Production Period</u>	<u>Receipt Segment</u>	<u>Delivery Segment</u>	<u>Service Class</u>	<u>Svc Req Contract</u>	<u>Receipt Location</u>	<u>Receipt Loc Prop</u>	<u>Delivery Location</u>	<u>Delivery Loc Prop</u>	<u>Fuel Quantity</u>
10/2019	ME 3	MI 7	TR	132544	513105	513105	505038	153808	5,011
10/2019	ME 3	MI 7	TR	132544	513105	513105	511136	277072	5,881
10/2019	ME 3	MI 7	TR	132544	513105	513105	521116	42078	4,844
10/2019	ME 3	MI 7	TR	132544	513105	513105	523008	312117	16,442
10/2019	ME 3	MI 7	TR	132544	513125	1387755	505038	153808	518
10/2019	ME 3	MI 7	TR	132544	513125	1387755	511136	277072	284
10/2019	ME 3	MI 7	TR	132544	513125	1387755	523008	312117	331
10/2019	ME 3	MI 7	TR	132561	505012	139240	505038	153808	3,802
10/2019	ME 3	MI 7	TR	132582	513105	513105	505541	1181282	467
10/2019	ME 3	MI 7	TR	132582	513105	513105	521014	153852	1,087
10/2019	ME 3	MI 7	TR	132582	513105	513105	521116	42078	396
10/2019	ME 3	MI 7	TR	132582	513105	513105	521138	11680	338
10/2019	ME 3	MI 7	TR	132582	513105	513105	521670	40468	34
10/2019	ME 3	MI 7	TR	132582	513105	513105	521962	139401	248
10/2019	ME 3	MI 7	TR	132582	513105	513105	521966	216338	11
10/2019	ME 3	MI 7	TR	132582	513125	1387755	521116	42078	69
10/2019	ME 3	MI 7	TR	132590	513085	742252	521030	282436	32
10/2019	ME 3	MI 7	TR	132590	513085	742252	521116	42078	21
10/2019	ME 3	MI 7	TR	132590	513105	513105	505038	153808	749
10/2019	ME 3	MI 7	TR	132590	513105	513105	505108	243097	3,416
10/2019	ME 3	MI 7	TR	132590	513105	513105	505515	866062	435
10/2019	ME 3	MI 7	TR	132590	513105	513105	510005	246067	429
10/2019	ME 3	MI 7	TR	132590	513105	513105	511136	277072	1,659
10/2019	ME 3	MI 7	TR	132590	513105	513105	521030	282436	1,273
10/2019	ME 3	MI 7	TR	132590	513105	513105	521098	108641	87
10/2019	ME 3	MI 7	TR	132590	513105	513105	521116	42078	20,430
10/2019	ME 3	MI 7	TR	132590	513105	513105	521942	198847	2,263
10/2019	ME 3	MI 7	TR	132590	513105	513105	523086	523086	5,124
10/2019	ME 3	MI 7	TR	132590	513105	513105	523090	523090	19
10/2019	ME 3	MI 7	TR	132595	513105	513105	521116	42078	3,969
10/2019	ME 3	MI 7	TR	132595	513105	513105	521932	138744	189
10/2019	ME 3	MI 7	TR	132606	513105	513105	505108	243097	8
10/2019	ME 3	MI 7	TR	132606	513105	513105	510005	246067	145

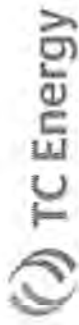


VASCR351

ANR Pipeline Company Transportation Services Fuel By Route Analysis

Reporting Year: *January - December 2019*
Production 10/2019

<u>Production Period</u>	<u>Receipt Segment</u>	<u>Delivery Segment</u>	<u>Service Class</u>	<u>Svc Req Contract</u>	<u>Receipt Location</u>	<u>Receipt Loc Prop</u>	<u>Delivery Location</u>	<u>Delivery Loc Prop</u>	<u>Fuel Quantity</u>
10/2019	ME 3	MI 7	TR	132606	513105	513105	511136	277072	232
10/2019	ME 3	MI 7	TR	132606	513105	513105	521030	282436	1,297
10/2019	ME 3	MI 7	TR	132606	513105	513105	521080	138675	102
10/2019	ME 3	MI 7	TR	132606	513105	513105	521932	138744	44
10/2019	ME 3	MI 7	TR	132606	513105	513105	523084	1402545	58
10/2019	ME 3	MI 7	TR	132606	513105	513105	523086	523086	2,465
10/2019	ME 3	MI 7	TR	132606	513105	513105	523090	523090	145
10/2019	ME 3	MI 7	TR	132630	513125	1387755	505108	243097	181
10/2019	ME 3	MI 7	TR	132630	513125	1387755	510005	246067	282
10/2019	ME 3	MI 7	TR	132630	513125	1387755	511136	277072	204
10/2019	ME 3	MI 7	TR	132630	513125	1387755	521008	11616	96
10/2019	ME 3	MI 7	TR	132630	513125	1387755	521030	282436	7,276
10/2019	ME 3	MI 7	TR	132630	513125	1387755	521074	40470	290
10/2019	ME 3	MI 7	TR	132630	513125	1387755	521116	42078	2
10/2019	ME 3	MI 7	TR	132630	513125	1387755	521118	11578	174
10/2019	ME 3	MI 7	TR	132630	513125	1387755	523084	1402545	235
10/2019	ME 3	MI 7	TR	132630	513125	1387755	523090	523090	242
10/2019	ME 3	MI 7	TR	132630	513125	1387755	505038	153808	4
10/2019	ME 3	MI 7	TR	132631	513085	742252	511136	277072	770
10/2019	ME 3	MI 7	TR	132631	513085	742252	511136	277072	634
10/2019	ME 3	MI 7	TR	132631	513105	513105	521116	42078	78
10/2019	ME 3	MI 7	TR	132631	513105	513105	505038	153808	2,465
10/2019	ME 3	MI 7	TR	132633	513105	513105	505541	1181282	150
10/2019	ME 3	MI 7	TR	132633	513105	513105	521014	153852	109
10/2019	ME 3	MI 7	TR	132633	513105	513105	521058	282435	41
10/2019	ME 3	MI 7	TR	132633	513105	513105	521118	11578	698
10/2019	ME 3	MI 7	TR	132633	513105	513105	521122	11751	72
10/2019	ME 3	MI 7	TR	132633	513105	513105	521124	11562	334
10/2019	ME 3	MI 7	TR	132633	513105	513105	521142	40477	248
10/2019	ME 3	MI 7	TR	132633	513105	513105	521144	11580	31
10/2019	ME 3	MI 7	TR	132633	513105	513105	521162	11748	61
10/2019	ME 3	MI 7	TR	132633	513105	513105	521670	40468	101
10/2019	ME 3	MI 7	TR	132633	513105	513105	521966	216338	20



VASCR351

ANR Pipeline Company Transportation Services Fuel By Route Analysis

Reporting Year: *January - December 2019*
Production 10/2019

<u>Production Period</u>	<u>Receipt Segment</u>	<u>Delivery Segment</u>	<u>Service Class</u>	<u>Svc Req Contract</u>	<u>Receipt Location</u>	<u>Receipt Loc Prop</u>	<u>Delivery Location</u>	<u>Delivery Loc Prop</u>	<u>Fuel Quantity</u>
10/2019	ME 3	MI 7	TR	132634	513105	513105	505038	153808	279
10/2019	ME 3	MI 7	TR	132634	513125	1387755	505038	153808	3,615
10/2019	ME 3	MI 7	TR	132634	513125	1387755	505541	1181282	210
10/2019	ME 3	MI 7	TR	132634	513125	1387755	521014	153852	53
10/2019	ME 3	MI 7	TR	132634	513125	1387755	521058	282435	22
10/2019	ME 3	MI 7	TR	132634	513125	1387755	523014	318733	136
10/2019	ME 3	MI 7	TR	132660	513085	742252	505038	153808	35
10/2019	ME 3	MI 7	TR	132660	513085	742252	511136	277072	13
10/2019	ME 3	MI 7	TR	132660	513085	742252	521014	153852	13
10/2019	ME 3	MI 7	TR	132660	513085	742252	521985	278172	87
10/2019	ME 3	MI 7	TR	132660	513105	513105	505038	153808	35
10/2019	ME 3	MI 7	TR	132660	513105	513105	511136	277072	11
10/2019	ME 3	MI 7	TR	132660	513105	513105	521962	139401	105
10/2019	ME 3	MI 7	TR	132660	513105	513105	521985	278172	90
10/2019	ME 3	MI 7	TR	132669	513085	742252	505038	153808	13
10/2019	ME 3	MI 7	TR	132669	513085	742252	505541	1181282	9
10/2019	ME 3	MI 7	TR	132669	513085	742252	521116	42078	1,380
10/2019	ME 3	MI 7	TR	132669	513105	513105	505038	153808	19
10/2019	ME 3	MI 7	TR	132669	513105	513105	521116	42078	2,509
10/2019	ME 3	MI 7	TR	132669	513105	513105	521138	11680	15
10/2019	ME 3	MI 7	TR	132670	513085	742252	521116	42078	68
10/2019	ME 3	MI 7	TR	132670	513085	742252	521932	138744	9
10/2019	ME 3	MI 7	TR	132670	513105	513105	521116	42078	253
10/2019	ME 3	MI 7	TR	132673	513105	513105	521118	11578	33
10/2019	ME 3	MI 7	TR	132673	513105	513105	521138	11680	24
10/2019	ME 3	MI 7	TR	132673	513105	513105	521670	40468	34
10/2019	ME 3	MI 7	TR	132675	513085	742252	505038	153808	836
10/2019	ME 3	MI 7	TR	132675	513085	742252	511136	277072	17
10/2019	ME 3	MI 7	TR	132675	513085	742252	521118	11578	1
10/2019	ME 3	MI 7	TR	132675	513085	742252	521124	11562	1
10/2019	ME 3	MI 7	TR	132675	513085	742252	521634	11566	53
10/2019	ME 3	MI 7	TR	132675	513085	742252	521985	278172	103
10/2019	ME 3	MI 7	TR	132675	513105	513105	505038	153808	277



VASCR351

ANR Pipeline Company Transportation Services Fuel By Route Analysis

Reporting Year: *January - December 2019*
Production 10/2019

<u>Production Period</u>	<u>Receipt Segment</u>	<u>Delivery Segment</u>	<u>Service Class</u>	<u>Svc Req Contract</u>	<u>Receipt Location</u>	<u>Receipt Loc Prop</u>	<u>Delivery Location</u>	<u>Delivery Loc Prop</u>	<u>Fuel Quantity</u>
10/2019	ME 3	MI 7	TR	132675	513105	513105	521118	11578	14
10/2019	ME 3	MI 7	TR	132675	513105	513105	521138	11680	4
10/2019	ME 3	MI 7	TR	132675	513105	513105	521634	11566	10
10/2019	ME 3	MI 7	TR	132675	513105	513105	521670	40468	6
10/2019	ME 3	MI 7	TR	132675	513105	513105	521985	278172	32
10/2019	ME 3	MI 7	TR	132682	513085	742252	505038	153808	732
10/2019	ME 3	MI 7	TR	132682	513085	742252	521008	11616	187
10/2019	ME 3	MI 7	TR	132682	513085	742252	521014	153852	1,149
10/2019	ME 3	MI 7	TR	132682	513085	742252	521116	42078	491
10/2019	ME 3	MI 7	TR	132682	513085	742252	521138	11680	1,420
10/2019	ME 3	MI 7	TR	132682	513085	742252	521634	11566	162
10/2019	ME 3	MI 7	TR	132682	513085	742252	521670	40468	874
10/2019	ME 3	MI 7	TR	132682	513085	742252	523052	467243	4
10/2019	ME 3	MI 7	TR	132682	513105	513105	505038	153808	336
10/2019	ME 3	MI 7	TR	132682	513105	513105	521008	11616	552
10/2019	ME 3	MI 7	TR	132682	513105	513105	521014	153852	57
10/2019	ME 3	MI 7	TR	132682	513105	513105	521074	40470	25
10/2019	ME 3	MI 7	TR	132682	513105	513105	521116	42078	457
10/2019	ME 3	MI 7	TR	132682	513105	513105	521138	11680	263
10/2019	ME 3	MI 7	TR	132682	513105	513105	521634	11566	2
10/2019	ME 3	MI 7	TR	132682	513105	513105	521670	40468	70
10/2019	ME 3	MI 7	TR	132682	513105	513105	521966	216338	4
10/2019	ME 3	MI 7	TR	132682	513126	1389630	505038	153808	6
10/2019	ME 3	MI 7	TR	132682	513126	1389630	521074	40470	50
10/2019	ME 3	MI 7	TR	132682	513126	1389630	521116	42078	23
10/2019	ME 3	MI 7	TR	132682	513126	1389630	521138	11680	117
10/2019	ME 3	MI 7	TR	132682	513126	1389630	521604	150409	44
10/2019	ME 3	MI 7	TR	132682	513105	513105	505038	153808	38
10/2019	ME 3	MI 7	TR	132683	513105	513105	511136	277072	229
10/2019	ME 3	MI 7	TR	132683	513085	742252	505038	153808	5,629
10/2019	ME 3	MI 7	TR	132684	513085	742252	505515	866062	139
10/2019	ME 3	MI 7	TR	132684	513085	742252	505598	505598	1,297
10/2019	ME 3	MI 7	TR	132684	513085	742252	521690	40892	58



VASCR351

ANR Pipeline Company Transportation Services Fuel By Route Analysis

Reporting Year: *January - December 2019*
Production 10/2019

<u>Production Period</u>	<u>Receipt Segment</u>	<u>Delivery Segment</u>	<u>Service Class</u>	<u>Svc Req Contract</u>	<u>Receipt Location</u>	<u>Receipt Loc Prop</u>	<u>Delivery Location</u>	<u>Delivery Loc Prop</u>	<u>Fuel Quantity</u>
10/2019	ME 3	MI 7	TR	132684	513105	513105	505038	153808	1,230
10/2019	ME 3	MI 7	TR	132684	513105	513105	505598	505598	336
10/2019	ME 3	MI 7	TR	132685	513125	1387755	505038	153808	6,471
10/2019	ME 3	MI 7	TR	132685	513125	1387755	505515	866062	309
10/2019	ME 3	MI 7	TR	132685	513125	1387755	505598	505598	1,923
10/2019	ME 3	MI 7	TR	132685	513125	1387755	521634	11566	292
10/2019	ME 3	MI 7	TR	132685	513125	1387755	521985	278172	136
10/2019	ME 3	MI 7	TR	132686	513125	1387755	505038	153808	4,303
10/2019	ME 3	MI 7	TR	132692	513105	513105	505038	153808	30
10/2019	ME 3	MI 7	TR	132741	513085	742252	505038	153808	1,568
10/2019	ME 3	MI 7	TR	132741	513085	742252	521116	42078	26
10/2019	ME 3	MI 7	TR	132911	513085	742252	505038	153808	12,225
10/2019	ME 3	MI 7	TR	132911	513085	742252	511136	277072	1,136
10/2019	ME 3	MI 7	TR	132911	513105	513105	505038	153808	393
10/2019	ME 3	MI 7	TR	132924	513085	742252	505038	153808	87
10/2019	ME 3	MI 7	TR	132927	513085	742252	505038	153808	172
10/2019	ME 3	MI 7	TR	132929	513085	742252	505038	153808	83
10/2019	ME 3	MI 7	TR	133006	513085	742252	521116	42078	35
10/2019	ME 3	MI 7	TR	133006	513085	742252	521670	40468	175
10/2019	ME 3	MI 7	TR	133007	513085	742252	521116	42078	112
10/2019	ME 3	MI 7	TR	133007	513085	742252	521670	40468	537
10/2019	ME 3	MI 7	TR	133007	513105	513105	521670	40468	22
10/2019	ME 3	MI 7	TR	133009	513085	742252	521098	108641	31
10/2019	ME 3	MI 7	TR	133009	513085	742252	521116	42078	11
10/2019	ME 3	MI 7	TR	133009	513085	742252	521144	11580	26
10/2019	ME 3	MI 7	TR	133009	513085	742252	521156	11572	1
10/2019	ME 3	MI 7	TR	133009	513085	742252	521962	139401	795
10/2019	ME 3	MI 7	TR	133009	513105	513105	521962	139401	28
10/2019	ME 3	MI 7	TR	133024	513085	742252	505038	153808	3
10/2019	ME 3	MI 7	TR	133025	513085	742252	505038	153808	20
10/2019	ME 3	MI 7	TR	133029	513085	742252	505038	153808	73
10/2019	ME 3	MI 7	TR	133089	513125	1387755	521074	40470	1,426
10/2019	ME 3	MI 7	TR	133089	513125	1387755	521118	11578	476



VASCR351

**ANR Pipeline Company
Transportation Services
Fuel By Route Analysis**

Reporting Year: *January - December 2019*
Production 10/2019

<u>Production Period</u>	<u>Receipt Segment</u>	<u>Delivery Segment</u>	<u>Service Class</u>	<u>Svc Req Contract</u>	<u>Receipt Location</u>	<u>Receipt Loc Prop</u>	<u>Delivery Location</u>	<u>Delivery Loc Prop</u>	<u>Fuel Quantity</u>
10/2019	ME 3	MI 7	TR	133089	513125	1387755	521122	11751	472
10/2019	ME 3	MI 7	TR	133089	513125	1387755	521124	11562	465
10/2019	ME 3	MI 7	TR	133089	513125	1387755	521138	11680	251
10/2019	ME 3	MI 7	TR	133089	513125	1387755	521142	40477	479
10/2019	ME 3	MI 7	TR	133089	513125	1387755	521144	11580	1,895
10/2019	ME 3	MI 7	TR	133089	513125	1387755	521146	11785	1,166
10/2019	ME 3	MI 7	TR	133089	513125	1387755	521156	11572	117
10/2019	ME 3	MI 7	TR	133089	513125	1387755	521162	11748	468
10/2019	ME 3	MI 7	TR	133089	513125	1387755	521670	40468	1,356
10/2019	ME 3	MI 7	TR	133089	513125	1387755	521932	138744	54
10/2019	ME 3	MI 7	TR	133089	513125	1387755	521962	139401	226
10/2019	ME 3	MI 7	TR	133089	513125	1387755	505038	153808	3,358
10/2019	ME 3	MI 7	TR	133109	513085	742252	505108	243097	1,777
10/2019	ME 3	MI 7	TR	133109	513085	742252	521116	42078	29
10/2019	ME 3	MI 7	TR	133109	513085	742252	505038	153808	2,177
10/2019	ME 3	MI 7	TR	133110	513085	742252	511136	277072	67
10/2019	ME 3	MI 7	TR	133110	513085	742252	505038	153808	12,254
10/2019	ME 3	MI 7	TR	133110	513105	513105	511136	277072	1,070
10/2019	ME 3	MI 7	TR	133177	513085	742252	505038	153808	2,442
10/2019	ME 3	MI 7	TR	133177	513085	742252	511136	277072	187
10/2019	ME 3	MI 7	TR	133177	513105	513105	505038	153808	4,492
10/2019	ME 3	MI 7	TR	133177	513105	513105	511136	277072	299
10/2019	ME 3	MI 7	TR	133222	513085	742252	521098	108641	15
10/2019	ME 3	MI 7	TR	133230	513085	742252	511136	277072	243
10/2019	ME 3	MI 7	TR	133230	513085	742252	521116	42078	380
10/2019	ME 3	MI 7	TR	133230	513085	742252	521932	138744	216
10/2019	ME 3	MI 7	TR	133230	513105	513105	511136	277072	7,543
10/2019	ME 3	MI 7	TR	133230	513105	513105	521116	42078	2,889
10/2019	ME 3	MI 7	TR	133230	513105	513105	521932	138744	8,696
10/2019	ME 3	MI 7	TR	133240	513085	742252	505020	139252	11
10/2019	ME 3	MI 7	TR	133256	513085	742252	521138	11680	43
10/2019	ME 3	MI 7	TR	133256	513105	513105	505038	153808	307
10/2019	ME 3	MI 7	TR	133256	513105	513105	521138	11680	1,235



VASCR351

ANR Pipeline Company Transportation Services Fuel By Route Analysis

Reporting Year: *January - December 2019*
Production 10/2019

<u>Production Period</u>	<u>Receipt Segment</u>	<u>Delivery Segment</u>	<u>Service Class</u>	<u>Svc Req Contract</u>	<u>Receipt Location</u>	<u>Receipt Loc Prop</u>	<u>Delivery Location</u>	<u>Delivery Loc Prop</u>	<u>Fuel Quantity</u>
10/2019	ME 3	MI 7	TR	133257	513085	742252	505038	153808	1
10/2019	ME 3	MI 7	TR	133257	513085	742252	511136	277072	13
10/2019	ME 3	MI 7	TR	133257	513085	742252	521116	42078	24
10/2019	ME 3	MI 7	TR	133257	513085	742252	521985	278172	39
10/2019	ME 3	MI 7	TR	133257	513105	513105	505038	153808	4
10/2019	ME 3	MI 7	TR	133257	513105	513105	511136	277072	13
10/2019	ME 3	MI 7	TR	133257	513105	513105	521116	42078	6
10/2019	ME 3	MI 7	TR	133257	513105	513105	521624	4375	24
10/2019	ME 3	MI 7	TR	133257	513105	513105	521962	139401	55
10/2019	ME 3	MI 7	TR	133257	513105	513105	521985	278172	13
10/2019	ME 3	MI 7	TR	133277	513085	742252	505017	139249	4,939
10/2019	ME 3	MI 7	TR	133281	513085	742252	511136	277072	8
10/2019	ME 3	MI 7	TR	133281	513085	742252	521116	42078	16
10/2019	ME 3	MI 7	TR	133281	513085	742252	521985	278172	30
10/2019	ME 3	MI 7	TR	133281	513105	513105	521962	139401	56
10/2019	ME 3	MI 7	TR	133281	513105	513105	521985	278172	8
	Segment Subtotal								399,389
10/2019	ME 3	ML 3	TR	131644	513085	742252	521622	110850	444
10/2019	ME 3	ML 3	TR	131644	513105	513105	521622	110850	117
10/2019	ME 3	ML 3	TR	131644	513126	1389630	521622	110850	3,381
10/2019	ME 3	ML 3	TR	132082	513085	742252	521622	110850	37
10/2019	ME 3	ML 3	TR	132083	513105	513105	521622	110850	47
10/2019	ME 3	ML 3	TR	132634	513105	513105	521622	110850	2
10/2019	ME 3	ML 3	TR	132634	513125	1387755	521622	110850	40
10/2019	ME 3	ML 3	TR	132673	513105	513105	521622	110850	5
10/2019	ME 3	ML 3	TR	132675	513105	513105	521622	110850	1
10/2019	ME 3	ML 3	TR	132682	513085	742252	521622	110850	373
10/2019	ME 3	ML 3	TR	132682	513105	513105	521622	110850	853
10/2019	ME 3	ML 3	TR	132682	513126	1389630	521622	110850	258
	Segment Subtotal								5,558
10/2019	ME 3	MW 6	TR	118249	513085	742252	505013	139241	9
10/2019	ME 3	MW 6	TR	118249	513105	513105	505013	139241	363

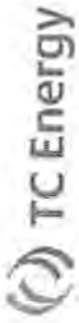


VASCR351

ANR Pipeline Company Transportation Services Fuel By Route Analysis

Reporting Year: *January - December 2019*
Production 10/2019

<u>Production Period</u>	<u>Receipt Segment</u>	<u>Delivery Segment</u>	<u>Service Class</u>	<u>Svc Req Contract</u>	<u>Receipt Location</u>	<u>Receipt Loc Prop</u>	<u>Delivery Location</u>	<u>Delivery Loc Prop</u>	<u>Fuel Quantity</u>
10/2019	ME 3	MW 6	TR	118249	513105	513105	523078	1394871	212
	Segment Subtotal								
10/2019	ME 3	WI 7	TR	113877	513085	742252	521164	28842	13
10/2019	ME 3	WI 7	TR	113877	513085	742252	521168	28834	24
10/2019	ME 3	WI 7	TR	113877	513105	513105	521164	28842	72
10/2019	ME 3	WI 7	TR	113884	513085	742252	521246	28844	90
10/2019	ME 3	WI 7	TR	113884	513105	513105	521164	28842	140
10/2019	ME 3	WI 7	TR	113922	513085	742252	521784	28720	110
10/2019	ME 3	WI 7	TR	113922	513105	513105	521164	28842	108
10/2019	ME 3	WI 7	TR	113937	513105	513105	523034	384136	4
10/2019	ME 3	WI 7	TR	113945	513085	742252	521814	36934	43
10/2019	ME 3	WI 7	TR	113945	513105	513105	521164	28842	53
10/2019	ME 3	WI 7	TR	113945	513105	513105	521814	36934	14
10/2019	ME 3	WI 7	TR	113976	513085	742252	521012	40226	7
10/2019	ME 3	WI 7	TR	113976	513105	513105	521164	28842	8
10/2019	ME 3	WI 7	TR	113987	513085	742252	521784	28720	108
10/2019	ME 3	WI 7	TR	113987	513105	513105	521164	28842	144
10/2019	ME 3	WI 7	TR	123966	513105	513105	505597	505597	1,548
10/2019	ME 3	WI 7	TR	123966	513105	513105	521172	28846	6,140
10/2019	ME 3	WI 7	TR	123966	513105	513105	521178	28883	4,002
10/2019	ME 3	WI 7	TR	123966	513105	513105	521204	28672	334
10/2019	ME 3	WI 7	TR	123966	513105	513105	521246	28844	842
10/2019	ME 3	WI 7	TR	123966	513105	513105	521250	28841	202
10/2019	ME 3	WI 7	TR	123966	513105	513105	521266	28702	1,818
10/2019	ME 3	WI 7	TR	123966	513105	513105	521310	28743	2,759
10/2019	ME 3	WI 7	TR	123966	513105	513105	521314	28661	4,154
10/2019	ME 3	WI 7	TR	123966	513105	513105	521316	28831	1,581
10/2019	ME 3	WI 7	TR	123966	513105	513105	521324	28794	3,136
10/2019	ME 3	WI 7	TR	123966	513105	513105	521330	28761	899
10/2019	ME 3	WI 7	TR	123966	513105	513105	521356	28774	899
10/2019	ME 3	WI 7	TR	123966	513105	513105	521394	36936	676
10/2019	ME 3	WI 7	TR	123966	513105	513105	521650	269472	236
10/2019	ME 3	WI 7	TR	123966	513105	513105	521654	284917	684



VASCR351

ANR Pipeline Company Transportation Services Fuel By Route Analysis

Reporting Year: *January - December 2019*
Production 10/2019

<u>Production Period</u>	<u>Receipt Segment</u>	<u>Delivery Segment</u>	<u>Service Class</u>	<u>Svc Req Contract</u>	<u>Receipt Location</u>	<u>Receipt Loc Prop</u>	<u>Delivery Location</u>	<u>Delivery Loc Prop</u>	<u>Fuel Quantity</u>
10/2019	ME 3	WI 7	TR	123966	513105	513105	521810	36869	524
10/2019	ME 3	WI 7	TR	123966	513105	513105	523034	384136	17,553
10/2019	ME 3	WI 7	TR	123966	513105	513105	523035	387791	4,029
10/2019	ME 3	WI 7	TR	123966	513105	513105	523047	444972	496
10/2019	ME 3	WI 7	TR	128295	513085	742252	521012	40226	56
10/2019	ME 3	WI 7	TR	128295	513085	742252	521252	28779	54
10/2019	ME 3	WI 7	TR	128295	513085	742252	521374	28662	5
10/2019	ME 3	WI 7	TR	128295	513085	742252	521610	261574	4
10/2019	ME 3	WI 7	TR	128295	513105	513105	521012	40226	57
10/2019	ME 3	WI 7	TR	128295	513105	513105	521252	28779	27
10/2019	ME 3	WI 7	TR	128295	513105	513105	521314	28661	32
10/2019	ME 3	WI 7	TR	128295	513105	513105	521374	28662	21
10/2019	ME 3	WI 7	TR	128295	513105	513105	521610	261574	15
10/2019	ME 3	WI 7	TR	128296	513105	513105	521164	28842	117
10/2019	ME 3	WI 7	TR	131644	513105	513105	521266	28702	22
10/2019	ME 3	WI 7	TR	131644	513126	1389630	521164	28842	15
10/2019	ME 3	WI 7	TR	132082	513085	742252	521654	284917	42
10/2019	ME 3	WI 7	TR	132083	513085	742252	521300	28739	1
10/2019	ME 3	WI 7	TR	132083	513085	742252	521654	284917	28
10/2019	ME 3	WI 7	TR	132243	513085	742252	521164	28842	18
10/2019	ME 3	WI 7	TR	132557	513105	513105	521314	28661	341
10/2019	ME 3	WI 7	TR	132590	513105	513105	521164	28842	157
10/2019	ME 3	WI 7	TR	132590	513105	513105	521260	36867	327
10/2019	ME 3	WI 7	TR	132590	513105	513105	521266	28702	87
10/2019	ME 3	WI 7	TR	132590	513105	513105	521314	28661	65
10/2019	ME 3	WI 7	TR	132590	513105	513105	521676	100052	68
10/2019	ME 3	WI 7	TR	132625	513125	1387755	521172	28846	2,263
10/2019	ME 3	WI 7	TR	132626	513125	1387755	521172	28846	2,263
10/2019	ME 3	WI 7	TR	132627	513125	1387755	521266	28702	899
10/2019	ME 3	WI 7	TR	132627	513125	1387755	523032	384134	2,263
10/2019	ME 3	WI 7	TR	132628	513125	1387755	523032	384134	2,263
10/2019	ME 3	WI 7	TR	132629	513125	1387755	521266	28702	3,596
10/2019	ME 3	WI 7	TR	132660	513085	742252	521164	28842	22



VASCR351

ANR Pipeline Company Transportation Services Fuel By Route Analysis

Reporting Year: January - December 2019
Production 10/2019

<u>Production Period</u>	<u>Receipt Segment</u>	<u>Delivery Segment</u>	<u>Service Class</u>	<u>Svc Req Contract</u>	<u>Receipt Location</u>	<u>Receipt Loc Prop</u>	<u>Delivery Location</u>	<u>Delivery Loc Prop</u>	<u>Fuel Quantity</u>
10/2019	ME 3	W17	TR	132660	513085	742252	521314	28661	27
10/2019	ME 3	W17	TR	132660	513105	513105	521314	28661	8
10/2019	ME 3	W17	TR	132669	513085	742252	505597	505597	51
10/2019	ME 3	W17	TR	132669	513105	513105	521256	174788	42
10/2019	ME 3	W17	TR	132670	513085	742252	521256	174788	238
10/2019	ME 3	W17	TR	132675	513085	742252	521256	174788	47
10/2019	ME 3	W17	TR	132675	513105	513105	521256	174788	55
10/2019	ME 3	W17	TR	132675	513105	513105	523034	384136	149
10/2019	ME 3	W17	TR	132682	513085	742252	523034	384136	994
10/2019	ME 3	W17	TR	132682	513105	513105	523034	384136	84
10/2019	ME 3	W17	TR	132684	513085	742252	521164	28842	116
10/2019	ME 3	W17	TR	132684	513085	742252	521784	28720	89
10/2019	ME 3	W17	TR	132684	513085	742252	523034	384136	80
10/2019	ME 3	W17	TR	132911	513085	742252	523034	384136	314
10/2019	ME 3	W17	TR	133007	513085	742252	521330	28761	11
	Segment Subtotal								70,883
10/2019	MI 7	ME 3	TR	125047	505038	153808	505007	139235	349
10/2019	MI 7	ME 3	TR	131439	505038	153808	505032	139374	8
10/2019	MI 7	ME 3	TR	131445	505038	153808	505008	139236	21
10/2019	MI 7	ME 3	TR	132561	505038	153808	505012	139240	433
10/2019	MI 7	ME 3	TR	132590	505038	153808	521986	277052	56
10/2019	MI 7	ME 3	TR	132590	505038	153808	523006	314730	108
10/2019	MI 7	ME 3	TR	132590	511158	48644	521986	277052	83
10/2019	MI 7	ME 3	TS	109138	505038	153808	505011	139239	114
10/2019	MI 7	ME 3	TS	109190	505038	153808	505009	139237	25
10/2019	MI 7	ME 3	TS	123081	505038	153808	505010	139238	5
10/2019	MI 7	ME 3	TS	123608	505038	153808	521560	4481	1
	Segment Subtotal								1,203
10/2019	MI 7	MI 7	TR	107895	511136	277072	505038	153808	49
10/2019	MI 7	MI 7	TR	107895	511136	277072	521008	11616	316
10/2019	MI 7	MI 7	TR	109024	510005	246067	505038	153808	2,139
10/2019	MI 7	MI 7	TR	109212	511136	277072	505038	153808	463



VASCR351

ANR Pipeline Company Transportation Services Fuel By Route Analysis

Reporting Year: January - December 2019
Production 10/2019

<u>Production Period</u>	<u>Receipt Segment</u>	<u>Delivery Segment</u>	<u>Service Class</u>	<u>Svc Req Contract</u>	<u>Receipt Location</u>	<u>Receipt Loc Prop</u>	<u>Delivery Location</u>	<u>Delivery Loc Prop</u>	<u>Fuel Quantity</u>
10/2019	MI 7	MI 7	TR	109223	511136	277072	505038	153808	591
10/2019	MI 7	MI 7	TR	109422	505038	153808	521122	11751	154
10/2019	MI 7	MI 7	TR	109595	505038	153808	505019	139251	267
10/2019	MI 7	MI 7	TR	110019	505038	153808	505018	139250	365
10/2019	MI 7	MI 7	TR	110024	505038	153808	521122	11751	829
10/2019	MI 7	MI 7	TR	111493	511144	48642	505033	139382	13,164
10/2019	MI 7	MI 7	TR	112110	511144	48642	505474	542526	3,217
10/2019	MI 7	MI 7	TR	112488	505038	153808	521118	11578	63
10/2019	MI 7	MI 7	TR	113186	505108	243097	505038	153808	378
10/2019	MI 7	MI 7	TR	113186	511136	277072	505038	153808	1,133
10/2019	MI 7	MI 7	TR	113239	511136	277072	505038	153808	200
10/2019	MI 7	MI 7	TR	113709	510005	246067	505038	153808	2,944
10/2019	MI 7	MI 7	TR	114567	505222	140358	505137	320550	191
10/2019	MI 7	MI 7	TR	114824	505230	153728	521606	216654	11
10/2019	MI 7	MI 7	TR	117338	511136	277072	505038	153808	2,130
10/2019	MI 7	MI 7	TR	118861	511158	48644	505038	153808	5,905
10/2019	MI 7	MI 7	TR	119958	505230	153728	523014	318733	540
10/2019	MI 7	MI 7	TR	119963	505230	153728	521058	282435	133
10/2019	MI 7	MI 7	TR	119970	505108	243097	520021	40785	36
10/2019	MI 7	MI 7	TR	119970	510036	142164	520021	40785	360
10/2019	MI 7	MI 7	TR	119973	510036	142164	523074	1292925	136
10/2019	MI 7	MI 7	TR	120802	505038	153808	511136	277072	206
10/2019	MI 7	MI 7	TR	120802	511158	48644	511136	277072	12
10/2019	MI 7	MI 7	TR	122065	511136	277072	521104	40849	7,261
10/2019	MI 7	MI 7	TR	122065	511136	277072	521690	40892	33
10/2019	MI 7	MI 7	TR	122065	511136	277072	521704	40832	594
10/2019	MI 7	MI 7	TR	122700	511136	277072	505038	153808	1,152
10/2019	MI 7	MI 7	TR	124085	511136	277072	505038	153808	2,078
10/2019	MI 7	MI 7	TR	124087	511136	277072	505038	153808	1,758
10/2019	MI 7	MI 7	TR	124603	511136	277072	505038	153808	14
10/2019	MI 7	MI 7	TR	124625	511136	277072	505038	153808	275
10/2019	MI 7	MI 7	TR	124945	511136	277072	505038	153808	138
10/2019	MI 7	MI 7	TR	124951	511136	277072	505038	153808	27



VASCR351

ANR Pipeline Company Transportation Services Fuel By Route Analysis

Reporting Year: January - December 2019
Production 10/2019

<u>Production Period</u>	<u>Receipt Segment</u>	<u>Delivery Segment</u>	<u>Service Class</u>	<u>Svc Req Contract</u>	<u>Receipt Location</u>	<u>Receipt Loc Prop</u>	<u>Delivery Location</u>	<u>Delivery Loc Prop</u>	<u>Fuel Quantity</u>
10/2019	MI 7	MI 7	TR	125045	505038	153808	505028	139366	318
10/2019	MI 7	MI 7	TR	125056	505038	153808	505131	295958	1,644
10/2019	MI 7	MI 7	TR	125056	505131	295958	505038	153808	997
10/2019	MI 7	MI 7	TR	125465	505038	153808	505017	139249	45
10/2019	MI 7	MI 7	TR	125573	511158	48644	505038	153808	930
10/2019	MI 7	MI 7	TR	126181	511136	277072	505038	153808	103
10/2019	MI 7	MI 7	TR	126336	511136	277072	505038	153808	62
10/2019	MI 7	MI 7	TR	126338	511136	277072	505038	153808	2,212
10/2019	MI 7	MI 7	TR	126356	505038	153808	521122	11751	574
10/2019	MI 7	MI 7	TR	126356	511136	277072	505038	153808	35
10/2019	MI 7	MI 7	TR	126356	511136	277072	521118	11578	1,050
10/2019	MI 7	MI 7	TR	127693	511136	277072	505038	153808	1,566
10/2019	MI 7	MI 7	TR	127693	511136	277072	521606	216654	31
10/2019	MI 7	MI 7	TR	127699	505038	153808	523084	1402545	641
10/2019	MI 7	MI 7	TR	127699	505230	153728	523084	1402545	96
10/2019	MI 7	MI 7	TR	127797	505038	153808	510005	246067	69
10/2019	MI 7	MI 7	TR	128295	511136	277072	505038	153808	55
10/2019	MI 7	MI 7	TR	128295	511136	277072	521690	40892	12
10/2019	MI 7	MI 7	TR	128295	511158	48644	505038	153808	75
10/2019	MI 7	MI 7	TR	128296	511136	277072	505038	153808	269
10/2019	MI 7	MI 7	TR	128296	511136	277072	521014	153852	16
10/2019	MI 7	MI 7	TR	128296	511136	277072	521624	4375	15
10/2019	MI 7	MI 7	TR	128296	511136	277072	521690	40892	38
10/2019	MI 7	MI 7	TR	128296	511136	277072	521962	139401	21
10/2019	MI 7	MI 7	TR	128296	511158	48644	505038	153808	112
10/2019	MI 7	MI 7	TR	128296	511158	48644	521124	11562	201
10/2019	MI 7	MI 7	TR	128296	511158	48644	521624	4375	3
10/2019	MI 7	MI 7	TR	128296	511158	48644	521932	138744	1
10/2019	MI 7	MI 7	TR	128709	511136	277072	505038	153808	795
10/2019	MI 7	MI 7	TR	128709	511136	277072	523008	312117	50
10/2019	MI 7	MI 7	TR	128710	511136	277072	505038	153808	97
10/2019	MI 7	MI 7	TR	129337	505038	153808	521008	11616	70
10/2019	MI 7	MI 7	TR	129337	505038	153808	521030	282436	236



VASCR351

ANR Pipeline Company Transportation Services Fuel By Route Analysis

Reporting Year: *January - December 2019*
Production 10/2019

<u>Production Period</u>	<u>Receipt Segment</u>	<u>Delivery Segment</u>	<u>Service Class</u>	<u>Svc Req Contract</u>	<u>Receipt Location</u>	<u>Receipt Loc Prop</u>	<u>Delivery Location</u>	<u>Delivery Loc Prop</u>	<u>Fuel Quantity</u>
10/2019	MI 7	MI 7	TR	129337	505038	153808	523084	1402545	21
10/2019	MI 7	MI 7	TR	129337	511158	48644	505038	153808	2,442
10/2019	MI 7	MI 7	TR	129337	511158	48644	521030	282436	3,550
10/2019	MI 7	MI 7	TR	129337	511158	48644	523084	1402545	103
10/2019	MI 7	MI 7	TR	129337	511158	48644	523090	523090	118
10/2019	MI 7	MI 7	TR	129886	511136	277072	505038	153808	465
10/2019	MI 7	MI 7	TR	129978	505108	243097	505541	1181282	139
10/2019	MI 7	MI 7	TR	129978	505230	153728	505541	1181282	539
10/2019	MI 7	MI 7	TR	129978	510005	246067	505541	1181282	98
10/2019	MI 7	MI 7	TR	129978	511136	277072	505541	1181282	296
10/2019	MI 7	MI 7	TR	131162	505038	153808	505108	243097	118
10/2019	MI 7	MI 7	TR	131162	505038	153808	521008	11616	970
10/2019	MI 7	MI 7	TR	131162	505038	153808	521030	282436	52
10/2019	MI 7	MI 7	TR	131162	505038	153808	523084	1402545	2,017
10/2019	MI 7	MI 7	TR	131162	505038	153808	523090	523090	278
10/2019	MI 7	MI 7	TR	131162	505222	140358	505137	320550	482
10/2019	MI 7	MI 7	TR	131162	511158	48644	505038	153808	454
10/2019	MI 7	MI 7	TR	131177	505038	153808	521690	40892	309
10/2019	MI 7	MI 7	TR	131177	505038	153808	521932	138744	133
10/2019	MI 7	MI 7	TR	131177	511136	277072	505038	153808	93
10/2019	MI 7	MI 7	TR	131177	511136	277072	521144	11580	69
10/2019	MI 7	MI 7	TR	131221	510005	246067	521008	11616	480
10/2019	MI 7	MI 7	TR	131221	510005	246067	521014	153852	56
10/2019	MI 7	MI 7	TR	131221	510005	246067	521074	40470	814
10/2019	MI 7	MI 7	TR	131221	510005	246067	521118	11578	8
10/2019	MI 7	MI 7	TR	131221	510005	246067	521122	11751	37
10/2019	MI 7	MI 7	TR	131221	510005	246067	521124	11562	12
10/2019	MI 7	MI 7	TR	131221	510005	246067	521138	11680	4
10/2019	MI 7	MI 7	TR	131221	510005	246067	521142	40477	45
10/2019	MI 7	MI 7	TR	131221	510005	246067	521144	11580	360
10/2019	MI 7	MI 7	TR	131221	510005	246067	521162	11748	4
10/2019	MI 7	MI 7	TR	131221	510005	246067	521606	216654	584
10/2019	MI 7	MI 7	TR	131221	510005	246067	521670	40468	7



VASCR351

ANR Pipeline Company Transportation Services Fuel By Route Analysis

Reporting Year: January - December 2019
Production 10/2019

<u>Production Period</u>	<u>Receipt Segment</u>	<u>Delivery Segment</u>	<u>Service Class</u>	<u>Svc Req Contract</u>	<u>Receipt Location</u>	<u>Receipt Loc Prop</u>	<u>Delivery Location</u>	<u>Delivery Loc Prop</u>	<u>Fuel Quantity</u>
10/2019	MI 7	MI 7	TR	131221	510005	246067	521690	40892	739
10/2019	MI 7	MI 7	TR	131221	510005	246067	521966	216338	7
10/2019	MI 7	MI 7	TR	131221	510005	246067	523052	467243	96
10/2019	MI 7	MI 7	TR	131221	511136	277072	521008	11616	240
10/2019	MI 7	MI 7	TR	131221	511136	277072	521014	153852	93
10/2019	MI 7	MI 7	TR	131221	511136	277072	521074	40470	984
10/2019	MI 7	MI 7	TR	131221	511136	277072	521098	108641	8
10/2019	MI 7	MI 7	TR	131221	511136	277072	521118	11578	117
10/2019	MI 7	MI 7	TR	131221	511136	277072	521122	11751	131
10/2019	MI 7	MI 7	TR	131221	511136	277072	521124	11562	70
10/2019	MI 7	MI 7	TR	131221	511136	277072	521138	11680	122
10/2019	MI 7	MI 7	TR	131221	511136	277072	521142	40477	100
10/2019	MI 7	MI 7	TR	131221	511136	277072	521144	11580	41
10/2019	MI 7	MI 7	TR	131221	511136	277072	521162	11748	20
10/2019	MI 7	MI 7	TR	131221	511136	277072	521606	216654	190
10/2019	MI 7	MI 7	TR	131221	511136	277072	521670	40468	116
10/2019	MI 7	MI 7	TR	131221	511136	277072	521690	40892	383
10/2019	MI 7	MI 7	TR	131221	511136	277072	521966	216338	18
10/2019	MI 7	MI 7	TR	131221	511136	277072	523052	467243	103
10/2019	MI 7	MI 7	TR	131221	511158	48644	521008	11616	210
10/2019	MI 7	MI 7	TR	131221	511158	48644	521074	40470	496
10/2019	MI 7	MI 7	TR	131221	511158	48644	521118	11578	19
10/2019	MI 7	MI 7	TR	131221	511158	48644	521122	11751	29
10/2019	MI 7	MI 7	TR	131221	511158	48644	521124	11562	6
10/2019	MI 7	MI 7	TR	131221	511158	48644	521138	11680	16
10/2019	MI 7	MI 7	TR	131221	511158	48644	521142	40477	49
10/2019	MI 7	MI 7	TR	131221	511158	48644	521144	11580	222
10/2019	MI 7	MI 7	TR	131221	511158	48644	521162	11748	6
10/2019	MI 7	MI 7	TR	131221	511158	48644	521606	216654	255
10/2019	MI 7	MI 7	TR	131221	511158	48644	521670	40468	17
10/2019	MI 7	MI 7	TR	131221	511158	48644	521690	40892	112
10/2019	MI 7	MI 7	TR	131221	511158	48644	521966	216338	6
10/2019	MI 7	MI 7	TR	131221	511158	48644	523052	467243	48



VASCR351

**ANR Pipeline Company
Transportation Services
Fuel By Route Analysis**

Reporting Year: January - December 2019
Production 10/2019

<u>Production Period</u>	<u>Receipt Segment</u>	<u>Delivery Segment</u>	<u>Service Class</u>	<u>Svc Req Contract</u>	<u>Receipt Location</u>	<u>Receipt Loc Prop</u>	<u>Delivery Location</u>	<u>Delivery Loc Prop</u>	<u>Fuel Quantity</u>
10/2019	MI 7	MI 7	TR	131221	523086	523086	521116	42078	138
10/2019	MI 7	MI 7	TR	131605	505038	153808	511136	277072	1,682
10/2019	MI 7	MI 7	TR	131605	505038	153808	521690	40892	95
10/2019	MI 7	MI 7	TR	131605	510005	246067	505038	153808	284
10/2019	MI 7	MI 7	TR	131605	510005	246067	521690	40892	41
10/2019	MI 7	MI 7	TR	131605	511136	277072	505038	153808	4,347
10/2019	MI 7	MI 7	TR	131605	511136	277072	521690	40892	126
10/2019	MI 7	MI 7	TR	131605	511158	48644	505038	153808	4,364
10/2019	MI 7	MI 7	TR	131605	511158	48644	511136	277072	6,135
10/2019	MI 7	MI 7	TR	131605	511158	48644	521690	40892	554
10/2019	MI 7	MI 7	TR	131642	505038	153808	521008	11616	25
10/2019	MI 7	MI 7	TR	131642	505038	153808	521606	216654	17
10/2019	MI 7	MI 7	TR	131642	505038	153808	521634	11566	4
10/2019	MI 7	MI 7	TR	131642	510005	246067	505038	153808	155
10/2019	MI 7	MI 7	TR	131642	510005	246067	521008	11616	128
10/2019	MI 7	MI 7	TR	131642	510005	246067	521606	216654	503
10/2019	MI 7	MI 7	TR	131642	510005	246067	521634	11566	36
10/2019	MI 7	MI 7	TR	131642	510005	246067	521690	40892	39
10/2019	MI 7	MI 7	TR	131642	511136	277072	505038	153808	219
10/2019	MI 7	MI 7	TR	131642	511136	277072	521008	11616	149
10/2019	MI 7	MI 7	TR	131642	511136	277072	521606	216654	243
10/2019	MI 7	MI 7	TR	131642	511136	277072	521634	11566	5
10/2019	MI 7	MI 7	TR	131644	505038	153808	521008	11616	30
10/2019	MI 7	MI 7	TR	131644	505038	153808	521014	153852	35
10/2019	MI 7	MI 7	TR	131644	505038	153808	521670	40468	3
10/2019	MI 7	MI 7	TR	131644	510005	246067	505038	153808	59
10/2019	MI 7	MI 7	TR	131644	511136	277072	505038	153808	1,088
10/2019	MI 7	MI 7	TR	131644	511136	277072	521008	11616	348
10/2019	MI 7	MI 7	TR	131644	511136	277072	521014	153852	5
10/2019	MI 7	MI 7	TR	131644	511136	277072	521634	11566	172
10/2019	MI 7	MI 7	TR	131644	511158	48644	505038	153808	13
10/2019	MI 7	MI 7	TR	131853	511136	277072	505541	1181282	45
10/2019	MI 7	MI 7	TR	131923	505108	243097	505038	153808	482



VASCR351

**ANR Pipeline Company
Transportation Services
Fuel By Route Analysis**

Reporting Year: *January - December 2019*
Production 10/2019

<u>Production Period</u>	<u>Receipt Segment</u>	<u>Delivery Segment</u>	<u>Service Class</u>	<u>Svc Req Contract</u>	<u>Receipt Location</u>	<u>Receipt Loc Prop</u>	<u>Delivery Location</u>	<u>Delivery Loc Prop</u>	<u>Fuel Quantity</u>
10/2019	MI 7	MI 7	TR	131923	505230	153728	523085	1402711	1
10/2019	MI 7	MI 7	TR	131940	505038	153808	523052	467243	2
10/2019	MI 7	MI 7	TR	131988	505038	153808	521030	282436	12
10/2019	MI 7	MI 7	TR	131988	505108	243097	521030	282436	67
10/2019	MI 7	MI 7	TR	131988	510005	246067	521030	282436	118
10/2019	MI 7	MI 7	TR	131988	511136	277072	521030	282436	13
10/2019	MI 7	MI 7	TR	131988	511158	48644	521030	282436	336
10/2019	MI 7	MI 7	TR	131992	511136	277072	521588	40481	868
10/2019	MI 7	MI 7	TR	132082	511136	277072	521008	11616	18
10/2019	MI 7	MI 7	TR	132082	511136	277072	521118	11578	14
10/2019	MI 7	MI 7	TR	132082	511136	277072	523052	467243	1
10/2019	MI 7	MI 7	TR	132083	505038	153808	521122	11751	4
10/2019	MI 7	MI 7	TR	132083	505038	153808	521124	11562	1
10/2019	MI 7	MI 7	TR	132083	505038	153808	521162	11748	2
10/2019	MI 7	MI 7	TR	132083	505038	153808	523052	467243	1
10/2019	MI 7	MI 7	TR	132083	511136	277072	521008	11616	1
10/2019	MI 7	MI 7	TR	132083	511136	277072	521162	11748	15
10/2019	MI 7	MI 7	TR	132095	510005	246067	523008	312117	1,651
10/2019	MI 7	MI 7	TR	132095	511136	277072	505038	153808	109
10/2019	MI 7	MI 7	TR	132095	511136	277072	523008	312117	3,002
10/2019	MI 7	MI 7	TR	132243	511136	277072	505038	153808	14
10/2019	MI 7	MI 7	TR	132243	511136	277072	521014	153852	8
10/2019	MI 7	MI 7	TR	132243	511158	48644	521124	11562	341
10/2019	MI 7	MI 7	TR	132244	511136	277072	505038	153808	5
10/2019	MI 7	MI 7	TR	132244	511136	277072	521624	4375	6
10/2019	MI 7	MI 7	TR	132244	511136	277072	521962	139401	14
10/2019	MI 7	MI 7	TR	132244	511158	48644	521124	11562	387
10/2019	MI 7	MI 7	TR	132245	511136	277072	505038	153808	5
10/2019	MI 7	MI 7	TR	132245	511136	277072	521624	4375	3
10/2019	MI 7	MI 7	TR	132267	511136	277072	521074	40470	99
10/2019	MI 7	MI 7	TR	132267	511136	277072	521144	11580	42
10/2019	MI 7	MI 7	TR	132267	511136	277072	521690	40892	2
10/2019	MI 7	MI 7	TR	132267	511136	277072	521942	198847	10



VASCR351

**ANR Pipeline Company
Transportation Services
Fuel By Route Analysis**

Reporting Year: *January - December 2019*
Production 10/2019

<u>Production Period</u>	<u>Receipt Segment</u>	<u>Delivery Segment</u>	<u>Service Class</u>	<u>Svc Req Contract</u>	<u>Receipt Location</u>	<u>Receipt Loc Prop</u>	<u>Delivery Location</u>	<u>Delivery Loc Prop</u>	<u>Fuel Quantity</u>
10/2019	MI 7	MI 7	TR	132517	505038	153808	523008	312117	188
10/2019	MI 7	MI 7	TR	132517	505230	153728	523029	360888	77
10/2019	MI 7	MI 7	TR	132517	511136	277072	523008	312117	43
10/2019	MI 7	MI 7	TR	132517	511158	48644	505038	153808	227
10/2019	MI 7	MI 7	TR	132517	511158	48644	523008	312117	3,448
10/2019	MI 7	MI 7	TR	132521	505038	153808	523008	312117	110
10/2019	MI 7	MI 7	TR	132521	510005	246067	523008	312117	15
10/2019	MI 7	MI 7	TR	132521	511136	277072	523008	312117	153
10/2019	MI 7	MI 7	TR	132543	505038	153808	521030	282436	167
10/2019	MI 7	MI 7	TR	132543	511158	48644	521030	282436	653
10/2019	MI 7	MI 7	TR	132544	505038	153808	523008	312117	373
10/2019	MI 7	MI 7	TR	132544	510005	246067	505038	153808	162
10/2019	MI 7	MI 7	TR	132544	510005	246067	523008	312117	125
10/2019	MI 7	MI 7	TR	132544	511136	277072	505038	153808	5,139
10/2019	MI 7	MI 7	TR	132544	511136	277072	523008	312117	1,391
10/2019	MI 7	MI 7	TR	132544	511158	48644	505038	153808	296
10/2019	MI 7	MI 7	TR	132544	511158	48644	523008	312117	1,387
10/2019	MI 7	MI 7	TR	132544	511158	48644	523008	312117	111
10/2019	MI 7	MI 7	TR	132544	513023	120743	523008	312117	1,178
10/2019	MI 7	MI 7	TR	132581	511158	48644	505038	153808	17
10/2019	MI 7	MI 7	TR	132582	505038	153808	521058	282435	52
10/2019	MI 7	MI 7	TR	132582	505038	153808	523014	318733	57
10/2019	MI 7	MI 7	TR	132582	510005	246067	505541	1181282	136
10/2019	MI 7	MI 7	TR	132582	511136	277072	505541	1181282	350
10/2019	MI 7	MI 7	TR	132582	511136	277072	521116	42078	875
10/2019	MI 7	MI 7	TR	132590	505038	153808	510005	246067	1,177
10/2019	MI 7	MI 7	TR	132590	505038	153808	511136	277072	69
10/2019	MI 7	MI 7	TR	132590	505038	153808	521008	11616	6
10/2019	MI 7	MI 7	TR	132590	505038	153808	521016	4196	589
10/2019	MI 7	MI 7	TR	132590	505038	153808	521030	282436	147
10/2019	MI 7	MI 7	TR	132590	505038	153808	521116	42078	41
10/2019	MI 7	MI 7	TR	132590	505038	153808	521992	40419	1,135
10/2019	MI 7	MI 7	TR	132590	505038	153808	523084	1402545	78
10/2019	MI 7	MI 7	TR	132590	505038	153808	523090	523090	



VASCR351

ANR Pipeline Company Transportation Services Fuel By Route Analysis

Reporting Year: *January - December 2019*
Production: *10/2019*

<u>Production Period</u>	<u>Receipt Segment</u>	<u>Delivery Segment</u>	<u>Service Class</u>	<u>Svc Req Contract</u>	<u>Receipt Location</u>	<u>Receipt Loc Prop</u>	<u>Delivery Location</u>	<u>Delivery Loc Prop</u>	<u>Fuel Quantity</u>
10/2019	MI 7	MI 7	TR	132590	505108	243097	521030	282436	139
10/2019	MI 7	MI 7	TR	132590	505222	140358	505137	320550	13,948
10/2019	MI 7	MI 7	TR	132590	510005	246067	505038	153808	23
10/2019	MI 7	MI 7	TR	132590	510005	246067	521030	282436	16
10/2019	MI 7	MI 7	TR	132590	511128	139396	521116	42078	175
10/2019	MI 7	MI 7	TR	132590	511136	277072	505038	153808	241
10/2019	MI 7	MI 7	TR	132590	511136	277072	521030	282436	130
10/2019	MI 7	MI 7	TR	132590	511136	277072	505038	153808	12,944
10/2019	MI 7	MI 7	TR	132590	511158	48644	505108	243097	110
10/2019	MI 7	MI 7	TR	132590	511158	48644	510005	246067	144
10/2019	MI 7	MI 7	TR	132590	511158	48644	511136	277072	122
10/2019	MI 7	MI 7	TR	132590	511158	48644	521030	282436	488
10/2019	MI 7	MI 7	TR	132590	511158	48644	521116	42078	6
10/2019	MI 7	MI 7	TR	132590	511158	48644	521118	11578	111
10/2019	MI 7	MI 7	TR	132590	511158	48644	521992	40419	24
10/2019	MI 7	MI 7	TR	132590	511158	48644	523084	1402545	37
10/2019	MI 7	MI 7	TR	132590	511136	277072	505038	153808	2,174
10/2019	MI 7	MI 7	TR	132600	505038	153808	521030	282436	69
10/2019	MI 7	MI 7	TR	132606	511158	48644	505038	153808	785
10/2019	MI 7	MI 7	TR	132606	511158	48644	521030	282436	388
10/2019	MI 7	MI 7	TR	132606	511158	48644	505038	153808	396
10/2019	MI 7	MI 7	TR	132615	510005	246067	505038	153808	3,733
10/2019	MI 7	MI 7	TR	132615	511136	277072	521030	282436	24
10/2019	MI 7	MI 7	TR	132625	505038	153808	521008	11616	49
10/2019	MI 7	MI 7	TR	132627	505038	153808	521030	282436	49
10/2019	MI 7	MI 7	TR	132627	505038	153808	521008	11616	28
10/2019	MI 7	MI 7	TR	132628	505038	153808	521030	282436	87
10/2019	MI 7	MI 7	TR	132629	505038	153808	521030	282436	242
10/2019	MI 7	MI 7	TR	132630	511158	48644	510005	246067	69
10/2019	MI 7	MI 7	TR	132630	511158	48644	521030	282436	336
10/2019	MI 7	MI 7	TR	132630	511158	48644	521118	11578	42
10/2019	MI 7	MI 7	TR	132630	511158	48644	523090	523090	70
10/2019	MI 7	MI 7	TR	132631	505038	153808	511136	277072	138



VASCR351

ANR Pipeline Company Transportation Services Fuel By Route Analysis

Reporting Year: *January - December 2019*
Production 10/2019

<u>Production Period</u>	<u>Receipt Segment</u>	<u>Delivery Segment</u>	<u>Service Class</u>	<u>Svc Req Contract</u>	<u>Receipt Location</u>	<u>Receipt Loc Prop</u>	<u>Delivery Location</u>	<u>Delivery Loc Prop</u>	<u>Fuel Quantity</u>
10/2019	MI 7	MI 7	TR	132631	511136	277072	505038	153808	312
10/2019	MI 7	MI 7	TR	132660	511136	277072	505038	153808	66
10/2019	MI 7	MI 7	TR	132660	511136	277072	521624	4375	3
10/2019	MI 7	MI 7	TR	132660	511136	277072	521690	40892	17
10/2019	MI 7	MI 7	TR	132662	505038	153808	510005	246067	96
10/2019	MI 7	MI 7	TR	132662	505038	153808	511136	277072	46
10/2019	MI 7	MI 7	TR	132662	505038	153808	521030	282436	69
10/2019	MI 7	MI 7	TR	132662	505108	243097	521030	282436	21
10/2019	MI 7	MI 7	TR	132662	510005	246067	521030	282436	1,137
10/2019	MI 7	MI 7	TR	132662	511136	277072	521030	282436	445
10/2019	MI 7	MI 7	TR	132662	511158	48644	505038	153808	128
10/2019	MI 7	MI 7	TR	132662	511158	48644	521030	282436	2,406
10/2019	MI 7	MI 7	TR	132662	511158	48644	521992	40419	9
10/2019	MI 7	MI 7	TR	132663	511136	277072	505038	153808	664
10/2019	MI 7	MI 7	TR	132663	511136	277072	505541	1181282	16
10/2019	MI 7	MI 7	TR	132669	505038	153808	511136	277072	117
10/2019	MI 7	MI 7	TR	132669	505038	153808	521690	40892	35
10/2019	MI 7	MI 7	TR	132669	505038	153808	521985	278172	22
10/2019	MI 7	MI 7	TR	132669	511136	277072	505038	153808	11
10/2019	MI 7	MI 7	TR	132670	505038	153808	511136	277072	35
10/2019	MI 7	MI 7	TR	132670	505038	153808	521985	278172	69
10/2019	MI 7	MI 7	TR	132670	511136	277072	505541	1181282	13
10/2019	MI 7	MI 7	TR	132670	511136	277072	521116	42078	59
10/2019	MI 7	MI 7	TR	132670	521985	278172	505541	1181282	34
10/2019	MI 7	MI 7	TR	132682	505038	153808	521008	11616	90
10/2019	MI 7	MI 7	TR	132682	510005	246067	505038	153808	5
10/2019	MI 7	MI 7	TR	132682	510005	246067	521008	11616	5
10/2019	MI 7	MI 7	TR	132682	510005	246067	521670	40468	1
10/2019	MI 7	MI 7	TR	132682	511136	277072	505038	153808	1,193
10/2019	MI 7	MI 7	TR	132682	511136	277072	521008	11616	332
10/2019	MI 7	MI 7	TR	132682	511136	277072	521014	153852	12
10/2019	MI 7	MI 7	TR	132682	511136	277072	521074	40470	6
10/2019	MI 7	MI 7	TR	132682	511136	277072	521138	11680	17



VASCR351

ANR Pipeline Company Transportation Services Fuel By Route Analysis

Reporting Year: *January - December 2019*
Production 10/2019

<u>Production Period</u>	<u>Receipt Segment</u>	<u>Delivery Segment</u>	<u>Service Class</u>	<u>Svc Req Contract</u>	<u>Receipt Location</u>	<u>Receipt Loc Prop</u>	<u>Delivery Location</u>	<u>Delivery Loc Prop</u>	<u>Fuel Quantity</u>
10/2019	MI 7	MI 7	TR	132682	511136	277072	521634	11566	181
10/2019	MI 7	MI 7	TR	132682	511136	277072	521670	40468	25
10/2019	MI 7	MI 7	TR	132682	511158	48644	505038	153808	12
10/2019	MI 7	MI 7	TR	132682	511158	48644	521690	40892	6
10/2019	MI 7	MI 7	TR	132683	511136	277072	505038	153808	19
10/2019	MI 7	MI 7	TR	132684	505598	505598	505038	153808	1,123
10/2019	MI 7	MI 7	TR	132684	510005	246067	505038	153808	32
10/2019	MI 7	MI 7	TR	132684	511158	48644	505038	153808	796
10/2019	MI 7	MI 7	TR	132685	505598	505598	505038	153808	1,118
10/2019	MI 7	MI 7	TR	132685	511158	48644	505038	153808	252
10/2019	MI 7	MI 7	TR	132686	505598	505598	505038	153808	822
10/2019	MI 7	MI 7	TR	132698	511136	277072	505038	153808	841
10/2019	MI 7	MI 7	TR	132744	505038	153808	521634	11566	16
10/2019	MI 7	MI 7	TR	132744	510005	246067	505038	153808	160
10/2019	MI 7	MI 7	TR	132744	511136	277072	505038	153808	1,395
10/2019	MI 7	MI 7	TR	132744	511136	277072	521690	40892	40
10/2019	MI 7	MI 7	TR	132806	505038	153808	521008	11616	21
10/2019	MI 7	MI 7	TR	132806	505038	153808	521634	11566	14
10/2019	MI 7	MI 7	TR	132806	505038	153808	521690	40892	26
10/2019	MI 7	MI 7	TR	132806	510005	246067	505038	153808	168
10/2019	MI 7	MI 7	TR	132806	510005	246067	521008	11616	298
10/2019	MI 7	MI 7	TR	132806	510005	246067	521144	11580	5
10/2019	MI 7	MI 7	TR	132806	510005	246067	521634	11566	69
10/2019	MI 7	MI 7	TR	132806	510005	246067	521670	40468	11
10/2019	MI 7	MI 7	TR	132806	510005	246067	521690	40892	992
10/2019	MI 7	MI 7	TR	132806	511136	277072	505038	153808	218
10/2019	MI 7	MI 7	TR	132806	511136	277072	521008	11616	184
10/2019	MI 7	MI 7	TR	132806	511136	277072	521116	42078	5
10/2019	MI 7	MI 7	TR	132806	511136	277072	521634	11566	6
10/2019	MI 7	MI 7	TR	132806	511136	277072	521690	40892	194
10/2019	MI 7	MI 7	TR	132806	511158	48644	521690	40892	14
10/2019	MI 7	MI 7	TR	132810	511136	277072	505038	153808	885
10/2019	MI 7	MI 7	TR	133009	511136	277072	521008	11616	27



VASCR351

ANR Pipeline Company Transportation Services Fuel By Route Analysis

Reporting Year: *January - December 2019*
Production 10/2019

<u>Production Period</u>	<u>Receipt Segment</u>	<u>Delivery Segment</u>	<u>Service Class</u>	<u>Svc Req Contract</u>	<u>Receipt Location</u>	<u>Receipt Loc Prop</u>	<u>Delivery Location</u>	<u>Delivery Loc Prop</u>	<u>Fuel Quantity</u>
10/2019	MI 7	MI 7	TR	133020	511136	277072	505038	153808	2,292
10/2019	MI 7	MI 7	TR	133061	505108	243097	505038	153808	455
10/2019	MI 7	MI 7	TR	133110	505598	505598	505038	153808	101
10/2019	MI 7	MI 7	TR	133244	511136	277072	505038	153808	924
10/2019	MI 7	MI 7	TR	133244	511158	48644	505038	153808	65
10/2019	MI 7	MI 7	TR	133255	505038	153808	511136	277072	938
10/2019	MI 7	MI 7	TR	133255	505598	505598	505038	153808	1,332
10/2019	MI 7	MI 7	TR	133255	511136	277072	505038	153808	11,216
10/2019	MI 7	MI 7	TR	133256	505038	153808	521138	11680	82
10/2019	MI 7	MI 7	TR	133256	505038	153808	521670	40468	13
10/2019	MI 7	MI 7	TR	133256	511136	277072	521138	11680	5
10/2019	MI 7	MI 7	TR	133257	511136	277072	505038	153808	2
10/2019	MI 7	MI 7	TR	133257	511136	277072	521624	4375	4
10/2019	MI 7	MI 7	TR	133278	510005	246067	505017	139249	18
10/2019	MI 7	MI 7	TR	133278	511136	277072	505017	139249	74
10/2019	MI 7	MI 7	TR	133281	511136	277072	505038	153808	5
10/2019	MI 7	MI 7	TR	133282	511136	277072	505017	139249	140
10/2019	MI 7	MI 7	TR	133288	505108	243097	505038	153808	353
10/2019	MI 7	MI 7	TR	133288	511136	277072	505038	153808	694
10/2019	MI 7	MI 7	TS	109138	505038	153808	505038	153808	3
10/2019	MI 7	MI 7	TS	109171	505038	153808	505038	153808	11
10/2019	MI 7	MI 7	TS	123102	505038	153808	505038	153808	43
10/2019	MI 7	MI 7	TS	123151	505038	153808	505038	153808	11
10/2019	MI 7	MI 7	TS	128294	505038	153808	505038	153808	71
		Segment Subtotal							204,295
10/2019	MI 7	ML 3	TR	132663	511136	277072	521622	110850	10
10/2019	MI 7	ML 3	TR	132682	505038	153808	521622	110850	12
10/2019	MI 7	ML 3	TR	132682	511136	277072	521622	110850	7
		Segment Subtotal							29
10/2019	MI 7	MW 6	TR	750	505038	153808	505014	139246	14
10/2019	MI 7	MW 6	TR	108985	505038	153808	505005	139233	95
10/2019	MI 7	MW 6	TR	118249	505038	153808	505013	139241	49



VASCR351

ANR Pipeline Company Transportation Services Fuel By Route Analysis

Reporting Year: *January - December 2019*
Production 10/2019

<u>Production Period</u>	<u>Receipt Segment</u>	<u>Delivery Segment</u>	<u>Service Class</u>	<u>Svc Req Contract</u>	<u>Receipt Location</u>	<u>Receipt Loc Prop</u>	<u>Delivery Location</u>	<u>Delivery Loc Prop</u>	<u>Fuel Quantity</u>
10/2019	MI 7	MW 6	TR	118249	511136	277072	523078	1394871	232
10/2019	MI 7	MW 6	TR	123405	505038	153808	505013	139241	289
10/2019	MI 7	MW 6	TR	126522	511136	277072	521434	4619	48
10/2019	MI 7	MW 6	TR	131644	505108	243097	505578	1402365	19
10/2019	MI 7	MW 6	TR	131644	511136	277072	505578	1402365	15
10/2019	MI 7	MW 6	TR	132516	511136	277072	521434	4619	3
10/2019	MI 7	MW 6	TR	132516	511136	277072	521470	4738	1
10/2019	MI 7	MW 6	TR	132516	511136	277072	521482	4741	6
10/2019	MI 7	MW 6	TR	132602	505038	153808	521420	4602	12
10/2019	MI 7	MW 6	TR	132612	505038	153808	521482	4741	28
10/2019	MI 7	MW 6	TR	132703	505108	243097	521470	4738	2
10/2019	MI 7	MW 6	TS	109171	505038	153808	521428	40193	31
10/2019	MI 7	MW 6	TS	110863	505038	153808	521608	171759	35
10/2019	MI 7	MW 6	TS	123057	505038	153808	521502	4747	17
10/2019	MI 7	MW 6	TS	123065	505038	153808	521430	40195	3
10/2019	MI 7	MW 6	TS	123147	505038	153808	505029	139367	12
10/2019	MI 7	MW 6	TS	123151	505038	153808	521498	4857	20
10/2019	MI 7	MW 6	TS	123203	505038	153808	521500	4693	17
10/2019	MI 7	MW 6	TS	123214	505038	153808	521598	4564	1
10/2019	MI 7	MW 6	TS	123215	505038	153808	521494	4605	11
10/2019	MI 7	MW 6	TS	123216	505038	153808	521492	4604	33
10/2019	MI 7	MW 6	TS	123217	505038	153808	521418	12991	22
10/2019	MI 7	MW 6	TS	123221	505038	153808	521496	4689	52
10/2019	MI 7	MW 6	TS	123222	505038	153808	521526	3969	5
10/2019	MI 7	MW 6	TS	123242	505038	153808	521426	40183	2
10/2019	MI 7	MW 6	TS	131548	505038	153808	521524	3973	6
Segment Subtotal									
10/2019	MI 7	WI 7	TR	850	505038	153808	505025	139257	1,147
10/2019	MI 7	WI 7	TR	1600	505038	153808	505026	139258	882
10/2019	MI 7	WI 7	TR	105424	511136	277072	521250	28841	4
10/2019	MI 7	WI 7	TR	105428	511136	277072	521262	36868	513
10/2019	MI 7	WI 7	TR	106322	505038	153808	505026	139258	1,616
10/2019	MI 7	WI 7	TR	106955	511136	277072	521172	28846	323
									1,080



VASCR351

**ANR Pipeline Company
Transportation Services
Fuel By Route Analysis**

Reporting Year: *January - December 2019*
Production 10/2019

<u>Production Period</u>	<u>Receipt Segment</u>	<u>Delivery Segment</u>	<u>Service Class</u>	<u>Svc Req Contract</u>	<u>Receipt Location</u>	<u>Receipt Loc Prop</u>	<u>Delivery Location</u>	<u>Delivery Loc Prop</u>	<u>Fuel Quantity</u>
10/2019	MI 7	W17	TR	107306	511136	277072	521298	28736	79
10/2019	MI 7	W17	TR	107879	505038	153808	505023	139255	665
10/2019	MI 7	W17	TR	107897	505038	153808	505024	139256	1,531
10/2019	MI 7	W17	TR	109022	505038	153808	521610	261574	243
10/2019	MI 7	W17	TR	109025	510005	246067	521610	261574	1,023
10/2019	MI 7	W17	TR	109212	511136	277072	510033	28873	176
10/2019	MI 7	W17	TR	109212	511136	277072	521172	28846	627
10/2019	MI 7	W17	TR	109218	505038	153808	505023	139255	896
10/2019	MI 7	W17	TR	109223	511136	277072	521250	28841	824
10/2019	MI 7	W17	TR	110016	505038	153808	523035	387791	3
10/2019	MI 7	W17	TR	110016	505230	153728	523035	387791	732
10/2019	MI 7	W17	TR	110016	511136	277072	523035	387791	146
10/2019	MI 7	W17	TR	111200	511136	277072	505025	139257	1,298
10/2019	MI 7	W17	TR	111201	511136	277072	521250	28841	8
10/2019	MI 7	W17	TR	111201	511136	277072	521262	36868	3
10/2019	MI 7	W17	TR	111202	511136	277072	521172	28846	102
10/2019	MI 7	W17	TR	111203	511136	277072	521250	28841	16
10/2019	MI 7	W17	TR	111296	505038	153808	505026	139258	1,458
10/2019	MI 7	W17	TR	111316	511136	277072	521370	28788	124
10/2019	MI 7	W17	TR	111730	505038	153808	521256	174788	35
10/2019	MI 7	W17	TR	111730	505108	243097	523034	384136	40
10/2019	MI 7	W17	TR	111730	511136	277072	521164	28842	670
10/2019	MI 7	W17	TR	111730	511136	277072	523034	384136	3,089
10/2019	MI 7	W17	TR	111813	511136	277072	505025	139257	220
10/2019	MI 7	W17	TR	112565	505038	153808	521650	269472	703
10/2019	MI 7	W17	TR	112565	505108	243097	521650	269472	75
10/2019	MI 7	W17	TR	112565	505108	243097	523032	384134	59
10/2019	MI 7	W17	TR	112565	511136	277072	523032	384134	8,004
10/2019	MI 7	W17	TR	113186	505108	243097	521650	269472	34
10/2019	MI 7	W17	TR	113186	505108	243097	523032	384134	116
10/2019	MI 7	W17	TR	113186	511136	277072	521650	269472	136
10/2019	MI 7	W17	TR	113186	511136	277072	523032	384134	211
10/2019	MI 7	W17	TR	113186	511136	277072	523042	439345	34



VASCR351

**ANR Pipeline Company
Transportation Services
Fuel By Route Analysis**

Reporting Year: *January - December 2019*
Production 10/2019

<u>Production Period</u>	<u>Receipt Segment</u>	<u>Delivery Segment</u>	<u>Service Class</u>	<u>Svc Req Contract</u>	<u>Receipt Location</u>	<u>Receipt Loc Prop</u>	<u>Delivery Location</u>	<u>Delivery Loc Prop</u>	<u>Fuel Quantity</u>
10/2019	MI 7	WI 7	TR	113239	505038	153808	505025	139257	3
10/2019	MI 7	WI 7	TR	113239	511136	277072	505025	139257	16
10/2019	MI 7	WI 7	TR	113240	505038	153808	505025	139257	44
10/2019	MI 7	WI 7	TR	113240	511136	277072	505025	139257	228
10/2019	MI 7	WI 7	TR	113479	505038	153808	523034	384136	69
10/2019	MI 7	WI 7	TR	113479	511136	277072	523034	384136	69
10/2019	MI 7	WI 7	TR	113877	511136	277072	521168	28834	233
10/2019	MI 7	WI 7	TR	113879	511136	277072	521350	28660	93
10/2019	MI 7	WI 7	TR	113880	511136	277072	521786	28798	155
10/2019	MI 7	WI 7	TR	113881	511136	277072	521198	28782	31
10/2019	MI 7	WI 7	TR	113884	511136	277072	521164	28842	10
10/2019	MI 7	WI 7	TR	113884	511136	277072	521246	28844	299
10/2019	MI 7	WI 7	TR	113886	511136	277072	521166	40496	93
10/2019	MI 7	WI 7	TR	113889	511136	277072	521178	28883	93
10/2019	MI 7	WI 7	TR	113890	511136	277072	521214	40197	62
10/2019	MI 7	WI 7	TR	113895	511136	277072	521320	28740	31
10/2019	MI 7	WI 7	TR	113904	511136	277072	521210	28828	124
10/2019	MI 7	WI 7	TR	113906	511136	277072	521344	28734	31
10/2019	MI 7	WI 7	TR	113910	511136	277072	521310	28743	31
10/2019	MI 7	WI 7	TR	113914	511136	277072	521180	28875	31
10/2019	MI 7	WI 7	TR	113916	511136	277072	521316	28831	31
10/2019	MI 7	WI 7	TR	113917	511136	277072	521194	40223	31
10/2019	MI 7	WI 7	TR	113921	511136	277072	521260	36867	60
10/2019	MI 7	WI 7	TR	113922	511136	277072	521164	28842	19
10/2019	MI 7	WI 7	TR	113922	511136	277072	521784	28720	397
10/2019	MI 7	WI 7	TR	113924	511136	277072	521814	36934	31
10/2019	MI 7	WI 7	TR	113925	511136	277072	521248	28811	31
10/2019	MI 7	WI 7	TR	113928	511136	277072	521240	28759	31
10/2019	MI 7	WI 7	TR	113933	511136	277072	521204	28672	93
10/2019	MI 7	WI 7	TR	113936	511136	277072	521248	28811	93
10/2019	MI 7	WI 7	TR	113937	511136	277072	523034	384136	185
10/2019	MI 7	WI 7	TR	113938	511136	277072	521184	40224	31
10/2019	MI 7	WI 7	TR	113945	511136	277072	521814	36934	152



VASCR351

**ANR Pipeline Company
Transportation Services
Fuel By Route Analysis**

Reporting Year: *January - December 2019*
Production 10/2019

<u>Production Period</u>	<u>Receipt Segment</u>	<u>Delivery Segment</u>	<u>Service Class</u>	<u>Svc Req Contract</u>	<u>Receipt Location</u>	<u>Receipt Loc Prop</u>	<u>Delivery Location</u>	<u>Delivery Loc Prop</u>	<u>Fuel Quantity</u>
10/2019	MI 7	W1 7	TR	113953	511136	277072	521202	28682	31
10/2019	MI 7	W1 7	TR	113956	511136	277072	521324	28794	62
10/2019	MI 7	W1 7	TR	113960	511136	277072	521370	28788	62
10/2019	MI 7	W1 7	TR	113961	511136	277072	521286	28853	31
10/2019	MI 7	W1 7	TR	113963	511136	277072	521336	28738	31
10/2019	MI 7	W1 7	TR	113975	511136	277072	521370	28788	31
10/2019	MI 7	W1 7	TR	113976	511136	277072	521012	40226	176
10/2019	MI 7	W1 7	TR	113978	511136	277072	521382	174790	31
10/2019	MI 7	W1 7	TR	113981	511136	277072	521374	28662	93
10/2019	MI 7	W1 7	TR	113987	511136	277072	521784	28720	323
10/2019	MI 7	W1 7	TR	113992	511136	277072	521324	28794	31
10/2019	MI 7	W1 7	TR	113999	511136	277072	521230	28819	31
10/2019	MI 7	W1 7	TR	114000	511136	277072	521174	28778	62
10/2019	MI 7	W1 7	TR	114005	511136	277072	521676	100052	124
10/2019	MI 7	W1 7	TR	114007	511136	277072	521168	28834	93
10/2019	MI 7	W1 7	TR	114492	511136	277072	510033	28873	1,694
10/2019	MI 7	W1 7	TR	114505	505038	153808	505026	139258	353
10/2019	MI 7	W1 7	TR	114525	511136	277072	521200	28679	62
10/2019	MI 7	W1 7	TR	114667	511136	277072	510033	28873	177
10/2019	MI 7	W1 7	TR	114668	505038	153808	521256	174788	17
10/2019	MI 7	W1 7	TR	114668	505038	153808	521786	28798	49
10/2019	MI 7	W1 7	TR	114677	505108	243097	521288	28670	462
10/2019	MI 7	W1 7	TR	114677	511136	277072	521288	28670	315
10/2019	MI 7	W1 7	TR	114823	511136	277072	521266	28702	248
10/2019	MI 7	W1 7	TR	115224	511136	277072	521012	40226	124
10/2019	MI 7	W1 7	TR	115931	511136	277072	521298	28736	62
10/2019	MI 7	W1 7	TR	115957	505038	153808	505504	854822	585
10/2019	MI 7	W1 7	TR	116064	505038	153808	505025	139257	1,218
10/2019	MI 7	W1 7	TR	117335	505038	153808	505021	139253	623
10/2019	MI 7	W1 7	TR	117335	511136	277072	505021	139253	68
10/2019	MI 7	W1 7	TR	117336	505038	153808	521810	36869	135
10/2019	MI 7	W1 7	TR	117336	511136	277072	521810	36869	1,700
10/2019	MI 7	W1 7	TR	117338	511136	277072	521262	36868	635



VASCR351

**ANR Pipeline Company
Transportation Services
Fuel By Route Analysis**

Reporting Year: *January - December 2019*
Production 10/2019

<u>Production Period</u>	<u>Receipt Segment</u>	<u>Delivery Segment</u>	<u>Service Class</u>	<u>Svc Req Contract</u>	<u>Receipt Location</u>	<u>Receipt Loc Prop</u>	<u>Delivery Location</u>	<u>Delivery Loc Prop</u>	<u>Fuel Quantity</u>
10/2019	MI 7	WI 7	TR	117354	505038	153808	521262	36868	54
10/2019	MI 7	WI 7	TR	117354	505108	243097	521262	36868	21
10/2019	MI 7	WI 7	TR	117354	511136	277072	521262	36868	136
10/2019	MI 7	WI 7	TR	117358	505108	243097	505021	139253	1,026
10/2019	MI 7	WI 7	TR	118490	511136	277072	521270	28676	31
10/2019	MI 7	WI 7	TR	118787	505038	153808	505024	139256	177
10/2019	MI 7	WI 7	TR	118794	505038	153808	505023	139255	26
10/2019	MI 7	WI 7	TR	120880	511136	277072	521396	150407	31
10/2019	MI 7	WI 7	TR	121001	505038	153808	521314	28661	1,312
10/2019	MI 7	WI 7	TR	121932	505108	243097	521266	28702	33
10/2019	MI 7	WI 7	TR	121932	511136	277072	521266	28702	60
10/2019	MI 7	WI 7	TR	122700	511136	277072	521250	28841	1,022
10/2019	MI 7	WI 7	TR	122701	505038	153808	521250	28841	138
10/2019	MI 7	WI 7	TR	123397	505108	243097	521266	28702	155
10/2019	MI 7	WI 7	TR	123397	510005	246067	521266	28702	62
10/2019	MI 7	WI 7	TR	123398	511136	277072	521392	28730	93
10/2019	MI 7	WI 7	TR	123399	510005	246067	521392	28730	93
10/2019	MI 7	WI 7	TR	124085	511136	277072	521172	28846	920
10/2019	MI 7	WI 7	TR	124087	511136	277072	510033	28873	51
10/2019	MI 7	WI 7	TR	124087	511136	277072	521172	28846	1,177
10/2019	MI 7	WI 7	TR	124175	511136	277072	521314	28661	155
10/2019	MI 7	WI 7	TR	124176	511136	277072	521298	28736	93
10/2019	MI 7	WI 7	TR	124177	511136	277072	521188	28862	31
10/2019	MI 7	WI 7	TR	124178	511136	277072	521322	28868	62
10/2019	MI 7	WI 7	TR	124625	511136	277072	521250	28841	345
10/2019	MI 7	WI 7	TR	124705	511136	277072	521262	36868	1,054
10/2019	MI 7	WI 7	TR	124706	511136	277072	521266	28702	246
10/2019	MI 7	WI 7	TR	125014	511136	277072	521812	40304	93
10/2019	MI 7	WI 7	TR	125655	511136	277072	521302	28747	31
10/2019	MI 7	WI 7	TR	126181	505038	153808	521256	174788	26
10/2019	MI 7	WI 7	TR	126181	505038	153808	521786	28798	24
10/2019	MI 7	WI 7	TR	126181	505038	153808	523034	384136	146
10/2019	MI 7	WI 7	TR	126181	505230	153728	521164	28842	738



VASCR351

ANR Pipeline Company Transportation Services Fuel By Route Analysis

Reporting Year: *January - December 2019*
Production 10/2019

<u>Production Period</u>	<u>Receipt Segment</u>	<u>Delivery Segment</u>	<u>Service Class</u>	<u>Svc Req Contract</u>	<u>Receipt Location</u>	<u>Receipt Loc Prop</u>	<u>Delivery Location</u>	<u>Delivery Loc Prop</u>	<u>Fuel Quantity</u>
10/2019	MI 7	WI 7	TR	126181	505230	153728	521250	28841	104
10/2019	MI 7	WI 7	TR	126181	505230	153728	521784	28720	48
10/2019	MI 7	WI 7	TR	126181	511136	277072	523034	384136	723
10/2019	MI 7	WI 7	TR	126183	505038	153808	523034	384136	1,092
10/2019	MI 7	WI 7	TR	126190	505230	153728	521172	28846	4
10/2019	MI 7	WI 7	TR	126190	510005	246067	523041	395460	10
10/2019	MI 7	WI 7	TR	126190	511136	277072	521172	28846	17
10/2019	MI 7	WI 7	TR	126190	511136	277072	521314	28661	18
10/2019	MI 7	WI 7	TR	126190	511136	277072	523041	395460	312
10/2019	MI 7	WI 7	TR	126229	511136	277072	521260	36867	60
10/2019	MI 7	WI 7	TR	126231	511136	277072	521266	28702	31
10/2019	MI 7	WI 7	TR	126333	505038	153808	505026	139258	555
10/2019	MI 7	WI 7	TR	126336	505038	153808	521650	269472	3
10/2019	MI 7	WI 7	TR	126336	511136	277072	521650	269472	655
10/2019	MI 7	WI 7	TR	126336	511136	277072	523032	384134	2,166
10/2019	MI 7	WI 7	TR	126336	511136	277072	523042	439345	3,591
10/2019	MI 7	WI 7	TR	126338	511136	277072	521650	269472	240
10/2019	MI 7	WI 7	TR	126338	511136	277072	523032	384134	741
10/2019	MI 7	WI 7	TR	126509	511136	277072	521266	28702	31
10/2019	MI 7	WI 7	TR	126513	511136	277072	521374	28662	31
10/2019	MI 7	WI 7	TR	126846	511136	277072	521174	28778	18
10/2019	MI 7	WI 7	TR	126846	511136	277072	521246	28844	61
10/2019	MI 7	WI 7	TR	126846	511136	277072	521266	28702	1
10/2019	MI 7	WI 7	TR	126846	511136	277072	521314	28661	3
10/2019	MI 7	WI 7	TR	126846	511136	277072	521784	28720	12
10/2019	MI 7	WI 7	TR	126847	511136	277072	521246	28844	18
10/2019	MI 7	WI 7	TR	127959	505230	153728	510033	28873	2
10/2019	MI 7	WI 7	TR	127959	511136	277072	510033	28873	7
10/2019	MI 7	WI 7	TR	127959	511136	277072	521302	28747	31
10/2019	MI 7	WI 7	TR	128295	511136	277072	521012	40226	37
10/2019	MI 7	WI 7	TR	128295	511136	277072	521034	183670	174
10/2019	MI 7	WI 7	TR	128295	511136	277072	521164	28842	11
10/2019	MI 7	WI 7	TR	128295	511136	277072	521252	28779	108



VASCR351

ANR Pipeline Company Transportation Services Fuel By Route Analysis

Reporting Year: January - December 2019
Production 10/2019

<u>Production Period</u>	<u>Receipt Segment</u>	<u>Delivery Segment</u>	<u>Service Class</u>	<u>Svc Req Contract</u>	<u>Receipt Location</u>	<u>Receipt Loc Prop</u>	<u>Delivery Location</u>	<u>Delivery Loc Prop</u>	<u>Fuel Quantity</u>
10/2019	MI 7	WI 7	TR	128295	511136	277072	521314	28661	9
10/2019	MI 7	WI 7	TR	128295	511136	277072	521374	28662	19
10/2019	MI 7	WI 7	TR	128295	511136	277072	521610	261574	45
10/2019	MI 7	WI 7	TR	128296	511136	277072	521034	183670	70
10/2019	MI 7	WI 7	TR	128296	511136	277072	521164	28842	35
10/2019	MI 7	WI 7	TR	128296	511136	277072	521260	36867	21
10/2019	MI 7	WI 7	TR	128296	511136	277072	521314	28661	1
10/2019	MI 7	WI 7	TR	128296	511136	277072	521610	261574	3
10/2019	MI 7	WI 7	TR	128321	511136	277072	521324	28794	280
10/2019	MI 7	WI 7	TR	128408	511136	277072	521266	28702	480
10/2019	MI 7	WI 7	TR	128418	511136	277072	521238	28836	155
10/2019	MI 7	WI 7	TR	128423	511136	277072	521164	28842	19
10/2019	MI 7	WI 7	TR	128423	511136	277072	521260	36867	48
10/2019	MI 7	WI 7	TR	128423	511136	277072	521266	28702	26
10/2019	MI 7	WI 7	TR	128423	511136	277072	521784	28720	502
10/2019	MI 7	WI 7	TR	128423	511136	277072	521306	28741	124
10/2019	MI 7	WI 7	TR	128428	511136	277072	521190	28825	93
10/2019	MI 7	WI 7	TR	128429	511136	277072	521178	28883	349
10/2019	MI 7	WI 7	TR	128430	511136	277072	521314	28661	2
10/2019	MI 7	WI 7	TR	128430	511136	277072	521676	100052	13
10/2019	MI 7	WI 7	TR	128710	511136	277072	521260	36867	14
10/2019	MI 7	WI 7	TR	128710	511136	277072	521266	28702	35
10/2019	MI 7	WI 7	TR	129337	511158	48644	521164	28842	386
10/2019	MI 7	WI 7	TR	129337	511158	48644	521260	36867	42
10/2019	MI 7	WI 7	TR	129337	511158	48644	521266	28702	91
10/2019	MI 7	WI 7	TR	129337	511158	48644	521314	28661	139
10/2019	MI 7	WI 7	TR	129337	511158	48644	521676	100052	49
10/2019	MI 7	WI 7	TR	129655	511136	277072	521270	28676	31
10/2019	MI 7	WI 7	TR	129656	511136	277072	521270	28676	93
10/2019	MI 7	WI 7	TR	129657	511136	277072	521208	28780	31
10/2019	MI 7	WI 7	TR	129658	511136	277072	521188	28862	62
10/2019	MI 7	WI 7	TR	129663	511136	277072	521758	28855	31
10/2019	MI 7	WI 7	TR	129666	511136	277072	521356	28774	62



VASCR351

**ANR Pipeline Company
Transportation Services
Fuel By Route Analysis**

Reporting Year: *January - December 2019*
Production 10/2019

<u>Production Period</u>	<u>Receipt Segment</u>	<u>Delivery Segment</u>	<u>Service Class</u>	<u>Svc Req Contract</u>	<u>Receipt Location</u>	<u>Receipt Loc Prop</u>	<u>Delivery Location</u>	<u>Delivery Loc Prop</u>	<u>Fuel Quantity</u>
10/2019	MI 7	WI 7	TR	129749	511136	277072	521318	28829	196
10/2019	MI 7	WI 7	TR	129750	511136	277072	521164	28842	21
10/2019	MI 7	WI 7	TR	129750	511136	277072	521260	36867	416
10/2019	MI 7	WI 7	TR	129750	511136	277072	521314	28661	7
10/2019	MI 7	WI 7	TR	129750	511136	277072	521336	28738	99
10/2019	MI 7	WI 7	TR	129751	511136	277072	521340	28732	184
10/2019	MI 7	WI 7	TR	129751	511136	277072	521392	28730	153
10/2019	MI 7	WI 7	TR	129752	511136	277072	521164	28842	34
10/2019	MI 7	WI 7	TR	129752	511136	277072	521260	36867	32
10/2019	MI 7	WI 7	TR	129752	511136	277072	521314	28661	29
10/2019	MI 7	WI 7	TR	129752	511136	277072	521330	28761	361
10/2019	MI 7	WI 7	TR	129752	511136	277072	521812	40304	16
10/2019	MI 7	WI 7	TR	129753	511136	277072	521164	28842	34
10/2019	MI 7	WI 7	TR	129753	511136	277072	521260	36867	374
10/2019	MI 7	WI 7	TR	129753	511136	277072	521298	28736	17
10/2019	MI 7	WI 7	TR	129754	511136	277072	521164	28842	7
10/2019	MI 7	WI 7	TR	129754	511136	277072	521676	100052	335
10/2019	MI 7	WI 7	TR	129755	511136	277072	521344	28734	93
10/2019	MI 7	WI 7	TR	129756	511136	277072	521164	28842	10
10/2019	MI 7	WI 7	TR	129756	511136	277072	521784	28720	6
10/2019	MI 7	WI 7	TR	129756	511136	277072	523047	444972	260
10/2019	MI 7	WI 7	TR	129761	511136	277072	521330	28761	93
10/2019	MI 7	WI 7	TR	129762	511136	277072	521372	11703	300
10/2019	MI 7	WI 7	TR	129762	511136	277072	521784	28720	10
10/2019	MI 7	WI 7	TR	129763	511136	277072	521164	28842	15
10/2019	MI 7	WI 7	TR	129763	511136	277072	521260	36867	420
10/2019	MI 7	WI 7	TR	129764	511136	277072	521174	28778	19
10/2019	MI 7	WI 7	TR	129764	511136	277072	521260	36867	2
10/2019	MI 7	WI 7	TR	129764	511136	277072	521314	28661	17
10/2019	MI 7	WI 7	TR	129764	511136	277072	521372	11703	10
10/2019	MI 7	WI 7	TR	129764	511136	277072	521784	28720	4
10/2019	MI 7	WI 7	TR	129764	511136	277072	523047	444972	312
10/2019	MI 7	WI 7	TR	129765	511136	277072	521198	28782	31



VASCR351

ANR Pipeline Company Transportation Services Fuel By Route Analysis

Reporting Year: *January - December 2019*
Production 10/2019

<u>Production Period</u>	<u>Receipt Segment</u>	<u>Delivery Segment</u>	<u>Service Class</u>	<u>Svc Req Contract</u>	<u>Receipt Location</u>	<u>Receipt Loc Prop</u>	<u>Delivery Location</u>	<u>Delivery Loc Prop</u>	<u>Fuel Quantity</u>
10/2019	MI 7	WI 7	TR	129766	511136	277072	521164	28842	20
10/2019	MI 7	WI 7	TR	129766	511136	277072	521260	36867	20
10/2019	MI 7	WI 7	TR	129766	511136	277072	521370	28788	250
10/2019	MI 7	WI 7	TR	129767	511136	277072	521260	36867	4
10/2019	MI 7	WI 7	TR	129767	511136	277072	521266	28702	276
10/2019	MI 7	WI 7	TR	129768	511136	277072	521324	28794	186
10/2019	MI 7	WI 7	TR	129769	511136	277072	521326	28772	155
10/2019	MI 7	WI 7	TR	129770	511136	277072	521196	28771	31
10/2019	MI 7	WI 7	TR	129771	511136	277072	521230	28819	186
10/2019	MI 7	WI 7	TR	129772	511136	277072	521186	42139	31
10/2019	MI 7	WI 7	TR	129773	511136	277072	521374	28662	186
10/2019	MI 7	WI 7	TR	129774	511136	277072	521164	28842	122
10/2019	MI 7	WI 7	TR	129774	511136	277072	521314	28661	311
10/2019	MI 7	WI 7	TR	129775	511136	277072	521316	28831	62
10/2019	MI 7	WI 7	TR	129776	511136	277072	521322	28868	62
10/2019	MI 7	WI 7	TR	129777	511136	277072	521164	28842	43
10/2019	MI 7	WI 7	TR	129777	511136	277072	521314	28661	227
10/2019	MI 7	WI 7	TR	129777	511136	277072	521322	28868	474
10/2019	MI 7	WI 7	TR	129796	511136	277072	521330	28761	117
10/2019	MI 7	WI 7	TR	129796	511136	277072	521372	11703	303
10/2019	MI 7	WI 7	TR	129878	511136	277072	523032	384134	2,139
10/2019	MI 7	WI 7	TR	129886	511136	277072	521250	28841	527
10/2019	MI 7	WI 7	TR	129887	505038	153808	521172	28846	59
10/2019	MI 7	WI 7	TR	130795	505108	243097	505597	505597	91
10/2019	MI 7	WI 7	TR	130795	505108	243097	510033	28873	40
10/2019	MI 7	WI 7	TR	130795	505108	243097	521164	28842	575
10/2019	MI 7	WI 7	TR	130795	505108	243097	521260	36867	43
10/2019	MI 7	WI 7	TR	130795	505108	243097	521266	28702	6
10/2019	MI 7	WI 7	TR	130795	505108	243097	521288	28670	1
10/2019	MI 7	WI 7	TR	130795	505108	243097	521300	28739	5
10/2019	MI 7	WI 7	TR	130795	505108	243097	521306	28741	26
10/2019	MI 7	WI 7	TR	130795	505108	243097	521314	28661	22
10/2019	MI 7	WI 7	TR	130795	505108	243097	521610	261574	97



VASCR351

**ANR Pipeline Company
Transportation Services
Fuel By Route Analysis**

Reporting Year: January - December 2019
Production 10/2019

<u>Production Period</u>	<u>Receipt Segment</u>	<u>Delivery Segment</u>	<u>Service Class</u>	<u>Svc Req Contract</u>	<u>Receipt Location</u>	<u>Receipt Loc Prop</u>	<u>Delivery Location</u>	<u>Delivery Loc Prop</u>	<u>Fuel Quantity</u>
10/2019	MI 7	WI 7	TR	130795	505108	243097	521650	269472	69
10/2019	MI 7	WI 7	TR	130795	505108	243097	521654	284917	388
10/2019	MI 7	WI 7	TR	130795	505108	243097	521676	100052	161
10/2019	MI 7	WI 7	TR	130795	505108	243097	521784	28720	3
10/2019	MI 7	WI 7	TR	130795	505108	243097	523032	384134	69
10/2019	MI 7	WI 7	TR	130795	505108	243097	523034	384136	2,265
10/2019	MI 7	WI 7	TR	131177	511136	277072	523035	387791	84
10/2019	MI 7	WI 7	TR	131221	510005	246067	521172	28846	205
10/2019	MI 7	WI 7	TR	131221	510005	246067	521174	28778	134
10/2019	MI 7	WI 7	TR	131221	510005	246067	521246	28844	91
10/2019	MI 7	WI 7	TR	131221	510005	246067	521252	28779	20
10/2019	MI 7	WI 7	TR	131221	510005	246067	521784	28720	80
10/2019	MI 7	WI 7	TR	131221	511136	277072	521012	40226	129
10/2019	MI 7	WI 7	TR	131221	511136	277072	521168	28834	42
10/2019	MI 7	WI 7	TR	131221	511136	277072	521172	28846	925
10/2019	MI 7	WI 7	TR	131221	511136	277072	521174	28778	1,844
10/2019	MI 7	WI 7	TR	131221	511136	277072	521188	28862	126
10/2019	MI 7	WI 7	TR	131221	511136	277072	521218	28865	21
10/2019	MI 7	WI 7	TR	131221	511136	277072	521240	28759	21
10/2019	MI 7	WI 7	TR	131221	511136	277072	521246	28844	1,251
10/2019	MI 7	WI 7	TR	131221	511136	277072	521252	28779	438
10/2019	MI 7	WI 7	TR	131221	511136	277072	521260	36867	77
10/2019	MI 7	WI 7	TR	131221	511136	277072	521266	28702	68
10/2019	MI 7	WI 7	TR	131221	511136	277072	521298	28736	34
10/2019	MI 7	WI 7	TR	131221	511136	277072	521302	28747	39
10/2019	MI 7	WI 7	TR	131221	511136	277072	521314	28661	201
10/2019	MI 7	WI 7	TR	131221	511136	277072	521316	28831	47
10/2019	MI 7	WI 7	TR	131221	511136	277072	521322	28868	8
10/2019	MI 7	WI 7	TR	131221	511136	277072	521324	28794	28
10/2019	MI 7	WI 7	TR	131221	511136	277072	521374	28662	93
10/2019	MI 7	WI 7	TR	131221	511136	277072	521784	28720	869
10/2019	MI 7	WI 7	TR	131221	511136	277072	521812	40304	31
10/2019	MI 7	WI 7	TR	131221	511136	277072	521814	36934	53



VASCR351

ANR Pipeline Company Transportation Services Fuel By Route Analysis

Reporting Year: January - December 2019
Production 10/2019

<u>Production Period</u>	<u>Receipt Segment</u>	<u>Delivery Segment</u>	<u>Service Class</u>	<u>Svc Req Contract</u>	<u>Receipt Location</u>	<u>Receipt Loc Prop</u>	<u>Delivery Location</u>	<u>Delivery Loc Prop</u>	<u>Fuel Quantity</u>
10/2019	MI 7	WI 7	TR	131221	511158	48644	521174	28778	230
10/2019	MI 7	WI 7	TR	131605	505038	153808	521250	28841	139
10/2019	MI 7	WI 7	TR	131605	505108	243097	521250	28841	139
10/2019	MI 7	WI 7	TR	131605	511158	48644	521172	28846	312
10/2019	MI 7	WI 7	TR	131642	505108	243097	510033	28873	56
10/2019	MI 7	WI 7	TR	131642	505108	243097	521266	28702	62
10/2019	MI 7	WI 7	TR	131642	505108	243097	521610	261574	8
10/2019	MI 7	WI 7	TR	131642	505108	243097	521654	284917	14
10/2019	MI 7	WI 7	TR	131642	511136	277072	521266	28702	29
10/2019	MI 7	WI 7	TR	131642	511136	277072	521654	284917	26
10/2019	MI 7	WI 7	TR	131644	505108	243097	521164	28842	135
10/2019	MI 7	WI 7	TR	131644	505108	243097	521266	28702	28
10/2019	MI 7	WI 7	TR	131644	505108	243097	521314	28661	23
10/2019	MI 7	WI 7	TR	131644	511136	277072	521164	28842	464
10/2019	MI 7	WI 7	TR	131644	511136	277072	521260	36867	36
10/2019	MI 7	WI 7	TR	131644	511136	277072	521266	28702	94
10/2019	MI 7	WI 7	TR	131644	511136	277072	521314	28661	44
10/2019	MI 7	WI 7	TR	131644	511136	277072	521654	284917	61
10/2019	MI 7	WI 7	TR	131644	511136	277072	521676	100052	29
10/2019	MI 7	WI 7	TR	131644	511136	277072	523034	384136	167
10/2019	MI 7	WI 7	TR	131939	511136	277072	521188	28862	31
10/2019	MI 7	WI 7	TR	131939	511136	277072	521246	28844	155
10/2019	MI 7	WI 7	TR	131939	511136	277072	521288	28670	60
10/2019	MI 7	WI 7	TR	131939	511136	277072	521328	28763	31
10/2019	MI 7	WI 7	TR	131939	511136	277072	521330	28761	31
10/2019	MI 7	WI 7	TR	131939	511136	277072	521340	28732	31
10/2019	MI 7	WI 7	TR	131940	511136	277072	521164	28842	1
10/2019	MI 7	WI 7	TR	131940	511136	277072	521288	28670	447
10/2019	MI 7	WI 7	TR	131942	511136	277072	521164	28842	68
10/2019	MI 7	WI 7	TR	131942	511136	277072	521288	28670	303
10/2019	MI 7	WI 7	TR	132005	505038	153808	505026	139258	1,195
10/2019	MI 7	WI 7	TR	132082	511136	277072	521164	28842	13
10/2019	MI 7	WI 7	TR	132083	505108	243097	521300	28739	1



VASCR351

ANR Pipeline Company Transportation Services Fuel By Route Analysis

Reporting Year: *January - December 2019*
Production 10/2019

<u>Production Period</u>	<u>Receipt Segment</u>	<u>Delivery Segment</u>	<u>Service Class</u>	<u>Svc Req Contract</u>	<u>Receipt Location</u>	<u>Receipt Loc Prop</u>	<u>Delivery Location</u>	<u>Delivery Loc Prop</u>	<u>Fuel Quantity</u>
10/2019	MI 7	WI 7	TR	132083	505108	243097	521306	28741	7
10/2019	MI 7	WI 7	TR	132083	505108	243097	521314	28661	7
10/2019	MI 7	WI 7	TR	132083	511136	277072	521164	28842	3
10/2019	MI 7	WI 7	TR	132083	511136	277072	521260	36867	14
10/2019	MI 7	WI 7	TR	132083	511136	277072	521300	28739	23
10/2019	MI 7	WI 7	TR	132083	511136	277072	521306	28741	59
10/2019	MI 7	WI 7	TR	132083	511136	277072	521314	28661	40
10/2019	MI 7	WI 7	TR	132083	511136	277072	521610	261574	12
10/2019	MI 7	WI 7	TR	132267	511136	277072	523068	956394	3
10/2019	MI 7	WI 7	TR	132402	511136	277072	523034	384136	8
10/2019	MI 7	WI 7	TR	132517	510005	246067	523034	384136	522
10/2019	MI 7	WI 7	TR	132517	511136	277072	510033	28873	53
10/2019	MI 7	WI 7	TR	132521	511136	277072	510033	28873	70
10/2019	MI 7	WI 7	TR	132544	511136	277072	521650	269472	69
10/2019	MI 7	WI 7	TR	132582	505108	243097	521810	36869	19
10/2019	MI 7	WI 7	TR	132582	505230	153728	521172	28846	12
10/2019	MI 7	WI 7	TR	132582	511136	277072	521012	40226	133
10/2019	MI 7	WI 7	TR	132582	511136	277072	521172	28846	145
10/2019	MI 7	WI 7	TR	132582	511136	277072	521180	28875	140
10/2019	MI 7	WI 7	TR	132582	511136	277072	521188	28862	101
10/2019	MI 7	WI 7	TR	132582	511136	277072	521198	28782	57
10/2019	MI 7	WI 7	TR	132582	511136	277072	521200	28679	25
10/2019	MI 7	WI 7	TR	132582	511136	277072	521204	28672	27
10/2019	MI 7	WI 7	TR	132582	511136	277072	521210	28828	116
10/2019	MI 7	WI 7	TR	132582	511136	277072	521240	28759	114
10/2019	MI 7	WI 7	TR	132582	511136	277072	521250	28841	115
10/2019	MI 7	WI 7	TR	132582	511136	277072	521292	28806	25
10/2019	MI 7	WI 7	TR	132582	511136	277072	521314	28661	10
10/2019	MI 7	WI 7	TR	132582	511136	277072	521810	36869	5
10/2019	MI 7	WI 7	TR	132582	511136	277072	523034	384136	38
10/2019	MI 7	WI 7	TR	132590	505038	153808	521164	28842	604
10/2019	MI 7	WI 7	TR	132590	505038	153808	521250	28841	104
10/2019	MI 7	WI 7	TR	132590	505038	153808	521260	36867	77



VASCR351

**ANR Pipeline Company
Transportation Services
Fuel By Route Analysis**

Reporting Year: *January - December 2019*
Production 10/2019

<u>Production Period</u>	<u>Receipt Segment</u>	<u>Delivery Segment</u>	<u>Service Class</u>	<u>Svc Req Contract</u>	<u>Receipt Location</u>	<u>Receipt Loc Prop</u>	<u>Delivery Location</u>	<u>Delivery Loc Prop</u>	<u>Fuel Quantity</u>
10/2019	MI 7	WI 7	TR	132590	505038	153808	521314	28661	134
10/2019	MI 7	WI 7	TR	132590	505038	153808	521784	28720	57
10/2019	MI 7	WI 7	TR	132590	505038	153808	523034	384136	306
10/2019	MI 7	WI 7	TR	132590	505038	153808	523035	387791	96
10/2019	MI 7	WI 7	TR	132590	510005	246067	521164	28842	465
10/2019	MI 7	WI 7	TR	132590	510005	246067	523034	384136	156
10/2019	MI 7	WI 7	TR	132590	510029	2610	523034	384136	138
10/2019	MI 7	WI 7	TR	132590	511136	277072	523034	384136	294
10/2019	MI 7	WI 7	TR	132590	511158	48644	521164	28842	42
10/2019	MI 7	WI 7	TR	132590	511158	48644	521260	36867	199
10/2019	MI 7	WI 7	TR	132590	511158	48644	521266	28702	164
10/2019	MI 7	WI 7	TR	132590	511158	48644	521314	28661	364
10/2019	MI 7	WI 7	TR	132590	511158	48644	521784	28720	319
10/2019	MI 7	WI 7	TR	132590	511158	48644	523034	384136	677
10/2019	MI 7	WI 7	TR	132590	511136	277072	523034	384136	21
10/2019	MI 7	WI 7	TR	132595	511136	153808	523034	384136	160
10/2019	MI 7	WI 7	TR	132669	505038	153808	505597	505597	10
10/2019	MI 7	WI 7	TR	132669	511136	277072	505597	505597	107
10/2019	MI 7	WI 7	TR	132669	511136	277072	521164	28842	312
10/2019	MI 7	WI 7	TR	132669	511136	277072	521256	174788	30
10/2019	MI 7	WI 7	TR	132669	511136	277072	521786	28798	83
10/2019	MI 7	WI 7	TR	132669	511136	277072	523034	384136	208
10/2019	MI 7	WI 7	TR	132669	511136	277072	505597	505597	107
10/2019	MI 7	WI 7	TR	132670	521985	278172	523034	384136	115
10/2019	MI 7	WI 7	TR	132670	505038	153808	505597	505597	109
10/2019	MI 7	WI 7	TR	132670	511136	277072	521164	28842	83
10/2019	MI 7	WI 7	TR	132670	511136	277072	521256	174788	136
10/2019	MI 7	WI 7	TR	132670	511136	277072	521266	28702	9
10/2019	MI 7	WI 7	TR	132670	511136	277072	521314	28661	77
10/2019	MI 7	WI 7	TR	132670	511136	277072	523034	384136	69
10/2019	MI 7	WI 7	TR	132670	511136	277072	523035	387791	69
10/2019	MI 7	WI 7	TR	132675	511136	277072	521256	174788	36
10/2019	MI 7	WI 7	TR	132675	511136	277072	521266	28702	26
10/2019	MI 7	WI 7	TR	132682	505038	153808	523034	384136	112



VASCR351

ANR Pipeline Company Transportation Services Fuel By Route Analysis

Reporting Year: January - December 2019
Production 10/2019

<u>Production Period</u>	<u>Receipt Segment</u>	<u>Delivery Segment</u>	<u>Service Class</u>	<u>Svc Req. Contract</u>	<u>Receipt Location</u>	<u>Receipt Loc Prop</u>	<u>Delivery Location</u>	<u>Delivery Loc Prop</u>	<u>Fuel Quantity</u>
10/2019	M17	W17	TR	132682	505108	243097	521164	28842	23
10/2019	M17	W17	TR	132682	505108	243097	521260	36867	7
10/2019	M17	W17	TR	132682	505108	243097	523034	384136	908
10/2019	M17	W17	TR	132682	510005	246067	523034	384136	75
10/2019	M17	W17	TR	132682	511136	277072	510033	28873	2
10/2019	M17	W17	TR	132682	511136	277072	521164	28842	47
10/2019	M17	W17	TR	132682	511136	277072	521256	174788	73
10/2019	M17	W17	TR	132682	511136	277072	521260	36867	36
10/2019	M17	W17	TR	132682	511136	277072	521610	261574	18
10/2019	M17	W17	TR	132682	511136	277072	521654	284917	23
10/2019	M17	W17	TR	132682	511136	277072	523034	384136	1,894
10/2019	M17	W17	TR	132684	505108	243097	521314	28661	60
10/2019	M17	W17	TR	132684	505108	243097	521654	284917	69
10/2019	M17	W17	TR	132684	510005	246067	505602	505602	65
10/2019	M17	W17	TR	132684	510005	246067	521164	28842	259
10/2019	M17	W17	TR	132684	510005	246067	521260	36867	154
10/2019	M17	W17	TR	132684	510005	246067	521266	28702	31
10/2019	M17	W17	TR	132684	510005	246067	521314	28661	511
10/2019	M17	W17	TR	132684	510005	246067	521654	284917	12
10/2019	M17	W17	TR	132684	510005	246067	521676	100052	12
10/2019	M17	W17	TR	132684	510005	246067	523034	384136	47
10/2019	M17	W17	TR	132684	511136	277072	521164	28842	411
10/2019	M17	W17	TR	132684	511136	277072	521256	174788	21
10/2019	M17	W17	TR	132684	511136	277072	521314	28661	119
10/2019	M17	W17	TR	132684	511136	277072	521654	284917	91
10/2019	M17	W17	TR	132684	511136	277072	521676	100052	54
10/2019	M17	W17	TR	132684	511136	277072	521784	28720	41
10/2019	M17	W17	TR	132684	511136	277072	523034	384136	24
10/2019	M17	W17	TR	132684	511136	277072	523035	387791	98
10/2019	M17	W17	TR	132685	505108	243097	521164	28842	72
10/2019	M17	W17	TR	132685	505108	243097	521314	28661	36
10/2019	M17	W17	TR	132685	505108	243097	523035	387791	138
10/2019	M17	W17	TR	132685	510005	246067	505602	505602	73



VASCR351

**ANR Pipeline Company
Transportation Services
Fuel By Route Analysis**

Reporting Year: *January - December 2019*
Production 10/2019

<u>Production Period</u>	<u>Receipt Segment</u>	<u>Delivery Segment</u>	<u>Service Class</u>	<u>Svc Req Contract</u>	<u>Receipt Location</u>	<u>Receipt Loc Prop</u>	<u>Delivery Location</u>	<u>Delivery Loc Prop</u>	<u>Fuel Quantity</u>
10/2019	MI 7	WI 7	TR	132685	510005	246067	521164	28842	2
10/2019	MI 7	WI 7	TR	132685	510005	246067	521654	284917	69
10/2019	MI 7	WI 7	TR	132685	511136	277072	505597	505597	89
10/2019	MI 7	WI 7	TR	132685	511136	277072	521012	40226	19
10/2019	MI 7	WI 7	TR	132685	511136	277072	521164	28842	345
10/2019	MI 7	WI 7	TR	132685	511136	277072	521260	36867	92
10/2019	MI 7	WI 7	TR	132685	511136	277072	521266	28702	24
10/2019	MI 7	WI 7	TR	132685	511136	277072	521314	28661	61
10/2019	MI 7	WI 7	TR	132685	511136	277072	521650	269472	19
10/2019	MI 7	WI 7	TR	132685	511136	277072	521654	284917	16
10/2019	MI 7	WI 7	TR	132686	505108	243097	521164	28842	4
10/2019	MI 7	WI 7	TR	132686	505108	243097	521246	28844	2
10/2019	MI 7	WI 7	TR	132686	505108	243097	523035	387791	67
10/2019	MI 7	WI 7	TR	132686	510005	246067	521164	28842	50
10/2019	MI 7	WI 7	TR	132686	510005	246067	521178	28883	42
10/2019	MI 7	WI 7	TR	132686	510005	246067	521314	28661	14
10/2019	MI 7	WI 7	TR	132686	510005	246067	521650	269472	32
10/2019	MI 7	WI 7	TR	132686	510005	246067	521654	284917	19
10/2019	MI 7	WI 7	TR	132686	510005	246067	523035	387791	192
10/2019	MI 7	WI 7	TR	132686	511136	277072	521164	28842	116
10/2019	MI 7	WI 7	TR	132686	511136	277072	521172	28846	29
10/2019	MI 7	WI 7	TR	132686	511136	277072	521246	28844	7
10/2019	MI 7	WI 7	TR	132686	511136	277072	521260	36867	14
10/2019	MI 7	WI 7	TR	132686	511136	277072	521266	28702	7
10/2019	MI 7	WI 7	TR	132686	511136	277072	521314	28661	6
10/2019	MI 7	WI 7	TR	132686	511136	277072	521676	100052	42
10/2019	MI 7	WI 7	TR	132686	511136	277072	523034	384136	243
10/2019	MI 7	WI 7	TR	132722	511136	277072	521178	28883	93
10/2019	MI 7	WI 7	TR	132722	511136	277072	521300	28739	155
10/2019	MI 7	WI 7	TR	132723	511136	277072	521180	28875	62
10/2019	MI 7	WI 7	TR	132723	511136	277072	521300	28739	31
10/2019	MI 7	WI 7	TR	132724	511136	277072	521794	28870	62
10/2019	MI 7	WI 7	TR	132725	511136	277072	521300	28739	93



VASCR351

ANR Pipeline Company Transportation Services Fuel By Route Analysis

Reporting Year: January - December 2019
Production 10/2019

<u>Production Period</u>	<u>Receipt Segment</u>	<u>Delivery Segment</u>	<u>Service Class</u>	<u>Svc Req Contract</u>	<u>Receipt Location</u>	<u>Receipt Loc Prop</u>	<u>Delivery Location</u>	<u>Delivery Loc Prop</u>	<u>Fuel Quantity</u>
10/2019	MI 7	WI 7	TR	132725	511136	277072	521314	28661	31
10/2019	MI 7	WI 7	TR	132744	505038	153808	521164	28842	42
10/2019	MI 7	WI 7	TR	132744	505038	153808	523034	384136	265
10/2019	MI 7	WI 7	TR	132744	511136	277072	505597	505597	260
10/2019	MI 7	WI 7	TR	132744	511136	277072	521164	28842	48
10/2019	MI 7	WI 7	TR	132744	511136	277072	523034	384136	13
10/2019	MI 7	WI 7	TR	132806	505108	243097	521314	28661	9
10/2019	MI 7	WI 7	TR	132806	505108	243097	523034	384136	296
10/2019	MI 7	WI 7	TR	132806	510005	246067	523034	384136	6
10/2019	MI 7	WI 7	TR	132806	511136	277072	505597	505597	17
10/2019	MI 7	WI 7	TR	132806	511136	277072	521610	261574	60
10/2019	MI 7	WI 7	TR	132806	511136	277072	523034	384136	1,356
10/2019	MI 7	WI 7	TR	132911	511136	277072	523034	384136	519
10/2019	MI 7	WI 7	TR	133001	511136	277072	521314	28661	6
10/2019	MI 7	WI 7	TR	133001	511136	277072	521356	28774	334
10/2019	MI 7	WI 7	TR	133001	511136	277072	521372	11703	41
10/2019	MI 7	WI 7	TR	133001	511136	277072	521676	100052	14
10/2019	MI 7	WI 7	TR	133002	511136	277072	521306	28741	186
10/2019	MI 7	WI 7	TR	133003	511136	277072	521178	28883	270
10/2019	MI 7	WI 7	TR	133004	511136	277072	521314	28661	3
10/2019	MI 7	WI 7	TR	133004	511136	277072	521814	36934	90
10/2019	MI 7	WI 7	TR	133005	511136	277072	521374	28662	155
10/2019	MI 7	WI 7	TR	133006	511136	277072	521676	100052	93
10/2019	MI 7	WI 7	TR	133007	511136	277072	521174	28778	10
10/2019	MI 7	WI 7	TR	133007	511136	277072	521330	28761	265
10/2019	MI 7	WI 7	TR	133008	511136	277072	510033	28873	93
10/2019	MI 7	WI 7	TR	133008	511136	277072	521164	28842	571
10/2019	MI 7	WI 7	TR	133008	511136	277072	521174	28778	139
10/2019	MI 7	WI 7	TR	133008	511136	277072	521178	28883	45
10/2019	MI 7	WI 7	TR	133008	511136	277072	521246	28844	106
10/2019	MI 7	WI 7	TR	133008	511136	277072	521260	36867	361
10/2019	MI 7	WI 7	TR	133008	511136	277072	521266	28702	260
10/2019	MI 7	WI 7	TR	133008	511136	277072	521314	28661	7



VASCR351

ANR Pipeline Company Transportation Services Fuel By Route Analysis

Reporting Year: January - December 2019
Production 10/2019

<u>Production Period</u>	<u>Receipt Segment</u>	<u>Delivery Segment</u>	<u>Service Class</u>	<u>Svc Req Contract</u>	<u>Receipt Location</u>	<u>Receipt Loc Prop</u>	<u>Delivery Location</u>	<u>Delivery Loc Prop</u>	<u>Fuel Quantity</u>
10/2019	MI 7	WI 7	TR	133008	511136	277072	521322	28868	213
10/2019	MI 7	WI 7	TR	133008	511136	277072	521784	28720	138
10/2019	MI 7	WI 7	TR	133008	511136	277072	521812	40304	18
10/2019	MI 7	WI 7	TR	133008	511136	277072	521814	36934	5
10/2019	MI 7	WI 7	TR	133008	511136	277072	523034	384136	48
10/2019	MI 7	WI 7	TR	133009	505108	243097	521164	28842	11
10/2019	MI 7	WI 7	TR	133009	511136	277072	521164	28842	313
10/2019	MI 7	WI 7	TR	133089	511136	277072	510033	28873	578
10/2019	MI 7	WI 7	TR	133089	511136	277072	521164	28842	869
10/2019	MI 7	WI 7	TR	133089	511136	277072	521174	28778	504
10/2019	MI 7	WI 7	TR	133089	511136	277072	521176	28859	59
10/2019	MI 7	WI 7	TR	133089	511136	277072	521246	28844	182
10/2019	MI 7	WI 7	TR	133089	511136	277072	521260	36867	157
10/2019	MI 7	WI 7	TR	133089	511136	277072	521314	28661	43
10/2019	MI 7	WI 7	TR	133089	511136	277072	521322	28868	14
10/2019	MI 7	WI 7	TR	133089	511136	277072	521784	28720	461
10/2019	MI 7	WI 7	TR	133089	511136	277072	521786	28798	180
10/2019	MI 7	WI 7	TR	133089	511136	277072	521812	40304	473
10/2019	MI 7	WI 7	TR	133288	505108	243097	523034	384136	14
10/2019	MI 7	WI 7	TR	133299	511136	277072	521012	40226	116
10/2019	MI 7	WI 7	TR	133299	511136	277072	521172	28846	67
10/2019	MI 7	WI 7	TR	133299	511136	277072	521180	28875	170
10/2019	MI 7	WI 7	TR	133299	511136	277072	521220	28766	167
10/2019	MI 7	WI 7	TR	133299	511136	277072	521240	28759	62
10/2019	MI 7	WI 7	TR	133299	511136	277072	521246	28844	122
10/2019	MI 7	WI 7	TR	133299	511136	277072	521250	28841	217
10/2019	MI 7	WI 7	TR	133299	511136	277072	521262	36868	10
10/2019	MI 7	WI 7	TR	133299	511136	277072	521266	28702	160
10/2019	MI 7	WI 7	TR	133299	511136	277072	521314	28661	397
10/2019	MI 7	WI 7	TR	133299	511136	277072	521328	28763	158
10/2019	MI 7	WI 7	TR	133299	511136	277072	521330	28761	84
10/2019	MI 7	WI 7	TR	133299	511136	277072	521336	28738	70
10/2019	MI 7	WI 7	TR	133299	511136	277072	521350	28660	103



VASCR351

ANR Pipeline Company Transportation Services Fuel By Route Analysis

Prepared: 2/19/2020 3:28:04PM
Page 761 of 966

Reporting Year: January - December 2019
Production 10/2019

<u>Production Period</u>	<u>Receipt Segment</u>	<u>Delivery Segment</u>	<u>Service Class</u>	<u>Svc Req Contract</u>	<u>Receipt Location</u>	<u>Receipt Loc Prop</u>	<u>Delivery Location</u>	<u>Delivery Loc Prop</u>	<u>Fuel Quantity</u>
10/2019	MI 7	WI 7	TR	133299	511136	277072	521676	100052	153
10/2019	MI 7	WI 7	TR	133299	511136	277072	521786	28798	41
10/2019	MI 7	WI 7	TR	133299	511136	277072	521814	36934	167
10/2019	MI 7	WI 7	TS	121185	505038	153808	523034	384136	23
10/2019	MI 7	WI 7	TS	123061	505038	153808	521396	150407	2
10/2019	MI 7	WI 7	TS	123220	505038	153808	521392	28730	59
	Segment Subtotal								117,624
10/2019	MW 5	MI 7	TR	132606	510016	5751	521030	282456	554
10/2019	MW 5	MI 7	TR	133217	510016	5751	505038	153808	736
10/2019	MW 5	MI 7	TR	133421	510016	5751	505017	139249	474
	Segment Subtotal								1,764
10/2019	MW 5	MW 6	TR	114767	513067	696539	521608	171759	30
	Segment Subtotal								30
10/2019	MW 5	WI 7	TR	132606	510016	5751	521314	28661	921
10/2019	MW 5	WI 7	TR	132606	510016	5751	523035	387791	1,125
	Segment Subtotal								2,046
10/2019	MW 6	MI 7	TR	750	505014	139246	505038	153808	12
10/2019	MW 6	MI 7	TR	108985	505005	139233	505038	153808	13
10/2019	MW 6	MI 7	TR	123405	505013	139241	505038	153808	711
10/2019	MW 6	MI 7	TR	132602	521420	4602	505038	153808	71
10/2019	MW 6	MI 7	TR	132612	521482	4741	505038	153808	99
	Segment Subtotal								906
10/2019	MW 6	MW 6	TR	111803	505286	153727	521646	261475	536
10/2019	MW 6	MW 6	TS	131548	513104	513104	521524	3973	397
	Segment Subtotal								933
10/2019	SE 1	SE 1	TR	120616	513078	766184	523075	1387567	205
10/2019	SE 1	SE 1	TR	132158	511164	186900	521682	28554	49
	Segment Subtotal								254
10/2019	SE 1	SE 2	TR	112268	513078	766184	521662	233620	362
10/2019	SE 1	SE 2	TR	113490	505264	68285	523017	322045	3



VASCR351

ANR Pipeline Company Transportation Services Fuel By Route Analysis

Reporting Year: January - December 2019
Production 10/2019

<u>Production Period</u>	<u>Receipt Segment</u>	<u>Delivery Segment</u>	<u>Service Class</u>	<u>Svc Req Contract</u>	<u>Receipt Location</u>	<u>Receipt Loc Prop</u>	<u>Delivery Location</u>	<u>Delivery Loc Prop</u>	<u>Fuel Quantity</u>
10/2019	SE 1	SE 2	TR	118861	512196	22040	505358	345116	66
10/2019	SE 1	SE 2	TR	120616	513078	766184	521662	233620	58
10/2019	SE 1	SE 2	TR	123658	513078	766184	523091	523091	177
10/2019	SE 1	SE 2	TR	123659	513078	766184	523091	523091	124
10/2019	SE 1	SE 2	TR	125852	513078	766184	523091	523091	138
10/2019	SE 1	SE 2	TR	131280	511164	186900	523018	322625	135
10/2019	SE 1	SE 2	TR	132585	511164	186900	523091	523091	21
10/2019	SE 1	SE 2	TR	132586	511164	186900	523091	523091	78
10/2019	SE 1	SE 2	TR	132589	511164	186900	523091	523091	9
10/2019	SE 1	SE 2	TR	132593	511164	186900	521662	233620	11
10/2019	SE 1	SE 2	TR	132594	511164	186900	520004	10369	9
		Segment Subtotal							1,191
10/2019	SE 2	ME 2	TR	106309	505002	103565	521594	20666	1,014
10/2019	SE 2	ME 2	TR	122803	505002	103565	523073	1292823	446
10/2019	SE 2	ME 2	TR	126922	505002	103565	521612	261477	464
10/2019	SE 2	ME 2	TR	132696	505002	103565	523069	1055519	32
		Segment Subtotal							1,956
10/2019	SE 2	ME 3	TR	108031	505002	103565	521688	153708	779
10/2019	SE 2	ME 3	TR	132390	505002	103565	521626	40184	93
10/2019	SE 2	ME 3	TR	132455	505002	103565	521626	40184	2
10/2019	SE 2	ME 3	TR	132459	505002	103565	521626	40184	31
10/2019	SE 2	ME 3	TR	132544	505002	103565	520028	295957	68
10/2019	SE 2	ME 3	TR	132635	505002	103565	521552	16265	137
10/2019	SE 2	ME 3	TR	132644	505002	103565	505392	356048	57
10/2019	SE 2	ME 3	TR	132648	505002	103565	521552	16265	49
10/2019	SE 2	ME 3	TR	132650	505002	103565	505392	356048	228
10/2019	SE 2	ME 3	TR	132654	505002	103565	505392	356048	124
10/2019	SE 2	ME 3	TR	132668	505002	103565	505392	356048	318
10/2019	SE 2	ME 3	TR	132668	505002	103565	505573	1400988	258
10/2019	SE 2	ME 3	TR	132673	505002	103565	505573	1400988	19
10/2019	SE 2	ME 3	TR	132673	505002	103565	520027	295956	1
10/2019	SE 2	ME 3	TR	132676	505002	103565	521552	16265	45



VASCR351

ANR Pipeline Company Transportation Services Fuel By Route Analysis

Reporting Year: *January - December 2019*
Production 10/2019

<u>Production Period</u>	<u>Receipt Segment</u>	<u>Delivery Segment</u>	<u>Service Class</u>	<u>Svc Req Contract</u>	<u>Receipt Location</u>	<u>Receipt Loc Prop</u>	<u>Delivery Location</u>	<u>Delivery Loc Prop</u>	<u>Fuel Quantity</u>
10/2019	SE 2	ME 3	TR	132676	505002	103565	521620	16118	15
10/2019	SE 2	ME 3	TR	132704	505002	103565	521552	16265	94
10/2019	SE 2	ME 3	TS	109138	505002	103565	505011	139239	517
10/2019	SE 2	ME 3	TS	109190	505002	103565	505009	139237	90
	Segment Subtotal								
10/2019	SE 2	MI 7	TR	106310	505002	103565	505038	153808	598
10/2019	SE 2	MI 7	TR	115717	505002	103565	521054	280435	96
10/2019	SE 2	MI 7	TR	124945	505002	103565	521932	138744	522
10/2019	SE 2	MI 7	TR	126922	505002	103565	505038	153808	1
10/2019	SE 2	MI 7	TR	132387	505002	103565	521138	11680	27
10/2019	SE 2	MI 7	TR	132387	505002	103565	521932	138744	234
10/2019	SE 2	MI 7	TR	132389	505002	103565	521932	138744	155
10/2019	SE 2	MI 7	TR	132392	505002	103565	505038	153808	60
10/2019	SE 2	MI 7	TR	132392	505002	103565	521118	11578	4
10/2019	SE 2	MI 7	TR	132392	505002	103565	521124	11562	93
10/2019	SE 2	MI 7	TR	132392	505002	103565	521138	11680	1
10/2019	SE 2	MI 7	TR	132392	505002	103565	521670	40468	3
10/2019	SE 2	MI 7	TR	132392	505002	103565	521932	138744	311
10/2019	SE 2	MI 7	TR	132435	505002	103565	521932	138744	93
10/2019	SE 2	MI 7	TR	132439	505002	103565	505038	153808	31
10/2019	SE 2	MI 7	TR	132439	505002	103565	521932	138744	124
10/2019	SE 2	MI 7	TR	132452	505002	103565	505038	153808	60
10/2019	SE 2	MI 7	TR	132455	505002	103565	505038	153808	248
10/2019	SE 2	MI 7	TR	132455	505002	103565	521932	138744	52
10/2019	SE 2	MI 7	TR	132635	505002	103565	505020	139252	57
10/2019	SE 2	MI 7	TR	132644	505002	103565	521098	108641	157
10/2019	SE 2	MI 7	TR	132644	505002	103565	521138	11680	22
10/2019	SE 2	MI 7	TR	132644	505002	103565	521670	40468	5
10/2019	SE 2	MI 7	TR	132668	505002	103565	505020	139252	398
10/2019	SE 2	MI 7	TR	133276	505002	103565	505017	139249	6,181
10/2019	SE 2	MI 7	TR	133276	505002	103565	521014	153852	164
	Segment Subtotal								
	9,697								



VASCR351

ANR Pipeline Company Transportation Services Fuel By Route Analysis

Reporting Year: January - December 2019
Production 10/2019

<u>Production Period</u>	<u>Receipt Segment</u>	<u>Delivery Segment</u>	<u>Service Class</u>	<u>Svc Req Contract</u>	<u>Receipt Location</u>	<u>Receipt Loc Prop</u>	<u>Delivery Location</u>	<u>Delivery Loc Prop</u>	<u>Fuel Quantity</u>
10/2019	SE 2	SE 1	TR	115602	505002	103565	523064	766185	23
10/2019	SE 2	SE 1	TR	115656	505002	103565	523064	766185	493
10/2019	SE 2	SE 1	TR	120616	505002	103565	523075	1387567	42
10/2019	SE 2	SE 1	TR	124945	505002	103565	521036	186899	24
10/2019	SE 2	SE 1	TR	126736	505002	103565	521036	186899	165
10/2019	SE 2	SE 1	TR	129981	505002	103565	523064	766185	73
10/2019	SE 2	SE 1	TR	129981	505002	103565	523075	1387567	1,433
10/2019	SE 2	SE 1	TR	129982	505002	103565	523064	766185	44
10/2019	SE 2	SE 1	TR	131279	505002	103565	521036	186899	161
10/2019	SE 2	SE 1	TR	132158	505002	103565	521682	28554	18,359
10/2019	SE 2	SE 1	TR	132586	505002	103565	521036	186899	7
10/2019	SE 2	SE 1	TR	133025	505002	103565	521036	186899	2
10/2019	SE 2	SE 1	TR	133026	505002	103565	521036	186899	2
	Segment Subtotal								20,828
10/2019	SE 2	SE 2	TR	112268	505545	1250766	521632	42593	75
10/2019	SE 2	SE 2	TR	112268	505545	1250766	521662	233620	451
10/2019	SE 2	SE 2	TR	120575	505002	103565	505358	345116	46
10/2019	SE 2	SE 2	TR	120616	505545	1250766	521662	233620	90
10/2019	SE 2	SE 2	TR	120969	505002	103565	523072	1261146	35
10/2019	SE 2	SE 2	TR	123309	505545	1250766	520004	10369	367
10/2019	SE 2	SE 2	TR	123309	505545	1250766	522130	38295	1,187
10/2019	SE 2	SE 2	TR	123309	510023	233907	522130	38295	147
10/2019	SE 2	SE 2	TR	124160	505002	103565	523091	523091	6,129
10/2019	SE 2	SE 2	TR	126736	505002	103565	523018	322625	44
10/2019	SE 2	SE 2	TR	129163	505002	103565	520004	10369	1,762
10/2019	SE 2	SE 2	TR	129163	505002	103565	520006	40317	1,053
10/2019	SE 2	SE 2	TR	129163	505002	103565	521632	42593	7,156
10/2019	SE 2	SE 2	TR	129163	505002	103565	522130	38295	2,809
10/2019	SE 2	SE 2	TR	129163	505002	103565	523050	467240	501
10/2019	SE 2	SE 2	TR	129163	505002	103565	523063	742883	995
10/2019	SE 2	SE 2	TR	129163	505002	103565	523092	523092	3,535
10/2019	SE 2	SE 2	TR	129163	505545	1250766	520004	10369	148
10/2019	SE 2	SE 2	TR	129163	505545	1250766	520006	40317	8,435



VASCR351

ANR Pipeline Company Transportation Services Fuel By Route Analysis

Reporting Year: January - December 2019
Production 10/2019

<u>Production Period</u>	<u>Receipt Segment</u>	<u>Delivery Segment</u>	<u>Service Class</u>	<u>Svc Req Contract</u>	<u>Receipt Location</u>	<u>Receipt Loc Prop</u>	<u>Delivery Location</u>	<u>Delivery Loc Prop</u>	<u>Fuel Quantity</u>
10/2019	SE 2	SE 2	TR	129163	505545	1250766	521632	42593	1,363
10/2019	SE 2	SE 2	TR	129163	505545	1250766	522130	38295	2,179
10/2019	SE 2	SE 2	TR	129954	505002	103565	521632	42593	3,713
10/2019	SE 2	SE 2	TR	129954	505002	103565	523063	742883	994
10/2019	SE 2	SE 2	TR	129954	505545	1250766	523063	742883	116
10/2019	SE 2	SE 2	TR	129981	505002	103565	521632	42593	1,812
10/2019	SE 2	SE 2	TR	129981	505002	103565	523050	467240	372
10/2019	SE 2	SE 2	TR	129981	505545	1250766	521632	42593	2,168
10/2019	SE 2	SE 2	TR	129981	505545	1250766	523050	467240	13
10/2019	SE 2	SE 2	TR	129982	505002	103565	520009	10111	40
10/2019	SE 2	SE 2	TR	129982	505002	103565	521662	233620	55
10/2019	SE 2	SE 2	TR	129982	505002	103565	523018	322625	157
10/2019	SE 2	SE 2	TR	129982	505002	103565	523050	467240	375
10/2019	SE 2	SE 2	TR	129982	505545	1250766	520009	10111	13
10/2019	SE 2	SE 2	TR	129982	505545	1250766	521632	42593	665
10/2019	SE 2	SE 2	TR	129982	505545	1250766	521662	233620	20
10/2019	SE 2	SE 2	TR	129982	505545	1250766	523050	467240	241
10/2019	SE 2	SE 2	TR	129987	505002	103565	520004	10369	80
10/2019	SE 2	SE 2	TR	129987	505002	103565	520009	10111	1,566
10/2019	SE 2	SE 2	TR	129987	505002	103565	521632	42593	6,433
10/2019	SE 2	SE 2	TR	129987	505002	103565	522130	38295	520
10/2019	SE 2	SE 2	TR	129987	505002	103565	523091	523091	88
10/2019	SE 2	SE 2	TR	129987	505545	1250766	520004	10369	5
10/2019	SE 2	SE 2	TR	129987	505545	1250766	520006	40317	84
10/2019	SE 2	SE 2	TR	129987	505545	1250766	520009	10111	58
10/2019	SE 2	SE 2	TR	129987	505545	1250766	521632	42593	6
10/2019	SE 2	SE 2	TR	129987	505545	1250766	522130	38295	177
10/2019	SE 2	SE 2	TR	130009	505002	103565	520004	10369	835
10/2019	SE 2	SE 2	TR	130009	505002	103565	520009	10111	916
10/2019	SE 2	SE 2	TR	130009	505002	103565	521632	42593	1,237
10/2019	SE 2	SE 2	TR	130009	505002	103565	521662	233620	364
10/2019	SE 2	SE 2	TR	130009	510023	233907	520004	10369	38
10/2019	SE 2	SE 2	TR	130009	510023	233907	521632	42593	24



VASCR351

ANR Pipeline Company Transportation Services Fuel By Route Analysis

Reporting Year: *January - December 2019*
Production 10/2019

<u>Production Period</u>	<u>Receipt Segment</u>	<u>Delivery Segment</u>	<u>Service Class</u>	<u>Svc Req Contract</u>	<u>Receipt Location</u>	<u>Receipt Loc Prop</u>	<u>Delivery Location</u>	<u>Delivery Loc Prop</u>	<u>Fuel Quantity</u>
10/2019	SE 2	SE 2	TR	130071	505002	103565	520004	10369	34
10/2019	SE 2	SE 2	TR	130071	505002	103565	520009	10111	40
10/2019	SE 2	SE 2	TR	130071	505002	103565	521662	233620	1,215
10/2019	SE 2	SE 2	TR	131279	505002	103565	521662	233620	41
10/2019	SE 2	SE 2	TR	131279	505545	1250766	520004	10369	506
10/2019	SE 2	SE 2	TR	131279	505545	1250766	521632	42593	523
10/2019	SE 2	SE 2	TR	131279	510023	233907	521632	42593	1,032
10/2019	SE 2	SE 2	TR	131279	513075	742882	521662	233620	17
10/2019	SE 2	SE 2	TR	131983	505002	103565	523018	322625	1,798
10/2019	SE 2	SE 2	TR	132585	505545	1250766	522130	38295	482
10/2019	SE 2	SE 2	TR	132585	510023	233907	521632	42593	18
10/2019	SE 2	SE 2	TR	132585	510023	233907	522130	38295	896
10/2019	SE 2	SE 2	TR	132585	510023	233907	523063	742883	3
10/2019	SE 2	SE 2	TR	132585	513075	742882	522130	38295	850
10/2019	SE 2	SE 2	TR	132585	513075	742882	523091	523091	219
10/2019	SE 2	SE 2	TR	132586	505545	1250766	522130	38295	82
10/2019	SE 2	SE 2	TR	132586	505545	1250766	523091	523091	4
10/2019	SE 2	SE 2	TR	132586	510023	233907	523091	523091	24
10/2019	SE 2	SE 2	TR	132586	513075	742882	523091	523091	196
10/2019	SE 2	SE 2	TR	132589	505002	103565	523091	523091	10
10/2019	SE 2	SE 2	TR	132593	505002	103565	521662	233620	14
10/2019	SE 2	SE 2	TR	132594	505002	103565	520004	10369	58
10/2019	SE 2	SE 2	TR	132680	505545	1250766	523063	742883	59
10/2019	SE 2	SE 2	TR	132680	505545	1250766	523091	523091	8
10/2019	SE 2	SE 2	TR	132681	505002	103565	523091	523091	148
10/2019	SE 2	SE 2	TR	132681	505545	1250766	521632	42593	255
10/2019	SE 2	SE 2	TR	132681	505545	1250766	523018	322625	13
10/2019	SE 2	SE 2	TR	132681	505545	1250766	523050	467240	160
10/2019	SE 2	SE 2	TR	132681	505545	1250766	523063	742883	3,742
10/2019	SE 2	SE 2	TR	132681	505545	1250766	523091	523091	116
	Segment Subtotal								74,255
10/2019	SE 2	W17	TR	132452	505002	103565	521610	261574	124
10/2019	SE 2	W17	TR	132455	505002	103565	521610	261574	31



VASCR351

ANR Pipeline Company Transportation Services Fuel By Route Analysis

Reporting Year: January - December 2019
Production 10/2019

<u>Production Period</u>	<u>Receipt Segment</u>	<u>Delivery Segment</u>	<u>Service Class</u>	<u>Svc Req. Contract</u>	<u>Receipt Location</u>	<u>Receipt Loc Prop</u>	<u>Delivery Location</u>	<u>Delivery Loc Prop</u>	<u>Fuel Quantity</u>
	Segment Subtotal								
10/2019	SW 1	SW 1	TR	120977	510025	36981	523061	737783	155
10/2019	SW 1	SW 1	TR	125737	513096	1261065	523076	1388911	31
10/2019	SW 1	SW 1	TR	131713	510025	36981	523061	737783	1,338
10/2019	SW 1	SW 1	TR	131713	512560	185837	523061	737783	4,095
10/2019	SW 1	SW 1	TR	131713	513061	490942	523061	737783	28
10/2019	SW 1	SW 1	TR	131713	513096	1261065	523061	737783	69
10/2019	SW 1	SW 1	TR	131714	512520	187493	523062	738789	6
10/2019	SW 1	SW 1	TR	131714	512560	185837	523062	738789	31
10/2019	SW 1	SW 1	TR	131714	513061	490942	523062	738789	25
10/2019	SW 1	SW 1	TR	131714	513096	1261065	523062	738789	25
10/2019	SW 1	SW 1	TR	132513	510025	36981	523061	737783	74
	Segment Subtotal								
10/2019	SW 4	ME 3	TR	110505	505003	103702	520027	295956	214
10/2019	SW 4	ME 3	TR	110505	505003	103702	521552	16265	5,936
10/2019	SW 4	ME 3	TR	131440	505003	103702	521534	138745	555
10/2019	SW 4	ME 3	TR	131441	505003	103702	505008	139236	38
	Segment Subtotal								
10/2019	SW 4	MI 7	TR	104404	505003	103702	505038	153808	1,869
10/2019	SW 4	MI 7	TR	108304	505003	103702	505030	159369	1,365
10/2019	SW 4	MI 7	TR	109422	505003	103702	521118	11578	3,827
10/2019	SW 4	MI 7	TR	109511	505003	103702	521104	40849	2,260
10/2019	SW 4	MI 7	TR	110505	505003	103702	521016	4196	18,515
10/2019	SW 4	MI 7	TR	110505	505003	103702	521080	138675	4,882
10/2019	SW 4	MI 7	TR	110505	505003	103702	521932	138744	30,865
10/2019	SW 4	MI 7	TR	110506	505003	103702	521932	138744	1,251
10/2019	SW 4	MI 7	TR	110507	505003	103702	521080	138675	216
10/2019	SW 4	MI 7	TR	110507	505003	103702	521932	138744	1,233
10/2019	SW 4	MI 7	TR	115269	505003	103702	521080	138675	161
10/2019	SW 4	MI 7	TR	118861	505003	103702	511136	277072	347
	Segment Subtotal								
10/2019	SW 4	MI 7	TR	118861	505003	103702	511136	277072	5,156
10/2019	SW 4	MI 7	TR	118861	505003	103702	511136	277072	500
10/2019	SW 4	MI 7	TR	118861	505003	103702	511136	277072	120
10/2019	SW 4	MI 7	TR	118861	505003	103702	511136	277072	5,302
10/2019	SW 4	MI 7	TR	118861	505003	103702	511136	277072	1,668



VASCR351

**ANR Pipeline Company
Transportation Services
Fuel By Route Analysis**

Reporting Year: *January - December 2019*
Production 10/2019

<u>Production Period</u>	<u>Receipt Segment</u>	<u>Delivery Segment</u>	<u>Service Class</u>	<u>Svc Req Contract</u>	<u>Receipt Location</u>	<u>Receipt Loc Prop</u>	<u>Delivery Location</u>	<u>Delivery Loc Prop</u>	<u>Fuel Quantity</u>
10/2019	SW 4	MI 7	TR	122067	505003	103702	505108	243097	417
10/2019	SW 4	MI 7	TR	122067	505003	103702	521116	42078	16,779
10/2019	SW 4	MI 7	TR	122247	505003	103702	505108	243097	416
10/2019	SW 4	MI 7	TR	122247	505003	103702	521110	11803	1,999
10/2019	SW 4	MI 7	TR	122247	505003	103702	521116	42078	16,175
10/2019	SW 4	MI 7	TR	124950	505003	103702	505038	153808	3,553
10/2019	SW 4	MI 7	TR	126266	505003	103702	505108	243097	124
10/2019	SW 4	MI 7	TR	126266	505003	103702	523014	318733	169
10/2019	SW 4	MI 7	TR	126522	505003	103702	505038	153808	847
10/2019	SW 4	MI 7	TR	126522	505003	103702	521030	282436	6,237
10/2019	SW 4	MI 7	TR	127117	505003	103702	521080	138675	54,230
10/2019	SW 4	MI 7	TR	128775	505003	103702	505038	153808	1,208
10/2019	SW 4	MI 7	TR	131177	505003	103702	505038	153808	9,725
10/2019	SW 4	MI 7	TR	131177	505003	103702	505108	243097	2,942
10/2019	SW 4	MI 7	TR	131177	505003	103702	510005	246067	178
10/2019	SW 4	MI 7	TR	131177	505003	103702	521016	4196	1,857
10/2019	SW 4	MI 7	TR	131177	505003	103702	521116	42078	632
10/2019	SW 4	MI 7	TR	131177	505003	103702	521118	11578	1,572
10/2019	SW 4	MI 7	TR	131177	505003	103702	521634	11566	1,846
10/2019	SW 4	MI 7	TR	131177	505003	103702	521690	40892	4
10/2019	SW 4	MI 7	TR	131177	505003	103702	521932	138744	18,705
10/2019	SW 4	MI 7	TR	131644	505003	103702	505038	153808	155
10/2019	SW 4	MI 7	TR	131644	505003	103702	521985	278172	252
10/2019	SW 4	MI 7	TR	132361	505003	103702	505038	153808	23
10/2019	SW 4	MI 7	TR	132361	505003	103702	521932	138744	5
10/2019	SW 4	MI 7	TR	132366	505003	103702	521016	4196	20
10/2019	SW 4	MI 7	TR	132366	505003	103702	521080	138675	131
10/2019	SW 4	MI 7	TR	132366	505003	103702	521932	138744	24
10/2019	SW 4	MI 7	TR	132403	505003	103702	505038	153808	2,250
10/2019	SW 4	MI 7	TR	132423	505003	103702	521016	4196	521
10/2019	SW 4	MI 7	TR	132423	505003	103702	521080	138675	217
10/2019	SW 4	MI 7	TR	132423	511132	90017	521016	4196	2
10/2019	SW 4	MI 7	TR	132423	511132	90017	521080	138675	1



VASCR351

ANR Pipeline Company Transportation Services Fuel By Route Analysis

Reporting Year: January - December 2019
Production 10/2019

Prepared: 2/19/2020 3:28:04PM

Page 769 of 966

<u>Production Period</u>	<u>Receipt Segment</u>	<u>Delivery Segment</u>	<u>Service Class</u>	<u>Svc Req Contract</u>	<u>Receipt Location</u>	<u>Receipt Loc Prop</u>	<u>Delivery Location</u>	<u>Delivery Loc Prop</u>	<u>Fuel Quantity</u>
10/2019	SW 4	MI 7	TR	132462	505003	103702	505038	153808	4,194
10/2019	SW 4	MI 7	TR	132466	505003	103702	521932	138744	31
10/2019	SW 4	MI 7	TR	132490	505003	103702	505038	153808	20
10/2019	SW 4	MI 7	TR	132490	505003	103702	521932	138744	11
10/2019	SW 4	MI 7	TR	132499	505003	103702	521932	138744	31
10/2019	SW 4	MI 7	TR	132601	505003	103702	505038	153808	891
10/2019	SW 4	MI 7	TR	132606	505003	103702	505108	243097	63
10/2019	SW 4	MI 7	TR	132606	505003	103702	510005	246067	359
10/2019	SW 4	MI 7	TR	132606	505003	103702	521030	282436	5,352
10/2019	SW 4	MI 7	TR	132728	505003	103702	505038	153808	18,018
10/2019	SW 4	MI 7	TR	132728	505003	103702	521118	11578	167
10/2019	SW 4	MI 7	TR	132728	505003	103702	521634	11566	366
10/2019	SW 4	MI 7	TR	133028	505003	103702	521932	138744	50
10/2019	SW 4	MI 7	TR	133217	505003	103702	505038	153808	3,402
10/2019	SW 4	MI 7	TR	133231	505003	103702	505108	243097	2,966
10/2019	SW 4	MI 7	TR	133231	505003	103702	511136	277072	57
10/2019	SW 4	MI 7	TR	133231	505003	103702	521016	4196	5,196
10/2019	SW 4	MI 7	TR	133231	505003	103702	521080	138675	1,945
10/2019	SW 4	MI 7	TR	133232	505003	103702	511136	277072	3,387
10/2019	SW 4	MI 7	TR	133232	505003	103702	521080	138675	17,005
10/2019	SW 4	MI 7	TR	133233	505003	103702	511136	277072	61,799
10/2019	SW 4	MI 7	TR	133257	505003	103702	505038	153808	24
10/2019	SW 4	MI 7	TR	133257	505003	103702	521014	153852	24
10/2019	SW 4	MI 7	TR	133257	505003	103702	521985	278172	8
10/2019	SW 4	MI 7	TR	133278	505003	103702	505017	139249	26,851
10/2019	SW 4	MI 7	TR	133279	505003	103702	505017	139249	15,874
10/2019	SW 4	MI 7	TR	133281	505003	103702	505038	153808	20
10/2019	SW 4	MI 7	TR	133281	505003	103702	521014	153852	20
10/2019	SW 4	MI 7	TR	133282	505003	103702	505017	139249	2,722
10/2019	SW 4	MI 7	TR	133421	505003	103702	505017	139249	1,216
	Segment Subtotal								387,761
10/2019	SW 4	MW 5	TR	111657	505003	103702	521656	284918	1,679
10/2019	SW 4	MW 5	TR	125574	505003	103702	523079	1395865	1,879



VASCR351

ANR Pipeline Company Transportation Services Fuel By Route Analysis

Reporting Year: *January - December 2019*
Production 10/2019

<u>Production Period</u>	<u>Receipt Segment</u>	<u>Delivery Segment</u>	<u>Service Class</u>	<u>Svc Req Contract</u>	<u>Receipt Location</u>	<u>Receipt Loc Prop</u>	<u>Delivery Location</u>	<u>Delivery Loc Prop</u>	<u>Fuel Quantity</u>
10/2019	SW 4	MW 5	TR	126266	505003	103702	521408	12999	119
10/2019	SW 4	MW 5	TS	123146	505003	103702	521596	5227	108
10/2019	SW 4	MW 5	TS	123148	505003	103702	505015	139247	1,738
	Segment Subtotal								5,523
10/2019	SW 4	MW 6	TR	700	505003	103702	505014	139246	2,010
10/2019	SW 4	MW 6	TR	108861	505003	103702	521498	4857	508
10/2019	SW 4	MW 6	TR	108986	505003	103702	505005	139233	1,142
10/2019	SW 4	MW 6	TR	108986	505003	103702	521658	3605	1,268
10/2019	SW 4	MW 6	TR	110185	505003	103702	505013	139241	461
10/2019	SW 4	MW 6	TR	110185	505003	103702	521086	103709	3,365
10/2019	SW 4	MW 6	TR	110185	505003	103702	521470	4738	2,301
10/2019	SW 4	MW 6	TR	110185	505003	103702	521482	4741	953
10/2019	SW 4	MW 6	TR	110505	505003	103702	505578	1402365	173
10/2019	SW 4	MW 6	TR	110506	505003	103702	505578	1402365	453
10/2019	SW 4	MW 6	TR	115815	505003	103702	521438	4614	4,989
10/2019	SW 4	MW 6	TR	123406	505003	103702	505013	139241	5,456
10/2019	SW 4	MW 6	TR	123406	505003	103702	521434	4619	835
10/2019	SW 4	MW 6	TR	123406	505003	103702	521470	4738	55
10/2019	SW 4	MW 6	TR	123406	505003	103702	523078	1394871	1,888
10/2019	SW 4	MW 6	TR	123850	505003	103702	521428	40193	1,051
10/2019	SW 4	MW 6	TR	126266	505003	103702	521400	13135	256
10/2019	SW 4	MW 6	TR	126266	505003	103702	521914	40412	37
10/2019	SW 4	MW 6	TR	126266	505003	103702	523078	1394871	6,235
10/2019	SW 4	MW 6	TR	126494	505003	103702	521438	4614	4,258
10/2019	SW 4	MW 6	TR	126522	505003	103702	505013	139241	1,666
10/2019	SW 4	MW 6	TR	126522	505003	103702	521432	4691	270
10/2019	SW 4	MW 6	TR	126522	505003	103702	523078	1394871	1,457
10/2019	SW 4	MW 6	TR	127009	505003	103702	523078	1394871	88,663
10/2019	SW 4	MW 6	TR	128775	505003	103702	521434	4619	2,186
10/2019	SW 4	MW 6	TR	131177	505003	103702	521658	3605	367
10/2019	SW 4	MW 6	TR	131177	505003	103702	521914	40412	533
10/2019	SW 4	MW 6	TR	131644	505003	103702	505578	1402365	7,885
10/2019	SW 4	MW 6	TR	131644	505003	103702	521400	13135	29



VASCR351

ANR Pipeline Company Transportation Services Fuel By Route Analysis

Reporting Year: *January - December 2019*
Production 10/2019

<u>Production Period</u>	<u>Receipt Segment</u>	<u>Delivery Segment</u>	<u>Service Class</u>	<u>Svc Req Contract</u>	<u>Receipt Location</u>	<u>Receipt Loc Prop</u>	<u>Delivery Location</u>	<u>Delivery Loc Prop</u>	<u>Fuel Quantity</u>
10/2019	SW 4	MW 6	TR	131644	505003	103702	521420	4602	348
10/2019	SW 4	MW 6	TR	131644	505003	103702	521434	4619	1,322
10/2019	SW 4	MW 6	TR	131644	505003	103702	521470	4738	710
10/2019	SW 4	MW 6	TR	131644	505003	103702	521506	3797	62
10/2019	SW 4	MW 6	TR	132416	505003	103702	505578	1402365	11,216
10/2019	SW 4	MW 6	TR	132416	505003	103702	521086	103709	106
10/2019	SW 4	MW 6	TR	132416	505003	103702	521400	13135	244
10/2019	SW 4	MW 6	TR	132416	505003	103702	521434	4619	132
10/2019	SW 4	MW 6	TR	132416	505003	103702	521436	4561	187
10/2019	SW 4	MW 6	TR	132416	505003	103702	521482	4741	1,364
10/2019	SW 4	MW 6	TR	132416	505003	103702	521608	171759	93
10/2019	SW 4	MW 6	TR	132423	505003	103702	505578	1402365	481
10/2019	SW 4	MW 6	TR	132423	505003	103702	521440	4616	3,871
10/2019	SW 4	MW 6	TR	132423	505003	103702	521506	3797	190
10/2019	SW 4	MW 6	TR	132423	511132	90017	505578	1402365	37
10/2019	SW 4	MW 6	TR	132423	511132	90017	521440	4616	145
10/2019	SW 4	MW 6	TR	132423	511132	90017	521506	3797	3
10/2019	SW 4	MW 6	TR	132516	505003	103702	521434	4619	917
10/2019	SW 4	MW 6	TR	132516	505003	103702	521470	4738	243
10/2019	SW 4	MW 6	TR	132516	505003	103702	521482	4741	1,764
10/2019	SW 4	MW 6	TR	132601	505003	103702	521420	4602	30
10/2019	SW 4	MW 6	TR	132959	505003	103702	521420	4602	2,789
10/2019	SW 4	MW 6	TR	133010	505003	103702	521420	4602	68
10/2019	SW 4	MW 6	TR	133278	505003	103702	521434	4619	480
10/2019	SW 4	MW 6	TR	133278	505003	103702	521506	3797	13
10/2019	SW 4	MW 6	TR	133282	505003	103702	521434	4619	725
10/2019	SW 4	MW 6	TR	133282	505003	103702	521506	3797	18
10/2019	SW 4	MW 6	TS	109148	505003	103702	521566	12977	736
10/2019	SW 4	MW 6	TS	109171	505003	103702	521428	40193	517
10/2019	SW 4	MW 6	TS	110863	505003	103702	521608	171759	509
10/2019	SW 4	MW 6	TS	123056	505003	103702	521504	4856	61
10/2019	SW 4	MW 6	TS	123057	505003	103702	521502	4747	25
10/2019	SW 4	MW 6	TS	123059	505003	103702	521424	13215	101



VASCR351

ANR Pipeline Company Transportation Services Fuel By Route Analysis

Reporting Year: January - December 2019
Production 10/2019

<u>Production Period</u>	<u>Receipt Segment</u>	<u>Delivery Segment</u>	<u>Service Class</u>	<u>Svc Req Contract</u>	<u>Receipt Location</u>	<u>Receipt Loc Prop</u>	<u>Delivery Location</u>	<u>Delivery Loc Prop</u>	<u>Fuel Quantity</u>
10/2019	SW 4	MW 6	TS	123065	505003	103702	521430	40195	334
10/2019	SW 4	MW 6	TS	123147	505003	103702	505029	139367	2,134
10/2019	SW 4	MW 6	TS	123203	505003	103702	521500	4693	26
10/2019	SW 4	MW 6	TS	123214	505003	103702	521598	4564	29
10/2019	SW 4	MW 6	TS	123215	505003	103702	521494	4605	273
10/2019	SW 4	MW 6	TS	123216	505003	103702	521492	4604	148
10/2019	SW 4	MW 6	TS	123217	505003	103702	521418	12991	388
10/2019	SW 4	MW 6	TS	123221	505003	103702	521496	4689	188
10/2019	SW 4	MW 6	TS	123222	505003	103702	521526	3969	96
10/2019	SW 4	MW 6	TS	123242	505003	103702	521426	40183	244
10/2019	SW 4	MW 6	TS	128874	505003	103702	521422	12976	220
10/2019	SW 4	MW 6	TS	131548	505003	103702	521524	3973	515
	Segment Subtotal								174,852
10/2019	SW 4	SW 1	TR	131713	505003	103702	523061	737783	632
	Segment Subtotal								632
10/2019	SW 4	SW 3	TR	126028	505003	103702	521070	221448	13
	Segment Subtotal								13
10/2019	SW 4	SW 4	TR	115706	505003	103702	521642	237023	364
10/2019	SW 4	SW 4	TR	119817	505003	103702	513042	385402	1,548
10/2019	SW 4	SW 4	TR	123915	505003	103702	521664	174769	50
10/2019	SW 4	SW 4	TR	128684	505003	103702	521020	34887	88
10/2019	SW 4	SW 4	TR	131713	505003	103702	521020	34887	6
10/2019	SW 4	SW 4	TR	132926	505003	103702	521040	234898	16
	Segment Subtotal								2,072
10/2019	SW 4	SW 5	TR	120629	505003	103702	522116	278352	155
	Segment Subtotal								155
10/2019	SW 4	WI 7	TR	800	505003	103702	505025	139257	4,912
10/2019	SW 4	WI 7	TR	5450	505003	103702	505026	139258	9,004
10/2019	SW 4	WI 7	TR	104404	505003	103702	521314	28661	36,093
10/2019	SW 4	WI 7	TR	106209	505003	103702	510033	28873	5,213
10/2019	SW 4	WI 7	TR	108268	505003	103702	505016	139248	12,347



VASCR351

**ANR Pipeline Company
Transportation Services
Fuel By Route Analysis**

Reporting Year: *January - December 2019*
Production 10/2019

<u>Production Period</u>	<u>Receipt Segment</u>	<u>Delivery Segment</u>	<u>Service Class</u>	<u>Svc Req Contract</u>	<u>Receipt Location</u>	<u>Receipt Loc Prop</u>	<u>Delivery Location</u>	<u>Delivery Loc Prop</u>	<u>Fuel Quantity</u>
10/2019	SW 4	WI 7	TR	110505	505003	103702	521610	261574	3,316
10/2019	SW 4	WI 7	TR	117331	505003	103702	505021	139253	13,266
10/2019	SW 4	WI 7	TR	126266	505003	103702	521012	40226	120
10/2019	SW 4	WI 7	TR	126266	505003	103702	521172	28846	53
10/2019	SW 4	WI 7	TR	126266	505003	103702	521188	28862	33
10/2019	SW 4	WI 7	TR	126266	505003	103702	521200	28679	24
10/2019	SW 4	WI 7	TR	126266	505003	103702	521202	28682	9
10/2019	SW 4	WI 7	TR	126266	505003	103702	521210	28828	93
10/2019	SW 4	WI 7	TR	126266	505003	103702	521218	28865	6
10/2019	SW 4	WI 7	TR	126266	505003	103702	521292	28806	21
10/2019	SW 4	WI 7	TR	126266	505003	103702	521786	28798	6
10/2019	SW 4	WI 7	TR	126266	505003	103702	521810	36869	63
10/2019	SW 4	WI 7	TR	126266	505003	103702	523034	384136	42
10/2019	SW 4	WI 7	TR	129880	505003	103702	523032	384134	24,598
10/2019	SW 4	WI 7	TR	131177	505003	103702	521012	40226	403
10/2019	SW 4	WI 7	TR	131177	505003	103702	521164	28842	1,250
10/2019	SW 4	WI 7	TR	131177	505003	103702	521168	28834	217
10/2019	SW 4	WI 7	TR	131177	505003	103702	521176	28859	62
10/2019	SW 4	WI 7	TR	131177	505003	103702	521180	28875	124
10/2019	SW 4	WI 7	TR	131177	505003	103702	521182	28854	775
10/2019	SW 4	WI 7	TR	131177	505003	103702	521198	28782	93
10/2019	SW 4	WI 7	TR	131177	505003	103702	521200	28679	31
10/2019	SW 4	WI 7	TR	131177	505003	103702	521208	28780	403
10/2019	SW 4	WI 7	TR	131177	505003	103702	521212	28882	248
10/2019	SW 4	WI 7	TR	131177	505003	103702	521214	40197	403
10/2019	SW 4	WI 7	TR	131177	505003	103702	521250	28841	403
10/2019	SW 4	WI 7	TR	131177	505003	103702	521256	174788	604
10/2019	SW 4	WI 7	TR	131177	505003	103702	521262	36868	403
10/2019	SW 4	WI 7	TR	131177	505003	103702	521302	28747	62
10/2019	SW 4	WI 7	TR	131177	505003	103702	521316	28831	124
10/2019	SW 4	WI 7	TR	131177	505003	103702	521322	28868	310
10/2019	SW 4	WI 7	TR	131177	505003	103702	521324	28794	310
10/2019	SW 4	WI 7	TR	131177	505003	103702	521344	28734	62



VASCR351

ANR Pipeline Company Transportation Services Fuel By Route Analysis

Reporting Year: January - December 2019
Production 10/2019

<u>Production Period</u>	<u>Receipt Segment</u>	<u>Delivery Segment</u>	<u>Service Class</u>	<u>Svc Req Contract</u>	<u>Receipt Location</u>	<u>Receipt Loc Prop</u>	<u>Delivery Location</u>	<u>Delivery Loc Prop</u>	<u>Fuel Quantity</u>
10/2019	SW 4	WI 7	TR	131177	505003	103702	521356	28774	527
10/2019	SW 4	WI 7	TR	131177	505003	103702	521374	28662	62
10/2019	SW 4	WI 7	TR	131177	505003	103702	521384	174789	31
10/2019	SW 4	WI 7	TR	131177	505003	103702	523034	384136	21,985
10/2019	SW 4	WI 7	TR	131177	505003	103702	523035	387791	18,977
10/2019	SW 4	WI 7	TR	131644	505003	103702	521164	28842	4,930
10/2019	SW 4	WI 7	TR	131644	505003	103702	521266	28702	3,198
10/2019	SW 4	WI 7	TR	131644	505003	103702	521300	28739	4
10/2019	SW 4	WI 7	TR	131644	505003	103702	521314	28661	277
10/2019	SW 4	WI 7	TR	131644	505003	103702	521654	284917	604
10/2019	SW 4	WI 7	TR	131644	505003	103702	521676	100052	1,124
10/2019	SW 4	WI 7	TR	131644	505003	103702	523034	384136	891
10/2019	SW 4	WI 7	TR	132402	505003	103702	523034	384136	12,308
10/2019	SW 4	WI 7	TR	132606	505003	103702	521164	28842	771
10/2019	SW 4	WI 7	TR	132606	505003	103702	523035	387791	2,224
10/2019	SW 4	WI 7	TR	132606	505003	103702	521246	28844	3,292
10/2019	SW 4	WI 7	TR	132679	505003	103702	521314	28661	18,063
10/2019	SW 4	WI 7	TR	133020	505003	103702	521610	261574	1,077
10/2019	SW 4	WI 7	TR	133257	505003	103702	521610	261574	622
10/2019	SW 4	WI 7	TR	133281	505003	103702	521396	150407	439
10/2019	SW 4	WI 7	TS	123061	505003	103702	521392	28730	1,347
10/2019	SW 4	WI 7	TS	123220	505003	103702			
	Segment Subtotal								208,259
10/2019	WI 7	MI 7	TR	106211	510033	28873	505038	153808	861
10/2019	WI 7	MI 7	TR	107879	510033	28873	505038	153808	640
10/2019	WI 7	MI 7	TR	110904	521654	284917	505038	153808	69
10/2019	WI 7	MI 7	TR	111813	521654	284917	505038	153808	70
10/2019	WI 7	MI 7	TR	117338	521262	36868	505038	153808	55
10/2019	WI 7	MI 7	TR	117354	521262	36868	505038	153808	40
10/2019	WI 7	MI 7	TR	117358	505021	139253	505038	153808	10
10/2019	WI 7	MI 7	TR	120571	510041	11661	505038	153808	10,810
10/2019	WI 7	MI 7	TR	129887	521172	28846	505038	153808	402
10/2019	WI 7	MI 7	TR	131221	510033	28873	521124	11562	6
10/2019	WI 7	MI 7	TR	132401	513127	513127	505038	153808	16



VASCR351

ANR Pipeline Company Transportation Services Fuel By Route Analysis

Reporting Year: *January - December 2019*
Production *10/2019*

<u>Production Period</u>	<u>Receipt Segment</u>	<u>Delivery Segment</u>	<u>Service Class</u>	<u>Svc Req. Contract</u>	<u>Receipt Location</u>	<u>Receipt Loc Prop</u>	<u>Delivery Location</u>	<u>Delivery Loc Prop</u>	<u>Fuel Quantity</u>
10/2019	WI 7	MI 7	TR	132509	513129	513129	505108	243097	108
10/2019	WI 7	MI 7	TR	132544	510033	28873	505108	243097	46
10/2019	WI 7	MI 7	TR	132544	510033	28873	521985	278172	1,599
10/2019	WI 7	MI 7	TR	132590	510041	11661	505108	243097	168
10/2019	WI 7	MI 7	TR	132590	510041	11661	510005	246067	77
10/2019	WI 7	MI 7	TR	132590	510041	11661	511136	277072	122
10/2019	WI 7	MI 7	TR	132590	510041	11661	521016	4196	23
10/2019	WI 7	MI 7	TR	132595	510006	28808	511136	277072	180
10/2019	WI 7	MI 7	TR	132663	510033	28873	505038	153808	184
10/2019	WI 7	MI 7	TR	132684	510006	28808	521985	278172	86
10/2019	WI 7	MI 7	TR	132685	505597	505597	511136	277072	69
10/2019	WI 7	MI 7	TR	132685	505597	505597	521985	278172	32
10/2019	WI 7	MI 7	TR	132686	505597	505597	511136	277072	16
10/2019	WI 7	MI 7	TR	132744	505597	505597	505038	153808	23
10/2019	WI 7	MI 7	TR	132744	505597	505597	511136	277072	22
10/2019	WI 7	MI 7	TR	132911	510006	28808	511136	277072	653
10/2019	WI 7	MI 7	TR	133288	510006	28808	511136	277072	56
10/2019	Segment Subtotal								16,443
10/2019	WI 7	ML 3	TR	132663	510033	28873	521622	110850	5
10/2019	Segment Subtotal								5
10/2019	WI 7	WI 7	TR	107879	510033	28873	505023	139255	829
10/2019	WI 7	WI 7	TR	113479	521164	28842	521256	174788	42
10/2019	WI 7	WI 7	TR	113479	521164	28842	523034	384136	98
10/2019	WI 7	WI 7	TR	113922	510033	28873	521324	28794	22
10/2019	WI 7	WI 7	TR	117332	510006	28808	505021	139253	27
10/2019	WI 7	WI 7	TR	122248	510033	28873	521108	11702	4,201
10/2019	WI 7	WI 7	TR	126181	521256	174788	521786	28798	21
10/2019	WI 7	WI 7	TR	126336	521650	269472	523032	384134	9
10/2019	WI 7	WI 7	TR	128296	510041	11661	521252	28779	16
10/2019	WI 7	WI 7	TR	128423	510033	28873	521178	28883	32
10/2019	WI 7	WI 7	TR	128423	510033	28873	521302	28747	64
10/2019	WI 7	WI 7	TR	128423	513130	513130	521260	36867	178



VASCR351

ANR Pipeline Company Transportation Services Fuel By Route Analysis

Reporting Year: *January - December 2019*
Production *10/2019*

<u>Production Period</u>	<u>Receipt Segment</u>	<u>Delivery Segment</u>	<u>Service Class</u>	<u>Svc Req Contract</u>	<u>Receipt Location</u>	<u>Receipt Loc Prop</u>	<u>Delivery Location</u>	<u>Delivery Loc Prop</u>	<u>Fuel Quantity</u>
10/2019	W17	W17	TR	129337	510041	11661	521172	28846	139
10/2019	W17	W17	TR	129337	510041	11661	523035	387791	63
10/2019	W17	W17	TR	129750	510033	28873	521178	28883	40
10/2019	W17	W17	TR	129750	510033	28873	521302	28747	68
10/2019	W17	W17	TR	129752	510033	28873	521178	28883	120
10/2019	W17	W17	TR	129753	510033	28873	521302	28747	71
10/2019	W17	W17	TR	129777	510033	28873	521324	28794	82
10/2019	W17	W17	TR	130795	505597	505597	523034	384136	138
10/2019	W17	W17	TR	130795	510006	28808	510033	28873	165
10/2019	W17	W17	TR	130795	510006	28808	510041	11661	20
10/2019	W17	W17	TR	130795	510006	28808	521164	28842	64
10/2019	W17	W17	TR	130795	510006	28808	521260	36867	35
10/2019	W17	W17	TR	130795	510006	28808	521288	28670	11
10/2019	W17	W17	TR	130795	510006	28808	521300	28739	33
10/2019	W17	W17	TR	130795	510006	28808	521306	28741	119
10/2019	W17	W17	TR	130795	510006	28808	521314	28661	38
10/2019	W17	W17	TR	130795	510006	28808	521654	284917	20
10/2019	W17	W17	TR	130795	510006	28808	523034	384136	388
10/2019	W17	W17	TR	130795	510033	28873	505597	505597	2
10/2019	W17	W17	TR	130795	510033	28873	521260	36867	5
10/2019	W17	W17	TR	130795	510033	28873	521288	28670	21
10/2019	W17	W17	TR	130795	510033	28873	521300	28739	30
10/2019	W17	W17	TR	130795	510033	28873	521306	28741	104
10/2019	W17	W17	TR	130795	510033	28873	521654	284917	8
10/2019	W17	W17	TR	130795	510033	28873	521676	100052	5
10/2019	W17	W17	TR	130795	510033	28873	523034	384136	10
10/2019	W17	W17	TR	130795	510041	11661	523034	384136	24
10/2019	W17	W17	TR	131221	510033	28873	521168	28834	14
10/2019	W17	W17	TR	131221	510033	28873	521172	28846	287
10/2019	W17	W17	TR	131221	510033	28873	521174	28778	456
10/2019	W17	W17	TR	131221	510033	28873	521188	28862	42
10/2019	W17	W17	TR	131221	510033	28873	521218	28865	7
10/2019	W17	W17	TR	131221	510033	28873	521240	28759	7



VASCR351

ANR Pipeline Company Transportation Services Fuel By Route Analysis

Reporting Year: *January - December 2019*
Production 10/2019

<u>Production Period</u>	<u>Receipt Segment</u>	<u>Delivery Segment</u>	<u>Service Class</u>	<u>Svc Req Contract</u>	<u>Receipt Location</u>	<u>Receipt Loc Prop</u>	<u>Delivery Location</u>	<u>Delivery Loc Prop</u>	<u>Fuel Quantity</u>
10/2019	W17	W17	TR	131221	510033	28873	521246	28844	41
10/2019	W17	W17	TR	131221	510041	11661	521012	40226	40
10/2019	W17	W17	TR	131221	510041	11661	521168	28834	6
10/2019	W17	W17	TR	131221	510041	11661	521172	28846	50
10/2019	W17	W17	TR	131221	510041	11661	521174	28778	355
10/2019	W17	W17	TR	131221	510041	11661	521188	28862	18
10/2019	W17	W17	TR	131221	510041	11661	521218	28865	3
10/2019	W17	W17	TR	131221	510041	11661	521240	28759	3
10/2019	W17	W17	TR	131221	510041	11661	521246	28844	205
10/2019	W17	W17	TR	131221	510041	11661	521252	28779	143
10/2019	W17	W17	TR	131221	510041	11661	521260	36867	9
10/2019	W17	W17	TR	131221	510041	11661	521266	28702	8
10/2019	W17	W17	TR	131221	510041	11661	521298	28736	3
10/2019	W17	W17	TR	131221	510041	11661	521302	28747	4
10/2019	W17	W17	TR	131221	510041	11661	521314	28661	30
10/2019	W17	W17	TR	131221	510041	11661	521316	28831	6
10/2019	W17	W17	TR	131221	510041	11661	521322	28868	2
10/2019	W17	W17	TR	131221	510041	11661	521324	28794	3
10/2019	W17	W17	TR	131221	510041	11661	521374	28662	8
10/2019	W17	W17	TR	131221	510041	11661	521784	28720	176
10/2019	W17	W17	TR	131221	510041	11661	521812	40304	3
10/2019	W17	W17	TR	131221	510041	11661	521814	36934	6
10/2019	W17	W17	TR	131642	510006	28808	523034	384136	70
10/2019	W17	W17	TR	131642	510041	11661	521654	284917	36
10/2019	W17	W17	TR	131644	510006	28808	505597	505597	11
10/2019	W17	W17	TR	131644	510006	28808	521164	28842	97
10/2019	W17	W17	TR	131644	510006	28808	521260	36867	28
10/2019	W17	W17	TR	131644	510006	28808	521266	28702	70
10/2019	W17	W17	TR	131644	510006	28808	521314	28661	240
10/2019	W17	W17	TR	131644	510006	28808	521654	284917	53
10/2019	W17	W17	TR	131644	510006	28808	521676	100052	387
10/2019	W17	W17	TR	131644	510006	28808	523034	384136	58
10/2019	W17	W17	TR	131644	510033	28873	521266	28702	34



VASCR351

ANR Pipeline Company Transportation Services Fuel By Route Analysis

Reporting Year: January - December 2019
Production 10/2019

<u>Production Period</u>	<u>Receipt Segment</u>	<u>Delivery Segment</u>	<u>Service Class</u>	<u>Svc Req Contract</u>	<u>Receipt Location</u>	<u>Receipt Loc Prop</u>	<u>Delivery Location</u>	<u>Delivery Loc Prop</u>	<u>Fuel Quantity</u>
10/2019	WI 7	WI 7	TR	131644	510033	28873	521300	28739	4
10/2019	WI 7	WI 7	TR	131644	510033	28873	521314	28661	35
10/2019	WI 7	WI 7	TR	131644	510033	28873	521676	100052	5
10/2019	WI 7	WI 7	TR	131644	510041	11661	521266	28702	16
10/2019	WI 7	WI 7	TR	131940	510041	11661	521164	28842	2
10/2019	WI 7	WI 7	TR	131940	510041	11661	521288	28670	32
10/2019	WI 7	WI 7	TR	131940	510041	11661	521314	28661	1
10/2019	WI 7	WI 7	TR	131992	510041	11661	521610	261574	134
10/2019	WI 7	WI 7	TR	132082	510006	28808	521654	284917	70
10/2019	WI 7	WI 7	TR	132083	510006	28808	521300	28739	24
10/2019	WI 7	WI 7	TR	132083	510006	28808	521654	284917	88
10/2019	WI 7	WI 7	TR	132083	510041	11661	521300	28739	4
10/2019	WI 7	WI 7	TR	132245	510041	11661	521252	28779	128
10/2019	WI 7	WI 7	TR	132402	510006	28808	523034	384136	10
10/2019	WI 7	WI 7	TR	132500	513127	513127	521164	28842	46
10/2019	WI 7	WI 7	TR	132582	510033	28873	521012	40226	14
10/2019	WI 7	WI 7	TR	132582	510033	28873	521172	28846	6
10/2019	WI 7	WI 7	TR	132582	510033	28873	521180	28875	15
10/2019	WI 7	WI 7	TR	132582	510033	28873	521188	28862	5
10/2019	WI 7	WI 7	TR	132582	510033	28873	521198	28782	6
10/2019	WI 7	WI 7	TR	132582	510033	28873	521200	28679	3
10/2019	WI 7	WI 7	TR	132582	510033	28873	521204	28672	18
10/2019	WI 7	WI 7	TR	132582	510033	28873	521210	28828	11
10/2019	WI 7	WI 7	TR	132582	510033	28873	521240	28759	10
10/2019	WI 7	WI 7	TR	132582	510033	28873	521250	28841	19
10/2019	WI 7	WI 7	TR	132582	510033	28873	521292	28806	3
10/2019	WI 7	WI 7	TR	132582	510033	28873	523034	384136	3
10/2019	WI 7	WI 7	TR	132590	510041	11661	521164	28842	1,465
10/2019	WI 7	WI 7	TR	132590	510041	11661	521260	36867	89
10/2019	WI 7	WI 7	TR	132590	510041	11661	521266	28702	231
10/2019	WI 7	WI 7	TR	132590	510041	11661	521314	28661	697
10/2019	WI 7	WI 7	TR	132590	510041	11661	521676	100052	167
10/2019	WI 7	WI 7	TR	132590	510041	11661	521784	28720	196



VASCR351

**ANR Pipeline Company
Transportation Services
Fuel By Route Analysis**

Reporting Year: *January - December 2019*
Production 10/2019

<u>Production Period</u>	<u>Receipt Segment</u>	<u>Delivery Segment</u>	<u>Service Class</u>	<u>Svc Req Contract</u>	<u>Receipt Location</u>	<u>Receipt Loc Prop</u>	<u>Delivery Location</u>	<u>Delivery Loc Prop</u>	<u>Fuel Quantity</u>
10/2019	W17	W17	TR	132590	510041	11661	523034	384136	3,708
10/2019	W17	W17	TR	132590	510041	11661	523035	387791	1,266
10/2019	W17	W17	TR	132595	510006	28808	523034	384136	386
10/2019	W17	W17	TR	132675	505597	505597	523034	384136	13
10/2019	W17	W17	TR	132682	510006	28808	521260	36867	81
10/2019	W17	W17	TR	132682	510006	28808	521650	269472	69
10/2019	W17	W17	TR	132682	510006	28808	521654	284917	366
10/2019	W17	W17	TR	132682	510006	28808	523034	384136	747
10/2019	W17	W17	TR	132682	510041	11661	523034	384136	9
10/2019	W17	W17	TR	132684	505597	505597	510006	28808	19
10/2019	W17	W17	TR	132684	505597	505597	521164	28842	55
10/2019	W17	W17	TR	132684	505597	505597	521314	28661	39
10/2019	W17	W17	TR	132684	505602	505602	521164	28842	58
10/2019	W17	W17	TR	132684	505602	505602	521654	284917	52
10/2019	W17	W17	TR	132684	505602	505602	523035	387791	31
10/2019	W17	W17	TR	132684	510006	28808	521314	28661	69
10/2019	W17	W17	TR	132684	510006	28808	523034	384136	10
10/2019	W17	W17	TR	132685	505602	505602	521314	28661	104
10/2019	W17	W17	TR	132685	505602	505602	521654	284917	29
10/2019	W17	W17	TR	132685	510006	28808	521164	28842	105
10/2019	W17	W17	TR	132685	510006	28808	523035	387791	138
10/2019	W17	W17	TR	132686	505602	505602	510033	28873	19
10/2019	W17	W17	TR	132686	505602	505602	521164	28842	69
10/2019	W17	W17	TR	132686	505602	505602	521246	28844	1
10/2019	W17	W17	TR	132686	505602	505602	521314	28661	31
10/2019	W17	W17	TR	132686	505602	505602	521654	284917	42
10/2019	W17	W17	TR	132686	510033	28873	521164	28842	61
10/2019	W17	W17	TR	132686	510033	28873	521650	269472	11
10/2019	W17	W17	TR	132686	510033	28873	521654	284917	17
10/2019	W17	W17	TR	132686	510033	28873	523034	384136	18
10/2019	W17	W17	TR	132744	505597	505597	523034	384136	139
10/2019	W17	W17	TR	132806	510006	28808	523034	384136	38
10/2019	W17	W17	TR	132911	510006	28808	523034	384136	1,717



VASCR351

**ANR Pipeline Company
Transportation Services
Fuel By Route Analysis**

Reporting Year: January - December 2019
Production 10/2019

<u>Production Period</u>	<u>Receipt Segment</u>	<u>Delivery Segment</u>	<u>Service Class</u>	<u>Svc Req Contract</u>	<u>Receipt Location</u>	<u>Receipt Loc Prop</u>	<u>Delivery Location</u>	<u>Delivery Loc Prop</u>	<u>Fuel Quantity</u>
10/2019	W17	W17	TR	133008	510033	28873	521178	28883	48
10/2019	W17	W17	TR	133008	510033	28873	521190	28825	56
10/2019	W17	W17	TR	133008	510033	28873	521260	36867	136
10/2019	W17	W17	TR	133008	510033	28873	521302	28747	19
10/2019	W17	W17	TR	133008	510033	28873	521812	40304	31
10/2019	W17	W17	TR	133008	513130	513130	521812	40304	18
10/2019	W17	W17	TR	133089	510033	28873	521178	28883	683
10/2019	W17	W17	TR	133089	510033	28873	521260	36867	78
10/2019	W17	W17	TR	133288	510006	28808	523034	384136	69
Segment Subtotal									24,593
Total for 10/2019									1,829,092



VASCR351

ANR Pipeline Company Transportation Services Fuel By Route Analysis

Reporting Year: *January - December 2019*
Production 11/2019

<u>Production Period</u>	<u>Receipt Segment</u>	<u>Delivery Segment</u>	<u>Service Class</u>	<u>Svc Req Contract</u>	<u>Receipt Location</u>	<u>Receipt Loc Prop</u>	<u>Delivery Location</u>	<u>Delivery Loc Prop</u>	<u>Fuel Quantity</u>
11/2019	ME 2	ME 2	TR	104491	513084	803184	521982	283195	658
11/2019	ME 2	ME 2	TR	114655	505226	153719	521044	261572	251
11/2019	ME 2	ME 2	TR	114655	513062	490940	521044	261572	4,172
11/2019	ME 2	ME 2	TR	114656	505226	153719	521644	274229	196
11/2019	ME 2	ME 2	TR	114656	513062	490940	521044	261572	395
11/2019	ME 2	ME 2	TR	114656	513062	490940	521644	274229	3,089
11/2019	ME 2	ME 2	TR	120643	505226	153719	523066	781395	208
11/2019	ME 2	ME 2	TR	122803	513084	803184	523073	1292823	767
11/2019	ME 2	ME 2	TR	124160	513090	927982	505606	505606	2,918
11/2019	ME 2	ME 2	TR	124160	513090	927982	521044	261572	785
11/2019	ME 2	ME 2	TR	124160	513090	927982	523054	490941	168
11/2019	ME 2	ME 2	TR	126586	505226	153719	505606	505606	1,953
11/2019	ME 2	ME 2	TR	126586	513062	490940	505606	505606	10,397
11/2019	ME 2	ME 2	TR	130590	513084	803184	523069	1055519	80
11/2019	ME 2	ME 2	TR	132544	513084	803184	523054	490941	52
11/2019	ME 2	ME 2	TR	132585	513090	927982	505606	505606	829
11/2019	ME 2	ME 2	TR	132585	513090	927982	521044	261572	47
11/2019	ME 2	ME 2	TR	132586	513090	927982	505606	505606	651
11/2019	ME 2	ME 2	TR	132586	513090	927982	521044	261572	260
11/2019	ME 2	ME 2	TR	132586	513090	927982	521644	274229	55
11/2019	ME 2	ME 2	TR	132696	513084	803184	521536	20046	821
11/2019	ME 2	ME 2	TR	132696	513084	803184	521982	283195	12
11/2019	ME 2	ME 2	TR	132696	513084	803184	523066	781395	180
11/2019	ME 2	ME 2	TR	132696	513084	803184	523069	1055519	58
11/2019	ME 2	ME 2	TR	132696	513084	803184	523083	1402187	1,178
11/2019	ME 2	ME 2	TR	133571	513084	803184	523054	490941	89
11/2019	ME 2	ME 2	TR	133621	513084	803184	521536	20046	390
	Segment Subtotal								30,659
11/2019	ME 2	ME 3	TR	120643	513084	803184	521568	4280	16
11/2019	ME 2	ME 3	TR	132544	513062	490940	520028	295957	822
11/2019	ME 2	ME 3	TR	132544	513066	702777	520028	295957	362
11/2019	ME 2	ME 3	TR	132544	513066	702777	521626	40184	25
11/2019	ME 2	ME 3	TR	132544	513084	803184	520028	295957	1,534



VASCR351

ANR Pipeline Company Transportation Services Fuel By Route Analysis

Reporting Year: January - December 2019
Production 11/2019

<u>Production Period</u>	<u>Receipt Segment</u>	<u>Delivery Segment</u>	<u>Service Class</u>	<u>Svc Reg Contract</u>	<u>Receipt Location</u>	<u>Receipt Loc Prop</u>	<u>Delivery Location</u>	<u>Delivery Loc Prop</u>	<u>Fuel Quantity</u>
11/2019	ME 2	ME 3	TR	132544	513084	803184	521626	40184	57
11/2019	ME 2	ME 3	TR	132544	513084	803184	523038	398767	179
11/2019	ME 2	ME 3	TR	132584	513090	927982	521976	201846	552
11/2019	ME 2	ME 3	TS	123081	513084	803184	521568	4280	172
11/2019	ME 2	ME 3	TS	123608	513084	803184	521560	4481	30
	Segment Subtotal								3,749
11/2019	ME 2	MI 7	TR	106308	521594	20666	505038	153808	39
11/2019	ME 2	MI 7	TR	132544	513062	490940	511136	277072	5
11/2019	ME 2	MI 7	TR	132544	513062	490940	523008	312117	517
11/2019	ME 2	MI 7	TR	132544	513066	702777	511136	277072	279
11/2019	ME 2	MI 7	TR	132544	513084	803184	511136	277072	586
11/2019	ME 2	MI 7	TR	132544	513084	803184	521116	42078	2,489
11/2019	ME 2	MI 7	TR	132544	513084	803184	521985	278172	13
11/2019	ME 2	MI 7	TR	132544	513084	803184	523008	312117	1,803
11/2019	ME 2	MI 7	TR	132544	513090	927982	505038	153808	460
	Segment Subtotal								6,191
11/2019	ME 2	ML 2	TR	126590	513090	927982	521668	22975	288
	Segment Subtotal								288
11/2019	ME 3	ME 3	TR	110505	513105	513105	520018	22986	59
11/2019	ME 3	ME 3	TR	110505	513105	513105	520027	295956	62
11/2019	ME 3	ME 3	TR	110506	513105	513105	520018	22986	270
11/2019	ME 3	ME 3	TR	110506	513105	513105	520027	295956	347
11/2019	ME 3	ME 3	TR	110506	513105	513105	521620	16118	57
11/2019	ME 3	ME 3	TR	110506	513105	513105	521626	40184	20
11/2019	ME 3	ME 3	TR	110507	513085	742252	520018	22986	20
11/2019	ME 3	ME 3	TR	110507	513105	513105	520018	22986	381
11/2019	ME 3	ME 3	TR	110507	513105	513105	520027	295956	90
11/2019	ME 3	ME 3	TR	113879	513085	742252	521528	4351	1
11/2019	ME 3	ME 3	TR	113889	513085	742252	521528	4351	57
11/2019	ME 3	ME 3	TR	113922	513085	742252	521528	4351	32
11/2019	ME 3	ME 3	TR	113922	513085	742252	521530	4274	10
11/2019	ME 3	ME 3	TR	113922	513085	742252	521638	153767	25



VASCR351

ANR Pipeline Company Transportation Services Fuel By Route Analysis

Reporting Year: *January - December 2019*
Production 11/2019

<u>Production Period</u>	<u>Receipt Segment</u>	<u>Delivery Segment</u>	<u>Service Class</u>	<u>Svc Req Contract</u>	<u>Receipt Location</u>	<u>Receipt Loc Prop</u>	<u>Delivery Location</u>	<u>Delivery Loc Prop</u>	<u>Fuel Quantity</u>
11/2019	ME 3	ME 3	TR	113937	513085	742252	521528	4351	5
11/2019	ME 3	ME 3	TR	113987	513085	742252	521528	4351	46
11/2019	ME 3	ME 3	TR	113987	513085	742252	521530	4274	4
11/2019	ME 3	ME 3	TR	113987	513085	742252	521638	153767	2
11/2019	ME 3	ME 3	TR	115126	505227	153721	505564	1389346	102
11/2019	ME 3	ME 3	TR	118863	505227	153721	521986	277052	330
11/2019	ME 3	ME 3	TR	124945	513085	742252	521626	40184	484
11/2019	ME 3	ME 3	TR	127183	513085	742252	520015	108796	4
11/2019	ME 3	ME 3	TR	127184	513085	742252	520027	295956	41
11/2019	ME 3	ME 3	TR	129337	513125	1387755	521986	277052	216
11/2019	ME 3	ME 3	TR	129994	513085	742252	521626	40184	1,192
11/2019	ME 3	ME 3	TR	130527	505227	153721	523006	314730	107
11/2019	ME 3	ME 3	TR	130775	505012	139240	520005	15672	25
11/2019	ME 3	ME 3	TR	130775	510008	38224	505012	139240	328
11/2019	ME 3	ME 3	TR	130775	510008	38224	505392	356048	4
11/2019	ME 3	ME 3	TR	130775	510008	38224	505573	1400988	33
11/2019	ME 3	ME 3	TR	130775	510009	138660	505012	139240	191
11/2019	ME 3	ME 3	TR	130775	513085	742252	505012	139240	22
11/2019	ME 3	ME 3	TR	130775	513085	742252	520018	22986	57
11/2019	ME 3	ME 3	TR	130775	513085	742252	521010	40186	4
11/2019	ME 3	ME 3	TR	130775	513085	742252	521032	138747	75
11/2019	ME 3	ME 3	TR	130775	513105	513105	505012	139240	668
11/2019	ME 3	ME 3	TR	130775	513105	513105	505392	356048	29
11/2019	ME 3	ME 3	TR	130775	513105	513105	505573	1400988	56
11/2019	ME 3	ME 3	TR	130775	513105	513105	520005	15672	9
11/2019	ME 3	ME 3	TR	130775	513105	513105	520018	22986	1,649
11/2019	ME 3	ME 3	TR	130775	513105	513105	521010	40186	1,907
11/2019	ME 3	ME 3	TR	130775	513105	513105	521032	138747	946
11/2019	ME 3	ME 3	TR	130775	513105	513105	523006	314730	20
11/2019	ME 3	ME 3	TR	130776	505012	139240	523006	314730	20
11/2019	ME 3	ME 3	TR	130776	510008	38224	523006	314730	43
11/2019	ME 3	ME 3	TR	130776	510009	138660	523006	314730	104
11/2019	ME 3	ME 3	TR	130776	513085	742252	505012	139240	29



VASCR351

ANR Pipeline Company Transportation Services Fuel By Route Analysis

Reporting Year: *January - December 2019*
Production 11/2019

<u>Production Period</u>	<u>Receipt Segment</u>	<u>Delivery Segment</u>	<u>Service Class</u>	<u>Svc Req Contract</u>	<u>Receipt Location</u>	<u>Receipt Loc Prop</u>	<u>Delivery Location</u>	<u>Delivery Loc Prop</u>	<u>Fuel Quantity</u>
11/2019	ME 3	ME 3	TR	130776	513105	513105	505012	139240	604
11/2019	ME 3	ME 3	TR	130776	513105	513105	523006	314730	423
11/2019	ME 3	ME 3	TR	131177	513085	742252	513085	742252	206
11/2019	ME 3	ME 3	TR	131177	513085	742252	521626	40184	290
11/2019	ME 3	ME 3	TR	131644	513085	742252	521530	4274	8
11/2019	ME 3	ME 3	TR	131644	513085	742252	521626	40184	4
11/2019	ME 3	ME 3	TR	131644	513105	513105	521626	40184	92
11/2019	ME 3	ME 3	TR	131644	513126	1389630	521010	40186	46
11/2019	ME 3	ME 3	TR	131644	513126	1389630	521626	40184	311
11/2019	ME 3	ME 3	TR	131998	513105	513105	513085	742252	5
11/2019	ME 3	ME 3	TR	132083	513085	742252	521092	4475	4
11/2019	ME 3	ME 3	TR	132083	513126	1389630	521092	4475	46
11/2019	ME 3	ME 3	TR	132243	513085	742252	520005	15672	13
11/2019	ME 3	ME 3	TR	132243	513105	513105	521620	16118	6
11/2019	ME 3	ME 3	TR	132267	513085	742252	521010	40186	502
11/2019	ME 3	ME 3	TR	132517	513085	742252	523038	398767	15
11/2019	ME 3	ME 3	TR	132521	505227	153721	523038	398767	85
11/2019	ME 3	ME 3	TR	132521	513085	742252	523038	398767	140
11/2019	ME 3	ME 3	TR	132521	513105	513105	520028	295957	126
11/2019	ME 3	ME 3	TR	132544	513085	742252	520028	295957	377
11/2019	ME 3	ME 3	TR	132544	513105	513105	520028	295957	419
11/2019	ME 3	ME 3	TR	132544	513105	513105	521626	40184	119
11/2019	ME 3	ME 3	TR	132582	513085	742252	521620	16118	107
11/2019	ME 3	ME 3	TR	132582	513105	513105	521620	16118	4,588
11/2019	ME 3	ME 3	TR	132582	513105	513105	521626	40184	720
11/2019	ME 3	ME 3	TR	132582	513125	1387755	521620	16118	1,353
11/2019	ME 3	ME 3	TR	132585	513105	513105	513085	742252	52
11/2019	ME 3	ME 3	TR	132590	513085	742252	513085	742252	85
11/2019	ME 3	ME 3	TR	132590	513085	742252	521010	40186	31
11/2019	ME 3	ME 3	TR	132590	513085	742252	521620	16118	239
11/2019	ME 3	ME 3	TR	132590	513085	742252	521986	277052	275
11/2019	ME 3	ME 3	TR	132590	513105	513105	513085	742252	372
11/2019	ME 3	ME 3	TR	132590	513105	513105	521010	40186	899



VASCR351

ANR Pipeline Company Transportation Services Fuel By Route Analysis

Reporting Year: *January - December 2019*
Production 11/2019

<u>Production Period</u>	<u>Receipt Segment</u>	<u>Delivery Segment</u>	<u>Service Class</u>	<u>Svc Req Contract</u>	<u>Receipt Location</u>	<u>Receipt Loc Prop</u>	<u>Delivery Location</u>	<u>Delivery Loc Prop</u>	<u>Fuel Quantity</u>
11/2019	ME 3	ME 3	TR	132590	513105	513105	521552	16265	121
11/2019	ME 3	ME 3	TR	132590	513105	513105	521620	16118	7,094
11/2019	ME 3	ME 3	TR	132590	513105	513105	521986	277052	1,255
11/2019	ME 3	ME 3	TR	132590	513105	513105	523006	314730	519
11/2019	ME 3	ME 3	TR	132590	513125	1387755	521620	16118	6,270
11/2019	ME 3	ME 3	TR	132658	513105	513105	505392	356048	110
11/2019	ME 3	ME 3	TR	132658	513105	513105	505573	1400988	6
11/2019	ME 3	ME 3	TR	132658	513105	513105	520018	22986	63
11/2019	ME 3	ME 3	TR	132672	513085	742252	520018	22986	10
11/2019	ME 3	ME 3	TR	132672	513085	742252	520027	295956	7
11/2019	ME 3	ME 3	TR	132673	513085	742252	521552	16265	23
11/2019	ME 3	ME 3	TR	132673	513105	513105	521552	16265	32
11/2019	ME 3	ME 3	TR	132682	513085	742252	521010	40186	118
11/2019	ME 3	ME 3	TR	132682	513085	742252	521530	4274	1
11/2019	ME 3	ME 3	TR	132682	513085	742252	521626	40184	188
11/2019	ME 3	ME 3	TR	132682	513105	513105	521010	40186	216
11/2019	ME 3	ME 3	TR	132682	513105	513105	521530	4274	18
11/2019	ME 3	ME 3	TR	132682	513105	513105	521626	40184	517
11/2019	ME 3	ME 3	TR	132682	513126	1389630	521010	40186	26
11/2019	ME 3	ME 3	TR	132682	513126	1389630	521530	4274	1
11/2019	ME 3	ME 3	TR	132682	513126	1389630	521626	40184	67
11/2019	ME 3	ME 3	TR	133037	513105	513105	520027	295956	45
11/2019	ME 3	ME 3	TR	133087	513105	513105	505392	356048	186
11/2019	ME 3	ME 3	TR	133111	513085	742252	521010	40186	223
11/2019	ME 3	ME 3	TR	133111	513085	742252	521032	138747	85
11/2019	ME 3	ME 3	TR	133111	513085	742252	521552	16265	32
11/2019	ME 3	ME 3	TR	133111	513085	742252	521626	40184	478
11/2019	ME 3	ME 3	TR	133111	513105	513105	520015	108796	3
11/2019	ME 3	ME 3	TR	133111	513105	513105	520018	22986	6
11/2019	ME 3	ME 3	TR	133111	513105	513105	520027	295956	13
11/2019	ME 3	ME 3	TR	133111	513105	513105	521010	40186	1,232
11/2019	ME 3	ME 3	TR	133111	513105	513105	521032	138747	584
11/2019	ME 3	ME 3	TR	133111	513105	513105	521534	138745	29



VASCR351

ANR Pipeline Company Transportation Services Fuel By Route Analysis

Reporting Year: January - December 2019
Production 11/2019

<u>Production Period</u>	<u>Receipt Segment</u>	<u>Delivery Segment</u>	<u>Service Class</u>	<u>Svc Req Contract</u>	<u>Receipt Location</u>	<u>Receipt Loc Prop</u>	<u>Delivery Location</u>	<u>Delivery Loc Prop</u>	<u>Fuel Quantity</u>
11/2019	ME 3	ME 3	TR	133111	513105	513105	521552	16265	1
11/2019	ME 3	ME 3	TR	133111	513105	513105	521626	40184	1,051
11/2019	ME 3	ME 3	TR	133326	513085	742252	521092	4475	32
11/2019	ME 3	ME 3	TR	133326	513085	742252	521528	4351	32
11/2019	ME 3	ME 3	TR	133326	513085	742252	521534	138745	49
11/2019	ME 3	ME 3	TR	133332	513085	742252	521092	4475	69
11/2019	ME 3	ME 3	TR	133332	513085	742252	521626	40184	81
11/2019	ME 3	ME 3	TR	133333	513085	742252	521626	40184	30
11/2019	ME 3	ME 3	TR	133356	513085	742252	521552	16265	30
11/2019	ME 3	ME 3	TR	133419	505227	153721	505563	1389347	59
11/2019	ME 3	ME 3	TR	133419	513085	742252	505563	1389347	850
11/2019	ME 3	ME 3	TR	133419	513105	513105	505563	1389347	823
11/2019	ME 3	ME 3	TR	133435	513085	742252	521626	40184	30
11/2019	ME 3	ME 3	TR	133439	513085	742252	521626	40184	30
11/2019	ME 3	ME 3	TR	133461	513105	513105	520005	15672	84
11/2019	ME 3	ME 3	TR	133461	513105	513105	523006	314730	150
11/2019	ME 3	ME 3	TR	133461	513125	1387755	521620	16118	882
11/2019	ME 3	ME 3	TR	133471	513085	742252	521638	153767	140
11/2019	ME 3	ME 3	TR	133472	513085	742252	521638	153767	458
11/2019	ME 3	ME 3	TR	133473	513085	742252	521528	4351	13
11/2019	ME 3	ME 3	TR	133473	513085	742252	521638	153767	554
11/2019	ME 3	ME 3	TR	133473	513125	1387755	521638	153767	20
11/2019	ME 3	ME 3	TR	133474	513085	742252	521638	153767	10
11/2019	ME 3	ME 3	TR	133483	513085	742252	505573	1400988	422
11/2019	ME 3	ME 3	TR	133483	513085	742252	520018	22986	23
11/2019	ME 3	ME 3	TR	133483	513085	742252	521552	16265	371
11/2019	ME 3	ME 3	TR	133484	513085	742252	505573	1400988	1,183
11/2019	ME 3	ME 3	TR	133484	513085	742252	520018	22986	19
11/2019	ME 3	ME 3	TR	133484	513085	742252	521620	16118	23
11/2019	ME 3	ME 3	TR	133498	513085	742252	505573	1400988	1
11/2019	ME 3	ME 3	TR	133501	513085	742252	505573	1400988	12
11/2019	ME 3	ME 3	TR	133502	513085	742252	505238	174721	150
11/2019	ME 3	ME 3	TR	133502	513085	742252	505573	1400988	1,294



VASCR351

ANR Pipeline Company Transportation Services Fuel By Route Analysis

Reporting Year: *January - December 2019*
Production 11/2019

<u>Production Period</u>	<u>Receipt Segment</u>	<u>Delivery Segment</u>	<u>Service Class</u>	<u>Svc Req Contract</u>	<u>Receipt Location</u>	<u>Receipt Loc Prop</u>	<u>Delivery Location</u>	<u>Delivery Loc Prop</u>	<u>Fuel Quantity</u>
11/2019	ME 3	ME 3	TR	133503	513085	742252	505573	1400988	99
11/2019	ME 3	ME 3	TR	133504	513085	742252	505573	1400988	538
11/2019	ME 3	ME 3	TR	133505	513085	742252	505392	356048	49
11/2019	ME 3	ME 3	TR	133505	513085	742252	505573	1400988	527
11/2019	ME 3	ME 3	TR	133505	513085	742252	520023	28447	60
11/2019	ME 3	ME 3	TR	133505	513085	742252	520027	295956	25
11/2019	ME 3	ME 3	TR	133506	513085	742252	505573	1400988	178
11/2019	ME 3	ME 3	TR	133507	505227	153721	520018	22986	5
11/2019	ME 3	ME 3	TR	133507	513085	742252	505573	1400988	20
11/2019	ME 3	ME 3	TR	133507	513085	742252	520005	15672	51
11/2019	ME 3	ME 3	TR	133507	513085	742252	520018	22986	8
11/2019	ME 3	ME 3	TR	133507	513085	742252	521092	4475	118
11/2019	ME 3	ME 3	TR	133507	513085	742252	521528	4351	3
11/2019	ME 3	ME 3	TR	133507	513085	742252	521534	138745	2
11/2019	ME 3	ME 3	TR	133507	513085	742252	521552	16265	3
11/2019	ME 3	ME 3	TR	133507	513085	742252	521572	40455	11
11/2019	ME 3	ME 3	TR	133507	513085	742252	523006	314730	2
11/2019	ME 3	ME 3	TR	133507	513105	513105	521092	4475	219
11/2019	ME 3	ME 3	TR	133507	513105	513105	521528	4351	13
11/2019	ME 3	ME 3	TR	133507	513105	513105	521572	40455	284
11/2019	ME 3	ME 3	TR	133507	513105	513105	521620	16118	174
11/2019	ME 3	ME 3	TR	133507	513125	1387755	521092	4475	69
11/2019	ME 3	ME 3	TR	133507	513125	1387755	521572	40455	8
11/2019	ME 3	ME 3	TR	133507	513126	1389630	521092	4475	37
11/2019	ME 3	ME 3	TR	133507	513126	1389630	521572	40455	17
11/2019	ME 3	ME 3	TR	133508	513085	742252	505573	1400988	173
11/2019	ME 3	ME 3	TR	133508	513085	742252	520015	108796	4
11/2019	ME 3	ME 3	TR	133508	513085	742252	520027	295956	3
11/2019	ME 3	ME 3	TR	133509	505227	153721	521092	4475	3
11/2019	ME 3	ME 3	TR	133509	513085	742252	520005	15672	19
11/2019	ME 3	ME 3	TR	133509	513085	742252	523006	314730	59
11/2019	ME 3	ME 3	TR	133509	513105	513105	521092	4475	97
11/2019	ME 3	ME 3	TR	133509	513105	513105	521572	40455	28



VASCR351

ANR Pipeline Company Transportation Services Fuel By Route Analysis

Reporting Year: January - December 2019
Production 11/2019

<u>Production Period</u>	<u>Receipt Segment</u>	<u>Delivery Segment</u>	<u>Service Class</u>	<u>Svc Req Contract</u>	<u>Receipt Location</u>	<u>Receipt Loc Prop</u>	<u>Delivery Location</u>	<u>Delivery Loc Prop</u>	<u>Fuel Quantity</u>
11/2019	ME 3	ME 3	TR	133509	513125	1387755	521092	4475	742
11/2019	ME 3	ME 3	TR	133509	513125	1387755	521528	4351	136
11/2019	ME 3	ME 3	TR	133509	513125	1387755	521552	16265	30
11/2019	ME 3	ME 3	TR	133509	513125	1387755	521572	40455	553
11/2019	ME 3	ME 3	TR	133509	513125	1387755	521576	40189	19
11/2019	ME 3	ME 3	TR	133509	513125	1387755	521620	16118	14
11/2019	ME 3	ME 3	TR	133509	513126	1389630	521092	4475	19
11/2019	ME 3	ME 3	TR	133509	513126	1389630	521572	40455	6
11/2019	ME 3	ME 3	TR	133509	513126	1389630	521620	16118	8
11/2019	ME 3	ME 3	TR	133532	513105	513105	505238	174721	218
11/2019	ME 3	ME 3	TR	133532	513105	513105	513085	742252	5
11/2019	ME 3	ME 3	TR	133535	513085	742252	521626	40184	946
11/2019	ME 3	ME 3	TR	133536	513105	513105	505238	174721	29
11/2019	ME 3	ME 3	TR	133536	513105	513105	505573	1400988	150
11/2019	ME 3	ME 3	TR	133537	513105	513105	505573	1400988	63
11/2019	ME 3	ME 3	TR	133537	513105	513105	520018	22986	73
11/2019	ME 3	ME 3	TR	133537	513105	513105	520027	295956	42
11/2019	ME 3	ME 3	TR	133538	513085	742252	505573	1400988	30
11/2019	ME 3	ME 3	TR	133539	513085	742252	505573	1400988	87
11/2019	ME 3	ME 3	TR	133547	513085	742252	505573	1400988	118
11/2019	ME 3	ME 3	TR	133547	513085	742252	520027	295956	1
11/2019	ME 3	ME 3	TR	133549	513085	742252	505573	1400988	119
11/2019	ME 3	ME 3	TR	133549	513085	742252	520027	295956	1
11/2019	ME 3	ME 3	TR	133554	513085	742252	505238	174721	1
11/2019	ME 3	ME 3	TR	133554	513085	742252	505573	1400988	1
11/2019	ME 3	ME 3	TR	133555	513085	742252	505573	1400988	30
11/2019	ME 3	ME 3	TR	133558	513085	742252	505573	1400988	43
11/2019	ME 3	ME 3	TR	133560	513085	742252	505573	1400988	22
11/2019	ME 3	ME 3	TR	133560	513085	742252	520015	108796	19
11/2019	ME 3	ME 3	TR	133566	513105	513105	505573	1400988	1,348
11/2019	ME 3	ME 3	TR	133567	513105	513105	505573	1400988	423
11/2019	ME 3	ME 3	TR	133567	513105	513105	520027	295956	47
11/2019	ME 3	ME 3	TR	133571	513085	742252	521620	16118	7



**ANR Pipeline Company
Transportation Services
Fuel By Route Analysis**

VASCR351

Reporting Year: January - December 2019
Production 11/2019

<u>Production Period</u>	<u>Receipt Segment</u>	<u>Delivery Segment</u>	<u>Service Class</u>	<u>Svc Req Contract</u>	<u>Receipt Location</u>	<u>Receipt Loc Prop</u>	<u>Delivery Location</u>	<u>Delivery Loc Prop</u>	<u>Fuel Quantity</u>
11/2019	ME 3	ME 3	TR	133571	513105	513105	521620	16118	16
11/2019	ME 3	ME 3	TR	133571	513105	513105	521626	40184	19
11/2019	ME 3	ME 3	TR	133572	513085	742252	521066	40462	135
11/2019	ME 3	ME 3	TR	133572	513085	742252	521092	4475	74
11/2019	ME 3	ME 3	TR	133572	513085	742252	521528	4351	4
11/2019	ME 3	ME 3	TR	133572	513085	742252	521552	16265	1
11/2019	ME 3	ME 3	TR	133572	513085	742252	521572	40455	3
11/2019	ME 3	ME 3	TR	133572	513105	513105	521620	16118	30
11/2019	ME 3	ME 3	TR	133572	513105	513105	523006	314730	47
11/2019	ME 3	ME 3	TR	133572	513125	1387755	521066	40462	315
11/2019	ME 3	ME 3	TR	133572	513125	1387755	521092	4475	45
11/2019	ME 3	ME 3	TR	133572	513125	1387755	521528	4351	51
11/2019	ME 3	ME 3	TR	133572	513125	1387755	521552	16265	15
11/2019	ME 3	ME 3	TR	133572	513125	1387755	521572	40455	44
11/2019	ME 3	ME 3	TR	133572	513125	1387755	521576	40189	11
11/2019	ME 3	ME 3	TR	133572	513125	1387755	521620	16118	2,996
11/2019	ME 3	ME 3	TR	133572	513125	1387755	521626	40184	90
11/2019	ME 3	ME 3	TR	133572	513125	1387755	523006	314730	100
11/2019	ME 3	ME 3	TR	133573	513085	742252	521092	4475	340
11/2019	ME 3	ME 3	TR	133573	513085	742252	521620	16118	143
11/2019	ME 3	ME 3	TR	133573	513105	513105	520005	15672	74
11/2019	ME 3	ME 3	TR	133573	513105	513105	520027	295956	19
11/2019	ME 3	ME 3	TR	133573	513105	513105	521092	4475	18
11/2019	ME 3	ME 3	TR	133573	513105	513105	521620	16118	181
11/2019	ME 3	ME 3	TR	133573	513105	513105	523006	314730	82
11/2019	ME 3	ME 3	TR	133573	513125	1387755	521092	4475	1,034
11/2019	ME 3	ME 3	TR	133573	513125	1387755	521620	16118	536
11/2019	ME 3	ME 3	TR	133573	513126	1389630	521092	4475	13
11/2019	ME 3	ME 3	TR	133573	513126	1389630	521572	40455	2
11/2019	ME 3	ME 3	TR	133573	513126	1389630	521620	16118	26
11/2019	ME 3	ME 3	TR	133574	513085	742252	521530	4274	102
11/2019	ME 3	ME 3	TR	133574	513085	742252	521638	153767	165
11/2019	ME 3	ME 3	TR	133575	513085	742252	521530	4274	4

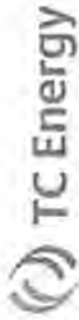


VASCR351

ANR Pipeline Company Transportation Services Fuel By Route Analysis

Reporting Year: *January - December 2019*
Production 11/2019

<u>Production Period</u>	<u>Receipt Segment</u>	<u>Delivery Segment</u>	<u>Service Class</u>	<u>Svc Req Contract</u>	<u>Receipt Location</u>	<u>Receipt Loc Prop</u>	<u>Delivery Location</u>	<u>Delivery Loc Prop</u>	<u>Fuel Quantity</u>
11/2019	ME 3	ME 3	TR	133575	513085	742252	521638	153767	7
11/2019	ME 3	ME 3	TR	133575	513125	1387755	521528	4351	34
11/2019	ME 3	ME 3	TR	133575	513125	1387755	521530	4274	1
11/2019	ME 3	ME 3	TR	133575	513125	1387755	521638	153767	3
11/2019	ME 3	ME 3	TR	133578	513085	742252	505573	1400988	60
11/2019	ME 3	ME 3	TR	133580	513085	742252	505573	1400988	57
11/2019	ME 3	ME 3	TR	133586	513085	742252	505573	1400988	30
11/2019	ME 3	ME 3	TR	133587	513085	742252	505573	1400988	4
11/2019	ME 3	ME 3	TR	133638	513085	742252	521092	4475	247
11/2019	ME 3	ME 3	TR	133638	513085	742252	521572	40455	6
11/2019	ME 3	ME 3	TR	133638	513105	513105	523006	314730	4
11/2019	ME 3	ME 3	TR	133638	513126	1389630	520005	15672	133
11/2019	ME 3	ME 3	TR	133638	513126	1389630	521092	4475	147
11/2019	ME 3	ME 3	TR	133638	513126	1389630	521572	40455	69
11/2019	ME 3	ME 3	TR	133638	513126	1389630	523006	314730	351
11/2019	ME 3	ME 3	TR	133639	513085	742252	521620	16118	100
11/2019	ME 3	ME 3	TR	133639	513085	742252	523006	314730	140
11/2019	ME 3	ME 3	TR	133639	513105	513105	520005	15672	188
11/2019	ME 3	ME 3	TR	133639	513105	513105	521092	4475	5
11/2019	ME 3	ME 3	TR	133639	513105	513105	521572	40455	23
11/2019	ME 3	ME 3	TR	133639	513105	513105	521620	16118	452
11/2019	ME 3	ME 3	TR	133639	513105	513105	523006	314730	176
11/2019	ME 3	ME 3	TR	133639	513125	1387755	523006	314730	11
11/2019	ME 3	ME 3	TR	133639	513126	1389630	521092	4475	27
11/2019	ME 3	ME 3	TR	133639	513126	1389630	521572	40455	134
11/2019	ME 3	ME 3	TR	133639	513126	1389630	523006	314730	73
	Segment Subtotal								68,772
11/2019	ME 3	MI 7	TR	110505	513105	513105	521636	22992	192
11/2019	ME 3	MI 7	TR	110506	513105	513105	521116	42078	70
11/2019	ME 3	MI 7	TR	110506	513105	513105	521636	22992	776
11/2019	ME 3	MI 7	TR	110507	513105	513105	521636	22992	192
11/2019	ME 3	MI 7	TR	113877	513085	742252	521008	11616	265
11/2019	ME 3	MI 7	TR	113877	513085	742252	521690	40892	3



VASCR351

**ANR Pipeline Company
Transportation Services
Fuel By Route Analysis**

Reporting Year: *January - December 2019*
Production 11/2019

<u>Production Period</u>	<u>Receipt Segment</u>	<u>Delivery Segment</u>	<u>Service Class</u>	<u>Svc Req Contract</u>	<u>Receipt Location</u>	<u>Receipt Loc Prop</u>	<u>Delivery Location</u>	<u>Delivery Loc Prop</u>	<u>Fuel Quantity</u>
11/2019	ME 3	MI 7	TR	113877	513105	513105	521008	11616	57
11/2019	ME 3	MI 7	TR	113877	513105	513105	521074	40470	30
11/2019	ME 3	MI 7	TR	113877	513105	513105	521144	11580	27
11/2019	ME 3	MI 7	TR	113877	513105	513105	521670	40468	23
11/2019	ME 3	MI 7	TR	113877	513105	513105	521962	139401	18
11/2019	ME 3	MI 7	TR	113877	513125	1387755	521008	11616	24
11/2019	ME 3	MI 7	TR	113877	513125	1387755	521074	40470	24
11/2019	ME 3	MI 7	TR	113877	513125	1387755	521116	42078	6
11/2019	ME 3	MI 7	TR	113877	513125	1387755	521118	11578	10
11/2019	ME 3	MI 7	TR	113877	513125	1387755	521122	11751	14
11/2019	ME 3	MI 7	TR	113877	513125	1387755	521670	40468	42
11/2019	ME 3	MI 7	TR	113879	513105	513105	521008	11616	22
11/2019	ME 3	MI 7	TR	113879	513105	513105	521074	40470	23
11/2019	ME 3	MI 7	TR	113879	513105	513105	521116	42078	5
11/2019	ME 3	MI 7	TR	113879	513105	513105	521122	11751	15
11/2019	ME 3	MI 7	TR	113879	513105	513105	521144	11580	5
11/2019	ME 3	MI 7	TR	113879	513125	1387755	521144	11580	4
11/2019	ME 3	MI 7	TR	113880	513085	742252	521008	11616	64
11/2019	ME 3	MI 7	TR	113880	513085	742252	521118	11578	2
11/2019	ME 3	MI 7	TR	113880	513085	742252	521124	11562	29
11/2019	ME 3	MI 7	TR	113880	513085	742252	521142	40477	11
11/2019	ME 3	MI 7	TR	113880	513085	742252	521144	11580	11
11/2019	ME 3	MI 7	TR	113880	513085	742252	521670	40468	2
11/2019	ME 3	MI 7	TR	113880	513105	513105	521008	11616	15
11/2019	ME 3	MI 7	TR	113880	513105	513105	521670	40468	11
11/2019	ME 3	MI 7	TR	113880	513125	1387755	521074	40470	6
11/2019	ME 3	MI 7	TR	113880	513125	1387755	521116	42078	15
11/2019	ME 3	MI 7	TR	113880	513125	1387755	521122	11751	11
11/2019	ME 3	MI 7	TR	113880	513125	1387755	521162	11748	11
11/2019	ME 3	MI 7	TR	113880	513125	1387755	521670	40468	12
11/2019	ME 3	MI 7	TR	113884	513085	742252	521008	11616	125
11/2019	ME 3	MI 7	TR	113884	513085	742252	521116	42078	7
11/2019	ME 3	MI 7	TR	113884	513085	742252	521118	11578	60



VASCR351

ANR Pipeline Company Transportation Services Fuel By Route Analysis

Reporting Year: *January - December 2019*
Production 11/2019

<u>Production Period</u>	<u>Receipt Segment</u>	<u>Delivery Segment</u>	<u>Service Class</u>	<u>Svc Req Contract</u>	<u>Receipt Location</u>	<u>Receipt Loc Prop</u>	<u>Delivery Location</u>	<u>Delivery Loc Prop</u>	<u>Fuel Quantity</u>
11/2019	ME 3	MI 7	TR	113884	513085	742252	521144	11580	30
11/2019	ME 3	MI 7	TR	113884	513085	742252	521690	40892	19
11/2019	ME 3	MI 7	TR	113884	513105	513105	521008	11616	154
11/2019	ME 3	MI 7	TR	113884	513105	513105	521074	40470	58
11/2019	ME 3	MI 7	TR	113884	513105	513105	521116	42078	23
11/2019	ME 3	MI 7	TR	113884	513105	513105	521118	11578	2
11/2019	ME 3	MI 7	TR	113884	513105	513105	521144	11580	28
11/2019	ME 3	MI 7	TR	113884	513125	1387755	521008	11616	30
11/2019	ME 3	MI 7	TR	113884	513125	1387755	521074	40470	28
11/2019	ME 3	MI 7	TR	113884	513125	1387755	521118	11578	27
11/2019	ME 3	MI 7	TR	113884	513125	1387755	521124	11562	28
11/2019	ME 3	MI 7	TR	113884	513125	1387755	521142	40477	4
11/2019	ME 3	MI 7	TR	113884	513125	1387755	521144	11580	2
11/2019	ME 3	MI 7	TR	113884	513125	1387755	521670	40468	60
11/2019	ME 3	MI 7	TR	113886	513105	513105	521008	11616	24
11/2019	ME 3	MI 7	TR	113886	513105	513105	521074	40470	6
11/2019	ME 3	MI 7	TR	113886	513105	513105	521116	42078	6
11/2019	ME 3	MI 7	TR	113886	513105	513105	521118	11578	18
11/2019	ME 3	MI 7	TR	113886	513105	513105	521122	11751	6
11/2019	ME 3	MI 7	TR	113886	513105	513105	521124	11562	2
11/2019	ME 3	MI 7	TR	113886	513105	513105	521142	40477	18
11/2019	ME 3	MI 7	TR	113886	513105	513105	521670	40468	36
11/2019	ME 3	MI 7	TR	113886	513085	742252	521008	11616	12
11/2019	ME 3	MI 7	TR	113889	513085	742252	521142	40477	2
11/2019	ME 3	MI 7	TR	113889	513105	513105	521008	11616	40
11/2019	ME 3	MI 7	TR	113889	513105	513105	521074	40470	15
11/2019	ME 3	MI 7	TR	113889	513105	513105	521142	40477	2
11/2019	ME 3	MI 7	TR	113890	513105	513105	521008	11616	16
11/2019	ME 3	MI 7	TR	113890	513105	513105	521074	40470	4
11/2019	ME 3	MI 7	TR	113890	513105	513105	521124	11562	50
11/2019	ME 3	MI 7	TR	113890	513105	513105	521670	40468	12
11/2019	ME 3	MI 7	TR	113904	513105	513105	521008	11616	33
11/2019	ME 3	MI 7	TR	113904	513105	513105	521074	40470	8



VASCR351

**ANR Pipeline Company
Transportation Services
Fuel By Route Analysis**

Reporting Year: *January - December 2019*
Production 11/2019

<u>Production Period</u>	<u>Receipt Segment</u>	<u>Delivery Segment</u>	<u>Service Class</u>	<u>Svc Req. Contract</u>	<u>Receipt Location</u>	<u>Receipt Loc Prop</u>	<u>Delivery Location</u>	<u>Delivery Loc Prop</u>	<u>Fuel Quantity</u>
11/2019	ME 3	MI 7	TR	113904	513105	513105	521116	42078	7
11/2019	ME 3	MI 7	TR	113904	513105	513105	521122	11751	21
11/2019	ME 3	MI 7	TR	113904	513105	513105	521124	11562	12
11/2019	ME 3	MI 7	TR	113904	513105	513105	521670	40468	31
11/2019	ME 3	MI 7	TR	113922	513085	742252	521008	11616	173
11/2019	ME 3	MI 7	TR	113922	513085	742252	521074	40470	34
11/2019	ME 3	MI 7	TR	113922	513085	742252	521116	42078	50
11/2019	ME 3	MI 7	TR	113922	513085	742252	521118	11578	24
11/2019	ME 3	MI 7	TR	113922	513085	742252	521122	11751	49
11/2019	ME 3	MI 7	TR	113922	513085	742252	521124	11562	32
11/2019	ME 3	MI 7	TR	113922	513085	742252	521142	40477	71
11/2019	ME 3	MI 7	TR	113922	513085	742252	521670	40468	6
11/2019	ME 3	MI 7	TR	113922	513105	513105	521008	11616	180
11/2019	ME 3	MI 7	TR	113922	513105	513105	521074	40470	2
11/2019	ME 3	MI 7	TR	113922	513105	513105	521144	11580	38
11/2019	ME 3	MI 7	TR	113922	513125	1387755	521008	11616	21
11/2019	ME 3	MI 7	TR	113922	513125	1387755	521122	11751	2
11/2019	ME 3	MI 7	TR	113922	513125	1387755	521124	11562	10
11/2019	ME 3	MI 7	TR	113922	513125	1387755	521142	40477	34
11/2019	ME 3	MI 7	TR	113922	513125	1387755	521144	11580	11
11/2019	ME 3	MI 7	TR	113922	513125	1387755	521146	11785	14
11/2019	ME 3	MI 7	TR	113922	513125	1387755	521162	11748	9
11/2019	ME 3	MI 7	TR	113922	513125	1387755	521670	40468	83
11/2019	ME 3	MI 7	TR	113933	513105	513105	521008	11616	28
11/2019	ME 3	MI 7	TR	113933	513105	513105	521074	40470	7
11/2019	ME 3	MI 7	TR	113933	513105	513105	521124	11562	85
11/2019	ME 3	MI 7	TR	113933	513105	513105	521670	40468	21
11/2019	ME 3	MI 7	TR	113936	513105	513105	521008	11616	48
11/2019	ME 3	MI 7	TR	113936	513105	513105	521116	42078	6
11/2019	ME 3	MI 7	TR	113936	513105	513105	521122	11751	18
11/2019	ME 3	MI 7	TR	113936	513105	513105	521144	11580	24
11/2019	ME 3	MI 7	TR	113936	513105	513105	521670	40468	18
11/2019	ME 3	MI 7	TR	113937	513085	742252	521008	11616	108

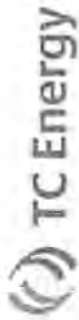


VASCR351

ANR Pipeline Company Transportation Services Fuel By Route Analysis

Reporting Year: January - December 2019
Production 11/2019

<u>Production Period</u>	<u>Receipt Segment</u>	<u>Delivery Segment</u>	<u>Service Class</u>	<u>Svc Req Contract</u>	<u>Receipt Location</u>	<u>Receipt Loc Prop</u>	<u>Delivery Location</u>	<u>Delivery Loc Prop</u>	<u>Fuel Quantity</u>
11/2019	ME 3	MI 7	TR	113937	513085	742252	521116	42078	42
11/2019	ME 3	MI 7	TR	113937	513085	742252	521122	11751	4
11/2019	ME 3	MI 7	TR	113937	513085	742252	521142	40477	28
11/2019	ME 3	MI 7	TR	113937	513085	742252	521146	11785	14
11/2019	ME 3	MI 7	TR	113937	513085	742252	521156	11572	2
11/2019	ME 3	MI 7	TR	113937	513085	742252	521670	40468	4
11/2019	ME 3	MI 7	TR	113937	513105	513105	521008	11616	14
11/2019	ME 3	MI 7	TR	113937	513105	513105	521670	40468	14
11/2019	ME 3	MI 7	TR	113937	513125	1387755	521074	40470	28
11/2019	ME 3	MI 7	TR	113937	513125	1387755	521116	42078	14
11/2019	ME 3	MI 7	TR	113937	513125	1387755	521118	11578	6
11/2019	ME 3	MI 7	TR	113937	513125	1387755	521124	11562	14
11/2019	ME 3	MI 7	TR	113937	513125	1387755	521142	40477	14
11/2019	ME 3	MI 7	TR	113937	513125	1387755	521670	40468	34
11/2019	ME 3	MI 7	TR	113945	513085	742252	521008	11616	140
11/2019	ME 3	MI 7	TR	113945	513085	742252	521116	42078	42
11/2019	ME 3	MI 7	TR	113945	513085	742252	521118	11578	2
11/2019	ME 3	MI 7	TR	113945	513085	742252	521122	11751	7
11/2019	ME 3	MI 7	TR	113945	513085	742252	521124	11562	5
11/2019	ME 3	MI 7	TR	113945	513105	513105	521074	40470	43
11/2019	ME 3	MI 7	TR	113945	513105	513105	521146	11785	6
11/2019	ME 3	MI 7	TR	113945	513105	513105	521670	40468	7
11/2019	ME 3	MI 7	TR	113945	513125	1387755	521008	11616	14
11/2019	ME 3	MI 7	TR	113945	513125	1387755	521116	42078	14
11/2019	ME 3	MI 7	TR	113945	513125	1387755	521124	11562	14
11/2019	ME 3	MI 7	TR	113945	513125	1387755	521670	40468	28
11/2019	ME 3	MI 7	TR	113956	513105	513105	521008	11616	12
11/2019	ME 3	MI 7	TR	113956	513105	513105	521124	11562	39
11/2019	ME 3	MI 7	TR	113956	513105	513105	521142	40477	3
11/2019	ME 3	MI 7	TR	113956	513105	513105	521670	40468	9
11/2019	ME 3	MI 7	TR	113960	513105	513105	521008	11616	16
11/2019	ME 3	MI 7	TR	113960	513105	513105	521074	40470	15
11/2019	ME 3	MI 7	TR	113960	513105	513105	521122	11751	9



VASCR351

**ANR Pipeline Company
Transportation Services
Fuel By Route Analysis**

Reporting Year: *January - December 2019*
Production 11/2019

<u>Production Period</u>	<u>Receipt Segment</u>	<u>Delivery Segment</u>	<u>Service Class</u>	<u>Svc Req Contract</u>	<u>Receipt Location</u>	<u>Receipt Loc Prop</u>	<u>Delivery Location</u>	<u>Delivery Loc Prop</u>	<u>Fuel Quantity</u>
11/2019	ME 3	MI 7	TR	113960	513105	513105	521124	11562	25
11/2019	ME 3	MI 7	TR	113960	513105	513105	521142	40477	7
11/2019	ME 3	MI 7	TR	113976	513085	742252	521008	11616	84
11/2019	ME 3	MI 7	TR	113976	513085	742252	521074	40470	2
11/2019	ME 3	MI 7	TR	113976	513085	742252	521116	42078	36
11/2019	ME 3	MI 7	TR	113976	513085	742252	521142	40477	36
11/2019	ME 3	MI 7	TR	113976	513085	742252	521144	11580	4
11/2019	ME 3	MI 7	TR	113976	513085	742252	521146	11785	7
11/2019	ME 3	MI 7	TR	113976	513105	513105	521008	11616	12
11/2019	ME 3	MI 7	TR	113976	513105	513105	521142	40477	12
11/2019	ME 3	MI 7	TR	113976	513125	1387755	521074	40470	16
11/2019	ME 3	MI 7	TR	113976	513125	1387755	521116	42078	24
11/2019	ME 3	MI 7	TR	113976	513125	1387755	521122	11751	7
11/2019	ME 3	MI 7	TR	113976	513125	1387755	521124	11562	6
11/2019	ME 3	MI 7	TR	113976	513125	1387755	521144	11580	12
11/2019	ME 3	MI 7	TR	113976	513125	1387755	521162	11748	12
11/2019	ME 3	MI 7	TR	113976	513125	1387755	521670	40468	21
11/2019	ME 3	MI 7	TR	113987	513085	742252	521008	11616	158
11/2019	ME 3	MI 7	TR	113987	513085	742252	521074	40470	12
11/2019	ME 3	MI 7	TR	113987	513085	742252	521116	42078	5
11/2019	ME 3	MI 7	TR	113987	513085	742252	521118	11578	331
11/2019	ME 3	MI 7	TR	113987	513085	742252	521122	11751	5
11/2019	ME 3	MI 7	TR	113987	513085	742252	521124	11562	15
11/2019	ME 3	MI 7	TR	113987	513085	742252	521142	40477	18
11/2019	ME 3	MI 7	TR	113987	513085	742252	521146	11785	22
11/2019	ME 3	MI 7	TR	113987	513085	742252	521670	40468	20
11/2019	ME 3	MI 7	TR	113987	513105	513105	521008	11616	11
11/2019	ME 3	MI 7	TR	113987	513105	513105	521074	40470	10
11/2019	ME 3	MI 7	TR	113987	513105	513105	521144	11580	5
11/2019	ME 3	MI 7	TR	115931	513105	513105	521008	11616	25
11/2019	ME 3	MI 7	TR	115931	513105	513105	521074	40470	5
11/2019	ME 3	MI 7	TR	115931	513105	513105	521116	42078	5
11/2019	ME 3	MI 7	TR	115931	513105	513105	521118	11578	15

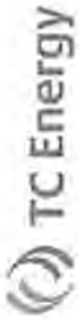


VASCR351

ANR Pipeline Company Transportation Services Fuel By Route Analysis

Reporting Year: January - December 2019
Production 11/2019

<u>Production Period</u>	<u>Receipt Segment</u>	<u>Delivery Segment</u>	<u>Service Class</u>	<u>Svc Req Contract</u>	<u>Receipt Location</u>	<u>Receipt Loc Prop</u>	<u>Delivery Location</u>	<u>Delivery Loc Prop</u>	<u>Fuel Quantity</u>
11/2019	ME 3	MI 7	TR	115931	513105	513105	521144	11580	5
11/2019	ME 3	MI 7	TR	115931	513105	513105	521670	40468	20
11/2019	ME 3	MI 7	TR	118249	513085	742252	505038	153808	29
11/2019	ME 3	MI 7	TR	118249	513085	742252	505108	243097	72
11/2019	ME 3	MI 7	TR	118249	513105	513105	505108	243097	202
11/2019	ME 3	MI 7	TR	120673	513105	513105	505038	153808	12
11/2019	ME 3	MI 7	TR	123255	513085	742252	521008	11616	435
11/2019	ME 3	MI 7	TR	123255	513085	742252	521636	22992	2,900
11/2019	ME 3	MI 7	TR	123255	513105	513105	521636	22992	145
11/2019	ME 3	MI 7	TR	123255	513125	1387755	521636	22992	435
11/2019	ME 3	MI 7	TR	123627	513085	742252	521016	4196	219
11/2019	ME 3	MI 7	TR	123627	513085	742252	521932	138744	6,110
11/2019	ME 3	MI 7	TR	123627	513105	513105	521932	138744	73
11/2019	ME 3	MI 7	TR	123627	513125	1387755	521932	138744	1,744
11/2019	ME 3	MI 7	TR	123629	513085	742252	511136	277072	1,566
11/2019	ME 3	MI 7	TR	123629	513085	742252	521636	22992	270
11/2019	ME 3	MI 7	TR	123629	513105	513105	511136	277072	1,330
11/2019	ME 3	MI 7	TR	123966	513085	742252	505108	243097	57
11/2019	ME 3	MI 7	TR	123966	513085	742252	521116	42078	1,172
11/2019	ME 3	MI 7	TR	123966	513105	513105	521116	42078	20,364
11/2019	ME 3	MI 7	TR	124158	513085	742252	505038	153808	40
11/2019	ME 3	MI 7	TR	124158	513085	742252	521008	11616	96
11/2019	ME 3	MI 7	TR	124158	513085	742252	521636	22992	3,829
11/2019	ME 3	MI 7	TR	124158	513105	513105	521636	22992	290
11/2019	ME 3	MI 7	TR	124158	513125	1387755	505038	153808	53
11/2019	ME 3	MI 7	TR	125014	513105	513105	521008	11616	30
11/2019	ME 3	MI 7	TR	125014	513105	513105	521122	11751	78
11/2019	ME 3	MI 7	TR	125014	513105	513105	521142	40477	6
11/2019	ME 3	MI 7	TR	125014	513105	513105	521670	40468	18
11/2019	ME 3	MI 7	TR	125047	505007	139235	505038	153808	505
11/2019	ME 3	MI 7	TR	125655	513085	742252	521074	40470	5
11/2019	ME 3	MI 7	TR	125655	513085	742252	521670	40468	1
11/2019	ME 3	MI 7	TR	125655	513105	513105	521074	40470	3



VASCR351

**ANR Pipeline Company
Transportation Services
Fuel By Route Analysis**

Reporting Year: *January - December 2019*
Production 11/2019

<u>Production Period</u>	<u>Receipt Segment</u>	<u>Delivery Segment</u>	<u>Service Class</u>	<u>Svc Req Contract</u>	<u>Receipt Location</u>	<u>Receipt Loc Prop</u>	<u>Delivery Location</u>	<u>Delivery Loc Prop</u>	<u>Fuel Quantity</u>
11/2019	ME 3	MI 7	TR	125655	513105	513105	521122	11751	3
11/2019	ME 3	MI 7	TR	125655	513105	513105	521142	40477	1
11/2019	ME 3	MI 7	TR	125655	513105	513105	521144	11580	1
11/2019	ME 3	MI 7	TR	125655	513105	513105	521670	40468	1
11/2019	ME 3	MI 7	TR	126229	513105	513105	521008	11616	20
11/2019	ME 3	MI 7	TR	126229	513105	513105	521116	42078	2
11/2019	ME 3	MI 7	TR	126229	513105	513105	521122	11751	12
11/2019	ME 3	MI 7	TR	126229	513105	513105	521142	40477	6
11/2019	ME 3	MI 7	TR	126229	513105	513105	521144	11580	4
11/2019	ME 3	MI 7	TR	126229	513105	513105	521670	40468	16
11/2019	ME 3	MI 7	TR	126231	513105	513105	521008	11616	9
11/2019	ME 3	MI 7	TR	126231	513105	513105	521074	40470	2
11/2019	ME 3	MI 7	TR	126231	513105	513105	521142	40477	10
11/2019	ME 3	MI 7	TR	126231	513105	513105	521144	11580	2
11/2019	ME 3	MI 7	TR	126231	513105	513105	521670	40468	6
11/2019	ME 3	MI 7	TR	126509	513105	513105	521008	11616	11
11/2019	ME 3	MI 7	TR	126509	513105	513105	521074	40470	2
11/2019	ME 3	MI 7	TR	126509	513105	513105	521142	40477	10
11/2019	ME 3	MI 7	TR	126509	513105	513105	521144	11580	2
11/2019	ME 3	MI 7	TR	126509	513105	513105	521670	40468	6
11/2019	ME 3	MI 7	TR	126512	513085	742252	521074	40470	6
11/2019	ME 3	MI 7	TR	126512	513105	513105	521074	40470	3
11/2019	ME 3	MI 7	TR	126512	513105	513105	521118	11578	3
11/2019	ME 3	MI 7	TR	126512	513105	513105	521142	40477	1
11/2019	ME 3	MI 7	TR	126512	513105	513105	521144	11580	1
11/2019	ME 3	MI 7	TR	126513	513085	742252	521074	40470	12
11/2019	ME 3	MI 7	TR	126513	513085	742252	521670	40468	2
11/2019	ME 3	MI 7	TR	126513	513105	513105	521074	40470	6
11/2019	ME 3	MI 7	TR	126513	513105	513105	521122	11751	6
11/2019	ME 3	MI 7	TR	126513	513105	513105	521124	11562	1
11/2019	ME 3	MI 7	TR	126513	513105	513105	521142	40477	2
11/2019	ME 3	MI 7	TR	126513	513105	513105	521144	11580	2
11/2019	ME 3	MI 7	TR	126846	513085	742252	521008	11616	9



VASCR351

ANR Pipeline Company Transportation Services Fuel By Route Analysis

Reporting Year: *January - December 2019*
Production 11/2019

<u>Production Period</u>	<u>Receipt Segment</u>	<u>Delivery Segment</u>	<u>Service Class</u>	<u>Svc Req Contract</u>	<u>Receipt Location</u>	<u>Receipt Loc Prop</u>	<u>Delivery Location</u>	<u>Delivery Loc Prop</u>	<u>Fuel Quantity</u>
11/2019	ME 3	MI 7	TR	126846	513085	742252	521606	216654	21
11/2019	ME 3	MI 7	TR	126846	513105	513105	521008	11616	36
11/2019	ME 3	MI 7	TR	126846	513105	513105	521606	216654	84
11/2019	ME 3	MI 7	TR	126846	513126	1389630	521008	11616	702
11/2019	ME 3	MI 7	TR	126846	513126	1389630	521116	42078	34
11/2019	ME 3	MI 7	TR	126846	513126	1389630	521606	216654	1,540
11/2019	ME 3	MI 7	TR	126847	513126	1389630	521008	11616	657
11/2019	ME 3	MI 7	TR	126847	513126	1389630	521606	216654	1,533
11/2019	ME 3	MI 7	TR	129337	513105	513105	521030	282436	184
11/2019	ME 3	MI 7	TR	129337	513105	513105	521116	42078	3,409
11/2019	ME 3	MI 7	TR	129337	513105	513105	523086	523086	2,465
11/2019	ME 3	MI 7	TR	129337	513125	1387755	521116	42078	5,029
11/2019	ME 3	MI 7	TR	129994	513085	742252	521932	138744	100
11/2019	ME 3	MI 7	TR	131177	513085	742252	505038	153808	843
11/2019	ME 3	MI 7	TR	131177	513085	742252	505108	243097	180
11/2019	ME 3	MI 7	TR	131177	513085	742252	521016	4196	429
11/2019	ME 3	MI 7	TR	131177	513085	742252	521116	42078	3,566
11/2019	ME 3	MI 7	TR	131177	513085	742252	521636	22992	3,306
11/2019	ME 3	MI 7	TR	131177	513085	742252	521932	138744	945
11/2019	ME 3	MI 7	TR	131445	505008	139236	505038	153808	3
11/2019	ME 3	MI 7	TR	131644	513085	742252	505038	153808	92
11/2019	ME 3	MI 7	TR	131644	513085	742252	521008	11616	746
11/2019	ME 3	MI 7	TR	131644	513085	742252	521074	40470	81
11/2019	ME 3	MI 7	TR	131644	513085	742252	521118	11578	117
11/2019	ME 3	MI 7	TR	131644	513085	742252	521636	22992	65
11/2019	ME 3	MI 7	TR	131644	513085	742252	523052	467243	17
11/2019	ME 3	MI 7	TR	131644	513105	513105	505038	153808	16
11/2019	ME 3	MI 7	TR	131644	513105	513105	521008	11616	1,795
11/2019	ME 3	MI 7	TR	131644	513105	513105	521074	40470	151
11/2019	ME 3	MI 7	TR	131644	513105	513105	521116	42078	772
11/2019	ME 3	MI 7	TR	131644	513105	513105	521122	11751	235
11/2019	ME 3	MI 7	TR	131644	513105	513105	521142	40477	128
11/2019	ME 3	MI 7	TR	131644	513105	513105	521162	11748	98



VASCR351

**ANR Pipeline Company
Transportation Services
Fuel By Route Analysis**

Reporting Year: *January - December 2019*
Production 11/2019

<u>Production Period</u>	<u>Receipt Segment</u>	<u>Delivery Segment</u>	<u>Service Class</u>	<u>Svc Req Contract</u>	<u>Receipt Location</u>	<u>Receipt Loc Prop</u>	<u>Delivery Location</u>	<u>Delivery Loc Prop</u>	<u>Fuel Quantity</u>
11/2019	ME 3	MI 7	TR	131644	513105	513105	521636	22992	87
11/2019	ME 3	MI 7	TR	131644	513105	513105	521962	139401	12
11/2019	ME 3	MI 7	TR	131644	513105	513105	521966	216338	24
11/2019	ME 3	MI 7	TR	131644	513105	513105	521985	278172	93
11/2019	ME 3	MI 7	TR	131644	513126	1389630	505038	153808	7
11/2019	ME 3	MI 7	TR	131644	513126	1389630	521008	11616	132
11/2019	ME 3	MI 7	TR	131644	513126	1389630	521074	40470	144
11/2019	ME 3	MI 7	TR	131644	513126	1389630	521122	11751	94
11/2019	ME 3	MI 7	TR	131644	513126	1389630	521138	11680	82
11/2019	ME 3	MI 7	TR	131644	513126	1389630	521162	11748	156
11/2019	ME 3	MI 7	TR	131644	513126	1389630	521636	22992	102
11/2019	ME 3	MI 7	TR	131644	513126	1389630	521670	40468	112
11/2019	ME 3	MI 7	TR	131644	513126	1389630	523052	467243	31
11/2019	ME 3	MI 7	TR	131998	513105	513105	521116	42078	4,024
11/2019	ME 3	MI 7	TR	131998	513105	513105	521604	150409	870
11/2019	ME 3	MI 7	TR	131998	513105	513105	521962	139401	2,321
11/2019	ME 3	MI 7	TR	132082	513085	742252	521670	40468	18
11/2019	ME 3	MI 7	TR	132082	513105	513105	505038	153808	3
11/2019	ME 3	MI 7	TR	132082	513105	513105	521008	11616	84
11/2019	ME 3	MI 7	TR	132082	513105	513105	521074	40470	24
11/2019	ME 3	MI 7	TR	132082	513105	513105	521116	42078	65
11/2019	ME 3	MI 7	TR	132082	513105	513105	521636	22992	23
11/2019	ME 3	MI 7	TR	132082	513126	1389630	521008	11616	237
11/2019	ME 3	MI 7	TR	132082	513126	1389630	521074	40470	96
11/2019	ME 3	MI 7	TR	132082	513126	1389630	521118	11578	134
11/2019	ME 3	MI 7	TR	132082	513126	1389630	521122	11751	155
11/2019	ME 3	MI 7	TR	132082	513126	1389630	521124	11562	204
11/2019	ME 3	MI 7	TR	132082	513126	1389630	521138	11680	192
11/2019	ME 3	MI 7	TR	132082	513126	1389630	521144	11580	341
11/2019	ME 3	MI 7	TR	132082	513126	1389630	521146	11785	12
11/2019	ME 3	MI 7	TR	132082	513126	1389630	521670	40468	262
11/2019	ME 3	MI 7	TR	132082	513126	1389630	523052	467243	196
11/2019	ME 3	MI 7	TR	132083	513085	742252	521008	11616	65



VASCR351

ANR Pipeline Company Transportation Services Fuel By Route Analysis

Reporting Year: January - December 2019
Production 11/2019

<u>Production Period</u>	<u>Receipt Segment</u>	<u>Delivery Segment</u>	<u>Service Class</u>	<u>Svc Req Contract</u>	<u>Receipt Location</u>	<u>Receipt Loc Prop</u>	<u>Delivery Location</u>	<u>Delivery Loc Prop</u>	<u>Fuel Quantity</u>
11/2019	ME 3	MI 7	TR	132083	513085	742252	521074	40470	3
11/2019	ME 3	MI 7	TR	132083	513085	742252	521118	11578	3
11/2019	ME 3	MI 7	TR	132083	513085	742252	521122	11751	67
11/2019	ME 3	MI 7	TR	132083	513085	742252	521124	11562	3
11/2019	ME 3	MI 7	TR	132083	513085	742252	521142	40477	21
11/2019	ME 3	MI 7	TR	132083	513085	742252	521146	11785	4
11/2019	ME 3	MI 7	TR	132083	513085	742252	521162	11748	27
11/2019	ME 3	MI 7	TR	132083	513085	742252	521966	216338	6
11/2019	ME 3	MI 7	TR	132083	513105	513105	521008	11616	220
11/2019	ME 3	MI 7	TR	132083	513105	513105	521074	40470	267
11/2019	ME 3	MI 7	TR	132083	513105	513105	521116	42078	228
11/2019	ME 3	MI 7	TR	132083	513105	513105	521118	11578	305
11/2019	ME 3	MI 7	TR	132083	513105	513105	521122	11751	79
11/2019	ME 3	MI 7	TR	132083	513105	513105	521124	11562	5
11/2019	ME 3	MI 7	TR	132083	513105	513105	521142	40477	35
11/2019	ME 3	MI 7	TR	132083	513105	513105	521146	11785	4
11/2019	ME 3	MI 7	TR	132083	513105	513105	521162	11748	66
11/2019	ME 3	MI 7	TR	132083	513105	513105	521636	22992	38
11/2019	ME 3	MI 7	TR	132083	513105	513105	521966	216338	52
11/2019	ME 3	MI 7	TR	132083	513126	1389630	521008	11616	99
11/2019	ME 3	MI 7	TR	132083	513126	1389630	521074	40470	157
11/2019	ME 3	MI 7	TR	132083	513126	1389630	521118	11578	154
11/2019	ME 3	MI 7	TR	132083	513126	1389630	521122	11751	31
11/2019	ME 3	MI 7	TR	132083	513126	1389630	521124	11562	19
11/2019	ME 3	MI 7	TR	132083	513126	1389630	521142	40477	118
11/2019	ME 3	MI 7	TR	132083	513126	1389630	521146	11785	26
11/2019	ME 3	MI 7	TR	132083	513126	1389630	521162	11748	68
11/2019	ME 3	MI 7	TR	132083	513126	1389630	521966	216338	6
11/2019	ME 3	MI 7	TR	132083	513126	1389630	523052	467243	20
11/2019	ME 3	MI 7	TR	132243	513085	742252	521985	278172	29
11/2019	ME 3	MI 7	TR	132243	513105	513105	505038	153808	29
11/2019	ME 3	MI 7	TR	132243	513105	513105	521080	138675	12
11/2019	ME 3	MI 7	TR	132243	513105	513105	521636	22992	87



VASCR351

**ANR Pipeline Company
Transportation Services
Fuel By Route Analysis**

Reporting Year: *January - December 2019*
Production 11/2019

<u>Production Period</u>	<u>Receipt Segment</u>	<u>Delivery Segment</u>	<u>Service Class</u>	<u>Svc Req Contract</u>	<u>Receipt Location</u>	<u>Receipt Loc Prop</u>	<u>Delivery Location</u>	<u>Delivery Loc Prop</u>	<u>Fuel Quantity</u>
11/2019	ME 3	MI 7	TR	132243	513105	513105	521962	139401	73
11/2019	ME 3	MI 7	TR	132243	513126	1389630	521014	153852	29
11/2019	ME 3	MI 7	TR	132267	513085	742252	521074	40470	15
11/2019	ME 3	MI 7	TR	132267	513085	742252	521116	42078	649
11/2019	ME 3	MI 7	TR	132267	513085	742252	521138	11680	60
11/2019	ME 3	MI 7	TR	132267	513085	742252	521144	11580	20
11/2019	ME 3	MI 7	TR	132267	513085	742252	521636	22992	341
11/2019	ME 3	MI 7	TR	132517	513085	742252	523008	312117	300
11/2019	ME 3	MI 7	TR	132517	513105	513105	521985	278172	78
11/2019	ME 3	MI 7	TR	132517	513105	513105	523008	312117	478
11/2019	ME 3	MI 7	TR	132517	513125	1387755	511136	277072	479
11/2019	ME 3	MI 7	TR	132517	513125	1387755	521985	278172	1,975
11/2019	ME 3	MI 7	TR	132517	513125	1387755	523008	312117	9,246
11/2019	ME 3	MI 7	TR	132521	513085	742252	505038	153808	51
11/2019	ME 3	MI 7	TR	132521	513085	742252	523008	312117	567
11/2019	ME 3	MI 7	TR	132521	513105	513105	511136	277072	838
11/2019	ME 3	MI 7	TR	132521	513105	513105	521985	278172	261
11/2019	ME 3	MI 7	TR	132521	513105	513105	523008	312117	3,304
11/2019	ME 3	MI 7	TR	132521	513125	1387755	511136	277072	1,132
11/2019	ME 3	MI 7	TR	132521	513125	1387755	521985	278172	728
11/2019	ME 3	MI 7	TR	132521	513125	1387755	523008	312117	6,039
11/2019	ME 3	MI 7	TR	132544	513085	742252	505038	153808	75
11/2019	ME 3	MI 7	TR	132544	513085	742252	521116	42078	52
11/2019	ME 3	MI 7	TR	132544	513085	742252	523008	312117	641
11/2019	ME 3	MI 7	TR	132544	513105	513105	505038	153808	5,685
11/2019	ME 3	MI 7	TR	132544	513105	513105	511136	277072	1,853
11/2019	ME 3	MI 7	TR	132544	513105	513105	521116	42078	9,717
11/2019	ME 3	MI 7	TR	132544	513105	513105	521985	278172	441
11/2019	ME 3	MI 7	TR	132544	513105	513105	523008	312117	13,670
11/2019	ME 3	MI 7	TR	132544	513125	1387755	523008	312117	82
11/2019	ME 3	MI 7	TR	132562	505012	139240	505038	153808	2,881
11/2019	ME 3	MI 7	TR	132562	510008	38224	505038	153808	447
11/2019	ME 3	MI 7	TR	132562	510009	138660	505038	153808	173



VASCR351

ANR Pipeline Company Transportation Services Fuel By Route Analysis

Reporting Year: January - December 2019
Production 11/2019

<u>Production Period</u>	<u>Receipt Segment</u>	<u>Delivery Segment</u>	<u>Service Class</u>	<u>Svc Req Contract</u>	<u>Receipt Location</u>	<u>Receipt Loc Prop</u>	<u>Delivery Location</u>	<u>Delivery Loc Prop</u>	<u>Fuel Quantity</u>
11/2019	ME 3	MI 7	TR	132562	513085	742252	505038	153808	213
11/2019	ME 3	MI 7	TR	132562	513105	513105	505038	153808	548
11/2019	ME 3	MI 7	TR	132582	505227	153721	521116	42078	7
11/2019	ME 3	MI 7	TR	132582	513105	513105	505038	153808	230
11/2019	ME 3	MI 7	TR	132582	513105	513105	505108	243097	173
11/2019	ME 3	MI 7	TR	132582	513105	513105	505541	1181282	230
11/2019	ME 3	MI 7	TR	132582	513105	513105	521008	11616	37
11/2019	ME 3	MI 7	TR	132582	513105	513105	521080	138675	612
11/2019	ME 3	MI 7	TR	132582	513105	513105	521116	42078	8,457
11/2019	ME 3	MI 7	TR	132582	513105	513105	521118	11578	944
11/2019	ME 3	MI 7	TR	132582	513105	513105	521122	11751	68
11/2019	ME 3	MI 7	TR	132582	513105	513105	521124	11562	404
11/2019	ME 3	MI 7	TR	132582	513105	513105	521138	11680	398
11/2019	ME 3	MI 7	TR	132582	513105	513105	521142	40477	274
11/2019	ME 3	MI 7	TR	132582	513105	513105	521144	11580	94
11/2019	ME 3	MI 7	TR	132582	513105	513105	521146	11785	23
11/2019	ME 3	MI 7	TR	132582	513105	513105	521162	11748	60
11/2019	ME 3	MI 7	TR	132582	513105	513105	521636	22992	742
11/2019	ME 3	MI 7	TR	132582	513105	513105	521670	40468	241
11/2019	ME 3	MI 7	TR	132582	513105	513105	521962	139401	360
11/2019	ME 3	MI 7	TR	132582	513105	513105	521966	216338	30
11/2019	ME 3	MI 7	TR	132582	513105	513105	523086	523086	89
11/2019	ME 3	MI 7	TR	132590	513085	742252	521008	11616	891
11/2019	ME 3	MI 7	TR	132590	513085	742252	521030	282436	364
11/2019	ME 3	MI 7	TR	132590	513085	742252	521116	42078	3,179
11/2019	ME 3	MI 7	TR	132590	513085	742252	523086	523086	184
11/2019	ME 3	MI 7	TR	132590	513105	742252	505038	153808	473
11/2019	ME 3	MI 7	TR	132590	513105	513105	505108	243097	943
11/2019	ME 3	MI 7	TR	132590	513105	513105	511136	277072	1,647
11/2019	ME 3	MI 7	TR	132590	513105	513105	521008	11616	1,681
11/2019	ME 3	MI 7	TR	132590	513105	513105	521030	282436	16,172
11/2019	ME 3	MI 7	TR	132590	513105	513105	521080	138675	219
11/2019	ME 3	MI 7	TR	132590	513105	513105	521116	42078	20,039



VASCR351

ANR Pipeline Company Transportation Services Fuel By Route Analysis

Reporting Year: *January - December 2019*
Production 11/2019

<u>Production Period</u>	<u>Receipt Segment</u>	<u>Delivery Segment</u>	<u>Service Class</u>	<u>Svc Req Contract</u>	<u>Receipt Location</u>	<u>Receipt Loc Prop</u>	<u>Delivery Location</u>	<u>Delivery Loc Prop</u>	<u>Fuel Quantity</u>
11/2019	ME 3	MI 7	TR	132590	513105	513105	521118	11578	51
11/2019	ME 3	MI 7	TR	132590	513105	513105	521122	11751	44
11/2019	ME 3	MI 7	TR	132590	513105	513105	521142	40477	50
11/2019	ME 3	MI 7	TR	132590	513105	513105	521636	22992	721
11/2019	ME 3	MI 7	TR	132590	513105	513105	521992	40419	545
11/2019	ME 3	MI 7	TR	132590	513105	513105	523086	523086	2,029
11/2019	ME 3	MI 7	TR	132590	513125	1387755	521030	282436	357
11/2019	ME 3	MI 7	TR	132595	513105	513105	521116	42078	5,292
11/2019	ME 3	MI 7	TR	132660	513085	742252	521985	278172	35
11/2019	ME 3	MI 7	TR	132660	513105	513105	505038	153808	35
11/2019	ME 3	MI 7	TR	132660	513105	513105	521080	138675	106
11/2019	ME 3	MI 7	TR	132660	513105	513105	521636	22992	105
11/2019	ME 3	MI 7	TR	132660	513105	513105	521962	139401	69
11/2019	ME 3	MI 7	TR	132660	513126	1389630	521014	153852	35
11/2019	ME 3	MI 7	TR	132673	513105	513105	521138	11680	69
11/2019	ME 3	MI 7	TR	132673	513105	513105	521670	40468	61
11/2019	ME 3	MI 7	TR	132682	513085	742252	505038	153808	175
11/2019	ME 3	MI 7	TR	132682	513085	742252	521008	11616	772
11/2019	ME 3	MI 7	TR	132682	513085	742252	521116	42078	465
11/2019	ME 3	MI 7	TR	132682	513085	742252	521118	11578	7
11/2019	ME 3	MI 7	TR	132682	513085	742252	521124	11562	5
11/2019	ME 3	MI 7	TR	132682	513085	742252	521138	11680	6
11/2019	ME 3	MI 7	TR	132682	513085	742252	521142	40477	55
11/2019	ME 3	MI 7	TR	132682	513085	742252	521144	11580	7
11/2019	ME 3	MI 7	TR	132682	513085	742252	521146	11785	6
11/2019	ME 3	MI 7	TR	132682	513085	742252	521156	11572	2
11/2019	ME 3	MI 7	TR	132682	513085	742252	521636	22992	602
11/2019	ME 3	MI 7	TR	132682	513085	742252	523052	467243	11
11/2019	ME 3	MI 7	TR	132682	513105	513105	505038	153808	950
11/2019	ME 3	MI 7	TR	132682	513105	513105	521008	11616	915
11/2019	ME 3	MI 7	TR	132682	513105	513105	521116	42078	2,005
11/2019	ME 3	MI 7	TR	132682	513105	513105	521118	11578	89
11/2019	ME 3	MI 7	TR	132682	513105	513105	521124	11562	46



VASCR351

ANR Pipeline Company Transportation Services Fuel By Route Analysis

Reporting Year: January - December 2019
Production 11/2019

<u>Production Period</u>	<u>Receipt Segment</u>	<u>Delivery Segment</u>	<u>Service Class</u>	<u>Svc Req Contract</u>	<u>Receipt Location</u>	<u>Receipt Loc Prop</u>	<u>Delivery Location</u>	<u>Delivery Loc Prop</u>	<u>Fuel Quantity</u>
11/2019	ME 3	MI 7	TR	132682	513105	513105	521142	40477	20
11/2019	ME 3	MI 7	TR	132682	513105	513105	521162	11748	72
11/2019	ME 3	MI 7	TR	132682	513105	513105	521636	22992	599
11/2019	ME 3	MI 7	TR	132682	513105	513105	521962	139401	58
11/2019	ME 3	MI 7	TR	132682	513126	1389630	521008	11616	18
11/2019	ME 3	MI 7	TR	132682	513126	1389630	521074	40470	24
11/2019	ME 3	MI 7	TR	132682	513126	1389630	521116	42078	188
11/2019	ME 3	MI 7	TR	132682	513126	1389630	521138	11680	50
11/2019	ME 3	MI 7	TR	132682	513126	1389630	521636	22992	1
11/2019	ME 3	MI 7	TR	132805	513085	742252	521116	42078	3,905
11/2019	ME 3	MI 7	TR	132805	513085	742252	521636	22992	72
11/2019	ME 3	MI 7	TR	133087	513105	513105	505020	139252	4
11/2019	ME 3	MI 7	TR	133111	513085	742252	521116	42078	66
11/2019	ME 3	MI 7	TR	133111	513105	513105	521098	108641	632
11/2019	ME 3	MI 7	TR	133111	513105	513105	521116	42078	13,045
11/2019	ME 3	MI 7	TR	133111	513105	513105	521138	11680	2,305
11/2019	ME 3	MI 7	TR	133245	513085	742252	521116	42078	73
11/2019	ME 3	MI 7	TR	133245	513105	513105	521116	42078	1,543
11/2019	ME 3	MI 7	TR	133245	513085	742252	505038	153808	21
11/2019	ME 3	MI 7	TR	133326	513085	742252	521932	138744	150
11/2019	ME 3	MI 7	TR	133327	513085	742252	521124	11562	60
11/2019	ME 3	MI 7	TR	133343	513085	742252	521932	138744	30
11/2019	ME 3	MI 7	TR	133343	513085	742252	521932	138744	5
11/2019	ME 3	MI 7	TR	133356	513085	742252	521932	138744	60
11/2019	ME 3	MI 7	TR	133363	513085	742252	521636	22992	90
11/2019	ME 3	MI 7	TR	133383	513085	742252	521932	138744	30
11/2019	ME 3	MI 7	TR	133396	513085	742252	521932	138744	30
11/2019	ME 3	MI 7	TR	133398	513085	742252	521932	138744	30
11/2019	ME 3	MI 7	TR	133403	513085	742252	521932	138744	11
11/2019	ME 3	MI 7	TR	133406	513085	742252	521636	22992	44
11/2019	ME 3	MI 7	TR	133406	513085	742252	521932	138744	42
11/2019	ME 3	MI 7	TR	133406	513105	513105	521932	138744	6
11/2019	ME 3	MI 7	TR	133408	513085	742252	521636	22992	24
11/2019	ME 3	MI 7	TR	133408	513085	742252	521932	138744	



VASCR351

ANR Pipeline Company Transportation Services Fuel By Route Analysis

Reporting Year: *January - December 2019*
Production *11/2019*

<u>Production Period</u>	<u>Receipt Segment</u>	<u>Delivery Segment</u>	<u>Service Class</u>	<u>Svc Req Contract</u>	<u>Receipt Location</u>	<u>Receipt Loc Prop</u>	<u>Delivery Location</u>	<u>Delivery Loc Prop</u>	<u>Fuel Quantity</u>
11/2019	ME 3	MI 7	TR	133408	513105	513105	521932	138744	25
11/2019	ME 3	MI 7	TR	133413	513085	742252	521932	138744	240
11/2019	ME 3	MI 7	TR	133432	513085	742252	505038	153808	19
11/2019	ME 3	MI 7	TR	133432	513085	742252	521932	138744	50
11/2019	ME 3	MI 7	TR	133434	513085	742252	521932	138744	30
11/2019	ME 3	MI 7	TR	133436	513085	742252	521932	138744	60
11/2019	ME 3	MI 7	TR	133437	513085	742252	521932	138744	30
11/2019	ME 3	MI 7	TR	133442	513085	742252	521932	138744	30
11/2019	ME 3	MI 7	TR	133452	513085	742252	521932	138744	60
11/2019	ME 3	MI 7	TR	133461	510008	38224	521932	138744	34
11/2019	ME 3	MI 7	TR	133461	513105	513105	521932	138744	3,954
11/2019	ME 3	MI 7	TR	133471	513085	742252	521142	40477	7
11/2019	ME 3	MI 7	TR	133471	513085	742252	521670	40468	154
11/2019	ME 3	MI 7	TR	133471	513125	1387755	521144	11580	7
11/2019	ME 3	MI 7	TR	133471	513125	1387755	521670	40468	7
11/2019	ME 3	MI 7	TR	133472	513085	742252	521122	11751	7
11/2019	ME 3	MI 7	TR	133472	513085	742252	521670	40468	512
11/2019	ME 3	MI 7	TR	133472	513125	1387755	521670	40468	22
11/2019	ME 3	MI 7	TR	133473	513085	742252	521116	42078	29
11/2019	ME 3	MI 7	TR	133473	513085	742252	521670	40468	458
11/2019	ME 3	MI 7	TR	133474	513085	742252	521670	40468	42
11/2019	ME 3	MI 7	TR	133496	513085	742252	521030	282436	17
11/2019	ME 3	MI 7	TR	133496	513105	513105	521030	282436	1,050
11/2019	ME 3	MI 7	TR	133496	513105	513105	521080	138675	219
11/2019	ME 3	MI 7	TR	133496	513105	513105	521116	42078	464
11/2019	ME 3	MI 7	TR	133496	513105	513105	521636	22992	365
11/2019	ME 3	MI 7	TR	133520	513126	1389630	521116	42078	7
11/2019	ME 3	MI 7	TR	133521	513105	513105	521116	42078	8
11/2019	ME 3	MI 7	TR	133522	513085	742252	521690	40892	1
11/2019	ME 3	MI 7	TR	133528	513085	742252	505038	153808	47
11/2019	ME 3	MI 7	TR	133528	513085	742252	521138	11680	477
11/2019	ME 3	MI 7	TR	133528	513105	513105	505038	153808	472
11/2019	ME 3	MI 7	TR	133528	513105	513105	521138	11680	970



VASCR351

ANR Pipeline Company Transportation Services Fuel By Route Analysis

Reporting Year: January - December 2019
Production 11/2019

<u>Production Period</u>	<u>Receipt Segment</u>	<u>Delivery Segment</u>	<u>Service Class</u>	<u>Svc Req Contract</u>	<u>Receipt Location</u>	<u>Receipt Loc Prop</u>	<u>Delivery Location</u>	<u>Delivery Loc Prop</u>	<u>Fuel Quantity</u>
11/2019	ME 3	MI 7	TR	133529	513105	513105	521008	11616	596
11/2019	ME 3	MI 7	TR	133529	513105	513105	521116	42078	19,598
11/2019	ME 3	MI 7	TR	133529	513105	513105	521142	40477	949
11/2019	ME 3	MI 7	TR	133529	513105	513105	521144	11580	949
11/2019	ME 3	MI 7	TR	133529	513105	513105	521932	138744	943
11/2019	ME 3	MI 7	TR	133529	513105	513105	521962	139401	174
11/2019	ME 3	MI 7	TR	133530	513105	513105	505541	1181282	203
11/2019	ME 3	MI 7	TR	133530	513105	513105	521116	42078	8,463
11/2019	ME 3	MI 7	TR	133532	513105	513105	521116	42078	7,724
11/2019	ME 3	MI 7	TR	133532	513105	513105	521606	216654	16
11/2019	ME 3	MI 7	TR	133532	513105	513105	521962	139401	2,818
11/2019	ME 3	MI 7	TR	133570	513125	1387755	505108	243097	58
11/2019	ME 3	MI 7	TR	133570	513125	1387755	511136	277072	908
11/2019	ME 3	MI 7	TR	133570	513125	1387755	521636	22992	2,118
11/2019	ME 3	MI 7	TR	133570	513125	1387755	521690	40892	1,986
11/2019	ME 3	MI 7	TR	133570	513125	1387755	521932	138744	3,615
11/2019	ME 3	MI 7	TR	133571	513105	513105	505515	866062	364
11/2019	ME 3	MI 7	TR	133571	513105	513105	521116	42078	14,735
11/2019	ME 3	MI 7	TR	133571	513105	513105	521932	138744	4
11/2019	ME 3	MI 7	TR	133572	513085	742252	521116	42078	35
11/2019	ME 3	MI 7	TR	133572	513085	742252	521636	22992	52
11/2019	ME 3	MI 7	TR	133572	513085	742252	521932	138744	7
11/2019	ME 3	MI 7	TR	133572	513085	742252	521985	278172	23
11/2019	ME 3	MI 7	TR	133572	513105	513105	505038	153808	18
11/2019	ME 3	MI 7	TR	133572	513105	513105	521014	153852	23
11/2019	ME 3	MI 7	TR	133572	513105	513105	521080	138675	29
11/2019	ME 3	MI 7	TR	133572	513105	513105	521116	42078	90
11/2019	ME 3	MI 7	TR	133572	513105	513105	521124	11562	461
11/2019	ME 3	MI 7	TR	133572	513105	513105	521624	4375	31
11/2019	ME 3	MI 7	TR	133572	513105	513105	521636	22992	648
11/2019	ME 3	MI 7	TR	133572	513105	513105	521932	138744	182
11/2019	ME 3	MI 7	TR	133572	513105	513105	521942	198847	2,563
11/2019	ME 3	MI 7	TR	133572	513105	513105	521962	139401	908



VASCR351

ANR Pipeline Company Transportation Services Fuel By Route Analysis

Reporting Year: January - December 2019
Production 11/2019

<u>Production Period</u>	<u>Receipt Segment</u>	<u>Delivery Segment</u>	<u>Service Class</u>	<u>Svc Req Contract</u>	<u>Receipt Location</u>	<u>Receipt Loc Prop</u>	<u>Delivery Location</u>	<u>Delivery Loc Prop</u>	<u>Fuel Quantity</u>
11/2019	ME 3	MI 7	TR	133572	513105	513105	521985	278172	345
11/2019	ME 3	MI 7	TR	133572	513125	1387755	521014	153852	15
11/2019	ME 3	MI 7	TR	133572	513125	1387755	521116	42078	35
11/2019	ME 3	MI 7	TR	133572	513125	1387755	521124	11562	616
11/2019	ME 3	MI 7	TR	133572	513125	1387755	521624	4375	81
11/2019	ME 3	MI 7	TR	133572	513125	1387755	521636	22992	8
11/2019	ME 3	MI 7	TR	133572	513125	1387755	521942	198847	177
11/2019	ME 3	MI 7	TR	133572	513125	1387755	521985	278172	203
11/2019	ME 3	MI 7	TR	133572	513126	1389630	505038	153808	43
11/2019	ME 3	MI 7	TR	133572	513126	1389630	511136	277072	36
11/2019	ME 3	MI 7	TR	133572	513126	1389630	521014	153852	25
11/2019	ME 3	MI 7	TR	133572	513126	1389630	521124	11562	128
11/2019	ME 3	MI 7	TR	133572	513126	1389630	521624	4375	20
11/2019	ME 3	MI 7	TR	133572	513126	1389630	521962	139401	6
11/2019	ME 3	MI 7	TR	133572	513126	1389630	521985	278172	26
11/2019	ME 3	MI 7	TR	133573	510008	38224	521080	138675	6
11/2019	ME 3	MI 7	TR	133573	513085	742252	521080	138675	34
11/2019	ME 3	MI 7	TR	133573	513105	513105	521080	138675	31
11/2019	ME 3	MI 7	TR	133573	513105	513105	521636	22992	407
11/2019	ME 3	MI 7	TR	133573	513105	513105	521932	138744	3,309
11/2019	ME 3	MI 7	TR	133573	513105	513105	521962	139401	27
11/2019	ME 3	MI 7	TR	133573	513125	1387755	521962	139401	4
11/2019	ME 3	MI 7	TR	133573	513126	1389630	521962	139401	25
11/2019	ME 3	MI 7	TR	133574	513085	742252	521008	11616	12
11/2019	ME 3	MI 7	TR	133574	513085	742252	521116	42078	3
11/2019	ME 3	MI 7	TR	133574	513085	742252	521118	11578	9
11/2019	ME 3	MI 7	TR	133574	513085	742252	521124	11562	6
11/2019	ME 3	MI 7	TR	133574	513085	742252	521670	40468	5
11/2019	ME 3	MI 7	TR	133574	513105	513105	521636	22992	1
11/2019	ME 3	MI 7	TR	133574	513125	1387755	521008	11616	934
11/2019	ME 3	MI 7	TR	133574	513125	1387755	521074	40470	1,072
11/2019	ME 3	MI 7	TR	133574	513125	1387755	521098	108641	8
11/2019	ME 3	MI 7	TR	133574	513125	1387755	521116	42078	41



VASCR351

ANR Pipeline Company Transportation Services Fuel By Route Analysis

Reporting Year: January - December 2019
Production 11/2019

<u>Production Period</u>	<u>Receipt Segment</u>	<u>Delivery Segment</u>	<u>Service Class</u>	<u>Svc Req Contract</u>	<u>Receipt Location</u>	<u>Receipt Loc Prop</u>	<u>Delivery Location</u>	<u>Delivery Loc Prop</u>	<u>Fuel Quantity</u>
11/2019	ME 3	MI 7	TR	133574	513125	1387755	521118	11578	773
11/2019	ME 3	MI 7	TR	133574	513125	1387755	521122	11751	605
11/2019	ME 3	MI 7	TR	133574	513125	1387755	521124	11562	780
11/2019	ME 3	MI 7	TR	133574	513125	1387755	521138	11680	117
11/2019	ME 3	MI 7	TR	133574	513125	1387755	521142	40477	609
11/2019	ME 3	MI 7	TR	133574	513125	1387755	521144	11580	830
11/2019	ME 3	MI 7	TR	133574	513125	1387755	521146	11785	672
11/2019	ME 3	MI 7	TR	133574	513125	1387755	521156	11572	113
11/2019	ME 3	MI 7	TR	133574	513125	1387755	521162	11748	635
11/2019	ME 3	MI 7	TR	133574	513125	1387755	521636	22992	403
11/2019	ME 3	MI 7	TR	133574	513125	1387755	521670	40468	817
11/2019	ME 3	MI 7	TR	133574	513125	1387755	521690	40892	21
11/2019	ME 3	MI 7	TR	133574	513125	1387755	521932	138744	52
11/2019	ME 3	MI 7	TR	133574	513125	1387755	521962	139401	103
11/2019	ME 3	MI 7	TR	133575	513085	742252	521116	42078	23
11/2019	ME 3	MI 7	TR	133575	513085	742252	521670	40468	21
11/2019	ME 3	MI 7	TR	133575	513105	513105	521116	42078	359
11/2019	ME 3	MI 7	TR	133575	513105	513105	521670	40468	28
11/2019	ME 3	MI 7	TR	133575	513105	513105	521962	139401	7
11/2019	ME 3	MI 7	TR	133575	513125	1387755	521008	11616	74
11/2019	ME 3	MI 7	TR	133575	513125	1387755	521074	40470	692
11/2019	ME 3	MI 7	TR	133575	513125	1387755	521098	108641	22
11/2019	ME 3	MI 7	TR	133575	513125	1387755	521116	42078	3,145
11/2019	ME 3	MI 7	TR	133575	513125	1387755	521118	11578	61
11/2019	ME 3	MI 7	TR	133575	513125	1387755	521122	11751	141
11/2019	ME 3	MI 7	TR	133575	513125	1387755	521124	11562	39
11/2019	ME 3	MI 7	TR	133575	513125	1387755	521138	11680	470
11/2019	ME 3	MI 7	TR	133575	513125	1387755	521142	40477	200
11/2019	ME 3	MI 7	TR	133575	513125	1387755	521144	11580	510
11/2019	ME 3	MI 7	TR	133575	513125	1387755	521146	11785	152
11/2019	ME 3	MI 7	TR	133575	513125	1387755	521156	11572	16
11/2019	ME 3	MI 7	TR	133575	513125	1387755	521162	11748	152
11/2019	ME 3	MI 7	TR	133575	513125	1387755	521670	40468	690



VASCR351

ANR Pipeline Company Transportation Services Fuel By Route Analysis

Reporting Year: January - December 2019
Production 11/2019

<u>Production Period</u>	<u>Receipt Segment</u>	<u>Delivery Segment</u>	<u>Service Class</u>	<u>Svc Req Contract</u>	<u>Receipt Location</u>	<u>Receipt Loc Prop</u>	<u>Delivery Location</u>	<u>Delivery Loc Prop</u>	<u>Fuel Quantity</u>
11/2019	ME 3	MI 7	TR	133575	513125	1387755	521962	139401	844
11/2019	ME 3	MI 7	TR	133577	513105	513105	521116	42078	3,773
11/2019	ME 3	MI 7	TR	133577	513105	513105	521636	22992	145
11/2019	ME 3	MI 7	TR	133581	513085	742252	505017	139249	4,881
11/2019	ME 3	MI 7	TR	133581	513085	742252	521074	40470	1
11/2019	ME 3	MI 7	TR	133581	513085	742252	521116	42078	9
11/2019	ME 3	MI 7	TR	133602	513085	742252	521116	42078	292
11/2019	ME 3	MI 7	TR	133603	513085	742252	521116	42078	292
11/2019	ME 3	MI 7	TR	133604	513085	742252	521116	42078	292
11/2019	ME 3	MI 7	TR	133605	513085	742252	521030	282436	115
11/2019	ME 3	MI 7	TR	133605	513085	742252	521116	42078	145
11/2019	ME 3	MI 7	TR	133606	513085	742252	521116	42078	292
11/2019	ME 3	MI 7	TR	133607	513085	742252	511136	277072	145
11/2019	ME 3	MI 7	TR	133607	513085	742252	521030	282436	1,885
11/2019	ME 3	MI 7	TR	133607	513085	742252	521636	22992	2,175
11/2019	ME 3	MI 7	TR	133608	513085	742252	505038	153808	2,792
11/2019	ME 3	MI 7	TR	133608	513085	742252	511136	277072	220
11/2019	ME 3	MI 7	TR	133608	513105	513105	505038	153808	4,821
11/2019	ME 3	MI 7	TR	133608	513105	513105	511136	277072	1,483
11/2019	ME 3	MI 7	TR	133608	513105	513105	521008	11616	146
11/2019	ME 3	MI 7	TR	133611	513085	742252	505017	139249	450
11/2019	ME 3	MI 7	TR	133620	513105	513105	505038	153808	150
11/2019	ME 3	MI 7	TR	133620	513105	513105	505108	243097	36
11/2019	ME 3	MI 7	TR	133620	513105	513105	521008	11616	516
11/2019	ME 3	MI 7	TR	133620	513105	513105	521080	138675	228
11/2019	ME 3	MI 7	TR	133620	513105	513105	521116	42078	23
11/2019	ME 3	MI 7	TR	133622	513105	513105	521116	42078	21,750
11/2019	ME 3	MI 7	TR	133626	513125	1387755	505038	153808	1,864
11/2019	ME 3	MI 7	TR	133626	513125	1387755	511136	277072	90
11/2019	ME 3	MI 7	TR	133626	513125	1387755	521116	42078	76
11/2019	ME 3	MI 7	TR	133626	513125	1387755	521636	22992	1,740
11/2019	ME 3	MI 7	TR	133627	513085	742252	505038	153808	1,143
11/2019	ME 3	MI 7	TR	133627	513085	742252	511136	277072	285



VASCR351

ANR Pipeline Company Transportation Services Fuel By Route Analysis

Reporting Year: January - December 2019
Production 11/2019

<u>Production Period</u>	<u>Receipt Segment</u>	<u>Delivery Segment</u>	<u>Service Class</u>	<u>Svc Req Contract</u>	<u>Receipt Location</u>	<u>Receipt Loc Prop</u>	<u>Delivery Location</u>	<u>Delivery Loc Prop</u>	<u>Fuel Quantity</u>
11/2019	ME 3	MI 7	TR	133627	513105	513105	505038	153808	292
11/2019	ME 3	MI 7	TR	133627	513105	513105	511136	277072	146
11/2019	ME 3	MI 7	TR	133628	513085	742252	505038	153808	1,125
11/2019	ME 3	MI 7	TR	133628	513085	742252	511136	277072	109
11/2019	ME 3	MI 7	TR	133628	513105	513105	505038	153808	243
11/2019	ME 3	MI 7	TR	133628	513105	513105	511136	277072	132
11/2019	ME 3	MI 7	TR	133630	513085	742252	505108	243097	1
11/2019	ME 3	MI 7	TR	133630	513085	742252	521116	42078	700
11/2019	ME 3	MI 7	TR	133630	513105	513105	505108	243097	1
11/2019	ME 3	MI 7	TR	133630	513105	513105	521116	42078	1,398
11/2019	ME 3	MI 7	TR	133631	513085	742252	521116	42078	301
11/2019	ME 3	MI 7	TR	133631	513105	513105	521116	42078	7,215
11/2019	ME 3	MI 7	TR	133638	513085	742252	521080	138675	1
11/2019	ME 3	MI 7	TR	133638	513085	742252	521985	278172	5
11/2019	ME 3	MI 7	TR	133638	513105	513105	521080	138675	74
11/2019	ME 3	MI 7	TR	133638	513105	513105	521116	42078	1
11/2019	ME 3	MI 7	TR	133638	513105	513105	521124	11562	30
11/2019	ME 3	MI 7	TR	133638	513105	513105	521636	22992	154
11/2019	ME 3	MI 7	TR	133638	513105	513105	521932	138744	65
11/2019	ME 3	MI 7	TR	133638	513105	513105	521985	278172	39
11/2019	ME 3	MI 7	TR	133638	513126	1389630	511136	277072	1
11/2019	ME 3	MI 7	TR	133638	513126	1389630	521014	153852	3
11/2019	ME 3	MI 7	TR	133638	513126	1389630	521080	138675	188
11/2019	ME 3	MI 7	TR	133638	513126	1389630	521124	11562	516
11/2019	ME 3	MI 7	TR	133638	513126	1389630	521624	4375	50
11/2019	ME 3	MI 7	TR	133638	513126	1389630	521636	22992	21
11/2019	ME 3	MI 7	TR	133638	513126	1389630	521962	139401	3
11/2019	ME 3	MI 7	TR	133638	513126	1389630	521985	278172	5
11/2019	ME 3	MI 7	TR	133639	510008	38224	521124	11562	33
11/2019	ME 3	MI 7	TR	133639	510008	38224	521985	278172	33
11/2019	ME 3	MI 7	TR	133639	513085	742252	521636	22992	115
11/2019	ME 3	MI 7	TR	133639	513085	742252	521985	278172	8
11/2019	ME 3	MI 7	TR	133639	513105	513105	505038	153808	65



VASCR351

ANR Pipeline Company Transportation Services Fuel By Route Analysis

Reporting Year: January - December 2019
Production 11/2019

<u>Production Period</u>	<u>Receipt Segment</u>	<u>Delivery Segment</u>	<u>Service Class</u>	<u>Svc Req. Contract</u>	<u>Receipt Location</u>	<u>Receipt Loc Prop</u>	<u>Delivery Location</u>	<u>Delivery Loc Prop</u>	<u>Fuel Quantity</u>
11/2019	ME 3	MI 7	TR	133639	513105	513105	511136	277072	11
11/2019	ME 3	MI 7	TR	133639	513105	513105	521014	153852	219
11/2019	ME 3	MI 7	TR	133639	513105	513105	521080	138675	102
11/2019	ME 3	MI 7	TR	133639	513105	513105	521116	42078	1,832
11/2019	ME 3	MI 7	TR	133639	513105	513105	521124	11562	103
11/2019	ME 3	MI 7	TR	133639	513105	513105	521636	22992	794
11/2019	ME 3	MI 7	TR	133639	513105	513105	521962	139401	401
11/2019	ME 3	MI 7	TR	133639	513105	513105	521985	278172	315
11/2019	ME 3	MI 7	TR	133639	513125	1387755	521124	11562	30
11/2019	ME 3	MI 7	TR	133639	513125	1387755	521985	278172	49
11/2019	ME 3	MI 7	TR	133639	513126	1389630	511136	277072	84
11/2019	ME 3	MI 7	TR	133639	513126	1389630	521116	42078	357
11/2019	ME 3	MI 7	TR	133639	513126	1389630	521124	11562	14
11/2019	ME 3	MI 7	TR	133639	513126	1389630	521636	22992	330
11/2019	ME 3	MI 7	TR	133639	513126	1389630	521962	139401	5
11/2019	ME 3	MI 7	TR	133639	513126	1389630	521985	278172	19
11/2019	ME 3	MI 7	TR	133652	513085	742252	521116	42078	3,225
11/2019	ME 3	MI 7	TR	133652	513105	513105	521116	42078	1,169
11/2019	ME 3	MI 7	TR	133652	513105	513105	521636	22992	16
11/2019	ME 3	MI 7	TR	133653	513085	742252	521962	139401	1,453
11/2019	ME 3	MI 7	TR	133654	513105	513105	521116	42078	5,096
Segment Subtotal									
11/2019	ME 3	ML 3	TR	110506	513105	513105	521622	110850	244
11/2019	ME 3	ML 3	TR	110507	513105	513105	521622	110850	44
11/2019	ME 3	ML 3	TR	129337	513105	513105	521622	110850	1,740
11/2019	ME 3	ML 3	TR	131644	513085	742252	521622	110850	397
11/2019	ME 3	ML 3	TR	131644	513105	513105	521622	110850	322
11/2019	ME 3	ML 3	TR	132582	513105	513105	521622	110850	390
11/2019	ME 3	ML 3	TR	132590	513105	513105	521622	110850	2,695
11/2019	ME 3	ML 3	TR	132674	513105	513105	521622	110850	1
11/2019	ME 3	ML 3	TR	132682	513085	742252	521622	110850	189
11/2019	ME 3	ML 3	TR	132682	513105	513105	521622	110850	15
11/2019	ME 3	ML 3	TR	133111	513105	513105	521622	110850	83
									435,751



VASCR351

ANR Pipeline Company Transportation Services Fuel By Route Analysis

Reporting Year: January - December 2019
Production 11/2019

<u>Production Period</u>	<u>Receipt Segment</u>	<u>Delivery Segment</u>	<u>Service Class</u>	<u>Svc Req Contract</u>	<u>Receipt Location</u>	<u>Receipt Loc Prop</u>	<u>Delivery Location</u>	<u>Delivery Loc Prop</u>	<u>Fuel Quantity</u>
11/2019	ME 3	ML 3	TR	133571	513105	513105	521622	110850	9
	Segment Subtotal								
11/2019	ME 3	MW 6	TR	118249	513085	742252	505013	139241	141
11/2019	ME 3	MW 6	TR	118249	513105	513105	505013	139241	1,195
11/2019	ME 3	MW 6	TR	132267	513085	742252	521506	3797	44
	Segment Subtotal								
11/2019	ME 3	WI 7	TR	113237	513125	1387755	505025	139257	210
11/2019	ME 3	WI 7	TR	113877	513085	742252	521168	28834	24
11/2019	ME 3	WI 7	TR	113877	513105	513105	521168	28834	56
11/2019	ME 3	WI 7	TR	113877	513125	1387755	521168	28834	57
11/2019	ME 3	WI 7	TR	113879	513105	513105	521350	28660	60
11/2019	ME 3	WI 7	TR	113879	513125	1387755	521350	28660	1
11/2019	ME 3	WI 7	TR	113880	513085	742252	521786	28798	21
11/2019	ME 3	WI 7	TR	113880	513105	513105	521786	28798	32
11/2019	ME 3	WI 7	TR	113884	513085	742252	521246	28844	30
11/2019	ME 3	WI 7	TR	113884	513105	513105	521012	40226	6
11/2019	ME 3	WI 7	TR	113884	513105	513105	521246	28844	80
11/2019	ME 3	WI 7	TR	113884	513125	1387755	521246	28844	60
11/2019	ME 3	WI 7	TR	113884	513125	1387755	521260	36867	30
11/2019	ME 3	WI 7	TR	113886	513085	742252	521166	40496	6
11/2019	ME 3	WI 7	TR	113886	513105	513105	521166	40496	40
11/2019	ME 3	WI 7	TR	113889	513085	742252	521178	28883	2
11/2019	ME 3	WI 7	TR	113889	513105	513105	521178	28883	43
11/2019	ME 3	WI 7	TR	113889	513125	1387755	521178	28883	5
11/2019	ME 3	WI 7	TR	113890	513105	513105	521214	40197	22
11/2019	ME 3	WI 7	TR	113890	513125	1387755	521214	40197	4
11/2019	ME 3	WI 7	TR	113904	513085	742252	521210	28828	8
11/2019	ME 3	WI 7	TR	113904	513105	513105	521210	28828	88
11/2019	ME 3	WI 7	TR	113922	513085	742252	521784	28720	121
11/2019	ME 3	WI 7	TR	113922	513105	513105	521784	28720	97
11/2019	ME 3	WI 7	TR	113922	513125	1387755	521784	28720	274
11/2019	ME 3	WI 7	TR	113933	513085	742252	521204	28672	6



VASCR351

ANR Pipeline Company Transportation Services Fuel By Route Analysis

Reporting Year: *January - December 2019*
Production 11/2019

<u>Production Period</u>	<u>Receipt Segment</u>	<u>Delivery Segment</u>	<u>Service Class</u>	<u>Svc Req Contract</u>	<u>Receipt Location</u>	<u>Receipt Loc Prop</u>	<u>Delivery Location</u>	<u>Delivery Loc Prop</u>	<u>Fuel Quantity</u>
11/2019	ME 3	WI 7	TR	113933	513105	513105	521204	28672	42
11/2019	ME 3	WI 7	TR	113936	513085	742252	521248	28811	6
11/2019	ME 3	WI 7	TR	113936	513105	513105	521248	28811	42
11/2019	ME 3	WI 7	TR	113937	513085	742252	523034	384136	28
11/2019	ME 3	WI 7	TR	113937	513105	513105	523034	384136	26
11/2019	ME 3	WI 7	TR	113945	513085	742252	521814	36934	27
11/2019	ME 3	WI 7	TR	113945	513105	513105	521814	36934	26
11/2019	ME 3	WI 7	TR	113945	513125	1387755	521814	36934	14
11/2019	ME 3	WI 7	TR	113956	513105	513105	521324	28794	18
11/2019	ME 3	WI 7	TR	113960	513105	513105	521370	28788	35
11/2019	ME 3	WI 7	TR	113976	513085	742252	521012	40226	24
11/2019	ME 3	WI 7	TR	113976	513105	513105	521012	40226	35
11/2019	ME 3	WI 7	TR	113987	513085	742252	521246	28844	221
11/2019	ME 3	WI 7	TR	113987	513085	742252	521784	28720	52
11/2019	ME 3	WI 7	TR	113987	513105	513105	521246	28844	11
11/2019	ME 3	WI 7	TR	113987	513105	513105	521784	28720	22
11/2019	ME 3	WI 7	TR	113987	513125	1387755	521246	28844	14
11/2019	ME 3	WI 7	TR	115931	513105	513105	521298	28736	55
11/2019	ME 3	WI 7	TR	115931	513125	1387755	521164	28842	5
11/2019	ME 3	WI 7	TR	123255	513085	742252	521314	28661	4,564
11/2019	ME 3	WI 7	TR	123255	513105	513105	521314	28661	4,158
11/2019	ME 3	WI 7	TR	125014	513085	742252	521812	40304	3
11/2019	ME 3	WI 7	TR	125014	513105	513105	521812	40304	24
11/2019	ME 3	WI 7	TR	125655	513085	742252	521302	28747	2
11/2019	ME 3	WI 7	TR	125655	513105	513105	521302	28747	10
11/2019	ME 3	WI 7	TR	126229	513105	513105	521260	36867	48
11/2019	ME 3	WI 7	TR	126231	513105	513105	521266	28702	24
11/2019	ME 3	WI 7	TR	126509	513105	513105	521266	28702	24
11/2019	ME 3	WI 7	TR	126512	513085	742252	521178	28883	1
11/2019	ME 3	WI 7	TR	126512	513105	513105	521178	28883	10
11/2019	ME 3	WI 7	TR	126513	513085	742252	521374	28662	2
11/2019	ME 3	WI 7	TR	126513	513105	513105	521374	28662	20
11/2019	ME 3	WI 7	TR	131177	513085	742252	521250	28841	87



VASCR351

ANR Pipeline Company Transportation Services Fuel By Route Analysis

Reporting Year: January - December 2019
Production 11/2019

<u>Production Period</u>	<u>Receipt Segment</u>	<u>Delivery Segment</u>	<u>Service Class</u>	<u>Svc Req Contract</u>	<u>Receipt Location</u>	<u>Receipt Loc Prop</u>	<u>Delivery Location</u>	<u>Delivery Loc Prop</u>	<u>Fuel Quantity</u>
11/2019	ME 3	WI 7	TR	131177	513085	742252	523035	387791	65
11/2019	ME 3	WI 7	TR	131644	513085	742252	510033	28873	10
11/2019	ME 3	WI 7	TR	131644	513085	742252	523035	387791	32
11/2019	ME 3	WI 7	TR	131644	513105	513105	521164	28842	233
11/2019	ME 3	WI 7	TR	131644	513105	513105	521266	28702	9
11/2019	ME 3	WI 7	TR	131644	513105	513105	523035	387791	254
11/2019	ME 3	WI 7	TR	132082	513126	1389630	523035	387791	26
11/2019	ME 3	WI 7	TR	132083	513105	513105	523035	387791	6
11/2019	ME 3	WI 7	TR	132083	513126	1389630	523035	387791	24
11/2019	ME 3	WI 7	TR	132517	513125	1387755	510033	28873	14
11/2019	ME 3	WI 7	TR	132517	513125	1387755	521164	28842	16
11/2019	ME 3	WI 7	TR	132517	513125	1387755	523034	384136	899
11/2019	ME 3	WI 7	TR	132521	513125	1387755	521164	28842	30
11/2019	ME 3	WI 7	TR	132521	513125	1387755	523034	384136	102
11/2019	ME 3	WI 7	TR	132544	513105	513105	521164	28842	55
11/2019	ME 3	WI 7	TR	132582	513105	513105	521172	28846	54
11/2019	ME 3	WI 7	TR	132582	513105	513105	521314	28661	26
11/2019	ME 3	WI 7	TR	132590	513105	513105	521164	28842	1,088
11/2019	ME 3	WI 7	TR	132590	513105	513105	521172	28846	290
11/2019	ME 3	WI 7	TR	132590	513105	513105	521260	36867	842
11/2019	ME 3	WI 7	TR	132590	513105	513105	521266	28702	864
11/2019	ME 3	WI 7	TR	132590	513105	513105	521314	28661	175
11/2019	ME 3	WI 7	TR	132682	513085	742252	521314	28661	232
11/2019	ME 3	WI 7	TR	132682	513085	742252	521784	28720	232
11/2019	ME 3	WI 7	TR	132682	513105	513105	523034	384136	2,341
11/2019	ME 3	WI 7	TR	132590	513105	513105	523035	387791	581
11/2019	ME 3	WI 7	TR	132682	513085	742252	521164	28842	40
11/2019	ME 3	WI 7	TR	132682	513085	742252	523035	387791	14
11/2019	ME 3	WI 7	TR	132682	513105	513105	521164	28842	393
11/2019	ME 3	WI 7	TR	132682	513105	513105	521266	28702	356
11/2019	ME 3	WI 7	TR	132682	513105	513105	523035	387791	227
11/2019	ME 3	WI 7	TR	132682	513126	1389630	523035	387791	6
11/2019	ME 3	WI 7	TR	132682	513085	742252	523035	387791	7
11/2019	ME 3	WI 7	TR	133471	513085	742252	521676	100052	15
11/2019	ME 3	WI 7	TR	133472	513085	742252	521330	28761	15



VASCR351

ANR Pipeline Company Transportation Services Fuel By Route Analysis

Reporting Year: January - December 2019
Production 11/2019

<u>Production Period</u>	<u>Receipt Segment</u>	<u>Delivery Segment</u>	<u>Service Class</u>	<u>Svc Req Contract</u>	<u>Receipt Location</u>	<u>Receipt Loc Prop</u>	<u>Delivery Location</u>	<u>Delivery Loc Prop</u>	<u>Fuel Quantity</u>
11/2019	ME 3	WI 7	TR	133529	513105	513105	521314	28661	411
11/2019	ME 3	WI 7	TR	133529	513105	513105	523035	387791	285
11/2019	ME 3	WI 7	TR	133530	513105	513105	521246	28844	15
11/2019	ME 3	WI 7	TR	133530	513105	513105	521314	28661	22
11/2019	ME 3	WI 7	TR	133564	513105	513105	521316	28831	660
11/2019	ME 3	WI 7	TR	133572	513125	1387755	523034	384136	88
11/2019	ME 3	WI 7	TR	133572	513126	1389630	523034	384136	152
11/2019	ME 3	WI 7	TR	133573	513105	513105	523034	384136	145
11/2019	ME 3	WI 7	TR	133575	513125	1387755	521784	28720	1
11/2019	ME 3	WI 7	TR	133602	513085	742252	523032	384134	1,898
11/2019	ME 3	WI 7	TR	133603	513085	742252	521180	28875	1,898
11/2019	ME 3	WI 7	TR	133604	513085	742252	523032	384134	1,898
11/2019	ME 3	WI 7	TR	133605	513085	742252	521266	28702	3,889
11/2019	ME 3	WI 7	TR	133606	513085	742252	521172	28846	1,898
11/2019	ME 3	WI 7	TR	133607	513085	742252	523035	387791	145
11/2019	ME 3	WI 7	TR	133608	513085	742252	523034	384136	207
11/2019	ME 3	WI 7	TR	133608	513085	742252	523035	387791	425
11/2019	ME 3	WI 7	TR	133608	513105	513105	523034	384136	666
11/2019	ME 3	WI 7	TR	133608	513105	513105	523035	387791	21
11/2019	ME 3	WI 7	TR	133620	513105	513105	521012	40226	22
11/2019	ME 3	WI 7	TR	133620	513105	513105	521172	28846	310
11/2019	ME 3	WI 7	TR	133620	513105	513105	521178	28883	414
11/2019	ME 3	WI 7	TR	133620	513105	513105	521180	28875	39
11/2019	ME 3	WI 7	TR	133620	513105	513105	521186	42139	7
11/2019	ME 3	WI 7	TR	133620	513105	513105	521188	28862	215
11/2019	ME 3	WI 7	TR	133620	513105	513105	521198	28782	63
11/2019	ME 3	WI 7	TR	133620	513105	513105	521204	28672	7
11/2019	ME 3	WI 7	TR	133620	513105	513105	521210	28828	225
11/2019	ME 3	WI 7	TR	133620	513105	513105	521240	28759	11
11/2019	ME 3	WI 7	TR	133620	513105	513105	521246	28844	166
11/2019	ME 3	WI 7	TR	133620	513105	513105	521250	28841	20
11/2019	ME 3	WI 7	TR	133620	513105	513105	521266	28702	1,339
11/2019	ME 3	WI 7	TR	133620	513105	513105	521314	28661	458



VASCR351

**ANR Pipeline Company
Transportation Services
Fuel By Route Analysis**

Reporting Year: *January - December 2019*
Production 11/2019

<u>Production Period</u>	<u>Receipt Segment</u>	<u>Delivery Segment</u>	<u>Service Class</u>	<u>Svc Req Contract</u>	<u>Receipt Location</u>	<u>Receipt Loc Prop</u>	<u>Delivery Location</u>	<u>Delivery Loc Prop</u>	<u>Fuel Quantity</u>
11/2019	ME 3	W17	TR	133620	513105	513105	521324	28794	67
11/2019	ME 3	W17	TR	133620	513105	513105	521394	36936	48
11/2019	ME 3	W17	TR	133626	513125	1387755	521314	28661	3,432
11/2019	ME 3	W17	TR	133626	513125	1387755	523035	387791	1,500
11/2019	ME 3	W17	TR	133627	513085	742252	523035	387791	288
11/2019	ME 3	W17	TR	133628	513085	742252	523034	384136	219
11/2019	ME 3	W17	TR	133628	513085	742252	523035	387791	352
11/2019	ME 3	W17	TR	133638	505227	153721	521610	261574	75
11/2019	ME 3	W17	TR	133638	513085	742252	523034	384136	53
11/2019	ME 3	W17	TR	133638	513105	513105	521164	28842	513
11/2019	ME 3	W17	TR	133638	513105	513105	521610	261574	533
11/2019	ME 3	W17	TR	133638	513105	513105	523034	384136	1,268
11/2019	ME 3	W17	TR	133638	513126	1389630	521012	40226	200
11/2019	ME 3	W17	TR	133638	513126	1389630	521034	183670	1,357
11/2019	ME 3	W17	TR	133638	513126	1389630	521164	28842	21
11/2019	ME 3	W17	TR	133638	513126	1389630	521172	28846	26
11/2019	ME 3	W17	TR	133638	513126	1389630	521178	28883	119
11/2019	ME 3	W17	TR	133638	513126	1389630	521220	28766	10
11/2019	ME 3	W17	TR	133638	513126	1389630	521226	28881	7
11/2019	ME 3	W17	TR	133638	513126	1389630	521246	28844	22
11/2019	ME 3	W17	TR	133638	513126	1389630	521252	28779	8
11/2019	ME 3	W17	TR	133638	513126	1389630	521266	28702	816
11/2019	ME 3	W17	TR	133638	513126	1389630	521314	28661	1,998
11/2019	ME 3	W17	TR	133638	513126	1389630	521324	28794	171
11/2019	ME 3	W17	TR	133638	513126	1389630	521374	28662	8
11/2019	ME 3	W17	TR	133638	513126	1389630	521382	174790	2
11/2019	ME 3	W17	TR	133638	513126	1389630	521610	261574	1,348
11/2019	ME 3	W17	TR	133638	513126	1389630	523034	384136	580
11/2019	ME 3	W17	TR	133638	513126	1389630	523035	387791	315
11/2019	ME 3	W17	TR	133639	513085	742252	521610	261574	96
11/2019	ME 3	W17	TR	133639	513085	742252	523034	384136	26
11/2019	ME 3	W17	TR	133639	513105	513105	521034	183670	9
11/2019	ME 3	W17	TR	133639	513105	513105	521164	28842	381



VASCR351

ANR Pipeline Company Transportation Services Fuel By Route Analysis

Reporting Year: January - December 2019
Production 11/2019

<u>Production Period</u>	<u>Receipt Segment</u>	<u>Delivery Segment</u>	<u>Service Class</u>	<u>Svc Req Contract</u>	<u>Receipt Location</u>	<u>Receipt Loc Prop</u>	<u>Delivery Location</u>	<u>Delivery Loc Prop</u>	<u>Fuel Quantity</u>
11/2019	ME 3	W1 7	TR	133639	513105	513105	521610	261574	34
11/2019	ME 3	W1 7	TR	133639	513105	513105	523034	384136	15
11/2019	ME 3	W1 7	TR	133639	513126	1389630	521610	261574	195
11/2019	ME 3	W1 7	TR	133639	513126	1389630	523034	384136	719
		Segment Subtotal							55,240
11/2019	MI 7	ME 3	TR	124948	505038	153808	521626	40184	1,885
11/2019	MI 7	ME 3	TR	125047	505038	153808	505007	139235	255
11/2019	MI 7	ME 3	TR	131439	505038	153808	505032	139374	207
11/2019	MI 7	ME 3	TR	131439	505038	153808	521534	138745	48
11/2019	MI 7	ME 3	TR	131445	505038	153808	505008	139236	203
11/2019	MI 7	ME 3	TR	132243	511128	139396	520005	15672	9
11/2019	MI 7	ME 3	TR	132243	511136	277072	520005	15672	3
11/2019	MI 7	ME 3	TR	132544	511136	277072	520028	295957	197
11/2019	MI 7	ME 3	TR	132562	505038	153808	505012	139240	2,552
11/2019	MI 7	ME 3	TR	132562	505038	153808	523006	314730	172
11/2019	MI 7	ME 3	TR	132590	511128	139396	520005	15672	17
11/2019	MI 7	ME 3	TR	132660	511136	277072	520005	15672	4
11/2019	MI 7	ME 3	TR	132682	505038	153808	521626	40184	18
11/2019	MI 7	ME 3	TR	133037	505038	153808	505238	174721	80
11/2019	MI 7	ME 3	TR	133111	505038	153808	521010	40186	4
11/2019	MI 7	ME 3	TR	133111	505038	153808	523006	314730	35
11/2019	MI 7	ME 3	TR	133111	511136	277072	523006	314730	34
11/2019	MI 7	ME 3	TR	133328	505038	153808	521092	4475	30
11/2019	MI 7	ME 3	TR	133329	505038	153808	521626	40184	10
11/2019	MI 7	ME 3	TR	133348	505038	153808	521626	40184	4
11/2019	MI 7	ME 3	TR	133359	505038	153808	521626	40184	1
11/2019	MI 7	ME 3	TR	133438	505038	153808	521626	40184	14
11/2019	MI 7	ME 3	TR	133572	511136	277072	520005	15672	1
11/2019	MI 7	ME 3	TR	133572	511162	153853	521620	16118	65
11/2019	MI 7	ME 3	TR	133572	511162	153853	523006	314730	8
11/2019	MI 7	ME 3	TR	133639	511136	277072	520005	15672	5
11/2019	MI 7	ME 3	TS	109138	505038	153808	505011	139239	269
11/2019	MI 7	ME 3	TS	109190	505038	153808	505009	139237	93



VASCR351

**ANR Pipeline Company
Transportation Services
Fuel By Route Analysis**

Reporting Year: *January - December 2019*
Production 11/2019

<u>Production Period</u>	<u>Receipt Segment</u>	<u>Delivery Segment</u>	<u>Service Class</u>	<u>Svc Req Contract</u>	<u>Receipt Location</u>	<u>Receipt Loc Prop</u>	<u>Delivery Location</u>	<u>Delivery Loc Prop</u>	<u>Fuel Quantity</u>
11/2019	MI 7	ME 3	TS	123081	505038	153808	505010	139238	4
11/2019	MI 7	ME 3	TS	123608	505038	153808	521560	4481	4
	Segment Subtotal								
11/2019	MI 7	MI 7	TR	107897	511136	277072	505038	153808	155
11/2019	MI 7	MI 7	TR	107898	505038	153808	521008	11616	498
11/2019	MI 7	MI 7	TR	108014	511136	277072	505038	153808	227
11/2019	MI 7	MI 7	TR	108304	511144	48642	505030	139369	3,120
11/2019	MI 7	MI 7	TR	109595	505038	153808	505019	139251	135
11/2019	MI 7	MI 7	TR	110019	505038	153808	505018	139250	3,127
11/2019	MI 7	MI 7	TR	110022	505038	153808	505034	139384	55
11/2019	MI 7	MI 7	TR	111493	511144	48642	505033	139382	34,762
11/2019	MI 7	MI 7	TR	111730	511136	277072	505038	153808	574
11/2019	MI 7	MI 7	TR	112110	505475	542527	505033	139382	7,344
11/2019	MI 7	MI 7	TR	113498	505038	153808	521008	11616	175
11/2019	MI 7	MI 7	TR	113709	505038	153808	523065	769472	261
11/2019	MI 7	MI 7	TR	113710	505038	153808	523025	338685	4,518
11/2019	MI 7	MI 7	TR	114567	505222	140358	505137	320550	152
11/2019	MI 7	MI 7	TR	114824	505230	153728	521606	216654	12
11/2019	MI 7	MI 7	TR	115717	505230	153728	521054	280435	4
11/2019	MI 7	MI 7	TR	118840	505038	153808	523025	338685	527
11/2019	MI 7	MI 7	TR	119973	505230	153728	523074	1292925	163
11/2019	MI 7	MI 7	TR	119973	510036	142164	523074	1292925	66
11/2019	MI 7	MI 7	TR	120592	505038	153808	520021	40785	8,591
11/2019	MI 7	MI 7	TR	121075	505038	153808	521636	22992	16
11/2019	MI 7	MI 7	TR	121075	511136	277072	505038	153808	70
11/2019	MI 7	MI 7	TR	122006	511162	153853	505017	139249	3,778
11/2019	MI 7	MI 7	TR	122065	511136	277072	521104	40849	137
11/2019	MI 7	MI 7	TR	122065	511136	277072	521704	40832	174
11/2019	MI 7	MI 7	TR	122065	511144	48642	521704	40832	3,090
11/2019	MI 7	MI 7	TR	124609	505038	153808	505028	139366	27
11/2019	MI 7	MI 7	TR	124947	505038	153808	521624	4375	4,346
11/2019	MI 7	MI 7	TR	124949	505038	153808	521948	4492	110
11/2019	MI 7	MI 7	TR	125045	505038	153808	505028	139366	1,912



VASCR351

ANR Pipeline Company Transportation Services Fuel By Route Analysis

Reporting Year: January - December 2019
Production 11/2019

<u>Production Period</u>	<u>Receipt Segment</u>	<u>Delivery Segment</u>	<u>Service Class</u>	<u>Svc Req. Contract</u>	<u>Receipt Location</u>	<u>Receipt Loc Prop</u>	<u>Delivery Location</u>	<u>Delivery Loc Prop</u>	<u>Fuel Quantity</u>
11/2019	MI 7	MI 7	TR	125056	505038	153808	505131	295958	886
11/2019	MI 7	MI 7	TR	125056	505131	295958	505038	153808	1,686
11/2019	MI 7	MI 7	TR	125195	505038	153808	521116	42078	1,912
11/2019	MI 7	MI 7	TR	125465	505038	153808	505017	139249	1,598
11/2019	MI 7	MI 7	TR	125861	505230	153728	523014	318733	181
11/2019	MI 7	MI 7	TR	125886	505230	153728	521058	282435	79
11/2019	MI 7	MI 7	TR	126190	505038	153808	505541	1181282	43
11/2019	MI 7	MI 7	TR	126196	505038	153808	505541	1181282	11
11/2019	MI 7	MI 7	TR	126335	511136	277072	505038	153808	194
11/2019	MI 7	MI 7	TR	126336	511136	277072	505038	153808	123
11/2019	MI 7	MI 7	TR	126355	505038	153808	505018	139250	2,051
11/2019	MI 7	MI 7	TR	126356	511136	277072	521138	11680	3,090
11/2019	MI 7	MI 7	TR	126507	505230	153728	523085	1402711	1
11/2019	MI 7	MI 7	TR	126599	505038	153808	505541	1181282	51
11/2019	MI 7	MI 7	TR	126599	505038	153808	521008	11616	51
11/2019	MI 7	MI 7	TR	126599	511136	277072	505541	1181282	42
11/2019	MI 7	MI 7	TR	126599	521985	278172	505038	153808	51
11/2019	MI 7	MI 7	TR	126846	511136	277072	521606	216654	29
11/2019	MI 7	MI 7	TR	127692	505038	153808	521962	139401	383
11/2019	MI 7	MI 7	TR	128315	505038	153808	521008	11616	5
11/2019	MI 7	MI 7	TR	128319	505038	153808	521008	11616	21
11/2019	MI 7	MI 7	TR	128408	505038	153808	521008	11616	19
11/2019	MI 7	MI 7	TR	128408	505038	153808	521118	11578	3
11/2019	MI 7	MI 7	TR	128408	505038	153808	521122	11751	9
11/2019	MI 7	MI 7	TR	128423	505038	153808	521008	11616	24
11/2019	MI 7	MI 7	TR	128423	505038	153808	521118	11578	16
11/2019	MI 7	MI 7	TR	129337	505038	153808	521008	11616	292
11/2019	MI 7	MI 7	TR	129337	505038	153808	521030	282436	582
11/2019	MI 7	MI 7	TR	129337	505038	153808	521118	11578	50
11/2019	MI 7	MI 7	TR	129337	505038	153808	521122	11751	23
11/2019	MI 7	MI 7	TR	129337	505038	153808	521124	11562	3
11/2019	MI 7	MI 7	TR	129337	505038	153808	521142	40477	29
11/2019	MI 7	MI 7	TR	129337	505038	153808	521162	11748	19



VASCR351

ANR Pipeline Company Transportation Services Fuel By Route Analysis

Reporting Year: *January - December 2019*
Production 11/2019

<u>Production Period</u>	<u>Receipt Segment</u>	<u>Delivery Segment</u>	<u>Service Class</u>	<u>Svc Req Contract</u>	<u>Receipt Location</u>	<u>Receipt Loc Prop</u>	<u>Delivery Location</u>	<u>Delivery Loc Prop</u>	<u>Fuel Quantity</u>
11/2019	MI 7	MI 7	TR	129337	505108	243097	521008	11616	104
11/2019	MI 7	MI 7	TR	129337	505222	140358	505137	320550	221
11/2019	MI 7	MI 7	TR	129337	510005	246067	521008	11616	1,007
11/2019	MI 7	MI 7	TR	129337	510005	246067	521030	282436	35
11/2019	MI 7	MI 7	TR	129337	511136	277072	521030	282436	131
11/2019	MI 7	MI 7	TR	129337	511158	48644	511136	277072	167
11/2019	MI 7	MI 7	TR	129337	511158	48644	521030	282436	1,029
11/2019	MI 7	MI 7	TR	129337	511158	48644	521116	42078	69
11/2019	MI 7	MI 7	TR	129753	505038	153808	521008	11616	17
11/2019	MI 7	MI 7	TR	129774	505038	153808	521008	11616	10
11/2019	MI 7	MI 7	TR	129978	505038	153808	505541	1181282	241
11/2019	MI 7	MI 7	TR	129978	511136	277072	505541	1181282	79
11/2019	MI 7	MI 7	TR	130625	505038	153808	521636	22992	561
11/2019	MI 7	MI 7	TR	130706	505038	153808	521932	138744	154
11/2019	MI 7	MI 7	TR	130706	505587	505587	521932	138744	16
11/2019	MI 7	MI 7	TR	130706	510005	246067	521008	11616	77
11/2019	MI 7	MI 7	TR	130706	511136	277072	505038	153808	3
11/2019	MI 7	MI 7	TR	131162	505038	153808	505108	243097	347
11/2019	MI 7	MI 7	TR	131162	505038	153808	511136	277072	424
11/2019	MI 7	MI 7	TR	131162	505038	153808	521008	11616	139
11/2019	MI 7	MI 7	TR	131162	505038	153808	521030	282436	809
11/2019	MI 7	MI 7	TR	131162	505222	140358	521122	11751	6
11/2019	MI 7	MI 7	TR	131162	505230	153728	521008	11616	8
11/2019	MI 7	MI 7	TR	131162	510005	246067	521008	11616	486
11/2019	MI 7	MI 7	TR	131162	510005	246067	521030	282436	72
11/2019	MI 7	MI 7	TR	131162	511136	277072	505038	153808	156
11/2019	MI 7	MI 7	TR	131162	511136	277072	521008	11616	139
11/2019	MI 7	MI 7	TR	131162	511136	277072	521030	282436	75
11/2019	MI 7	MI 7	TR	131162	511144	48642	521992	40419	104
11/2019	MI 7	MI 7	TR	131162	511158	48644	505038	153808	1,824



VASCR351

ANR Pipeline Company Transportation Services Fuel By Route Analysis

Reporting Year: *January - December 2019*
Production 11/2019

<u>Production Period</u>	<u>Receipt Segment</u>	<u>Delivery Segment</u>	<u>Service Class</u>	<u>Svc Req. Contract</u>	<u>Receipt Location</u>	<u>Receipt Loc Prop</u>	<u>Delivery Location</u>	<u>Delivery Loc Prop</u>	<u>Fuel Quantity</u>
11/2019	MI 7	MI 7	TR	131162	511158	48644	521030	282436	28
11/2019	MI 7	MI 7	TR	131176	505038	153808	521116	42078	257
11/2019	MI 7	MI 7	TR	131176	505038	153808	521636	22992	41
11/2019	MI 7	MI 7	TR	131176	505038	153808	521690	40892	158
11/2019	MI 7	MI 7	TR	131176	505038	153808	521932	138744	18
11/2019	MI 7	MI 7	TR	131176	510005	246067	505038	153808	1,283
11/2019	MI 7	MI 7	TR	131176	510005	246067	521636	22992	1,372
11/2019	MI 7	MI 7	TR	131176	510005	246067	521690	40892	5
11/2019	MI 7	MI 7	TR	131176	510005	246067	521690	40892	91
11/2019	MI 7	MI 7	TR	131177	505038	153808	521636	22992	19
11/2019	MI 7	MI 7	TR	131177	505038	153808	521690	40892	129
11/2019	MI 7	MI 7	TR	131177	505038	153808	521932	138744	90
11/2019	MI 7	MI 7	TR	131177	510005	246067	521636	22992	190
11/2019	MI 7	MI 7	TR	131177	511136	277072	505038	153808	3
11/2019	MI 7	MI 7	TR	131177	511136	277072	521690	40892	2
11/2019	MI 7	MI 7	TR	131193	505108	243097	505038	153808	270
11/2019	MI 7	MI 7	TR	131221	510005	246067	521098	108641	4
11/2019	MI 7	MI 7	TR	131221	510005	246067	521118	11578	129
11/2019	MI 7	MI 7	TR	131221	510005	246067	521122	11751	187
11/2019	MI 7	MI 7	TR	131221	510005	246067	521124	11562	114
11/2019	MI 7	MI 7	TR	131221	510005	246067	521138	11680	135
11/2019	MI 7	MI 7	TR	131221	510005	246067	521142	40477	86
11/2019	MI 7	MI 7	TR	131221	510005	246067	521144	11580	30
11/2019	MI 7	MI 7	TR	131221	510005	246067	521606	216654	191
11/2019	MI 7	MI 7	TR	131221	510005	246067	521670	40468	140
11/2019	MI 7	MI 7	TR	131221	511144	48642	521008	11616	1,035
11/2019	MI 7	MI 7	TR	131221	511144	48642	521098	108641	6
11/2019	MI 7	MI 7	TR	131221	511144	48642	521116	42078	12
11/2019	MI 7	MI 7	TR	131221	511144	48642	521118	11578	141
11/2019	MI 7	MI 7	TR	131221	511144	48642	521122	11751	208
11/2019	MI 7	MI 7	TR	131221	511144	48642	521124	11562	108
11/2019	MI 7	MI 7	TR	131221	511144	48642	521138	11680	132
11/2019	MI 7	MI 7	TR	131221	511144	48642	521142	40477	61



VASCR351

ANR Pipeline Company Transportation Services Fuel By Route Analysis

Reporting Year: *January - December 2019*
Production 11/2019

<u>Production Period</u>	<u>Receipt Segment</u>	<u>Delivery Segment</u>	<u>Service Class</u>	<u>Svc Req Contract</u>	<u>Receipt Location</u>	<u>Receipt Loc Prop</u>	<u>Delivery Location</u>	<u>Delivery Loc Prop</u>	<u>Fuel Quantity</u>
11/2019	MI 7	MI 7	TR	131221	511144	48642	521144	11580	30
11/2019	MI 7	MI 7	TR	131221	511144	48642	521606	216654	166
11/2019	MI 7	MI 7	TR	131221	511144	48642	521670	40468	126
11/2019	MI 7	MI 7	TR	131644	505038	153808	511136	277072	18
11/2019	MI 7	MI 7	TR	131644	505038	153808	521008	11616	142
11/2019	MI 7	MI 7	TR	131644	505038	153808	521122	11751	3
11/2019	MI 7	MI 7	TR	131644	505038	153808	521636	22992	7
11/2019	MI 7	MI 7	TR	131644	510005	246067	505038	153808	11
11/2019	MI 7	MI 7	TR	131644	510005	246067	521008	11616	426
11/2019	MI 7	MI 7	TR	131644	510005	246067	521116	42078	2
11/2019	MI 7	MI 7	TR	131644	511136	277072	505038	153808	109
11/2019	MI 7	MI 7	TR	131644	511136	277072	521008	11616	234
11/2019	MI 7	MI 7	TR	131644	511136	277072	521636	22992	112
11/2019	MI 7	MI 7	TR	131644	511158	48644	521116	42078	12
11/2019	MI 7	MI 7	TR	131644	511158	48644	521962	139401	22
11/2019	MI 7	MI 7	TR	131644	511158	48644	523052	467243	3
11/2019	MI 7	MI 7	TR	131644	511158	48644	505541	1181282	59
11/2019	MI 7	MI 7	TR	131853	505038	153808	505541	1181282	37
11/2019	MI 7	MI 7	TR	131854	505038	153808	521606	216654	891
11/2019	MI 7	MI 7	TR	131998	511136	277072	521008	11616	13
11/2019	MI 7	MI 7	TR	132082	505038	153808	505038	153808	9
11/2019	MI 7	MI 7	TR	132082	510005	246067	521008	11616	7
11/2019	MI 7	MI 7	TR	132082	510005	246067	521118	11578	39
11/2019	MI 7	MI 7	TR	132082	510005	246067	521636	22992	16
11/2019	MI 7	MI 7	TR	132082	511136	277072	521670	40468	4
11/2019	MI 7	MI 7	TR	132082	511136	277072	521008	11616	9
11/2019	MI 7	MI 7	TR	132083	505038	153808	521074	40470	11
11/2019	MI 7	MI 7	TR	132083	505038	153808	521118	11578	13
11/2019	MI 7	MI 7	TR	132083	505038	153808	521966	216338	1
11/2019	MI 7	MI 7	TR	132083	510005	246067	505038	153808	4
11/2019	MI 7	MI 7	TR	132083	510005	246067	521008	11616	49
11/2019	MI 7	MI 7	TR	132083	510005	246067	521118	11578	3
11/2019	MI 7	MI 7	TR	132083	510005	246067	521122	11751	24



VASCR351

ANR Pipeline Company Transportation Services Fuel By Route Analysis

Reporting Year: *January - December 2019*
Production 11/2019

<u>Production Period</u>	<u>Receipt Segment</u>	<u>Delivery Segment</u>	<u>Service Class</u>	<u>Svc Req Contract</u>	<u>Receipt Location</u>	<u>Receipt Loc Prop</u>	<u>Delivery Location</u>	<u>Delivery Loc Prop</u>	<u>Fuel Quantity</u>
11/2019	MI 7	MI 7	TR	132083	510005	246067	521142	40477	9
11/2019	MI 7	MI 7	TR	132083	510005	246067	521146	11785	3
11/2019	MI 7	MI 7	TR	132083	510005	246067	521162	11748	20
11/2019	MI 7	MI 7	TR	132096	505038	153808	511136	277072	43
11/2019	MI 7	MI 7	TR	132096	505038	153808	523008	312117	149
11/2019	MI 7	MI 7	TR	132096	510005	246067	505038	153808	46
11/2019	MI 7	MI 7	TR	132096	510005	246067	523008	312117	98
11/2019	MI 7	MI 7	TR	132096	511136	277072	505038	153808	1,826
11/2019	MI 7	MI 7	TR	132096	511136	277072	523008	312117	691
11/2019	MI 7	MI 7	TR	132168	505038	153808	505541	1181282	37
11/2019	MI 7	MI 7	TR	132168	505038	153808	511136	277072	104
11/2019	MI 7	MI 7	TR	132168	505038	153808	521116	42078	139
11/2019	MI 7	MI 7	TR	132168	505038	153808	521118	11578	10
11/2019	MI 7	MI 7	TR	132168	505038	153808	521636	22992	26
11/2019	MI 7	MI 7	TR	132168	505038	153808	521670	40468	4
11/2019	MI 7	MI 7	TR	132168	505038	153808	521690	40892	13
11/2019	MI 7	MI 7	TR	132168	505038	153808	521985	278172	468
11/2019	MI 7	MI 7	TR	132168	511136	277072	505038	153808	1,141
11/2019	MI 7	MI 7	TR	132168	511136	277072	521098	108641	26
11/2019	MI 7	MI 7	TR	132168	511136	277072	521116	42078	85
11/2019	MI 7	MI 7	TR	132168	511136	277072	521118	11578	42
11/2019	MI 7	MI 7	TR	132168	511136	277072	521636	22992	26
11/2019	MI 7	MI 7	TR	132168	511136	277072	521670	40468	11
11/2019	MI 7	MI 7	TR	132168	511136	277072	521690	40892	220
11/2019	MI 7	MI 7	TR	132168	521985	278172	521690	40892	65
11/2019	MI 7	MI 7	TR	132243	505038	153808	521962	139401	4
11/2019	MI 7	MI 7	TR	132243	511128	139396	521636	22992	2
11/2019	MI 7	MI 7	TR	132267	511136	277072	521074	40470	39
11/2019	MI 7	MI 7	TR	132267	511136	277072	521690	40892	4
11/2019	MI 7	MI 7	TR	132401	505038	153808	521008	11616	45
11/2019	MI 7	MI 7	TR	132517	505038	153808	523008	312117	675
11/2019	MI 7	MI 7	TR	132517	511136	277072	523008	312117	157
11/2019	MI 7	MI 7	TR	132521	505038	153808	523008	312117	525



VASCR351

ANR Pipeline Company Transportation Services Fuel By Route Analysis

Reporting Year: *January - December 2019*
Production 11/2019

<u>Production Period</u>	<u>Receipt Segment</u>	<u>Delivery Segment</u>	<u>Service Class</u>	<u>Svc Req Contract</u>	<u>Receipt Location</u>	<u>Receipt Loc Prop</u>	<u>Delivery Location</u>	<u>Delivery Loc Prop</u>	<u>Fuel Quantity</u>
11/2019	MI 7	MI 7	TR	132521	510005	246067	523008	312117	58
11/2019	MI 7	MI 7	TR	132529	505038	153808	505017	139249	1,755
11/2019	MI 7	MI 7	TR	132544	505038	153808	511136	277072	240
11/2019	MI 7	MI 7	TR	132544	505038	153808	523008	312117	2,601
11/2019	MI 7	MI 7	TR	132544	510005	246067	505038	153808	1
11/2019	MI 7	MI 7	TR	132544	510005	246067	523008	312117	818
11/2019	MI 7	MI 7	TR	132544	511136	277072	505038	153808	574
11/2019	MI 7	MI 7	TR	132544	511136	277072	523008	312117	4,941
11/2019	MI 7	MI 7	TR	132544	513023	120743	523008	312117	7
11/2019	MI 7	MI 7	TR	132582	505038	153808	505108	243097	258
11/2019	MI 7	MI 7	TR	132582	505038	153808	511136	277072	75
11/2019	MI 7	MI 7	TR	132582	505038	153808	521008	11616	125
11/2019	MI 7	MI 7	TR	132582	510005	246067	521008	11616	34
11/2019	MI 7	MI 7	TR	132582	511136	277072	505038	153808	40
11/2019	MI 7	MI 7	TR	132582	511136	277072	505541	1181282	56
11/2019	MI 7	MI 7	TR	132582	511136	277072	521008	11616	1,524
11/2019	MI 7	MI 7	TR	132582	511136	277072	521690	40892	39
11/2019	MI 7	MI 7	TR	132582	521985	278172	505038	153808	104
11/2019	MI 7	MI 7	TR	132582	521985	278172	521008	11616	69
11/2019	MI 7	MI 7	TR	132590	505038	153808	511136	277072	41
11/2019	MI 7	MI 7	TR	132590	505038	153808	521008	11616	2,006
11/2019	MI 7	MI 7	TR	132590	505038	153808	521030	282436	2,650
11/2019	MI 7	MI 7	TR	132590	505038	153808	521080	138675	23
11/2019	MI 7	MI 7	TR	132590	505038	153808	523086	523086	6
11/2019	MI 7	MI 7	TR	132590	505038	153808	523090	523090	144
11/2019	MI 7	MI 7	TR	132590	505108	243097	521008	11616	38
11/2019	MI 7	MI 7	TR	132590	505108	243097	521030	282436	220
11/2019	MI 7	MI 7	TR	132590	505222	140358	505137	320550	7,710
11/2019	MI 7	MI 7	TR	132590	505230	153728	521030	282436	131
11/2019	MI 7	MI 7	TR	132590	510005	246067	505038	153808	208
11/2019	MI 7	MI 7	TR	132590	510005	246067	521008	11616	762
11/2019	MI 7	MI 7	TR	132590	510005	246067	521030	282436	2,322
11/2019	MI 7	MI 7	TR	132590	510005	246067	521116	42078	320



VASCR351

ANR Pipeline Company Transportation Services Fuel By Route Analysis

Reporting Year: *January - December 2019*
Production 11/2019

<u>Production Period</u>	<u>Receipt Segment</u>	<u>Delivery Segment</u>	<u>Service Class</u>	<u>Svc Req Contract</u>	<u>Receipt Location</u>	<u>Receipt Loc Prop</u>	<u>Delivery Location</u>	<u>Delivery Loc Prop</u>	<u>Fuel Quantity</u>
11/2019	MI 7	MI 7	TR	132590	510005	246067	521636	22992	148
11/2019	MI 7	MI 7	TR	132590	510029	2610	505038	153808	60
11/2019	MI 7	MI 7	TR	132590	510029	2610	521008	11616	163
11/2019	MI 7	MI 7	TR	132590	510029	2610	521030	282436	101
11/2019	MI 7	MI 7	TR	132590	511136	277072	505137	320550	93
11/2019	MI 7	MI 7	TR	132590	511136	277072	521008	11616	205
11/2019	MI 7	MI 7	TR	132590	511136	277072	521030	282436	141
11/2019	MI 7	MI 7	TR	132590	511144	48642	521992	40419	84
11/2019	MI 7	MI 7	TR	132590	511158	48644	505038	153808	841
11/2019	MI 7	MI 7	TR	132590	511158	48644	505137	320550	75
11/2019	MI 7	MI 7	TR	132590	511158	48644	521030	282436	2,387
11/2019	MI 7	MI 7	TR	132590	511158	48644	521116	42078	337
11/2019	MI 7	MI 7	TR	132590	521985	278172	521030	282436	104
11/2019	MI 7	MI 7	TR	132595	505038	153808	511136	277072	21
11/2019	MI 7	MI 7	TR	132595	511136	277072	505038	153808	159
11/2019	MI 7	MI 7	TR	132600	505038	153808	521016	4196	208
11/2019	MI 7	MI 7	TR	132600	510005	246067	505038	153808	735
11/2019	MI 7	MI 7	TR	132600	511136	277072	505038	153808	585
11/2019	MI 7	MI 7	TR	132600	511144	48642	521016	4196	45
11/2019	MI 7	MI 7	TR	132610	505038	153808	511136	277072	251
11/2019	MI 7	MI 7	TR	132610	505038	153808	523008	312117	2,501
11/2019	MI 7	MI 7	TR	132610	510005	246067	505038	153808	82
11/2019	MI 7	MI 7	TR	132610	510005	246067	523008	312117	380
11/2019	MI 7	MI 7	TR	132610	511136	277072	505038	153808	4,543
11/2019	MI 7	MI 7	TR	132610	511136	277072	523008	312117	1,192
11/2019	MI 7	MI 7	TR	132620	505038	153808	510005	246067	25
11/2019	MI 7	MI 7	TR	132620	505038	153808	521008	11616	71
11/2019	MI 7	MI 7	TR	132620	505038	153808	521690	40892	56
11/2019	MI 7	MI 7	TR	132620	505038	153808	521932	138744	85
11/2019	MI 7	MI 7	TR	132620	505587	505587	521142	40477	35
11/2019	MI 7	MI 7	TR	132620	505587	505587	521144	11580	35
11/2019	MI 7	MI 7	TR	132620	505587	505587	521932	138744	35
11/2019	MI 7	MI 7	TR	132620	510005	246067	521008	11616	398



VASCR351

ANR Pipeline Company Transportation Services Fuel By Route Analysis

Reporting Year: January - December 2019
Production 11/2019

<u>Production Period</u>	<u>Receipt Segment</u>	<u>Delivery Segment</u>	<u>Service Class</u>	<u>Svc Req Contract</u>	<u>Receipt Location</u>	<u>Receipt Loc Prop</u>	<u>Delivery Location</u>	<u>Delivery Loc Prop</u>	<u>Fuel Quantity</u>
11/2019	MI 7	MI 7	TR	132620	510005	246067	521690	40892	54
11/2019	MI 7	MI 7	TR	132620	511136	277072	521008	11616	16
11/2019	MI 7	MI 7	TR	132620	511136	277072	521690	40892	28
11/2019	MI 7	MI 7	TR	132660	511128	139396	521636	22992	13
11/2019	MI 7	MI 7	TR	132660	511162	153853	521985	278172	15
11/2019	MI 7	MI 7	TR	132682	505038	153808	521008	11616	45
11/2019	MI 7	MI 7	TR	132682	505038	153808	521118	11578	4
11/2019	MI 7	MI 7	TR	132682	505038	153808	521124	11562	10
11/2019	MI 7	MI 7	TR	132682	505038	153808	521144	11580	2
11/2019	MI 7	MI 7	TR	132682	505038	153808	521146	11785	11
11/2019	MI 7	MI 7	TR	132682	510005	246067	505038	153808	57
11/2019	MI 7	MI 7	TR	132682	510005	246067	521008	11616	228
11/2019	MI 7	MI 7	TR	132682	510005	246067	521636	22992	234
11/2019	MI 7	MI 7	TR	132682	511136	277072	505038	153808	169
11/2019	MI 7	MI 7	TR	132682	511136	277072	521008	11616	85
11/2019	MI 7	MI 7	TR	132682	511136	277072	521116	42078	4
11/2019	MI 7	MI 7	TR	132682	511136	277072	521118	11578	6
11/2019	MI 7	MI 7	TR	132682	511136	277072	521138	11680	5
11/2019	MI 7	MI 7	TR	132682	511136	277072	521142	40477	7
11/2019	MI 7	MI 7	TR	132682	511136	277072	521144	11580	5
11/2019	MI 7	MI 7	TR	132682	511136	277072	521156	11572	2
11/2019	MI 7	MI 7	TR	132682	511136	277072	521636	22992	49
11/2019	MI 7	MI 7	TR	132682	511158	48644	505038	153808	57
11/2019	MI 7	MI 7	TR	132698	505038	153808	511136	277072	165
11/2019	MI 7	MI 7	TR	132698	511136	277072	505038	153808	46
11/2019	MI 7	MI 7	TR	132706	511136	277072	505038	153808	570
11/2019	MI 7	MI 7	TR	132712	505038	153808	511136	277072	327
11/2019	MI 7	MI 7	TR	132712	505038	153808	521008	11616	640
11/2019	MI 7	MI 7	TR	132712	505038	153808	521690	40892	81
11/2019	MI 7	MI 7	TR	132712	511136	277072	505038	153808	1,843
11/2019	MI 7	MI 7	TR	132712	511136	277072	521008	11616	225
11/2019	MI 7	MI 7	TR	132712	511136	277072	521636	22992	69
11/2019	MI 7	MI 7	TR	132712	511136	277072	521690	40892	79



VASCR351

**ANR Pipeline Company
Transportation Services
Fuel By Route Analysis**

Reporting Year: *January - December 2019*
Production 11/2019

<u>Production Period</u>	<u>Receipt Segment</u>	<u>Delivery Segment</u>	<u>Service Class</u>	<u>Svc Req Contract</u>	<u>Receipt Location</u>	<u>Receipt Loc Prop</u>	<u>Delivery Location</u>	<u>Delivery Loc Prop</u>	<u>Fuel Quantity</u>
11/2019	MI 7	MI 7	TR	132740	505038	153808	521016	4196	50
11/2019	MI 7	MI 7	TR	132740	505038	153808	521080	138675	70
11/2019	MI 7	MI 7	TR	132740	505038	153808	521932	138744	4
11/2019	MI 7	MI 7	TR	132799	511136	277072	505038	153808	518
11/2019	MI 7	MI 7	TR	132799	511136	277072	521008	11616	56
11/2019	MI 7	MI 7	TR	132805	505038	153808	511136	277072	196
11/2019	MI 7	MI 7	TR	132805	505038	153808	521690	40892	127
11/2019	MI 7	MI 7	TR	132805	511136	277072	505038	153808	320
11/2019	MI 7	MI 7	TR	132904	511136	277072	505038	153808	276
11/2019	MI 7	MI 7	TR	132904	511136	277072	521008	11616	1,293
11/2019	MI 7	MI 7	TR	132908	505038	153808	521008	11616	28
11/2019	MI 7	MI 7	TR	132910	511136	277072	505038	153808	732
11/2019	MI 7	MI 7	TR	132910	511136	277072	521008	11616	31
11/2019	MI 7	MI 7	TR	132918	505038	153808	521008	11616	281
11/2019	MI 7	MI 7	TR	132918	505038	153808	521116	42078	7
11/2019	MI 7	MI 7	TR	132918	505038	153808	521636	22992	227
11/2019	MI 7	MI 7	TR	132918	505038	153808	521985	278172	33
11/2019	MI 7	MI 7	TR	132918	510005	246067	505038	153808	418
11/2019	MI 7	MI 7	TR	132918	510005	246067	521008	11616	1,157
11/2019	MI 7	MI 7	TR	132918	510005	246067	521074	40470	42
11/2019	MI 7	MI 7	TR	132918	510005	246067	521118	11578	46
11/2019	MI 7	MI 7	TR	132918	510005	246067	521122	11751	28
11/2019	MI 7	MI 7	TR	132918	510005	246067	521142	40477	63
11/2019	MI 7	MI 7	TR	132918	510005	246067	521162	11748	69
11/2019	MI 7	MI 7	TR	132918	510005	246067	521636	22992	130
11/2019	MI 7	MI 7	TR	132918	510005	246067	523052	467243	4
11/2019	MI 7	MI 7	TR	132918	511136	277072	505038	153808	323
11/2019	MI 7	MI 7	TR	132918	511136	277072	521008	11616	970
11/2019	MI 7	MI 7	TR	132918	511136	277072	521074	40470	6
11/2019	MI 7	MI 7	TR	132918	511136	277072	521122	11751	16
11/2019	MI 7	MI 7	TR	132918	511136	277072	521124	11562	32
11/2019	MI 7	MI 7	TR	132918	511136	277072	521138	11680	10
11/2019	MI 7	MI 7	TR	132918	511136	277072	521142	40477	33



VASCR351

ANR Pipeline Company Transportation Services Fuel By Route Analysis

Reporting Year: *January - December 2019*
Production: *11/2019*

<u>Production Period</u>	<u>Receipt Segment</u>	<u>Delivery Segment</u>	<u>Service Class</u>	<u>Svc Req Contract</u>	<u>Receipt Location</u>	<u>Receipt Loc Prop</u>	<u>Delivery Location</u>	<u>Delivery Loc Prop</u>	<u>Fuel Quantity</u>
11/2019	MI 7	MI 7	TR	132918	511136	277072	521162	11748	43
11/2019	MI 7	MI 7	TR	132918	511136	277072	521636	22992	102
11/2019	MI 7	MI 7	TR	132918	511136	277072	521670	40468	7
11/2019	MI 7	MI 7	TR	132918	511136	277072	523052	467243	5
11/2019	MI 7	MI 7	TR	133111	505038	153808	505541	1181282	81
11/2019	MI 7	MI 7	TR	133111	505038	153808	521116	42078	38
11/2019	MI 7	MI 7	TR	133111	505038	153808	521138	11680	17
11/2019	MI 7	MI 7	TR	133111	505038	153808	521636	22992	56
11/2019	MI 7	MI 7	TR	133111	505038	153808	521985	278172	69
11/2019	MI 7	MI 7	TR	133111	511136	277072	521690	40892	103
11/2019	MI 7	MI 7	TR	133176	505038	153808	511136	277072	13
11/2019	MI 7	MI 7	TR	133176	505038	153808	521932	138744	204
11/2019	MI 7	MI 7	TR	133176	511136	277072	521008	11616	350
11/2019	MI 7	MI 7	TR	133176	511136	277072	521690	40892	139
11/2019	MI 7	MI 7	TR	133245	505038	153808	511136	277072	433
11/2019	MI 7	MI 7	TR	133245	505038	153808	521690	40892	306
11/2019	MI 7	MI 7	TR	133245	511136	277072	521690	40892	90
11/2019	MI 7	MI 7	TR	133260	510005	246067	521008	11616	79
11/2019	MI 7	MI 7	TR	133260	510005	246067	521606	216654	324
11/2019	MI 7	MI 7	TR	133260	511136	277072	521606	216654	2
11/2019	MI 7	MI 7	TR	133260	511144	48642	521008	11616	285
11/2019	MI 7	MI 7	TR	133260	511144	48642	521606	216654	174
11/2019	MI 7	MI 7	TR	133261	510005	246067	521008	11616	96
11/2019	MI 7	MI 7	TR	133261	510005	246067	521606	216654	441
11/2019	MI 7	MI 7	TR	133261	511136	277072	521116	42078	3
11/2019	MI 7	MI 7	TR	133261	511144	48642	521008	11616	642
11/2019	MI 7	MI 7	TR	133261	511144	48642	521606	216654	3
11/2019	MI 7	MI 7	TR	133262	510005	246067	521008	11616	647
11/2019	MI 7	MI 7	TR	133262	510005	246067	521606	216654	114
11/2019	MI 7	MI 7	TR	133262	511136	277072	521116	42078	3
11/2019	MI 7	MI 7	TR	133262	511144	48642	521008	11616	152
11/2019	MI 7	MI 7	TR	133262	511144	48642	521074	40470	16
11/2019	MI 7	MI 7	TR	133262	511144	48642	521606	216654	78



VASCR351

**ANR Pipeline Company
Transportation Services
Fuel By Route Analysis**

Reporting Year: January - December 2019
Production 11/2019

<u>Production Period</u>	<u>Receipt Segment</u>	<u>Delivery Segment</u>	<u>Service Class</u>	<u>Svc Req Contract</u>	<u>Receipt Location</u>	<u>Receipt Loc Prop</u>	<u>Delivery Location</u>	<u>Delivery Loc Prop</u>	<u>Fuel Quantity</u>
11/2019	MI 7	MI 7	TR	133263	510005	246067	521008	11616	16
11/2019	MI 7	MI 7	TR	133263	510005	246067	521074	40470	1,087
11/2019	MI 7	MI 7	TR	133263	510005	246067	521142	40477	101
11/2019	MI 7	MI 7	TR	133263	510005	246067	521144	11580	45
11/2019	MI 7	MI 7	TR	133263	510005	246067	521162	11748	49
11/2019	MI 7	MI 7	TR	133263	510005	246067	521606	216654	7
11/2019	MI 7	MI 7	TR	133263	510005	246067	521966	216338	15
11/2019	MI 7	MI 7	TR	133263	510005	246067	523052	467243	134
11/2019	MI 7	MI 7	TR	133263	511136	277072	521074	40470	99
11/2019	MI 7	MI 7	TR	133263	511136	277072	521606	216654	11
11/2019	MI 7	MI 7	TR	133263	511136	277072	521690	40892	7
11/2019	MI 7	MI 7	TR	133263	511144	48642	521008	11616	1,548
11/2019	MI 7	MI 7	TR	133263	511144	48642	521074	40470	1,042
11/2019	MI 7	MI 7	TR	133263	511144	48642	521116	42078	28
11/2019	MI 7	MI 7	TR	133263	511144	48642	521142	40477	141
11/2019	MI 7	MI 7	TR	133263	511144	48642	521144	11580	47
11/2019	MI 7	MI 7	TR	133263	511144	48642	521162	11748	37
11/2019	MI 7	MI 7	TR	133263	511144	48642	521606	216654	244
11/2019	MI 7	MI 7	TR	133263	511144	48642	521966	216338	15
11/2019	MI 7	MI 7	TR	133263	511144	48642	523052	467243	180
11/2019	MI 7	MI 7	TR	133264	510005	246067	521008	11616	150
11/2019	MI 7	MI 7	TR	133264	511144	48642	521008	11616	10
11/2019	MI 7	MI 7	TR	133265	510005	246067	521008	11616	150
11/2019	MI 7	MI 7	TR	133265	511144	48642	521008	11616	10
11/2019	MI 7	MI 7	TR	133295	505038	153808	511136	277072	19
11/2019	MI 7	MI 7	TR	133300	505038	153808	505108	243097	139
11/2019	MI 7	MI 7	TR	133300	505108	243097	521008	11616	417
11/2019	MI 7	MI 7	TR	133301	510005	246067	523008	312117	2
11/2019	MI 7	MI 7	TR	133301	511136	277072	505038	153808	27
11/2019	MI 7	MI 7	TR	133305	510005	246067	505038	153808	5
11/2019	MI 7	MI 7	TR	133305	511136	277072	505038	153808	1
11/2019	MI 7	MI 7	TR	133305	511136	277072	523008	312117	15
11/2019	MI 7	MI 7	TR	133329	505038	153808	521932	138744	2



VASCR351

**ANR Pipeline Company
Transportation Services
Fuel By Route Analysis**

Reporting Year: *January - December 2019*
Production 11/2019

<u>Production Period</u>	<u>Receipt Segment</u>	<u>Delivery Segment</u>	<u>Service Class</u>	<u>Svc Req Contract</u>	<u>Receipt Location</u>	<u>Receipt Loc Prop</u>	<u>Delivery Location</u>	<u>Delivery Loc Prop</u>	<u>Fuel Quantity</u>
11/2019	MI 7	MI 7	TR	133337	505038	153808	521932	138744	73
11/2019	MI 7	MI 7	TR	133340	505038	153808	521932	138744	170
11/2019	MI 7	MI 7	TR	133347	505038	153808	521932	138744	4
11/2019	MI 7	MI 7	TR	133359	505038	153808	521932	138744	26
11/2019	MI 7	MI 7	TR	133410	505038	153808	521932	138744	46
11/2019	MI 7	MI 7	TR	133440	505038	153808	521932	138744	36
11/2019	MI 7	MI 7	TR	133449	505038	153808	521932	138744	27
11/2019	MI 7	MI 7	TR	133461	505038	153808	521932	138744	34
11/2019	MI 7	MI 7	TR	133467	505108	243097	521636	22992	32
11/2019	MI 7	MI 7	TR	133467	511136	277072	521636	22992	171
11/2019	MI 7	MI 7	TR	133467	511144	48642	521008	11616	1,050
11/2019	MI 7	MI 7	TR	133473	511136	277072	521670	40468	16
11/2019	MI 7	MI 7	TR	133477	505038	153808	511136	277072	392
11/2019	MI 7	MI 7	TR	133477	505038	153808	521008	11616	392
11/2019	MI 7	MI 7	TR	133477	505038	153808	521636	22992	171
11/2019	MI 7	MI 7	TR	133477	505038	153808	521690	40892	124
11/2019	MI 7	MI 7	TR	133496	505038	153808	505038	153808	1,959
11/2019	MI 7	MI 7	TR	133496	511136	277072	505038	153808	417
11/2019	MI 7	MI 7	TR	133496	511158	48644	521008	11616	154
11/2019	MI 7	MI 7	TR	133522	505038	153808	521690	40892	210
11/2019	MI 7	MI 7	TR	133522	505038	153808	521030	282436	210
11/2019	MI 7	MI 7	TR	133522	511136	277072	521030	282436	140
11/2019	MI 7	MI 7	TR	133522	511136	277072	521030	282436	210
11/2019	MI 7	MI 7	TR	133525	505038	153808	511136	277072	812
11/2019	MI 7	MI 7	TR	133525	505038	153808	521690	40892	626
11/2019	MI 7	MI 7	TR	133525	511136	277072	505038	153808	223
11/2019	MI 7	MI 7	TR	133525	511136	277072	521690	40892	69
11/2019	MI 7	MI 7	TR	133525	505038	153808	511136	277072	73
11/2019	MI 7	MI 7	TR	133525	505038	153808	521636	22992	34
11/2019	MI 7	MI 7	TR	133525	505038	153808	521690	40892	17
11/2019	MI 7	MI 7	TR	133525	511136	277072	505038	153808	53
11/2019	MI 7	MI 7	TR	133526	505038	153808	511136	277072	271
11/2019	MI 7	MI 7	TR	133526	505038	153808	521690	40892	239
11/2019	MI 7	MI 7	TR	133526	511136	277072	505038	153808	335



VASCR351

ANR Pipeline Company Transportation Services Fuel By Route Analysis

Reporting Year: *January - December 2019*
Production 11/2019

<u>Production Period</u>	<u>Receipt Segment</u>	<u>Delivery Segment</u>	<u>Service Class</u>	<u>Svc Req Contract</u>	<u>Receipt Location</u>	<u>Receipt Loc Prop</u>	<u>Delivery Location</u>	<u>Delivery Loc Prop</u>	<u>Fuel Quantity</u>
11/2019	MI 7	MI 7	TR	133526	511136	277072	521690	40892	95
11/2019	MI 7	MI 7	TR	133526	511158	48644	505038	153808	69
11/2019	MI 7	MI 7	TR	133526	511158	48644	511136	277072	207
11/2019	MI 7	MI 7	TR	133527	505038	153808	511136	277072	178
11/2019	MI 7	MI 7	TR	133527	505038	153808	521690	40892	59
11/2019	MI 7	MI 7	TR	133527	511136	277072	505038	153808	126
11/2019	MI 7	MI 7	TR	133527	511136	277072	521690	40892	7
11/2019	MI 7	MI 7	TR	133527	511158	48644	505038	153808	29
11/2019	MI 7	MI 7	TR	133527	511158	48644	511136	277072	87
11/2019	MI 7	MI 7	TR	133528	505038	153808	521138	11680	85
11/2019	MI 7	MI 7	TR	133528	511136	277072	521138	11680	1
11/2019	MI 7	MI 7	TR	133528	511136	277072	523052	467243	2
11/2019	MI 7	MI 7	TR	133529	505038	153808	511136	277072	108
11/2019	MI 7	MI 7	TR	133529	505038	153808	521008	11616	150
11/2019	MI 7	MI 7	TR	133529	505038	153808	521142	40477	210
11/2019	MI 7	MI 7	TR	133529	505038	153808	521144	11580	210
11/2019	MI 7	MI 7	TR	133529	505038	153808	521690	40892	125
11/2019	MI 7	MI 7	TR	133529	505038	153808	521932	138744	420
11/2019	MI 7	MI 7	TR	133529	505038	153808	521985	278172	65
11/2019	MI 7	MI 7	TR	133529	505587	505587	521008	11616	1,759
11/2019	MI 7	MI 7	TR	133529	505587	505587	521142	40477	35
11/2019	MI 7	MI 7	TR	133529	505587	505587	521144	11580	35
11/2019	MI 7	MI 7	TR	133529	505587	505587	521932	138744	39
11/2019	MI 7	MI 7	TR	133529	510005	246067	505038	153808	292
11/2019	MI 7	MI 7	TR	133529	510005	246067	521690	40892	178
11/2019	MI 7	MI 7	TR	133529	511136	277072	505038	153808	49
11/2019	MI 7	MI 7	TR	133529	511136	277072	521008	11616	1
11/2019	MI 7	MI 7	TR	133529	511136	277072	521636	22992	17
11/2019	MI 7	MI 7	TR	133529	511136	277072	521690	40892	542
11/2019	MI 7	MI 7	TR	133530	505038	153808	505108	243097	139
11/2019	MI 7	MI 7	TR	133530	521985	278172	505038	153808	126
11/2019	MI 7	MI 7	TR	133531	521985	278172	505038	153808	18
11/2019	MI 7	MI 7	TR	133543	505038	153808	521985	278172	26



VASCR351

ANR Pipeline Company Transportation Services Fuel By Route Analysis

Reporting Year: January - December 2019
Production 11/2019

<u>Production Period</u>	<u>Receipt Segment</u>	<u>Delivery Segment</u>	<u>Service Class</u>	<u>Svc Req Contract</u>	<u>Receipt Location</u>	<u>Receipt Loc Prop</u>	<u>Delivery Location</u>	<u>Delivery Loc Prop</u>	<u>Fuel Quantity</u>
11/2019	MI 7	MI 7	TR	133543	511136	277072	505038	153808	333
11/2019	MI 7	MI 7	TR	133543	511136	277072	521116	42078	12
11/2019	MI 7	MI 7	TR	133543	511136	277072	521690	40892	31
11/2019	MI 7	MI 7	TR	133563	505038	153808	521008	11616	793
11/2019	MI 7	MI 7	TR	133563	505038	153808	521636	22992	45
11/2019	MI 7	MI 7	TR	133563	505038	153808	521985	278172	22
11/2019	MI 7	MI 7	TR	133563	505038	153808	523052	467243	5
11/2019	MI 7	MI 7	TR	133563	510005	246067	505038	153808	14
11/2019	MI 7	MI 7	TR	133563	510005	246067	521008	11616	230
11/2019	MI 7	MI 7	TR	133563	510005	246067	521636	22992	156
11/2019	MI 7	MI 7	TR	133563	511136	277072	505038	153808	882
11/2019	MI 7	MI 7	TR	133563	511136	277072	521008	11616	509
11/2019	MI 7	MI 7	TR	133563	511136	277072	521636	22992	345
11/2019	MI 7	MI 7	TR	133571	505038	153808	521008	11616	13
11/2019	MI 7	MI 7	TR	133571	511136	277072	521008	11616	1,170
11/2019	MI 7	MI 7	TR	133571	511144	48642	521008	11616	241
11/2019	MI 7	MI 7	TR	133572	505038	153808	521932	138744	23
11/2019	MI 7	MI 7	TR	133572	511128	139396	521636	22992	80
11/2019	MI 7	MI 7	TR	133572	511136	277072	521124	11562	2
11/2019	MI 7	MI 7	TR	133572	511136	277072	521942	198847	10
11/2019	MI 7	MI 7	TR	133574	511136	277072	521008	11616	4
11/2019	MI 7	MI 7	TR	133574	511136	277072	521142	40477	6
11/2019	MI 7	MI 7	TR	133574	511136	277072	521144	11580	22
11/2019	MI 7	MI 7	TR	133575	511136	277072	505038	153808	188
11/2019	MI 7	MI 7	TR	133575	511136	277072	521008	11616	19
11/2019	MI 7	MI 7	TR	133575	511136	277072	521074	40470	39
11/2019	MI 7	MI 7	TR	133575	511136	277072	521670	40468	55
11/2019	MI 7	MI 7	TR	133581	511136	277072	521008	11616	858
11/2019	MI 7	MI 7	TR	133584	511136	277072	505017	139249	666
11/2019	MI 7	MI 7	TR	133605	505038	153808	505137	320550	69
11/2019	MI 7	MI 7	TR	133607	505038	153808	521030	282436	529
11/2019	MI 7	MI 7	TR	133607	510005	246067	521030	282436	345
11/2019	MI 7	MI 7	TR	133607	510029	2610	521030	282436	24



VASCR351

**ANR Pipeline Company
Transportation Services
Fuel By Route Analysis**

Reporting Year: *January - December 2019*
Production 11/2019

<u>Production Period</u>	<u>Receipt Segment</u>	<u>Delivery Segment</u>	<u>Service Class</u>	<u>Svc Req Contract</u>	<u>Receipt Location</u>	<u>Receipt Loc Prop</u>	<u>Delivery Location</u>	<u>Delivery Loc Prop</u>	<u>Fuel Quantity</u>
11/2019	MI 7	MI 7	TR	133607	511158	48644	505038	153808	276
11/2019	MI 7	MI 7	TR	133607	511158	48644	521030	282436	138
11/2019	MI 7	MI 7	TR	133609	511136	277072	505541	1181282	28
11/2019	MI 7	MI 7	TR	133609	511136	277072	521008	11616	35
11/2019	MI 7	MI 7	TR	133611	511136	277072	521008	11616	77
11/2019	MI 7	MI 7	TR	133613	511136	277072	505017	139249	34
11/2019	MI 7	MI 7	TR	133614	511136	277072	521008	11616	194
11/2019	MI 7	MI 7	TR	133614	521985	278172	505038	153808	21
11/2019	MI 7	MI 7	TR	133617	505038	153808	521030	282436	71
11/2019	MI 7	MI 7	TR	133617	510005	246067	521030	282436	166
11/2019	MI 7	MI 7	TR	133617	511136	277072	521030	282436	58
11/2019	MI 7	MI 7	TR	133617	511158	48644	521030	282436	60
11/2019	MI 7	MI 7	TR	133620	505038	153808	521008	11616	139
11/2019	MI 7	MI 7	TR	133625	505038	153808	521074	40470	20
11/2019	MI 7	MI 7	TR	133625	505038	153808	521138	11680	44
11/2019	MI 7	MI 7	TR	133625	505038	153808	521146	11785	4
11/2019	MI 7	MI 7	TR	133625	505038	153808	521636	22992	58
11/2019	MI 7	MI 7	TR	133625	505038	153808	523052	467243	14
11/2019	MI 7	MI 7	TR	133625	511136	277072	523052	467243	1
11/2019	MI 7	MI 7	TR	133626	505598	505598	505038	153808	94
11/2019	MI 7	MI 7	TR	133626	511158	48644	505038	153808	87
11/2019	MI 7	MI 7	TR	133630	505038	153808	505108	243097	195
11/2019	MI 7	MI 7	TR	133630	505038	153808	511136	277072	208
11/2019	MI 7	MI 7	TR	133630	505598	505598	505108	243097	1,606
11/2019	MI 7	MI 7	TR	133630	505598	505598	511136	277072	2,015
11/2019	MI 7	MI 7	TR	133630	505598	505598	521116	42078	144
11/2019	MI 7	MI 7	TR	133631	505038	153808	511136	277072	1,765
11/2019	MI 7	MI 7	TR	133631	505038	153808	521690	40892	1,385
11/2019	MI 7	MI 7	TR	133631	511136	277072	521690	40892	267
11/2019	MI 7	MI 7	TR	133632	505230	153728	523084	1402545	2
11/2019	MI 7	MI 7	TR	133639	505038	153808	521985	278172	17
11/2019	MI 7	MI 7	TR	133639	511136	277072	521014	153852	52
11/2019	MI 7	MI 7	TR	133639	511136	277072	521124	11562	38



VASCR351

ANR Pipeline Company Transportation Services Fuel By Route Analysis

Reporting Year: January - December 2019
Production 11/2019

<u>Production Period</u>	<u>Receipt Segment</u>	<u>Delivery Segment</u>	<u>Service Class</u>	<u>Svc Req Contract</u>	<u>Receipt Location</u>	<u>Receipt Loc Prop</u>	<u>Delivery Location</u>	<u>Delivery Loc Prop</u>	<u>Fuel Quantity</u>
11/2019	MI 7	MI 7	TR	133639	511136	277072	521624	4375	3
11/2019	MI 7	MI 7	TR	133639	511162	153853	521985	278172	47
11/2019	MI 7	MI 7	TR	133646	505038	153808	521008	11616	95
11/2019	MI 7	MI 7	TR	133646	505587	505587	521008	11616	2,301
11/2019	MI 7	MI 7	TR	133646	505587	505587	521932	138744	728
11/2019	MI 7	MI 7	TR	133646	505587	505587	521985	278172	6
11/2019	MI 7	MI 7	TR	133652	511136	277072	521008	11616	1,120
11/2019	MI 7	MI 7	TR	133659	511136	277072	505017	139249	570
11/2019	MI 7	MI 7	TR	133663	511136	277072	505017	139249	168
11/2019	MI 7	MI 7	TS	109138	505038	153808	505038	153808	3
11/2019	MI 7	MI 7	TS	109171	505038	153808	505038	153808	13
11/2019	MI 7	MI 7	TS	123102	505038	153808	505038	153808	162
11/2019	MI 7	MI 7	TS	128294	505038	153808	505038	153808	18
11/2019	MI 7	ML 3	TR	132918	505038	153808	521622	110850	222,747
	Segment Subtotal								20
	Segment Subtotal								20
11/2019	MI 7	MW 6	TR	750	505038	153808	505014	139246	73
11/2019	MI 7	MW 6	TR	108985	505038	153808	505005	139233	89
11/2019	MI 7	MW 6	TR	111803	511136	277072	521646	261475	49
11/2019	MI 7	MW 6	TR	113046	505038	153808	521470	4738	63
11/2019	MI 7	MW 6	TR	115602	505038	153808	521914	40412	75
11/2019	MI 7	MW 6	TR	118249	510005	246067	505013	139241	7
11/2019	MI 7	MW 6	TR	123405	505038	153808	505013	139241	535
11/2019	MI 7	MW 6	TR	131644	505038	153808	505578	1402365	7
11/2019	MI 7	MW 6	TR	131644	505108	243097	505578	1402365	79
11/2019	MI 7	MW 6	TR	131644	505108	243097	521434	4619	14
11/2019	MI 7	MW 6	TR	131644	505108	243097	521470	4738	5
11/2019	MI 7	MW 6	TR	131644	505108	243097	521506	3797	1
11/2019	MI 7	MW 6	TR	131644	511136	277072	521420	4602	1
11/2019	MI 7	MW 6	TR	132613	505038	153808	521482	4741	104
11/2019	MI 7	MW 6	TR	133464	505108	243097	521442	4607	3
11/2019	MI 7	MW 6	TR	133466	505108	243097	521442	4607	1



VASCR351

ANR Pipeline Company Transportation Services Fuel By Route Analysis

Reporting Year: *January - December 2019*
Production 11/2019

<u>Production Period</u>	<u>Receipt Segment</u>	<u>Delivery Segment</u>	<u>Service Class</u>	<u>Svc Req Contract</u>	<u>Receipt Location</u>	<u>Receipt Loc Prop</u>	<u>Delivery Location</u>	<u>Delivery Loc Prop</u>	<u>Fuel Quantity</u>
11/2019	MI 7	MW 6	TR	133466	505108	243097	521470	4738	1
11/2019	MI 7	MW 6	TR	133488	505038	153808	521420	4602	63
11/2019	MI 7	MW 6	TR	133490	505038	153808	521420	4602	161
11/2019	MI 7	MW 6	TS	109148	505038	153808	521566	12977	11
11/2019	MI 7	MW 6	TS	109171	505038	153808	521428	40193	58
11/2019	MI 7	MW 6	TS	110863	505038	153808	521608	171759	49
11/2019	MI 7	MW 6	TS	123057	505038	153808	521502	4747	21
11/2019	MI 7	MW 6	TS	123059	505038	153808	521424	13215	8
11/2019	MI 7	MW 6	TS	123065	505038	153808	521430	40195	33
11/2019	MI 7	MW 6	TS	123147	505038	153808	505029	139367	249
11/2019	MI 7	MW 6	TS	123151	505038	153808	521498	4857	24
11/2019	MI 7	MW 6	TS	123203	505038	153808	521500	4693	15
11/2019	MI 7	MW 6	TS	123214	505038	153808	521598	4564	11
11/2019	MI 7	MW 6	TS	123215	505038	153808	521494	4605	38
11/2019	MI 7	MW 6	TS	123216	505038	153808	521492	4604	66
11/2019	MI 7	MW 6	TS	123217	505038	153808	521418	12991	30
11/2019	MI 7	MW 6	TS	123221	505038	153808	521496	4689	57
11/2019	MI 7	MW 6	TS	123222	505038	153808	521526	3969	36
11/2019	MI 7	MW 6	TS	123242	505038	153808	521426	40183	7
11/2019	MI 7	MW 6	TS	128874	505038	153808	521422	12976	12
11/2019	MI 7	MW 6	TS	131548	505038	153808	521524	3973	158
Segment Subtotal									
11/2019	MI 7	W1 7	TR	850	505038	153808	505025	139257	2,214
11/2019	MI 7	W1 7	TR	1600	505038	153808	505026	139258	4,187
11/2019	MI 7	W1 7	TR	12000	505038	153808	521314	28661	11,819
11/2019	MI 7	W1 7	TR	12000	511136	277072	521322	28868	18
11/2019	MI 7	W1 7	TR	105428	511136	277072	521250	28841	1,108
11/2019	MI 7	W1 7	TR	106211	505038	153808	510033	28873	4
11/2019	MI 7	W1 7	TR	107879	505038	153808	505023	139255	279
11/2019	MI 7	W1 7	TR	107896	505108	243097	505024	139256	6,677
11/2019	MI 7	W1 7	TR	107896	511136	277072	505024	139256	270
11/2019	MI 7	W1 7	TR	107897	505038	153808	505024	139256	3,090
11/2019	MI 7	W1 7	TR	107897	511136	277072	505024	139256	4,626
11/2019	MI 7	W1 7	TR	107897	511136	277072	505024	139256	259



VASCR351

ANR Pipeline Company Transportation Services Fuel By Route Analysis

Reporting Year: January - December 2019
Production 11/2019

<u>Production Period</u>	<u>Receipt Segment</u>	<u>Delivery Segment</u>	<u>Service Class</u>	<u>Svc Req Contract</u>	<u>Receipt Location</u>	<u>Receipt Loc Prop</u>	<u>Delivery Location</u>	<u>Delivery Loc Prop</u>	<u>Fuel Quantity</u>
11/2019	MI 7	WI 7	TR	108014	511136	277072	505023	139255	3,945
11/2019	MI 7	WI 7	TR	109021	505038	153808	521034	183670	1,956
11/2019	MI 7	WI 7	TR	109022	505038	153808	521610	261574	140
11/2019	MI 7	WI 7	TR	109025	510005	246067	521610	261574	278
11/2019	MI 7	WI 7	TR	109218	505038	153808	505023	139255	2,402
11/2019	MI 7	WI 7	TR	109610	510005	246067	521392	28730	48
11/2019	MI 7	WI 7	TR	110016	505108	243097	523035	387791	380
11/2019	MI 7	WI 7	TR	110016	511136	277072	523035	387791	1,890
11/2019	MI 7	WI 7	TR	110904	511136	277072	505025	139257	1,787
11/2019	MI 7	WI 7	TR	110904	511136	277072	521654	284917	35
11/2019	MI 7	WI 7	TR	111200	511136	277072	505025	139257	7
11/2019	MI 7	WI 7	TR	111200	511136	277072	521654	284917	7
11/2019	MI 7	WI 7	TR	111202	511136	277072	521172	28846	87
11/2019	MI 7	WI 7	TR	111203	511136	277072	521250	28841	7
11/2019	MI 7	WI 7	TR	111203	511136	277072	521372	11703	24
11/2019	MI 7	WI 7	TR	111316	511136	277072	521370	28788	120
11/2019	MI 7	WI 7	TR	111730	511136	277072	521164	28842	837
11/2019	MI 7	WI 7	TR	111730	511136	277072	521256	174788	87
11/2019	MI 7	WI 7	TR	111730	511136	277072	521786	28798	109
11/2019	MI 7	WI 7	TR	111730	511136	277072	523034	384136	3,577
11/2019	MI 7	WI 7	TR	111813	511136	277072	505025	139257	2,070
11/2019	MI 7	WI 7	TR	112565	505038	153808	521296	139402	84
11/2019	MI 7	WI 7	TR	112565	505038	153808	521650	269472	69
11/2019	MI 7	WI 7	TR	112565	505038	153808	523032	384134	1,494
11/2019	MI 7	WI 7	TR	112565	505038	153808	523042	439345	168
11/2019	MI 7	WI 7	TR	112565	505108	243097	523032	384134	131
11/2019	MI 7	WI 7	TR	112901	511136	277072	521292	28806	30
11/2019	MI 7	WI 7	TR	112958	511136	277072	523047	444972	240
11/2019	MI 7	WI 7	TR	113239	511136	277072	505025	139257	310
11/2019	MI 7	WI 7	TR	113240	505038	153808	505025	139257	152
11/2019	MI 7	WI 7	TR	113240	511136	277072	505025	139257	95
11/2019	MI 7	WI 7	TR	113406	511136	277072	523055	494371	720
11/2019	MI 7	WI 7	TR	113479	505038	153808	523034	384136	205



VASCR351

ANR Pipeline Company Transportation Services Fuel By Route Analysis

Reporting Year: January - December 2019
Production 11/2019

<u>Production Period</u>	<u>Receipt Segment</u>	<u>Delivery Segment</u>	<u>Service Class</u>	<u>Svc Req Contract</u>	<u>Receipt Location</u>	<u>Receipt Loc Prop</u>	<u>Delivery Location</u>	<u>Delivery Loc Prop</u>	<u>Fuel Quantity</u>
11/2019	MI 7	WI 7	TR	113877	511136	277072	521168	28834	291
11/2019	MI 7	WI 7	TR	113879	511136	277072	521350	28660	48
11/2019	MI 7	WI 7	TR	113880	511136	277072	521260	36867	5
11/2019	MI 7	WI 7	TR	113880	511136	277072	521786	28798	122
11/2019	MI 7	WI 7	TR	113881	511136	277072	521198	28782	30
11/2019	MI 7	WI 7	TR	113884	511136	277072	521246	28844	316
11/2019	MI 7	WI 7	TR	113884	511136	277072	521260	36867	30
11/2019	MI 7	WI 7	TR	113886	511136	277072	521166	40496	67
11/2019	MI 7	WI 7	TR	113889	511136	277072	521178	28883	63
11/2019	MI 7	WI 7	TR	113890	511136	277072	521214	40197	47
11/2019	MI 7	WI 7	TR	113895	511136	277072	521320	28740	30
11/2019	MI 7	WI 7	TR	113904	511136	277072	521210	28828	64
11/2019	MI 7	WI 7	TR	113906	511136	277072	521344	28734	30
11/2019	MI 7	WI 7	TR	113910	511136	277072	521310	28743	30
11/2019	MI 7	WI 7	TR	113914	511136	277072	521180	28875	30
11/2019	MI 7	WI 7	TR	113916	511136	277072	521316	28831	30
11/2019	MI 7	WI 7	TR	113917	511136	277072	521194	40223	30
11/2019	MI 7	WI 7	TR	113921	511136	277072	521260	36867	56
11/2019	MI 7	WI 7	TR	113922	511136	277072	521784	28720	302
11/2019	MI 7	WI 7	TR	113924	511136	277072	521814	36934	30
11/2019	MI 7	WI 7	TR	113925	511136	277072	521248	28811	30
11/2019	MI 7	WI 7	TR	113928	511136	277072	521240	28759	30
11/2019	MI 7	WI 7	TR	113933	511136	277072	521204	28672	69
11/2019	MI 7	WI 7	TR	113936	511136	277072	521248	28811	63
11/2019	MI 7	WI 7	TR	113937	511136	277072	523034	384136	157
11/2019	MI 7	WI 7	TR	113938	511136	277072	521184	40224	30
11/2019	MI 7	WI 7	TR	113945	511136	277072	521814	36934	168
11/2019	MI 7	WI 7	TR	113953	511136	277072	521202	28682	30
11/2019	MI 7	WI 7	TR	113956	511136	277072	521324	28794	48
11/2019	MI 7	WI 7	TR	113960	511136	277072	521370	28788	34
11/2019	MI 7	WI 7	TR	113961	511136	277072	521286	28853	30
11/2019	MI 7	WI 7	TR	113963	511136	277072	521336	28738	30
11/2019	MI 7	WI 7	TR	113975	511136	277072	521370	28788	30



VASCR351

ANR Pipeline Company Transportation Services Fuel By Route Analysis

Reporting Year: January - December 2019
Production 11/2019

<u>Production Period</u>	<u>Receipt Segment</u>	<u>Delivery Segment</u>	<u>Service Class</u>	<u>Svc Req Contract</u>	<u>Receipt Location</u>	<u>Receipt Loc Prop</u>	<u>Delivery Location</u>	<u>Delivery Loc Prop</u>	<u>Fuel Quantity</u>
11/2019	MI 7	WI 7	TR	113976	511136	277072	521012	40226	151
11/2019	MI 7	WI 7	TR	113978	511136	277072	521382	174790	30
11/2019	MI 7	WI 7	TR	113981	511136	277072	521374	28662	90
11/2019	MI 7	WI 7	TR	113987	511136	277072	521164	28842	51
11/2019	MI 7	WI 7	TR	113987	511136	277072	521784	28720	237
11/2019	MI 7	WI 7	TR	113992	511136	277072	521324	28794	30
11/2019	MI 7	WI 7	TR	113999	511136	277072	521230	28819	30
11/2019	MI 7	WI 7	TR	114000	511136	277072	521174	28778	60
11/2019	MI 7	WI 7	TR	114005	511136	277072	521676	100052	120
11/2019	MI 7	WI 7	TR	114007	511136	277072	521168	28834	90
11/2019	MI 7	WI 7	TR	114492	511136	277072	510033	28873	1,947
11/2019	MI 7	WI 7	TR	114505	505038	153808	505026	139258	21
11/2019	MI 7	WI 7	TR	114505	511136	277072	505026	139258	42
11/2019	MI 7	WI 7	TR	114525	511136	277072	521200	28679	60
11/2019	MI 7	WI 7	TR	114667	511136	277072	510033	28873	633
11/2019	MI 7	WI 7	TR	114668	505038	153808	521256	174788	59
11/2019	MI 7	WI 7	TR	114668	505038	153808	521786	28798	135
11/2019	MI 7	WI 7	TR	114677	505108	243097	521288	28670	900
11/2019	MI 7	WI 7	TR	114823	511136	277072	521266	28702	240
11/2019	MI 7	WI 7	TR	115224	511136	277072	521012	40226	120
11/2019	MI 7	WI 7	TR	115931	511136	277072	521298	28736	34
11/2019	MI 7	WI 7	TR	115957	505038	153808	505504	854822	204
11/2019	MI 7	WI 7	TR	116064	505038	153808	505025	139257	1,342
11/2019	MI 7	WI 7	TR	116064	505038	153808	521654	284917	560
11/2019	MI 7	WI 7	TR	117335	505038	153808	505021	139253	2,591
11/2019	MI 7	WI 7	TR	117335	505108	243097	505021	139253	28
11/2019	MI 7	WI 7	TR	117335	511136	277072	505021	139253	532
11/2019	MI 7	WI 7	TR	117336	511136	277072	521810	36869	2,077
11/2019	MI 7	WI 7	TR	117349	505038	153808	521262	36868	138
11/2019	MI 7	WI 7	TR	117354	511136	277072	521810	36869	300
11/2019	MI 7	WI 7	TR	117358	505108	243097	505021	139253	1,410
11/2019	MI 7	WI 7	TR	117358	511136	277072	505021	139253	142
11/2019	MI 7	WI 7	TR	118149	511136	277072	521676	100052	1,050



VASCR351

ANR Pipeline Company Transportation Services Fuel By Route Analysis

Reporting Year: January - December 2019
Production 11/2019

<u>Production Period</u>	<u>Receipt Segment</u>	<u>Delivery Segment</u>	<u>Service Class</u>	<u>Svc Req Contract</u>	<u>Receipt Location</u>	<u>Receipt Loc Prop</u>	<u>Delivery Location</u>	<u>Delivery Loc Prop</u>	<u>Fuel Quantity</u>
11/2019	MI 7	WI 7	TR	118490	511136	277072	521270	28676	30
11/2019	MI 7	WI 7	TR	118787	505038	153808	505024	139256	676
11/2019	MI 7	WI 7	TR	120880	511136	277072	521396	150407	88
11/2019	MI 7	WI 7	TR	121282	511136	277072	521204	28672	60
11/2019	MI 7	WI 7	TR	121284	511136	277072	521202	28682	7
11/2019	MI 7	WI 7	TR	121284	511136	277072	521314	28661	67
11/2019	MI 7	WI 7	TR	121481	511136	277072	521180	28875	30
11/2019	MI 7	WI 7	TR	121932	505108	243097	521266	28702	180
11/2019	MI 7	WI 7	TR	122014	511136	277072	521314	28661	420
11/2019	MI 7	WI 7	TR	123397	505108	243097	521266	28702	180
11/2019	MI 7	WI 7	TR	123398	511136	277072	521392	28730	90
11/2019	MI 7	WI 7	TR	123399	510005	246067	521392	28730	90
11/2019	MI 7	WI 7	TR	124175	511136	277072	521314	28661	150
11/2019	MI 7	WI 7	TR	124176	511136	277072	521298	28736	90
11/2019	MI 7	WI 7	TR	124177	511136	277072	521188	28862	30
11/2019	MI 7	WI 7	TR	124178	511136	277072	521322	28868	60
11/2019	MI 7	WI 7	TR	124705	511136	277072	521262	36868	1,020
11/2019	MI 7	WI 7	TR	124706	511136	277072	521266	28702	136
11/2019	MI 7	WI 7	TR	125014	511136	277072	521812	40304	76
11/2019	MI 7	WI 7	TR	125655	511136	277072	521302	28747	17
11/2019	MI 7	WI 7	TR	126181	505038	153808	521256	174788	142
11/2019	MI 7	WI 7	TR	126181	505038	153808	521786	28798	90
11/2019	MI 7	WI 7	TR	126181	505038	153808	523034	384136	957
11/2019	MI 7	WI 7	TR	126181	505230	153728	521164	28842	548
11/2019	MI 7	WI 7	TR	126181	505230	153728	521250	28841	110
11/2019	MI 7	WI 7	TR	126181	505230	153728	521784	28720	226
11/2019	MI 7	WI 7	TR	126181	511136	277072	523034	384136	1,258
11/2019	MI 7	WI 7	TR	126183	505038	153808	523034	384136	1,027
11/2019	MI 7	WI 7	TR	126190	505108	243097	521310	28743	374
11/2019	MI 7	WI 7	TR	126190	511136	277072	521310	28743	886
11/2019	MI 7	WI 7	TR	126192	511136	277072	521676	100052	30
11/2019	MI 7	WI 7	TR	126193	511136	277072	521250	28841	150
11/2019	MI 7	WI 7	TR	126194	511136	277072	521356	28774	420



VASCR351

ANR Pipeline Company Transportation Services Fuel By Route Analysis

Reporting Year: January - December 2019
Production 11/2019

<u>Production Period</u>	<u>Receipt Segment</u>	<u>Delivery Segment</u>	<u>Service Class</u>	<u>Svc Req Contract</u>	<u>Receipt Location</u>	<u>Receipt Loc Prop</u>	<u>Delivery Location</u>	<u>Delivery Loc Prop</u>	<u>Fuel Quantity</u>
11/2019	MI 7	WI 7	TR	126195	511136	277072	521676	100052	26
11/2019	MI 7	WI 7	TR	126195	511136	277072	523034	384136	57
11/2019	MI 7	WI 7	TR	126196	511136	277072	521266	28702	14
11/2019	MI 7	WI 7	TR	126196	511136	277072	521324	28794	223
11/2019	MI 7	WI 7	TR	126196	511136	277072	521810	36869	213
11/2019	MI 7	WI 7	TR	126197	511136	277072	521330	28761	420
11/2019	MI 7	WI 7	TR	126229	511136	277072	521260	36867	34
11/2019	MI 7	WI 7	TR	126231	511136	277072	521266	28702	17
11/2019	MI 7	WI 7	TR	126333	505038	153808	505026	139258	15
11/2019	MI 7	WI 7	TR	126333	511136	277072	505026	139258	30
11/2019	MI 7	WI 7	TR	126334	505038	153808	505504	854822	674
11/2019	MI 7	WI 7	TR	126335	511136	277072	523032	384134	1,123
11/2019	MI 7	WI 7	TR	126335	511136	277072	523042	439345	138
11/2019	MI 7	WI 7	TR	126336	510005	246067	523032	384134	1,020
11/2019	MI 7	WI 7	TR	126336	511136	277072	521650	269472	69
11/2019	MI 7	WI 7	TR	126336	511136	277072	523032	384134	6,693
11/2019	MI 7	WI 7	TR	126509	511136	277072	521266	28702	17
11/2019	MI 7	WI 7	TR	126513	511136	277072	521374	28662	18
11/2019	MI 7	WI 7	TR	126599	511136	277072	521246	28844	8
11/2019	MI 7	WI 7	TR	126599	511136	277072	521250	28841	3
11/2019	MI 7	WI 7	TR	126599	511136	277072	521394	36936	6
11/2019	MI 7	WI 7	TR	126846	511136	277072	521168	28834	2
11/2019	MI 7	WI 7	TR	126846	511136	277072	521174	28778	696
11/2019	MI 7	WI 7	TR	126846	511136	277072	521246	28844	173
11/2019	MI 7	WI 7	TR	126847	511136	277072	521174	28778	114
11/2019	MI 7	WI 7	TR	126847	511136	277072	521246	28844	230
11/2019	MI 7	WI 7	TR	127959	511136	277072	521302	28747	30
11/2019	MI 7	WI 7	TR	128311	511136	277072	521260	36867	56
11/2019	MI 7	WI 7	TR	128312	505038	153808	521814	36934	8
11/2019	MI 7	WI 7	TR	128312	511136	277072	521814	36934	225
11/2019	MI 7	WI 7	TR	128313	511136	277072	521812	40304	206
11/2019	MI 7	WI 7	TR	128314	511136	277072	521270	28676	30
11/2019	MI 7	WI 7	TR	128315	511136	277072	521178	28883	406



VASCR351

**ANR Pipeline Company
Transportation Services
Fuel By Route Analysis**

Reporting Year: *January - December 2019*
Production 11/2019

<u>Production Period</u>	<u>Receipt Segment</u>	<u>Delivery Segment</u>	<u>Service Class</u>	<u>Svc Req Contract</u>	<u>Receipt Location</u>	<u>Receipt Loc Prop</u>	<u>Delivery Location</u>	<u>Delivery Loc Prop</u>	<u>Fuel Quantity</u>
11/2019	MI 7	W1 7	TR	128316	505038	153808	521176	28859	6
11/2019	MI 7	W1 7	TR	128316	511136	277072	521176	28859	197
11/2019	MI 7	W1 7	TR	128317	511136	277072	521180	28875	90
11/2019	MI 7	W1 7	TR	128318	505038	153808	521356	28774	4
11/2019	MI 7	W1 7	TR	128318	511136	277072	521356	28774	206
11/2019	MI 7	W1 7	TR	128319	505038	153808	521164	28842	21
11/2019	MI 7	W1 7	TR	128319	511136	277072	521164	28842	590
11/2019	MI 7	W1 7	TR	128321	511136	277072	521324	28794	300
11/2019	MI 7	W1 7	TR	128408	511136	277072	521266	28702	570
11/2019	MI 7	W1 7	TR	128418	511136	277072	521238	28836	150
11/2019	MI 7	W1 7	TR	128423	505038	153808	521164	28842	5
11/2019	MI 7	W1 7	TR	128423	511136	277072	521164	28842	702
11/2019	MI 7	W1 7	TR	128423	511136	277072	521260	36867	3
11/2019	MI 7	W1 7	TR	128428	511136	277072	521306	28741	120
11/2019	MI 7	W1 7	TR	128429	511136	277072	521190	28825	90
11/2019	MI 7	W1 7	TR	128430	511136	277072	521178	28883	406
11/2019	MI 7	W1 7	TR	129337	505038	153808	521786	28798	97
11/2019	MI 7	W1 7	TR	129337	505038	153808	523034	384136	296
11/2019	MI 7	W1 7	TR	129337	505038	153808	523035	387791	28
11/2019	MI 7	W1 7	TR	129337	505108	243097	521164	28842	28
11/2019	MI 7	W1 7	TR	129337	505108	243097	523034	384136	494
11/2019	MI 7	W1 7	TR	129337	505108	243097	523035	387791	28
11/2019	MI 7	W1 7	TR	129337	510005	246067	521164	28842	21
11/2019	MI 7	W1 7	TR	129337	510005	246067	521266	28702	14
11/2019	MI 7	W1 7	TR	129337	510005	246067	523034	384136	916
11/2019	MI 7	W1 7	TR	129337	510029	2610	523034	384136	73
11/2019	MI 7	W1 7	TR	129337	511136	277072	521164	28842	132
11/2019	MI 7	W1 7	TR	129337	511136	277072	521260	36867	90
11/2019	MI 7	W1 7	TR	129337	511136	277072	521784	28720	14
11/2019	MI 7	W1 7	TR	129337	511136	277072	523034	384136	153
11/2019	MI 7	W1 7	TR	129337	511158	48644	523034	384136	623
11/2019	MI 7	W1 7	TR	129656	511136	277072	521270	28676	147
11/2019	MI 7	W1 7	TR	129657	511136	277072	521208	28780	30



VASCR351

**ANR Pipeline Company
Transportation Services
Fuel By Route Analysis**

Reporting Year: *January - December 2019*
Production 11/2019

<u>Production Period</u>	<u>Receipt Segment</u>	<u>Delivery Segment</u>	<u>Service Class</u>	<u>Svc Req Contract</u>	<u>Receipt Location</u>	<u>Receipt Loc Prop</u>	<u>Delivery Location</u>	<u>Delivery Loc Prop</u>	<u>Fuel Quantity</u>
11/2019	MI 7	WI 7	TR	129658	511136	277072	521188	28862	60
11/2019	MI 7	WI 7	TR	129659	511136	277072	521218	28865	30
11/2019	MI 7	WI 7	TR	129663	511136	277072	521758	28855	30
11/2019	MI 7	WI 7	TR	129666	511136	277072	521356	28774	58
11/2019	MI 7	WI 7	TR	129749	511136	277072	521260	36867	6
11/2019	MI 7	WI 7	TR	129749	511136	277072	521318	28829	204
11/2019	MI 7	WI 7	TR	129750	511136	277072	521164	28842	603
11/2019	MI 7	WI 7	TR	129750	511136	277072	521784	28720	6
11/2019	MI 7	WI 7	TR	129751	511136	277072	521340	28732	94
11/2019	MI 7	WI 7	TR	129751	511136	277072	521392	28730	218
11/2019	MI 7	WI 7	TR	129752	511136	277072	521330	28761	478
11/2019	MI 7	WI 7	TR	129753	511136	277072	521164	28842	292
11/2019	MI 7	WI 7	TR	129753	511136	277072	521260	36867	17
11/2019	MI 7	WI 7	TR	129753	511136	277072	521298	28736	171
11/2019	MI 7	WI 7	TR	129753	511136	277072	521372	11703	4
11/2019	MI 7	WI 7	TR	129754	511136	277072	521260	36867	14
11/2019	MI 7	WI 7	TR	129754	511136	277072	521266	28702	22
11/2019	MI 7	WI 7	TR	129754	511136	277072	521676	100052	384
11/2019	MI 7	WI 7	TR	129755	511136	277072	521344	28734	90
11/2019	MI 7	WI 7	TR	129756	511136	277072	521174	28778	300
11/2019	MI 7	WI 7	TR	129761	511136	277072	521330	28761	90
11/2019	MI 7	WI 7	TR	129762	511136	277072	521174	28778	10
11/2019	MI 7	WI 7	TR	129762	511136	277072	521260	36867	10
11/2019	MI 7	WI 7	TR	129762	511136	277072	521676	100052	280
11/2019	MI 7	WI 7	TR	129763	505038	153808	521260	36867	15
11/2019	MI 7	WI 7	TR	129763	511136	277072	521260	36867	405
11/2019	MI 7	WI 7	TR	129764	511136	277072	521260	36867	14
11/2019	MI 7	WI 7	TR	129764	511136	277072	523047	444972	196
11/2019	MI 7	WI 7	TR	129765	511136	277072	521198	28782	30
11/2019	MI 7	WI 7	TR	129766	511136	277072	521370	28788	296
11/2019	MI 7	WI 7	TR	129767	511136	277072	521266	28702	300
11/2019	MI 7	WI 7	TR	129768	511136	277072	521324	28794	180
11/2019	MI 7	WI 7	TR	129769	511136	277072	521326	28772	150



VASCR351

ANR Pipeline Company Transportation Services Fuel By Route Analysis

Reporting Year: January - December 2019
Production 11/2019

<u>Production Period</u>	<u>Receipt Segment</u>	<u>Delivery Segment</u>	<u>Service Class</u>	<u>Svc Req. Contract</u>	<u>Receipt Location</u>	<u>Receipt Loc Prop</u>	<u>Delivery Location</u>	<u>Delivery Loc Prop</u>	<u>Fuel Quantity</u>
11/2019	MI 7	WI 7	TR	129770	511136	277072	521196	28771	30
11/2019	MI 7	WI 7	TR	129771	511136	277072	521230	28819	180
11/2019	MI 7	WI 7	TR	129772	511136	277072	521178	28883	30
11/2019	MI 7	WI 7	TR	129773	511136	277072	521374	28662	180
11/2019	MI 7	WI 7	TR	129774	511136	277072	521164	28842	1
11/2019	MI 7	WI 7	TR	129774	511136	277072	521266	28702	29
11/2019	MI 7	WI 7	TR	129774	511136	277072	521302	28747	479
11/2019	MI 7	WI 7	TR	129775	511136	277072	521316	28831	60
11/2019	MI 7	WI 7	TR	129776	511136	277072	521322	28868	60
11/2019	MI 7	WI 7	TR	129777	511136	277072	521164	28842	681
11/2019	MI 7	WI 7	TR	129777	511136	277072	521322	28868	20
11/2019	MI 7	WI 7	TR	129777	511136	277072	521784	28720	25
11/2019	MI 7	WI 7	TR	129796	511136	277072	521330	28761	57
11/2019	MI 7	WI 7	TR	129796	511136	277072	521372	11703	387
11/2019	MI 7	WI 7	TR	129878	505108	243097	523032	384134	510
11/2019	MI 7	WI 7	TR	129878	511136	277072	523032	384134	1,190
11/2019	MI 7	WI 7	TR	130572	511136	277072	521306	28741	30
11/2019	MI 7	WI 7	TR	130573	511136	277072	521200	28679	30
11/2019	MI 7	WI 7	TR	130574	511136	277072	521676	100052	60
11/2019	MI 7	WI 7	TR	130576	511136	277072	521370	28788	108
11/2019	MI 7	WI 7	TR	130706	505038	153808	523035	387791	77
11/2019	MI 7	WI 7	TR	130706	505587	505587	523035	387791	78
11/2019	MI 7	WI 7	TR	130706	511136	277072	521654	284917	77
11/2019	MI 7	WI 7	TR	130706	511136	277072	523034	384136	77
11/2019	MI 7	WI 7	TR	130706	511136	277072	523035	387791	186
11/2019	MI 7	WI 7	TR	131162	505038	153808	523034	384136	486
11/2019	MI 7	WI 7	TR	131176	505038	153808	523035	387791	127
11/2019	MI 7	WI 7	TR	131176	510005	246067	523034	384136	207
11/2019	MI 7	WI 7	TR	131176	510005	246067	523035	387791	1,220
11/2019	MI 7	WI 7	TR	131176	511136	277072	523035	387791	1,390
11/2019	MI 7	WI 7	TR	131177	505038	153808	521012	40226	32
11/2019	MI 7	WI 7	TR	131177	505038	153808	521168	28834	8
11/2019	MI 7	WI 7	TR	131177	505038	153808	521172	28846	40



VASCR351

ANR Pipeline Company Transportation Services Fuel By Route Analysis

Reporting Year: *January - December 2019*
Production 11/2019

<u>Production Period</u>	<u>Receipt Segment</u>	<u>Delivery Segment</u>	<u>Service Class</u>	<u>Svc Req Contract</u>	<u>Receipt Location</u>	<u>Receipt Loc Prop</u>	<u>Delivery Location</u>	<u>Delivery Loc Prop</u>	<u>Fuel Quantity</u>
11/2019	MI 7	WI 7	TR	131177	505038	153808	521176	28859	1
11/2019	MI 7	WI 7	TR	131177	505038	153808	521180	28875	3
11/2019	MI 7	WI 7	TR	131177	505038	153808	521182	28854	24
11/2019	MI 7	WI 7	TR	131177	505038	153808	521198	28782	1
11/2019	MI 7	WI 7	TR	131177	505038	153808	521200	28679	8
11/2019	MI 7	WI 7	TR	131177	505038	153808	521204	28672	1
11/2019	MI 7	WI 7	TR	131177	505038	153808	521208	28780	3
11/2019	MI 7	WI 7	TR	131177	505038	153808	521212	28882	2
11/2019	MI 7	WI 7	TR	131177	505038	153808	521214	40197	3
11/2019	MI 7	WI 7	TR	131177	505038	153808	521220	28766	12
11/2019	MI 7	WI 7	TR	131177	505038	153808	521246	28844	12
11/2019	MI 7	WI 7	TR	131177	505038	153808	521262	36868	17
11/2019	MI 7	WI 7	TR	131177	505038	153808	521266	28702	10
11/2019	MI 7	WI 7	TR	131177	505038	153808	521298	28736	9
11/2019	MI 7	WI 7	TR	131177	505038	153808	521302	28747	9
11/2019	MI 7	WI 7	TR	131177	505038	153808	521316	28831	12
11/2019	MI 7	WI 7	TR	131177	505038	153808	521318	28829	3
11/2019	MI 7	WI 7	TR	131177	505038	153808	521322	28868	12
11/2019	MI 7	WI 7	TR	131177	505038	153808	521324	28794	15
11/2019	MI 7	WI 7	TR	131177	505038	153808	521344	28734	3
11/2019	MI 7	WI 7	TR	131177	505038	153808	521356	28774	9
11/2019	MI 7	WI 7	TR	131177	505038	153808	521374	28662	3
11/2019	MI 7	WI 7	TR	131177	505038	153808	521676	100052	27
11/2019	MI 7	WI 7	TR	131177	505038	153808	521786	28798	4
11/2019	MI 7	WI 7	TR	131177	505038	153808	523034	384136	3
11/2019	MI 7	WI 7	TR	131177	505038	153808	523035	387791	32
11/2019	MI 7	WI 7	TR	131177	511136	277072	521168	28834	2
11/2019	MI 7	WI 7	TR	131177	511136	277072	521172	28846	10
11/2019	MI 7	WI 7	TR	131177	511136	277072	521176	28859	1
11/2019	MI 7	WI 7	TR	131177	511136	277072	521180	28875	3
11/2019	MI 7	WI 7	TR	131177	511136	277072	521182	28854	6
11/2019	MI 7	WI 7	TR	131177	511136	277072	521198	28782	1
11/2019	MI 7	WI 7	TR	131177	511136	277072	521200	28679	2



VASCR351

**ANR Pipeline Company
Transportation Services
Fuel By Route Analysis**

Reporting Year: *January - December 2019*
Production 11/2019

<u>Production Period</u>	<u>Receipt Segment</u>	<u>Delivery Segment</u>	<u>Service Class</u>	<u>Svc Req Contract</u>	<u>Receipt Location</u>	<u>Receipt Loc Prop</u>	<u>Delivery Location</u>	<u>Delivery Loc Prop</u>	<u>Fuel Quantity</u>
11/2019	MI 7	WI 7	TR	131177	511136	277072	521204	28672	1
11/2019	MI 7	WI 7	TR	131177	511136	277072	521208	28780	3
11/2019	MI 7	WI 7	TR	131177	511136	277072	521212	28882	2
11/2019	MI 7	WI 7	TR	131177	511136	277072	521214	40197	3
11/2019	MI 7	WI 7	TR	131177	511136	277072	521220	28766	3
11/2019	MI 7	WI 7	TR	131177	511136	277072	521250	28841	56
11/2019	MI 7	WI 7	TR	131177	511136	277072	521262	36868	51
11/2019	MI 7	WI 7	TR	131177	511136	277072	521266	28702	40
11/2019	MI 7	WI 7	TR	131177	511136	277072	521314	28661	61
11/2019	MI 7	WI 7	TR	131177	511136	277072	521318	28829	1
11/2019	MI 7	WI 7	TR	131177	511136	277072	521322	28868	4
11/2019	MI 7	WI 7	TR	131177	511136	277072	521324	28794	5
11/2019	MI 7	WI 7	TR	131177	511136	277072	521374	28662	1
11/2019	MI 7	WI 7	TR	131177	511136	277072	521676	100052	1
11/2019	MI 7	WI 7	TR	131177	511136	277072	523034	384136	13
11/2019	MI 7	WI 7	TR	131177	511136	277072	523035	387791	192
11/2019	MI 7	WI 7	TR	131193	505108	243097	521250	28841	4,528
11/2019	MI 7	WI 7	TR	131221	511136	277072	521012	40226	144
11/2019	MI 7	WI 7	TR	131221	511136	277072	521168	28834	48
11/2019	MI 7	WI 7	TR	131221	511136	277072	521172	28846	1,107
11/2019	MI 7	WI 7	TR	131221	511136	277072	521174	28778	246
11/2019	MI 7	WI 7	TR	131221	511136	277072	521180	28875	1
11/2019	MI 7	WI 7	TR	131221	511136	277072	521218	28865	29
11/2019	MI 7	WI 7	TR	131221	511136	277072	521246	28844	19
11/2019	MI 7	WI 7	TR	131221	511136	277072	521260	36867	98
11/2019	MI 7	WI 7	TR	131221	511136	277072	521266	28702	19
11/2019	MI 7	WI 7	TR	131221	511136	277072	521314	28661	42
11/2019	MI 7	WI 7	TR	131221	511136	277072	521316	28831	12
11/2019	MI 7	WI 7	TR	131221	511136	277072	521322	28868	2
11/2019	MI 7	WI 7	TR	131221	511136	277072	521324	28794	4
11/2019	MI 7	WI 7	TR	131221	511136	277072	521784	28720	7
11/2019	MI 7	WI 7	TR	131221	511136	277072	521786	28798	24
11/2019	MI 7	WI 7	TR	131221	511136	277072	521812	40304	59



VASCR351

ANR Pipeline Company Transportation Services Fuel By Route Analysis

Reporting Year: January - December 2019
Production 11/2019

<u>Production Period</u>	<u>Receipt Segment</u>	<u>Delivery Segment</u>	<u>Service Class</u>	<u>Svc Req Contract</u>	<u>Receipt Location</u>	<u>Receipt Loc Prop</u>	<u>Delivery Location</u>	<u>Delivery Loc Prop</u>	<u>Fuel Quantity</u>
11/2019	MI 7	WI 7	TR	131221	511136	277072	521814	36934	76
11/2019	MI 7	WI 7	TR	131221	511144	48642	521174	28778	9
11/2019	MI 7	WI 7	TR	131221	511144	48642	521246	28844	5
11/2019	MI 7	WI 7	TR	131221	511144	48642	521314	28661	8
11/2019	MI 7	WI 7	TR	131221	511144	48642	521784	28720	5
11/2019	MI 7	WI 7	TR	131270	511136	277072	523041	395460	60
11/2019	MI 7	WI 7	TR	131281	511136	277072	521370	28788	1,020
11/2019	MI 7	WI 7	TR	131436	511136	277072	521314	28661	54
11/2019	MI 7	WI 7	TR	131459	505038	153808	505025	139257	52
11/2019	MI 7	WI 7	TR	131565	511136	277072	521200	28679	38
11/2019	MI 7	WI 7	TR	131565	511136	277072	521270	28676	30
11/2019	MI 7	WI 7	TR	131644	505038	153808	521164	28842	28
11/2019	MI 7	WI 7	TR	131644	505108	243097	521164	28842	23
11/2019	MI 7	WI 7	TR	131644	505108	243097	521610	261574	10
11/2019	MI 7	WI 7	TR	131644	505108	243097	521784	28720	20
11/2019	MI 7	WI 7	TR	131644	511136	277072	510033	28873	135
11/2019	MI 7	WI 7	TR	131644	511136	277072	510041	11661	79
11/2019	MI 7	WI 7	TR	131644	511136	277072	521164	28842	258
11/2019	MI 7	WI 7	TR	131644	511136	277072	521266	28702	1
11/2019	MI 7	WI 7	TR	131644	511136	277072	521288	28670	91
11/2019	MI 7	WI 7	TR	131644	511136	277072	521610	261574	46
11/2019	MI 7	WI 7	TR	131644	511136	277072	521784	28720	228
11/2019	MI 7	WI 7	TR	131644	511136	277072	523034	384136	84
11/2019	MI 7	WI 7	TR	131644	511136	277072	523035	387791	274
11/2019	MI 7	WI 7	TR	131853	511136	277072	521178	28883	1,770
11/2019	MI 7	WI 7	TR	131854	511136	277072	521324	28794	1,110
11/2019	MI 7	WI 7	TR	132005	505038	153808	505026	139258	32
11/2019	MI 7	WI 7	TR	132005	511136	277072	505026	139258	64
11/2019	MI 7	WI 7	TR	132082	505108	243097	523034	384136	20
11/2019	MI 7	WI 7	TR	132082	511136	277072	521164	28842	17
11/2019	MI 7	WI 7	TR	132082	511136	277072	521288	28670	9
11/2019	MI 7	WI 7	TR	132082	511136	277072	523034	384136	330
11/2019	MI 7	WI 7	TR	132082	511136	277072	523035	387791	3



VASCR351

**ANR Pipeline Company
Transportation Services
Fuel By Route Analysis**

Reporting Year: January - December 2019
Production 11/2019

<u>Production Period</u>	<u>Receipt Segment</u>	<u>Delivery Segment</u>	<u>Service Class</u>	<u>Svc Req Contract</u>	<u>Receipt Location</u>	<u>Receipt Loc Prop</u>	<u>Delivery Location</u>	<u>Delivery Loc Prop</u>	<u>Fuel Quantity</u>
11/2019	MI 7	WI 7	TR	132083	505108	243097	523034	384136	4
11/2019	MI 7	WI 7	TR	132083	511136	277072	521164	28842	147
11/2019	MI 7	WI 7	TR	132083	511136	277072	521260	36867	19
11/2019	MI 7	WI 7	TR	132083	511136	277072	521300	28739	53
11/2019	MI 7	WI 7	TR	132083	511136	277072	521314	28661	8
11/2019	MI 7	WI 7	TR	132083	511136	277072	521784	28720	28
11/2019	MI 7	WI 7	TR	132083	511136	277072	523034	384136	396
11/2019	MI 7	WI 7	TR	132117	505108	243097	521810	36869	364
11/2019	MI 7	WI 7	TR	132117	511136	277072	521810	36869	151
11/2019	MI 7	WI 7	TR	132168	505038	153808	510041	11661	36
11/2019	MI 7	WI 7	TR	132168	505038	153808	521164	28842	87
11/2019	MI 7	WI 7	TR	132168	505038	153808	523034	384136	227
11/2019	MI 7	WI 7	TR	132168	505038	153808	523035	387791	337
11/2019	MI 7	WI 7	TR	132168	511136	277072	510041	11661	1,038
11/2019	MI 7	WI 7	TR	132168	511136	277072	521164	28842	239
11/2019	MI 7	WI 7	TR	132168	511136	277072	523034	384136	229
11/2019	MI 7	WI 7	TR	132168	511136	277072	523035	387791	293
11/2019	MI 7	WI 7	TR	132168	521985	278172	510041	11661	86
11/2019	MI 7	WI 7	TR	132168	521985	278172	523034	384136	50
11/2019	MI 7	WI 7	TR	132168	521985	278172	523035	387791	53
11/2019	MI 7	WI 7	TR	132460	511136	277072	521372	11703	388
11/2019	MI 7	WI 7	TR	132517	511136	277072	523034	384136	56
11/2019	MI 7	WI 7	TR	132517	511136	277072	523035	387791	112
11/2019	MI 7	WI 7	TR	132521	510005	246067	510033	28873	138
11/2019	MI 7	WI 7	TR	132521	510005	246067	523034	384136	299
11/2019	MI 7	WI 7	TR	132521	510005	246067	523035	387791	217
11/2019	MI 7	WI 7	TR	132521	511136	277072	510033	28873	210
11/2019	MI 7	WI 7	TR	132521	511136	277072	523034	384136	106
11/2019	MI 7	WI 7	TR	132582	505038	153808	521314	28661	41
11/2019	MI 7	WI 7	TR	132582	521985	278172	521314	28661	7
11/2019	MI 7	WI 7	TR	132590	505038	153808	510041	11661	139
11/2019	MI 7	WI 7	TR	132590	505038	153808	523034	384136	32
11/2019	MI 7	WI 7	TR	132590	505108	243097	523034	384136	152



VASCR351

ANR Pipeline Company Transportation Services Fuel By Route Analysis

Reporting Year: *January - December 2019*
Production 11/2019

<u>Production Period</u>	<u>Receipt Segment</u>	<u>Delivery Segment</u>	<u>Service Class</u>	<u>Svc Req Contract</u>	<u>Receipt Location</u>	<u>Receipt Loc Prop</u>	<u>Delivery Location</u>	<u>Delivery Loc Prop</u>	<u>Fuel Quantity</u>
11/2019	MI 7	WI 7	TR	132590	510005	246067	523034	384136	234
11/2019	MI 7	WI 7	TR	132590	510029	2610	523034	384136	8
11/2019	MI 7	WI 7	TR	132590	511136	277072	521164	28842	196
11/2019	MI 7	WI 7	TR	132590	511136	277072	523034	384136	165
11/2019	MI 7	WI 7	TR	132590	511136	277072	523035	387791	209
11/2019	MI 7	WI 7	TR	132595	511136	277072	523034	384136	69
11/2019	MI 7	WI 7	TR	132620	505038	153808	521654	284917	90
11/2019	MI 7	WI 7	TR	132620	505038	153808	521786	28798	56
11/2019	MI 7	WI 7	TR	132620	505038	153808	523035	387791	133
11/2019	MI 7	WI 7	TR	132620	505587	505587	521172	28846	21
11/2019	MI 7	WI 7	TR	132620	505587	505587	523035	387791	355
11/2019	MI 7	WI 7	TR	132620	511136	277072	510033	28873	161
11/2019	MI 7	WI 7	TR	132620	511136	277072	521172	28846	18
11/2019	MI 7	WI 7	TR	132620	511136	277072	521654	284917	52
11/2019	MI 7	WI 7	TR	132620	511136	277072	523034	384136	27
11/2019	MI 7	WI 7	TR	132620	511136	277072	523035	387791	114
11/2019	MI 7	WI 7	TR	132682	505038	153808	521164	28842	71
11/2019	MI 7	WI 7	TR	132682	505038	153808	521266	28702	66
11/2019	MI 7	WI 7	TR	132682	505108	243097	521164	28842	168
11/2019	MI 7	WI 7	TR	132682	505108	243097	523035	387791	6
11/2019	MI 7	WI 7	TR	132682	511136	277072	510041	11661	31
11/2019	MI 7	WI 7	TR	132682	511136	277072	521164	28842	2,502
11/2019	MI 7	WI 7	TR	132682	511136	277072	521266	28702	106
11/2019	MI 7	WI 7	TR	132682	511136	277072	521610	261574	39
11/2019	MI 7	WI 7	TR	132682	511136	277072	521784	28720	7
11/2019	MI 7	WI 7	TR	132682	511136	277072	523034	384136	105
11/2019	MI 7	WI 7	TR	132682	511136	277072	523035	387791	156
11/2019	MI 7	WI 7	TR	132706	511136	277072	523034	384136	77
11/2019	MI 7	WI 7	TR	132722	511136	277072	521164	28842	99
11/2019	MI 7	WI 7	TR	132722	511136	277072	521246	28844	82
11/2019	MI 7	WI 7	TR	132722	511136	277072	521784	28720	3
11/2019	MI 7	WI 7	TR	132723	511136	277072	521164	28842	73
11/2019	MI 7	WI 7	TR	132724	511136	277072	521246	28844	19



VASCR351

**ANR Pipeline Company
Transportation Services
Fuel By Route Analysis**

Reporting Year: January - December 2019
Production 11/2019

<u>Production Period</u>	<u>Receipt Segment</u>	<u>Delivery Segment</u>	<u>Service Class</u>	<u>Svc Req Contract</u>	<u>Receipt Location</u>	<u>Receipt Loc Prop</u>	<u>Delivery Location</u>	<u>Delivery Loc Prop</u>	<u>Fuel Quantity</u>
11/2019	MI 7	W17	TR	132724	511136	277072	521314	28661	19
11/2019	MI 7	W17	TR	132724	511136	277072	521784	28720	1
11/2019	MI 7	W17	TR	132725	511136	277072	521314	28661	125
11/2019	MI 7	W17	TR	132799	511136	277072	523034	384136	302
11/2019	MI 7	W17	TR	132799	511136	277072	523035	387791	311
11/2019	MI 7	W17	TR	132910	511136	277072	521164	28842	83
11/2019	MI 7	W17	TR	132910	511136	277072	523034	384136	953
11/2019	MI 7	W17	TR	132910	511136	277072	523035	387791	1,200
11/2019	MI 7	W17	TR	132918	505038	153808	510041	11661	182
11/2019	MI 7	W17	TR	132918	505038	153808	521164	28842	7
11/2019	MI 7	W17	TR	132918	505108	243097	521200	28679	14
11/2019	MI 7	W17	TR	132918	505108	243097	521314	28661	7
11/2019	MI 7	W17	TR	132918	505108	243097	521610	261574	8
11/2019	MI 7	W17	TR	132918	505108	243097	521654	284917	22
11/2019	MI 7	W17	TR	132918	505108	243097	521784	28720	7
11/2019	MI 7	W17	TR	132918	505108	243097	521786	28798	16
11/2019	MI 7	W17	TR	132918	505108	243097	523034	384136	96
11/2019	MI 7	W17	TR	132918	505108	243097	523035	387791	165
11/2019	MI 7	W17	TR	132918	511136	277072	510041	11661	192
11/2019	MI 7	W17	TR	132918	511136	277072	521164	28842	281
11/2019	MI 7	W17	TR	132918	511136	277072	521256	174788	11
11/2019	MI 7	W17	TR	132918	511136	277072	521266	28702	35
11/2019	MI 7	W17	TR	132918	511136	277072	521610	261574	5
11/2019	MI 7	W17	TR	132918	511136	277072	521786	28798	14
11/2019	MI 7	W17	TR	132918	511136	277072	523034	384136	1,411
11/2019	MI 7	W17	TR	132918	511136	277072	523035	387791	748
11/2019	MI 7	W17	TR	133001	511136	277072	521260	36867	14
11/2019	MI 7	W17	TR	133001	511136	277072	521356	28774	392
11/2019	MI 7	W17	TR	133002	511136	277072	521306	28741	180
11/2019	MI 7	W17	TR	133003	511136	277072	521178	28883	294
11/2019	MI 7	W17	TR	133004	511136	277072	521814	36934	90
11/2019	MI 7	W17	TR	133005	511136	277072	521374	28662	150
11/2019	MI 7	W17	TR	133111	505038	153808	510041	11661	46



VASCR351

**ANR Pipeline Company
Transportation Services
Fuel By Route Analysis**

Reporting Year: *January - December 2019*
Production 11/2019

<u>Production Period</u>	<u>Receipt Segment</u>	<u>Delivery Segment</u>	<u>Service Class</u>	<u>Svc Req Contract</u>	<u>Receipt Location</u>	<u>Receipt Loc Prop</u>	<u>Delivery Location</u>	<u>Delivery Loc Prop</u>	<u>Fuel Quantity</u>
11/2019	MI 7	WI 7	TR	133111	505038	153808	523034	384136	197
11/2019	MI 7	WI 7	TR	133111	505038	153808	523035	387791	32
11/2019	MI 7	WI 7	TR	133111	511136	277072	510041	11661	1,076
11/2019	MI 7	WI 7	TR	133176	505038	153808	521252	28779	12
11/2019	MI 7	WI 7	TR	133176	505038	153808	521314	28661	8
11/2019	MI 7	WI 7	TR	133176	505038	153808	521374	28662	1
11/2019	MI 7	WI 7	TR	133176	511136	277072	521252	28779	203
11/2019	MI 7	WI 7	TR	133176	511136	277072	521314	28661	146
11/2019	MI 7	WI 7	TR	133176	511136	277072	521374	28662	17
11/2019	MI 7	WI 7	TR	133209	505108	243097	510041	11661	839
11/2019	MI 7	WI 7	TR	133209	505108	243097	521164	28842	65
11/2019	MI 7	WI 7	TR	133209	505108	243097	521654	284917	69
11/2019	MI 7	WI 7	TR	133209	505108	243097	523034	384136	140
11/2019	MI 7	WI 7	TR	133209	505108	243097	523035	387791	1,758
11/2019	MI 7	WI 7	TR	133260	511136	277072	521174	28778	109
11/2019	MI 7	WI 7	TR	133260	511136	277072	521252	28779	477
11/2019	MI 7	WI 7	TR	133260	511136	277072	521266	28702	4
11/2019	MI 7	WI 7	TR	133260	511144	48642	521174	28778	28
11/2019	MI 7	WI 7	TR	133260	511144	48642	521252	28779	217
11/2019	MI 7	WI 7	TR	133261	511136	277072	521172	28846	70
11/2019	MI 7	WI 7	TR	133261	511136	277072	521174	28778	8
11/2019	MI 7	WI 7	TR	133261	511136	277072	521784	28720	728
11/2019	MI 7	WI 7	TR	133261	511144	48642	521246	28844	4
11/2019	MI 7	WI 7	TR	133261	511144	48642	521252	28779	3
11/2019	MI 7	WI 7	TR	133261	511144	48642	521784	28720	634
11/2019	MI 7	WI 7	TR	133262	511136	277072	521172	28846	88
11/2019	MI 7	WI 7	TR	133262	511136	277072	521174	28778	67
11/2019	MI 7	WI 7	TR	133262	511136	277072	521246	28844	926
11/2019	MI 7	WI 7	TR	133262	511136	277072	521784	28720	40
11/2019	MI 7	WI 7	TR	133262	511144	48642	521172	28846	39
11/2019	MI 7	WI 7	TR	133262	511144	48642	521246	28844	360
11/2019	MI 7	WI 7	TR	133262	511144	48642	521784	28720	48
11/2019	MI 7	WI 7	TR	133263	511136	277072	521012	40226	8



**ANR Pipeline Company
Transportation Services
Fuel By Route Analysis**

VASCR351

Reporting Year: January - December 2019
Production 11/2019

<u>Production Period</u>	<u>Receipt Segment</u>	<u>Delivery Segment</u>	<u>Service Class</u>	<u>Svc Req Contract</u>	<u>Receipt Location</u>	<u>Receipt Loc Prop</u>	<u>Delivery Location</u>	<u>Delivery Loc Prop</u>	<u>Fuel Quantity</u>
11/2019	MI 7	WI 7	TR	133263	511136	277072	521168	28834	6
11/2019	MI 7	WI 7	TR	133263	511136	277072	521172	28846	386
11/2019	MI 7	WI 7	TR	133263	511136	277072	521174	28778	2,032
11/2019	MI 7	WI 7	TR	133263	511136	277072	521180	28875	66
11/2019	MI 7	WI 7	TR	133263	511136	277072	521186	42139	3
11/2019	MI 7	WI 7	TR	133263	511136	277072	521240	28759	18
11/2019	MI 7	WI 7	TR	133263	511136	277072	521246	28844	87
11/2019	MI 7	WI 7	TR	133263	511136	277072	521252	28779	282
11/2019	MI 7	WI 7	TR	133263	511136	277072	521266	28702	95
11/2019	MI 7	WI 7	TR	133263	511136	277072	521298	28736	6
11/2019	MI 7	WI 7	TR	133263	511136	277072	521314	28661	194
11/2019	MI 7	WI 7	TR	133263	511136	277072	521316	28831	64
11/2019	MI 7	WI 7	TR	133263	511136	277072	521320	28740	1
11/2019	MI 7	WI 7	TR	133263	511136	277072	521322	28868	21
11/2019	MI 7	WI 7	TR	133263	511136	277072	521324	28794	5
11/2019	MI 7	WI 7	TR	133263	511136	277072	521374	28662	23
11/2019	MI 7	WI 7	TR	133263	511136	277072	521784	28720	19
11/2019	MI 7	WI 7	TR	133263	511144	48642	521174	28778	34
11/2019	MI 7	WI 7	TR	133263	511144	48642	521252	28779	14
11/2019	MI 7	WI 7	TR	133264	511136	277072	521174	28778	12
11/2019	MI 7	WI 7	TR	133264	511136	277072	521246	28844	22
11/2019	MI 7	WI 7	TR	133264	511136	277072	521298	28736	26
11/2019	MI 7	WI 7	TR	133264	511136	277072	521322	28868	14
11/2019	MI 7	WI 7	TR	133264	511136	277072	521374	28662	95
11/2019	MI 7	WI 7	TR	133264	511144	48642	521180	28875	2
11/2019	MI 7	WI 7	TR	133264	511144	48642	521298	28736	28
11/2019	MI 7	WI 7	TR	133264	511144	48642	521322	28868	15
11/2019	MI 7	WI 7	TR	133264	511144	48642	521374	28662	100
11/2019	MI 7	WI 7	TR	133265	511136	277072	521174	28778	2
11/2019	MI 7	WI 7	TR	133265	511136	277072	521180	28875	20
11/2019	MI 7	WI 7	TR	133265	511136	277072	521186	42139	11
11/2019	MI 7	WI 7	TR	133265	511136	277072	521240	28759	70
11/2019	MI 7	WI 7	TR	133265	511136	277072	521246	28844	31



VASCR351

ANR Pipeline Company Transportation Services Fuel By Route Analysis

Reporting Year: January - December 2019
Production 11/2019

<u>Production Period</u>	<u>Receipt Segment</u>	<u>Delivery Segment</u>	<u>Service Class</u>	<u>Svc Req Contract</u>	<u>Receipt Location</u>	<u>Receipt Loc Prop</u>	<u>Delivery Location</u>	<u>Delivery Loc Prop</u>	<u>Fuel Quantity</u>
11/2019	MI 7	WI 7	TR	133265	511136	277072	521324	28794	25
11/2019	MI 7	WI 7	TR	133265	511144	48642	521180	28875	40
11/2019	MI 7	WI 7	TR	133265	511144	48642	521186	42139	1
11/2019	MI 7	WI 7	TR	133265	511144	48642	521240	28759	71
11/2019	MI 7	WI 7	TR	133265	511144	48642	521324	28794	16
11/2019	MI 7	WI 7	TR	133298	511136	277072	521266	28702	180
11/2019	MI 7	WI 7	TR	133302	511136	277072	521262	36868	284
11/2019	MI 7	WI 7	TR	133303	511136	277072	521784	28720	203
11/2019	MI 7	WI 7	TR	133304	511136	277072	521164	28842	735
11/2019	MI 7	WI 7	TR	133304	511136	277072	521814	36934	124
11/2019	MI 7	WI 7	TR	133400	511136	277072	521164	28842	1
11/2019	MI 7	WI 7	TR	133433	511136	277072	521784	28720	2
11/2019	MI 7	WI 7	TR	133449	511136	277072	521164	28842	5
11/2019	MI 7	WI 7	TR	133461	511136	277072	523034	384136	30
11/2019	MI 7	WI 7	TR	133464	505108	243097	521164	28842	82
11/2019	MI 7	WI 7	TR	133466	505108	243097	521246	28844	52
11/2019	MI 7	WI 7	TR	133467	505108	243097	510041	11661	175
11/2019	MI 7	WI 7	TR	133467	505108	243097	521610	261574	24
11/2019	MI 7	WI 7	TR	133467	511136	277072	521610	261574	2
11/2019	MI 7	WI 7	TR	133470	510005	246067	523034	384136	69
11/2019	MI 7	WI 7	TR	133470	510005	246067	523035	387791	100
11/2019	MI 7	WI 7	TR	133470	511136	277072	510033	28873	15
11/2019	MI 7	WI 7	TR	133470	511136	277072	521164	28842	3
11/2019	MI 7	WI 7	TR	133470	511136	277072	521246	28844	2
11/2019	MI 7	WI 7	TR	133470	511136	277072	521256	174788	35
11/2019	MI 7	WI 7	TR	133470	511136	277072	523034	384136	195
11/2019	MI 7	WI 7	TR	133470	511136	277072	523035	387791	639
11/2019	MI 7	WI 7	TR	133471	511136	277072	521676	100052	84
11/2019	MI 7	WI 7	TR	133472	511136	277072	521330	28761	283
11/2019	MI 7	WI 7	TR	133473	511136	277072	521164	28842	376
11/2019	MI 7	WI 7	TR	133478	511136	277072	521012	40226	42
11/2019	MI 7	WI 7	TR	133478	511136	277072	521172	28846	369
11/2019	MI 7	WI 7	TR	133478	511136	277072	521180	28875	118



VASCR351

**ANR Pipeline Company
Transportation Services
Fuel By Route Analysis**

Reporting Year: *January - December 2019*
Production 11/2019

<u>Production Period</u>	<u>Receipt Segment</u>	<u>Delivery Segment</u>	<u>Service Class</u>	<u>Svc Req Contract</u>	<u>Receipt Location</u>	<u>Receipt Loc Prop</u>	<u>Delivery Location</u>	<u>Delivery Loc Prop</u>	<u>Fuel Quantity</u>
11/2019	MI 7	W1 7	TR	133478	511136	277072	521188	28862	85
11/2019	MI 7	W1 7	TR	133478	511136	277072	521190	28825	30
11/2019	MI 7	W1 7	TR	133478	511136	277072	521220	28766	155
11/2019	MI 7	W1 7	TR	133478	511136	277072	521230	28819	30
11/2019	MI 7	W1 7	TR	133478	511136	277072	521240	28759	90
11/2019	MI 7	W1 7	TR	133478	511136	277072	521246	28844	42
11/2019	MI 7	W1 7	TR	133478	511136	277072	521250	28841	102
11/2019	MI 7	W1 7	TR	133478	511136	277072	521266	28702	51
11/2019	MI 7	W1 7	TR	133478	511136	277072	521298	28736	44
11/2019	MI 7	W1 7	TR	133478	511136	277072	521314	28661	112
11/2019	MI 7	W1 7	TR	133478	511136	277072	521320	28740	30
11/2019	MI 7	W1 7	TR	133478	511136	277072	521328	28763	125
11/2019	MI 7	W1 7	TR	133478	511136	277072	521330	28761	97
11/2019	MI 7	W1 7	TR	133478	511136	277072	521336	28738	73
11/2019	MI 7	W1 7	TR	133478	511136	277072	521340	28732	30
11/2019	MI 7	W1 7	TR	133478	511136	277072	521350	28660	152
11/2019	MI 7	W1 7	TR	133478	511136	277072	521676	100052	26
11/2019	MI 7	W1 7	TR	133478	511136	277072	521812	40304	30
11/2019	MI 7	W1 7	TR	133478	511136	277072	521814	36934	174
11/2019	MI 7	W1 7	TR	133496	511136	277072	523034	384136	35
11/2019	MI 7	W1 7	TR	133529	505108	243097	521314	28661	128
11/2019	MI 7	W1 7	TR	133529	505587	505587	523034	384136	81
11/2019	MI 7	W1 7	TR	133529	510005	246067	521314	28661	7
11/2019	MI 7	W1 7	TR	133529	510005	246067	523034	384136	295
11/2019	MI 7	W1 7	TR	133529	510005	246067	523035	387791	23
11/2019	MI 7	W1 7	TR	133529	511136	277072	521164	28842	69
11/2019	MI 7	W1 7	TR	133529	511136	277072	521172	28846	31
11/2019	MI 7	W1 7	TR	133529	511136	277072	521314	28661	3
11/2019	MI 7	W1 7	TR	133529	511136	277072	523034	384136	1,392
11/2019	MI 7	W1 7	TR	133529	511136	277072	523035	387791	692
11/2019	MI 7	W1 7	TR	133530	511136	277072	521314	28661	17
11/2019	MI 7	W1 7	TR	133531	511136	277072	521172	28846	246
11/2019	MI 7	W1 7	TR	133531	511136	277072	521178	28883	29



VASCR351

ANR Pipeline Company Transportation Services Fuel By Route Analysis

Reporting Year: January - December 2019
Production 11/2019

<u>Production Period</u>	<u>Receipt Segment</u>	<u>Delivery Segment</u>	<u>Service Class</u>	<u>Svc Req Contract</u>	<u>Receipt Location</u>	<u>Receipt Loc Prop</u>	<u>Delivery Location</u>	<u>Delivery Loc Prop</u>	<u>Fuel Quantity</u>
11/2019	MI 7	WI 7	TR	133531	511136	277072	521246	28844	5
11/2019	MI 7	WI 7	TR	133531	511136	277072	521266	28702	174
11/2019	MI 7	WI 7	TR	133531	511136	277072	521314	28661	240
11/2019	MI 7	WI 7	TR	133531	521985	278172	521172	28846	10
11/2019	MI 7	WI 7	TR	133531	521985	278172	521266	28702	2
11/2019	MI 7	WI 7	TR	133531	521985	278172	521314	28661	16
11/2019	MI 7	WI 7	TR	133543	505038	153808	510041	11661	58
11/2019	MI 7	WI 7	TR	133543	505038	153808	521164	28842	12
11/2019	MI 7	WI 7	TR	133543	505038	153808	523034	384136	149
11/2019	MI 7	WI 7	TR	133543	505038	153808	523035	387791	138
11/2019	MI 7	WI 7	TR	133543	511136	277072	510041	11661	122
11/2019	MI 7	WI 7	TR	133543	511136	277072	523034	384136	35
11/2019	MI 7	WI 7	TR	133543	511136	277072	523035	387791	19
11/2019	MI 7	WI 7	TR	133543	521985	278172	523035	387791	31
11/2019	MI 7	WI 7	TR	133563	505038	153808	510041	11661	54
11/2019	MI 7	WI 7	TR	133563	505038	153808	521164	28842	18
11/2019	MI 7	WI 7	TR	133563	505038	153808	521610	261574	3
11/2019	MI 7	WI 7	TR	133563	505038	153808	521784	28720	10
11/2019	MI 7	WI 7	TR	133563	505038	153808	523034	384136	210
11/2019	MI 7	WI 7	TR	133563	505038	153808	523035	387791	19
11/2019	MI 7	WI 7	TR	133563	505108	243097	510041	11661	53
11/2019	MI 7	WI 7	TR	133563	505108	243097	521164	28842	351
11/2019	MI 7	WI 7	TR	133563	505108	243097	521654	284917	40
11/2019	MI 7	WI 7	TR	133563	505108	243097	521784	28720	25
11/2019	MI 7	WI 7	TR	133563	505108	243097	523034	384136	804
11/2019	MI 7	WI 7	TR	133563	505108	243097	523035	387791	15
11/2019	MI 7	WI 7	TR	133563	511136	277072	510041	11661	431
11/2019	MI 7	WI 7	TR	133563	511136	277072	521164	28842	445
11/2019	MI 7	WI 7	TR	133563	511136	277072	521256	174788	13
11/2019	MI 7	WI 7	TR	133563	511136	277072	521266	28702	105
11/2019	MI 7	WI 7	TR	133563	511136	277072	521288	28670	97
11/2019	MI 7	WI 7	TR	133563	511136	277072	521300	28739	3
11/2019	MI 7	WI 7	TR	133563	511136	277072	521654	284917	156



**ANR Pipeline Company
Transportation Services
Fuel By Route Analysis**

VASCR351

Reporting Year: *January - December 2019*
Production **11/2019**

<u>Production Period</u>	<u>Receipt Segment</u>	<u>Delivery Segment</u>	<u>Service Class</u>	<u>Svc Req Contract</u>	<u>Receipt Location</u>	<u>Receipt Loc Prop</u>	<u>Delivery Location</u>	<u>Delivery Loc Prop</u>	<u>Fuel Quantity</u>
11/2019	MI 7	WI 7	TR	133563	511136	277072	521784	28720	117
11/2019	MI 7	WI 7	TR	133563	511136	277072	523034	384136	1,511
11/2019	MI 7	WI 7	TR	133563	511136	277072	523035	387791	445
11/2019	MI 7	WI 7	TR	133565	511136	277072	521316	28831	720
11/2019	MI 7	WI 7	TR	133569	511136	277072	510033	28873	325
11/2019	MI 7	WI 7	TR	133569	511136	277072	521164	28842	26
11/2019	MI 7	WI 7	TR	133569	511136	277072	521178	28883	1,151
11/2019	MI 7	WI 7	TR	133569	511136	277072	521260	36867	320
11/2019	MI 7	WI 7	TR	133569	511136	277072	521266	28702	95
11/2019	MI 7	WI 7	TR	133569	511136	277072	521314	28661	24
11/2019	MI 7	WI 7	TR	133569	511136	277072	521784	28720	93
11/2019	MI 7	WI 7	TR	133571	511136	277072	521252	28779	91
11/2019	MI 7	WI 7	TR	133571	511136	277072	521266	28702	52
11/2019	MI 7	WI 7	TR	133571	511136	277072	521314	28661	104
11/2019	MI 7	WI 7	TR	133571	511136	277072	521374	28662	10
11/2019	MI 7	WI 7	TR	133572	511136	277072	521252	28779	18
11/2019	MI 7	WI 7	TR	133572	511136	277072	521374	28662	2
11/2019	MI 7	WI 7	TR	133572	511136	277072	521610	261574	12
11/2019	MI 7	WI 7	TR	133572	511136	277072	523034	384136	2
11/2019	MI 7	WI 7	TR	133574	511136	277072	510033	28873	39
11/2019	MI 7	WI 7	TR	133574	511136	277072	521164	28842	361
11/2019	MI 7	WI 7	TR	133574	511136	277072	521260	36867	273
11/2019	MI 7	WI 7	TR	133574	511136	277072	521266	28702	303
11/2019	MI 7	WI 7	TR	133574	511136	277072	521314	28661	48
11/2019	MI 7	WI 7	TR	133574	511136	277072	521784	28720	236
11/2019	MI 7	WI 7	TR	133575	511136	277072	521164	28842	756
11/2019	MI 7	WI 7	TR	133575	511136	277072	521260	36867	724
11/2019	MI 7	WI 7	TR	133575	511136	277072	521266	28702	292
11/2019	MI 7	WI 7	TR	133575	511136	277072	521314	28661	86
11/2019	MI 7	WI 7	TR	133575	511136	277072	521784	28720	216
11/2019	MI 7	WI 7	TR	133577	511136	277072	521676	100052	280
11/2019	MI 7	WI 7	TR	133577	511136	277072	521784	28720	280
11/2019	MI 7	WI 7	TR	133577	511144	48642	521676	100052	748



VASCR351

ANR Pipeline Company Transportation Services Fuel By Route Analysis

Reporting Year: January - December 2019
Production 11/2019

<u>Production Period</u>	<u>Receipt Segment</u>	<u>Delivery Segment</u>	<u>Service Class</u>	<u>Svc Req Contract</u>	<u>Receipt Location</u>	<u>Receipt Loc Prop</u>	<u>Delivery Location</u>	<u>Delivery Loc Prop</u>	<u>Fuel Quantity</u>
11/2019	MI 7	WI 7	TR	133577	511144	48642	521784	28720	770
11/2019	MI 7	WI 7	TR	133581	511136	277072	521174	28778	118
11/2019	MI 7	WI 7	TR	133581	511136	277072	521246	28844	135
11/2019	MI 7	WI 7	TR	133581	511136	277072	521252	28779	19
11/2019	MI 7	WI 7	TR	133602	510005	246067	523032	384134	140
11/2019	MI 7	WI 7	TR	133603	510005	246067	521180	28875	140
11/2019	MI 7	WI 7	TR	133604	510005	246067	523032	384134	140
11/2019	MI 7	WI 7	TR	133605	505038	153808	521266	28702	68
11/2019	MI 7	WI 7	TR	133605	505108	243097	521266	28702	13
11/2019	MI 7	WI 7	TR	133605	510005	246067	521266	28702	139
11/2019	MI 7	WI 7	TR	133606	510005	246067	521172	28846	140
11/2019	MI 7	WI 7	TR	133608	511136	277072	523034	384136	47
11/2019	MI 7	WI 7	TR	133609	505038	153808	521314	28661	112
11/2019	MI 7	WI 7	TR	133609	511136	277072	521172	28846	13
11/2019	MI 7	WI 7	TR	133609	511136	277072	521314	28661	98
11/2019	MI 7	WI 7	TR	133614	505038	153808	521172	28846	26
11/2019	MI 7	WI 7	TR	133614	505038	153808	521314	28661	66
11/2019	MI 7	WI 7	TR	133614	505038	153808	521676	100052	81
11/2019	MI 7	WI 7	TR	133614	511136	277072	521172	28846	8
11/2019	MI 7	WI 7	TR	133614	511136	277072	521246	28844	5
11/2019	MI 7	WI 7	TR	133614	511136	277072	521314	28661	25
11/2019	MI 7	WI 7	TR	133616	505108	243097	521266	28702	60
11/2019	MI 7	WI 7	TR	133625	511136	277072	521164	28842	67
11/2019	MI 7	WI 7	TR	133625	511136	277072	521202	28682	30
11/2019	MI 7	WI 7	TR	133625	511136	277072	521246	28844	26
11/2019	MI 7	WI 7	TR	133625	511136	277072	521288	28670	704
11/2019	MI 7	WI 7	TR	133625	511136	277072	521314	28661	6
11/2019	MI 7	WI 7	TR	133625	511136	277072	523041	395460	298
11/2019	MI 7	WI 7	TR	133626	510005	246067	521314	28661	97
11/2019	MI 7	WI 7	TR	133626	510005	246067	523035	387791	42
11/2019	MI 7	WI 7	TR	133626	511136	277072	521314	28661	846
11/2019	MI 7	WI 7	TR	133626	511136	277072	523035	387791	405
11/2019	MI 7	WI 7	TR	133638	511136	277072	521034	183670	127



VASCR351

**ANR Pipeline Company
Transportation Services
Fuel By Route Analysis**

Reporting Year: *January - December 2019*
Production 11/2019

<u>Production Period</u>	<u>Receipt Segment</u>	<u>Delivery Segment</u>	<u>Service Class</u>	<u>Svc Req Contract</u>	<u>Receipt Location</u>	<u>Receipt Loc Prop</u>	<u>Delivery Location</u>	<u>Delivery Loc Prop</u>	<u>Fuel Quantity</u>
11/2019	SE 2	ME 3	TR	108031	505002	103565	521688	153708	1,690
11/2019	SE 2	ME 3	TR	124603	505002	103565	521626	40184	4,890
11/2019	SE 2	ME 3	TR	124945	505002	103565	521626	40184	420
11/2019	SE 2	ME 3	TR	124946	505002	103565	521626	40184	3,362
11/2019	SE 2	ME 3	TR	132635	505002	103565	521552	16265	804
11/2019	SE 2	ME 3	TR	132644	505002	103565	505392	356048	174
11/2019	SE 2	ME 3	TR	132648	505002	103565	521552	16265	132
11/2019	SE 2	ME 3	TR	132650	505002	103565	505392	356048	1,045
11/2019	SE 2	ME 3	TR	132654	505002	103565	505392	356048	326
11/2019	SE 2	ME 3	TR	132654	505002	103565	505573	1400988	4
11/2019	SE 2	ME 3	TR	132668	505002	103565	505392	356048	954
11/2019	SE 2	ME 3	TR	132673	505002	103565	505573	1400988	13
11/2019	SE 2	ME 3	TR	132673	505002	103565	520027	295956	2
11/2019	SE 2	ME 3	TR	132676	505002	103565	521552	16265	161
11/2019	SE 2	ME 3	TR	132676	505002	103565	521620	16118	38
11/2019	SE 2	ME 3	TR	132682	505002	103565	521626	40184	19
11/2019	SE 2	ME 3	TR	132704	505002	103565	521552	16265	282
11/2019	SE 2	ME 3	TR	133319	505002	103565	521626	40184	60
11/2019	SE 2	ME 3	TR	133339	505002	103565	521626	40184	90
11/2019	SE 2	ME 3	TR	133350	505002	103565	521626	40184	60
11/2019	SE 2	ME 3	TR	133379	505002	103565	521626	40184	30
11/2019	SE 2	ME 3	TR	133557	505002	103565	505573	1400988	330
11/2019	SE 2	ME 3	TR	133559	505002	103565	505573	1400988	160
11/2019	SE 2	ME 3	TS	109138	505002	103565	505011	139239	454
11/2019	SE 2	ME 3	TS	109190	505002	103565	505009	139237	300
Segment Subtotal									
11/2019	SE 2	M17	TR	115270	505002	103565	521080	138675	25,159
11/2019	SE 2	M17	TR	132544	505002	103565	521116	42078	133
11/2019	SE 2	M17	TR	132635	505002	103565	505020	139252	105
11/2019	SE 2	M17	TR	132644	505002	103565	521098	108641	68
11/2019	SE 2	M17	TR	132644	505002	103565	521138	11680	3
11/2019	SE 2	M17	TR	132668	505002	103565	505020	139252	233
11/2019	SE 2	M17	TR	133326	505002	103565	521932	138744	90
									15,800



VASCR351

ANR Pipeline Company Transportation Services Fuel By Route Analysis

Reporting Year: *January - December 2019*
Production 11/2019

<u>Production Period</u>	<u>Receipt Segment</u>	<u>Delivery Segment</u>	<u>Service Class</u>	<u>Svc Req Contract</u>	<u>Receipt Location</u>	<u>Receipt Loc Prop</u>	<u>Delivery Location</u>	<u>Delivery Loc Prop</u>	<u>Fuel Quantity</u>
11/2019	SE 2	MI 7	TR	133336	505002	103565	505038	153808	29
11/2019	SE 2	MI 7	TR	133336	505002	103565	521118	11578	10
11/2019	SE 2	MI 7	TR	133336	505002	103565	521122	11751	1
11/2019	SE 2	MI 7	TR	133336	505002	103565	521124	11562	52
11/2019	SE 2	MI 7	TR	133336	505002	103565	521138	11680	1
11/2019	SE 2	MI 7	TR	133336	505002	103565	521670	40468	5
11/2019	SE 2	MI 7	TR	133336	505002	103565	521932	138744	97
11/2019	SE 2	MI 7	TR	133338	505002	103565	521138	11680	91
11/2019	SE 2	MI 7	TR	133338	505002	103565	521932	138744	29
11/2019	SE 2	MI 7	TR	133346	505002	103565	521932	138744	30
11/2019	SE 2	MI 7	TR	133349	505002	103565	521932	138744	30
11/2019	SE 2	MI 7	TR	133366	505002	103565	521932	138744	120
11/2019	SE 2	MI 7	TR	133378	505002	103565	521932	138744	97
11/2019	SE 2	MI 7	TR	133523	505002	103565	505038	153808	25
11/2019	SE 2	MI 7	TR	133523	505002	103565	505108	243097	984
11/2019	SE 2	MI 7	TR	133585	505002	103565	505017	139249	3,490
11/2019	SE 2	MI 7	TR	133651	505002	103565	505017	139249	1,470
11/2019	SE 2	MI 7	TR	133660	505002	103565	505017	139249	441
	Segment Subtotal								32,793
11/2019	SE 1	SE 1	TR	115656	505002	103565	523064	766185	157
11/2019	SE 2	SE 1	TR	126586	505002	103565	523064	766185	343
11/2019	SE 2	SE 1	TR	126736	505002	103565	521036	186899	316
11/2019	SE 2	SE 1	TR	132158	505002	103565	521682	28554	18,209
11/2019	SE 2	SE 1	TR	132508	505002	103565	521036	186899	52
11/2019	SE 2	SE 1	TR	132520	505002	103565	520010	7695	29
11/2019	SE 2	SE 1	TR	132520	505002	103565	523075	1387567	58
11/2019	SE 2	SE 1	TR	133523	505002	103565	523064	766185	19
11/2019	SE 2	SE 1	TR	133623	505002	103565	521036	186899	60
	Segment Subtotal								19,243
11/2019	SE 2	SE 2	TR	120575	505002	103565	505358	345116	26
11/2019	SE 2	SE 2	TR	120616	505545	1250766	521662	233620	665
11/2019	SE 2	SE 2	TR	120716	510023	233907	521632	42593	99



VASCR351

ANR Pipeline Company Transportation Services Fuel By Route Analysis

Reporting Year: January - December 2019
Production 11/2019

<u>Production Period</u>	<u>Receipt Segment</u>	<u>Delivery Segment</u>	<u>Service Class</u>	<u>Svc Req Contract</u>	<u>Receipt Location</u>	<u>Receipt Loc Prop</u>	<u>Delivery Location</u>	<u>Delivery Loc Prop</u>	<u>Fuel Quantity</u>
11/2019	SE 2	SE 2	TR	120716	510023	233907	521662	233620	89
11/2019	SE 2	SE 2	TR	120716	513075	742882	521662	233620	202
11/2019	SE 2	SE 2	TR	120969	505002	103565	523072	1261146	38
11/2019	SE 2	SE 2	TR	123309	505545	1250766	520004	10369	408
11/2019	SE 2	SE 2	TR	123309	505545	1250766	522130	38295	294
11/2019	SE 2	SE 2	TR	123309	510023	233907	520004	10369	211
11/2019	SE 2	SE 2	TR	123309	510023	233907	522130	38295	34
11/2019	SE 2	SE 2	TR	126736	505002	103565	520004	10369	13
11/2019	SE 2	SE 2	TR	129163	505002	103565	520004	10369	701
11/2019	SE 2	SE 2	TR	129163	505002	103565	520006	40317	35
11/2019	SE 2	SE 2	TR	129163	505002	103565	521632	42593	3,011
11/2019	SE 2	SE 2	TR	129163	505002	103565	522130	38295	3,323
11/2019	SE 2	SE 2	TR	129163	505002	103565	523050	467240	231
11/2019	SE 2	SE 2	TR	129163	505002	103565	523092	523092	192
11/2019	SE 2	SE 2	TR	129163	505545	1250766	520004	10369	92
11/2019	SE 2	SE 2	TR	129163	505545	1250766	520006	40317	517
11/2019	SE 2	SE 2	TR	129163	505545	1250766	521632	42593	114
11/2019	SE 2	SE 2	TR	129163	505545	1250766	522130	38295	971
11/2019	SE 2	SE 2	TR	129163	505545	1250766	523050	467240	88
11/2019	SE 2	SE 2	TR	129954	505002	103565	521632	42593	4,296
11/2019	SE 2	SE 2	TR	129987	505002	103565	520004	10369	92
11/2019	SE 2	SE 2	TR	129987	505002	103565	520009	10111	1,102
11/2019	SE 2	SE 2	TR	129987	505002	103565	521632	42593	6,706
11/2019	SE 2	SE 2	TR	129987	505002	103565	522130	38295	695
11/2019	SE 2	SE 2	TR	130009	505002	103565	520004	10369	36
11/2019	SE 2	SE 2	TR	130009	505002	103565	520009	10111	37
11/2019	SE 2	SE 2	TR	130009	505002	103565	521632	42593	2,062
11/2019	SE 2	SE 2	TR	130071	505002	103565	520009	10111	7
11/2019	SE 2	SE 2	TR	130071	505002	103565	521662	233620	473
11/2019	SE 2	SE 2	TR	131983	505002	103565	523018	322625	3,480
11/2019	SE 2	SE 2	TR	132056	505002	103565	521632	42593	3,038
11/2019	SE 2	SE 2	TR	132137	505002	103565	521632	42593	29
11/2019	SE 2	SE 2	TR	132137	505002	103565	521662	233620	3,390



VASCR351

ANR Pipeline Company Transportation Services Fuel By Route Analysis

Reporting Year: January - December 2019
Production 11/2019

<u>Production Period</u>	<u>Receipt Segment</u>	<u>Delivery Segment</u>	<u>Service Class</u>	<u>Svc Req Contract</u>	<u>Receipt Location</u>	<u>Receipt Loc Prop</u>	<u>Delivery Location</u>	<u>Delivery Loc Prop</u>	<u>Fuel Quantity</u>
11/2019	SE 2	SE 2	TR	132137	505002	103565	523018	322625	13
11/2019	SE 2	SE 2	TR	132137	505002	103565	523050	467240	18
11/2019	SE 2	SE 2	TR	132137	505545	1250766	521632	42593	1,179
11/2019	SE 2	SE 2	TR	132137	505545	1250766	523050	467240	514
11/2019	SE 2	SE 2	TR	132204	513075	742882	522130	38295	58
11/2019	SE 2	SE 2	TR	132357	505002	103565	520004	10369	35
11/2019	SE 2	SE 2	TR	132508	505002	103565	521632	42593	3,562
11/2019	SE 2	SE 2	TR	132508	505002	103565	521662	233620	548
11/2019	SE 2	SE 2	TR	132508	505545	1250766	521632	42593	228
11/2019	SE 2	SE 2	TR	132508	510023	233907	521632	42593	272
11/2019	SE 2	SE 2	TR	132514	505002	103565	521632	42593	162
11/2019	SE 2	SE 2	TR	132514	505545	1250766	521632	42593	79
11/2019	SE 2	SE 2	TR	132514	505545	1250766	523063	742883	52
11/2019	SE 2	SE 2	TR	132520	505002	103565	521662	233620	870
11/2019	SE 2	SE 2	TR	132520	505545	1250766	521632	42593	17
11/2019	SE 2	SE 2	TR	132520	510023	233907	521632	42593	29
11/2019	SE 2	SE 2	TR	132520	510023	233907	521662	233620	319
11/2019	SE 2	SE 2	TR	132585	505545	1250766	522130	38295	166
11/2019	SE 2	SE 2	TR	132585	510023	233907	521632	42593	27
11/2019	SE 2	SE 2	TR	132585	510023	233907	522130	38295	1,531
11/2019	SE 2	SE 2	TR	132585	510023	233907	523018	322625	588
11/2019	SE 2	SE 2	TR	132585	510023	233907	523063	742883	5
11/2019	SE 2	SE 2	TR	132585	513075	742882	521632	42593	160
11/2019	SE 2	SE 2	TR	132585	513075	742882	522130	38295	2
11/2019	SE 2	SE 2	TR	132585	513075	742882	523018	322625	280
11/2019	SE 2	SE 2	TR	132586	505545	1250766	522130	38295	57
11/2019	SE 2	SE 2	TR	132586	510023	233907	521632	42593	2
11/2019	SE 2	SE 2	TR	132586	510023	233907	523018	322625	14
11/2019	SE 2	SE 2	TR	132586	510023	233907	523063	742883	243
11/2019	SE 2	SE 2	TR	132586	513075	742882	523091	523091	43
11/2019	SE 2	SE 2	TR	133280	505002	103565	523018	322625	530
11/2019	SE 2	SE 2	TR	133280	505545	1250766	521632	42593	53
11/2019	SE 2	SE 2	TR	133280	505545	1250766	523018	322625	838



VASCR351

ANR Pipeline Company Transportation Services Fuel By Route Analysis

Reporting Year: January - December 2019
Production 11/2019

<u>Production Period</u>	<u>Receipt Segment</u>	<u>Delivery Segment</u>	<u>Service Class</u>	<u>Svc Req Contract</u>	<u>Receipt Location</u>	<u>Receipt Loc Prop</u>	<u>Delivery Location</u>	<u>Delivery Loc Prop</u>	<u>Fuel Quantity</u>
11/2019	SE 2	SE 2	TR	133280	505545	1250766	523063	742883	106
11/2019	SE 2	SE 2	TR	133280	513075	742882	523018	322625	10
11/2019	SE 2	SE 2	TR	133457	505002	103565	521662	233620	1,740
11/2019	SE 2	SE 2	TR	133457	505545	1250766	521662	233620	174
11/2019	SE 2	SE 2	TR	133457	510023	233907	521632	42593	448
11/2019	SE 2	SE 2	TR	133457	510023	233907	521662	233620	1,346
11/2019	SE 2	SE 2	TR	133550	505002	103565	521632	42593	514
11/2019	SE 2	SE 2	TR	133550	505002	103565	523018	322625	35
11/2019	SE 2	SE 2	TR	133550	505002	103565	523063	742883	180
11/2019	SE 2	SE 2	TR	133550	505545	1250766	521632	42593	770
11/2019	SE 2	SE 2	TR	133550	505545	1250766	523018	322625	177
11/2019	SE 2	SE 2	TR	133550	505545	1250766	523063	742883	36
11/2019	SE 2	SE 2	TR	133551	505002	103565	522130	38295	1,128
11/2019	SE 2	SE 2	TR	133551	513075	742882	522130	38295	493
11/2019	SE 2	SE 2	TR	133552	505002	103565	521632	42593	30
11/2019	SE 2	SE 2	TR	133552	505002	103565	523018	322625	900
11/2019	SE 2	SE 2	TR	133552	505002	103565	523063	742883	66
11/2019	SE 2	SE 2	TR	133552	505545	1250766	521632	42593	804
11/2019	SE 2	SE 2	TR	133552	505545	1250766	523018	322625	1,065
11/2019	SE 2	SE 2	TR	133552	505545	1250766	523063	742883	86
	Segment Subtotal								59,399
11/2019	SE 2	WI 7	TR	117334	505002	103565	505021	139253	8,850
11/2019	SE 2	WI 7	TR	133316	505002	103565	521610	261574	180
11/2019	SE 2	WI 7	TR	133318	505002	103565	521610	261574	120
	Segment Subtotal								9,150
11/2019	SW 1	SW 1	TR	125737	513096	1261065	523076	1388911	1,255
11/2019	SW 1	SW 1	TR	132261	510025	36981	523060	736566	3,596
11/2019	SW 1	SW 1	TR	132261	510025	36981	523061	737783	5,357
11/2019	SW 1	SW 1	TR	132261	512520	187493	523061	737783	188
11/2019	SW 1	SW 1	TR	132261	513061	490942	523060	736566	1,017
11/2019	SW 1	SW 1	TR	132261	513061	490942	523061	737783	1,444
11/2019	SW 1	SW 1	TR	132261	513086	918527	523062	738789	73



VASCR351

ANR Pipeline Company Transportation Services Fuel By Route Analysis

Reporting Year: *January - December 2019*
Production 11/2019

<u>Production Period</u>	<u>Receipt Segment</u>	<u>Delivery Segment</u>	<u>Service Class</u>	<u>Svc Req Contract</u>	<u>Receipt Location</u>	<u>Receipt Loc Prop</u>	<u>Delivery Location</u>	<u>Delivery Loc Prop</u>	<u>Fuel Quantity</u>
11/2019	SW 1	SW 1	TR	132261	513096	1261065	523060	730566	473
11/2019	SW 1	SW 1	TR	132261	513096	1261065	523061	737783	1,240
	Segment Subtotal								
11/2019	SW 4	ME 3	TR	110505	505003	103702	520018	22986	4
11/2019	SW 4	ME 3	TR	110505	505003	103702	520027	295956	671
11/2019	SW 4	ME 3	TR	110505	505003	103702	521552	16265	9
11/2019	SW 4	ME 3	TR	131440	505003	103702	521534	138745	2,010
11/2019	SW 4	ME 3	TR	131441	505003	103702	505008	139236	1,472
	Segment Subtotal								
11/2019	SW 4	MI 7	TR	108304	505003	103702	505108	243097	18,750
11/2019	SW 4	MI 7	TR	109422	505003	103702	505018	139250	8,750
11/2019	SW 4	MI 7	TR	109511	505003	103702	505108	243097	15,827
11/2019	SW 4	MI 7	TR	109511	505003	103702	521104	40849	15,414
11/2019	SW 4	MI 7	TR	110505	505003	103702	521016	4196	1,308
11/2019	SW 4	MI 7	TR	110505	505003	103702	521080	138675	146
11/2019	SW 4	MI 7	TR	110505	505003	103702	521118	11578	168
11/2019	SW 4	MI 7	TR	110505	505003	103702	521122	11751	216
11/2019	SW 4	MI 7	TR	110505	505003	103702	521124	11562	295
11/2019	SW 4	MI 7	TR	110505	505003	103702	521138	11680	30
11/2019	SW 4	MI 7	TR	110505	505003	103702	521142	40477	349
11/2019	SW 4	MI 7	TR	110505	505003	103702	521144	11580	256
11/2019	SW 4	MI 7	TR	110505	505003	103702	521146	11785	30
11/2019	SW 4	MI 7	TR	110505	505003	103702	521636	22992	2,607
11/2019	SW 4	MI 7	TR	110505	505003	103702	521932	138744	480
11/2019	SW 4	MI 7	TR	110506	505003	103702	521016	4196	721
11/2019	SW 4	MI 7	TR	110506	505003	103702	521080	138675	1,085
11/2019	SW 4	MI 7	TR	110506	505003	103702	521636	22992	236
11/2019	SW 4	MI 7	TR	110506	505003	103702	521932	138744	2,963
11/2019	SW 4	MI 7	TR	110507	505003	103702	521016	4196	5,356
11/2019	SW 4	MI 7	TR	110507	505003	103702	521080	138675	136
11/2019	SW 4	MI 7	TR	110507	505003	103702	521636	22992	1,161
11/2019	SW 4	MI 7	TR	110507	505003	103702	521932	138744	70



VASCR351

ANR Pipeline Company Transportation Services Fuel By Route Analysis

Reporting Year: *January - December 2019*
Production 11/2019

<u>Production Period</u>	<u>Receipt Segment</u>	<u>Delivery Segment</u>	<u>Service Class</u>	<u>Svc Req Contract</u>	<u>Receipt Location</u>	<u>Receipt Loc Prop</u>	<u>Delivery Location</u>	<u>Delivery Loc Prop</u>	<u>Fuel Quantity</u>
11/2019	SW 4	MI 7	TR	115269	505003	103702	521080	138675	21,466
11/2019	SW 4	MI 7	TR	122247	505003	103702	521074	40470	437
11/2019	SW 4	MI 7	TR	122247	505003	103702	521110	11803	3,960
11/2019	SW 4	MI 7	TR	122247	505003	103702	521116	42078	8,754
11/2019	SW 4	MI 7	TR	122247	505003	103702	521636	22992	5,606
11/2019	SW 4	MI 7	TR	124950	505003	103702	505038	153808	158
11/2019	SW 4	MI 7	TR	124950	505003	103702	521932	138744	5,842
11/2019	SW 4	MI 7	TR	126599	505003	103702	505038	153808	25
11/2019	SW 4	MI 7	TR	126599	505003	103702	505541	1181282	16
11/2019	SW 4	MI 7	TR	126599	505003	103702	521080	138675	710
11/2019	SW 4	MI 7	TR	127117	505003	103702	521080	138675	119,024
11/2019	SW 4	MI 7	TR	131644	505003	103702	521985	278172	17
11/2019	SW 4	MI 7	TR	132423	505003	103702	521016	4196	787
11/2019	SW 4	MI 7	TR	133295	505003	103702	511136	277072	4,447
11/2019	SW 4	MI 7	TR	133301	505003	103702	521985	278172	1,853
11/2019	SW 4	MI 7	TR	133322	505003	103702	521932	138744	90
11/2019	SW 4	MI 7	TR	133382	505003	103702	521932	138744	90
11/2019	SW 4	MI 7	TR	133402	505003	103702	521932	138744	30
11/2019	SW 4	MI 7	TR	133412	505003	103702	521080	138675	10
11/2019	SW 4	MI 7	TR	133412	505003	103702	521932	138744	290
11/2019	SW 4	MI 7	TR	133441	505003	103702	521932	138744	60
11/2019	SW 4	MI 7	TR	133451	505003	103702	521932	138744	60
11/2019	SW 4	MI 7	TR	133582	505003	103702	505017	139249	25,203
11/2019	SW 4	MI 7	TR	133582	505003	103702	521116	42078	50
11/2019	SW 4	MI 7	TR	133582	505003	103702	521636	22992	357
11/2019	SW 4	MI 7	TR	133583	505003	103702	505017	139249	22,500
11/2019	SW 4	MI 7	TR	133612	505003	103702	505017	139249	679
11/2019	SW 4	MI 7	TR	133646	505003	103702	521142	40477	832
11/2019	SW 4	MI 7	TR	133646	505003	103702	521144	11580	832
11/2019	SW 4	MI 7	TR	133646	505003	103702	521932	138744	3,443
11/2019	SW 4	MI 7	TR	133646	505003	103702	521985	278172	516
11/2019	SW 4	MI 7	TR	133650	505003	103702	505017	139249	1,470
11/2019	SW 4	MI 7	TR	133661	505003	103702	505017	139249	2,205



VASCR351

**ANR Pipeline Company
Transportation Services
Fuel By Route Analysis**

Reporting Year: *January - December 2019*
Production 11/2019

<u>Production Period</u>	<u>Receipt Segment</u>	<u>Delivery Segment</u>	<u>Service Class</u>	<u>Svc Req Contract</u>	<u>Receipt Location</u>	<u>Receipt Loc Prop</u>	<u>Delivery Location</u>	<u>Delivery Loc Prop</u>	<u>Fuel Quantity</u>
	Segment Subtotal								
11/2019	SW 4	MW 5	TR	111657	505003	103702	521656	284918	1,964
11/2019	SW 4	MW 5	TR	125574	505003	103702	523079	1395865	3,180
11/2019	SW 4	MW 5	TR	126599	505003	103702	521408	12999	175
11/2019	SW 4	MW 5	TR	126599	505003	103702	521600	40285	30
11/2019	SW 4	MW 5	TR	126599	505003	103702	521656	284918	44
11/2019	SW 4	MW 5	TR	133330	505003	103702	521600	40285	8
11/2019	SW 4	MW 5	TR	133416	505003	103702	521600	40285	21
11/2019	SW 4	MW 5	TS	123146	505003	103702	521596	5227	66
11/2019	SW 4	MW 5	TS	123148	505003	103702	505015	139247	324
11/2019	SW 4	MW 5	TS	123174	505003	103702	521398	5588	30
	Segment Subtotal								
11/2019	SW 4	MW 6	TR	700	505003	103702	505014	139246	5,842
11/2019	SW 4	MW 6	TR	108861	505003	103702	521498	4857	2,040
11/2019	SW 4	MW 6	TR	108986	505003	103702	505005	139233	630
11/2019	SW 4	MW 6	TR	108986	505003	103702	521658	3605	3,593
11/2019	SW 4	MW 6	TR	110185	505003	103702	505013	139241	187
11/2019	SW 4	MW 6	TR	110185	505003	103702	521086	103709	790
11/2019	SW 4	MW 6	TR	110185	505003	103702	521470	4738	6,158
11/2019	SW 4	MW 6	TR	110185	505003	103702	521482	4741	3,090
11/2019	SW 4	MW 6	TR	110185	505003	103702	521470	4738	980
11/2019	SW 4	MW 6	TR	113155	505003	103702	521438	4614	3,840
11/2019	SW 4	MW 6	TR	116236	505003	103702	505013	139241	4,597
11/2019	SW 4	MW 6	TR	123406	505003	103702	521434	4619	13,365
11/2019	SW 4	MW 6	TR	123406	505003	103702	521442	4607	972
11/2019	SW 4	MW 6	TR	123406	505003	103702	521470	4738	702
11/2019	SW 4	MW 6	TR	123406	505003	103702	521482	4741	319
11/2019	SW 4	MW 6	TR	123850	505003	103702	521428	40193	59
11/2019	SW 4	MW 6	TR	126494	505003	103702	521438	4614	1,634
11/2019	SW 4	MW 6	TR	126599	505003	103702	521400	13135	4,410
11/2019	SW 4	MW 6	TR	126599	505003	103702	521914	40412	385
11/2019	SW 4	MW 6	TR	127009	505003	103702	523078	1394871	129
11/2019	SW 4	MW 6	TR						89,691



VASCR351

ANR Pipeline Company Transportation Services Fuel By Route Analysis

Reporting Year: *January - December 2019*
Production 11/2019

<u>Production Period</u>	<u>Receipt Segment</u>	<u>Delivery Segment</u>	<u>Service Class</u>	<u>Svc Req Contract</u>	<u>Receipt Location</u>	<u>Receipt Loc Prop</u>	<u>Delivery Location</u>	<u>Delivery Loc Prop</u>	<u>Fuel Quantity</u>
11/2019	SW 4	MW 6	TR	128775	505003	103702	521434	4619	3,300
11/2019	SW 4	MW 6	TR	131177	505003	103702	521658	3605	1,467
11/2019	SW 4	MW 6	TR	131177	505003	103702	521914	40412	5,266
11/2019	SW 4	MW 6	TR	131644	505003	103702	505578	1402365	8,394
11/2019	SW 4	MW 6	TR	131644	505003	103702	521400	13135	76
11/2019	SW 4	MW 6	TR	131644	505003	103702	521420	4602	551
11/2019	SW 4	MW 6	TR	131644	505003	103702	521434	4619	1,501
11/2019	SW 4	MW 6	TR	131644	505003	103702	521470	4738	544
11/2019	SW 4	MW 6	TR	131644	505003	103702	521506	3797	88
11/2019	SW 4	MW 6	TR	132416	505003	103702	505578	1402365	11,278
11/2019	SW 4	MW 6	TR	132416	505003	103702	521086	103709	276
11/2019	SW 4	MW 6	TR	132416	505003	103702	521400	13135	345
11/2019	SW 4	MW 6	TR	132416	505003	103702	521434	4619	171
11/2019	SW 4	MW 6	TR	132416	505003	103702	521436	4561	177
11/2019	SW 4	MW 6	TR	132416	505003	103702	521482	4741	1,718
11/2019	SW 4	MW 6	TR	132416	505003	103702	521608	171759	120
11/2019	SW 4	MW 6	TR	132416	505003	103702	521914	40412	311
11/2019	SW 4	MW 6	TR	132423	505003	103702	505578	1402365	330
11/2019	SW 4	MW 6	TR	132423	505003	103702	521440	4616	3,475
11/2019	SW 4	MW 6	TR	132423	505003	103702	521506	3797	156
11/2019	SW 4	MW 6	TR	132516	505003	103702	521420	4602	11
11/2019	SW 4	MW 6	TR	132516	505003	103702	521434	4619	146
11/2019	SW 4	MW 6	TR	132516	505003	103702	521482	4741	1,837
11/2019	SW 4	MW 6	TR	133301	505003	103702	521434	4619	76
11/2019	SW 4	MW 6	TR	133301	505003	103702	521470	4738	6
11/2019	SW 4	MW 6	TR	133330	505003	103702	521400	13135	30
11/2019	SW 4	MW 6	TR	133330	505003	103702	521420	4602	134
11/2019	SW 4	MW 6	TR	133487	505003	103702	521420	4602	2,553
11/2019	SW 4	MW 6	TR	133496	505003	103702	521914	40412	92
11/2019	SW 4	MW 6	TR	133520	505003	103702	521434	4619	510
11/2019	SW 4	MW 6	TR	133521	505003	103702	521434	4619	451
11/2019	SW 4	MW 6	TR	133521	505003	103702	521470	4738	449
11/2019	SW 4	MW 6	TR	133544	505003	103702	521608	171759	30



VASCR351

**ANR Pipeline Company
Transportation Services
Fuel By Route Analysis**

Reporting Year: January - December 2019
Production 11/2019

<u>Production Period</u>	<u>Receipt Segment</u>	<u>Delivery Segment</u>	<u>Service Class</u>	<u>Svc Req Contract</u>	<u>Receipt Location</u>	<u>Receipt Loc Prop</u>	<u>Delivery Location</u>	<u>Delivery Loc Prop</u>	<u>Fuel Quantity</u>
11/2019	SW 4	MW 6	TR	133582	505003	103702	521434	4619	207
11/2019	SW 4	MW 6	TR	133582	505003	103702	521506	3797	84
11/2019	SW 4	MW 6	TR	133612	505003	103702	521434	4619	46
11/2019	SW 4	MW 6	TR	133612	505003	103702	521506	3797	5
11/2019	SW 4	MW 6	TS	109148	505003	103702	521566	12977	458
11/2019	SW 4	MW 6	TS	109171	505003	103702	521428	40193	459
11/2019	SW 4	MW 6	TS	110863	505003	103702	521608	171759	493
11/2019	SW 4	MW 6	TS	123056	505003	103702	521504	4856	30
11/2019	SW 4	MW 6	TS	123057	505003	103702	521502	4747	90
11/2019	SW 4	MW 6	TS	123059	505003	103702	521424	13215	90
11/2019	SW 4	MW 6	TS	123065	505003	103702	521430	40195	298
11/2019	SW 4	MW 6	TS	123147	505003	103702	505029	139367	751
11/2019	SW 4	MW 6	TS	123203	505003	103702	521500	4693	120
11/2019	SW 4	MW 6	TS	123214	505003	103702	521598	4564	30
11/2019	SW 4	MW 6	TS	123215	505003	103702	521494	4605	396
11/2019	SW 4	MW 6	TS	123216	505003	103702	521492	4604	360
11/2019	SW 4	MW 6	TS	123217	505003	103702	521418	12991	631
11/2019	SW 4	MW 6	TS	123221	505003	103702	521496	4689	270
11/2019	SW 4	MW 6	TS	123222	505003	103702	521526	3969	179
11/2019	SW 4	MW 6	TS	123242	505003	103702	521426	40183	237
11/2019	SW 4	MW 6	TS	128874	505003	103702	521422	12976	151
11/2019	SW 4	MW 6	TS	131548	505003	103702	521524	3973	379
	Segment Subtotal								189,204
11/2019	SW 4	SW 1	TR	118265	505003	103702	522124	158286	334
11/2019	SW 4	SW 1	TR	132261	505003	103702	523060	736566	1
11/2019	SW 4	SW 1	TR	132261	505003	103702	523061	737783	87
	Segment Subtotal								422
11/2019	SW 4	SW 3	TR	126028	505003	103702	521070	221448	35
	Segment Subtotal								35
11/2019	SW 4	SW 4	TR	115706	505003	103702	521642	237023	474
11/2019	SW 4	SW 4	TR	121099	505003	103702	521020	34887	79
11/2019	SW 4	SW 4	TR	123915	505003	103702	521664	174769	91



VASCR351

ANR Pipeline Company Transportation Services Fuel By Route Analysis

Prepared: 2/19/2020 3:28:04PM
Page 869 of 966

Reporting Year: January - December 2019
Production 11/2019

<u>Production Period</u>	<u>Receipt Segment</u>	<u>Delivery Segment</u>	<u>Service Class</u>	<u>Svc Req Contract</u>	<u>Receipt Location</u>	<u>Receipt Loc Prop</u>	<u>Delivery Location</u>	<u>Delivery Loc Prop</u>	<u>Fuel Quantity</u>
11/2019	SW 4	SW 4	TR	128684	510011	16435	521020	34887	20
11/2019	SW 4	SW 4	TR	132261	505003	103702	521020	34887	352
11/2019	SW 4	SW 4	TR	133416	505003	103702	521040	234898	23
	Segment Subtotal								1,039
11/2019	SW 4	SW 5	TR	120629	505003	103702	522116	278352	150
	Segment Subtotal								150
11/2019	SW 4	WI 7	TR	800	505003	103702	505025	139257	4,000
11/2019	SW 4	WI 7	TR	800	505003	103702	521654	284917	14,356
11/2019	SW 4	WI 7	TR	5450	505003	103702	505026	139258	84,345
11/2019	SW 4	WI 7	TR	106209	505003	103702	510033	28873	6,000
11/2019	SW 4	WI 7	TR	108268	505003	103702	505016	139248	12,510
11/2019	SW 4	WI 7	TR	110505	505003	103702	521610	261574	302
11/2019	SW 4	WI 7	TR	110506	505003	103702	521610	261574	1,260
11/2019	SW 4	WI 7	TR	110507	505003	103702	521610	261574	151
11/2019	SW 4	WI 7	TR	112923	505003	103702	505023	139255	8,816
11/2019	SW 4	WI 7	TR	112923	505003	103702	521172	28846	41,490
11/2019	SW 4	WI 7	TR	112924	505003	103702	505024	139256	23,828
11/2019	SW 4	WI 7	TR	113238	505003	103702	505025	139257	1,200
11/2019	SW 4	WI 7	TR	117331	505003	103702	505021	139253	13,370
11/2019	SW 4	WI 7	TR	122067	505003	103702	521108	11702	17,490
11/2019	SW 4	WI 7	TR	126599	505003	103702	521012	40226	956
11/2019	SW 4	WI 7	TR	126599	505003	103702	521172	28846	487
11/2019	SW 4	WI 7	TR	126599	505003	103702	521180	28875	132
11/2019	SW 4	WI 7	TR	126599	505003	103702	521186	42139	14
11/2019	SW 4	WI 7	TR	126599	505003	103702	521188	28862	424
11/2019	SW 4	WI 7	TR	126599	505003	103702	521198	28782	286
11/2019	SW 4	WI 7	TR	126599	505003	103702	521200	28679	143
11/2019	SW 4	WI 7	TR	126599	505003	103702	521204	28672	868
11/2019	SW 4	WI 7	TR	126599	505003	103702	521210	28828	324
11/2019	SW 4	WI 7	TR	126599	505003	103702	521218	28865	37
11/2019	SW 4	WI 7	TR	126599	505003	103702	521240	28759	46
11/2019	SW 4	WI 7	TR	126599	505003	103702	521246	28844	1,251



VASCR351

ANR Pipeline Company Transportation Services Fuel By Route Analysis

Reporting Year: January - December 2019
Production 11/2019

<u>Production Period</u>	<u>Receipt Segment</u>	<u>Delivery Segment</u>	<u>Service Class</u>	<u>Svc Req Contract</u>	<u>Receipt Location</u>	<u>Receipt Loc Prop</u>	<u>Delivery Location</u>	<u>Delivery Loc Prop</u>	<u>Fuel Quantity</u>
11/2019	SW 4	WI 7	TR	126599	505003	103702	521250	28841	993
11/2019	SW 4	WI 7	TR	126599	505003	103702	521314	28661	31
11/2019	SW 4	WI 7	TR	126599	505003	103702	521394	36936	1,430
11/2019	SW 4	WI 7	TR	126599	505003	103702	521786	28798	115
11/2019	SW 4	WI 7	TR	126599	505003	103702	523034	384136	2
11/2019	SW 4	WI 7	TR	129880	505003	103702	523032	384134	22,942
11/2019	SW 4	WI 7	TR	131177	505003	103702	521012	40226	1,300
11/2019	SW 4	WI 7	TR	131177	505003	103702	521168	28834	325
11/2019	SW 4	WI 7	TR	131177	505003	103702	521172	28846	1,575
11/2019	SW 4	WI 7	TR	131177	505003	103702	521176	28859	112
11/2019	SW 4	WI 7	TR	131177	505003	103702	521180	28875	504
11/2019	SW 4	WI 7	TR	131177	505003	103702	521182	28854	825
11/2019	SW 4	WI 7	TR	131177	505003	103702	521198	28782	168
11/2019	SW 4	WI 7	TR	131177	505003	103702	521200	28679	325
11/2019	SW 4	WI 7	TR	131177	505003	103702	521204	28672	168
11/2019	SW 4	WI 7	TR	131177	505003	103702	521208	28780	588
11/2019	SW 4	WI 7	TR	131177	505003	103702	521212	28882	364
11/2019	SW 4	WI 7	TR	131177	505003	103702	521214	40197	588
11/2019	SW 4	WI 7	TR	131177	505003	103702	521220	28766	525
11/2019	SW 4	WI 7	TR	131177	505003	103702	521246	28844	546
11/2019	SW 4	WI 7	TR	131177	505003	103702	521250	28841	1,909
11/2019	SW 4	WI 7	TR	131177	505003	103702	521262	36868	2,600
11/2019	SW 4	WI 7	TR	131177	505003	103702	521266	28702	1,579
11/2019	SW 4	WI 7	TR	131177	505003	103702	521298	28736	459
11/2019	SW 4	WI 7	TR	131177	505003	103702	521302	28747	567
11/2019	SW 4	WI 7	TR	131177	505003	103702	521314	28661	1,649
11/2019	SW 4	WI 7	TR	131177	505003	103702	521316	28831	592
11/2019	SW 4	WI 7	TR	131177	505003	103702	521318	28829	156
11/2019	SW 4	WI 7	TR	131177	505003	103702	521322	28868	650
11/2019	SW 4	WI 7	TR	131177	505003	103702	521324	28794	702
11/2019	SW 4	WI 7	TR	131177	505003	103702	521344	28734	81
11/2019	SW 4	WI 7	TR	131177	505003	103702	521356	28774	567
11/2019	SW 4	WI 7	TR	131177	505003	103702	521374	28662	104



VASCR351

ANR Pipeline Company Transportation Services Fuel By Route Analysis

Reporting Year: *January - December 2019*
Production 11/2019

<u>Production Period</u>	<u>Receipt Segment</u>	<u>Delivery Segment</u>	<u>Service Class</u>	<u>Svc Req Contract</u>	<u>Receipt Location</u>	<u>Receipt Loc Prop</u>	<u>Delivery Location</u>	<u>Delivery Loc Prop</u>	<u>Fuel Quantity</u>
11/2019	SW 4	W17	TR	131177	505003	103702	521384	174789	52
11/2019	SW 4	W17	TR	131177	505003	103702	521392	28730	25
11/2019	SW 4	W17	TR	131177	505003	103702	521676	100052	1,092
11/2019	SW 4	W17	TR	131177	505003	103702	521786	28798	208
11/2019	SW 4	W17	TR	131177	505003	103702	523034	384136	538
11/2019	SW 4	W17	TR	131177	505003	103702	523035	387791	855
11/2019	SW 4	W17	TR	131644	505003	103702	510033	28873	3,914
11/2019	SW 4	W17	TR	131644	505003	103702	510041	11661	161
11/2019	SW 4	W17	TR	131644	505003	103702	521164	28842	384
11/2019	SW 4	W17	TR	131644	505003	103702	521260	36867	213
11/2019	SW 4	W17	TR	131644	505003	103702	521266	28702	38
11/2019	SW 4	W17	TR	131644	505003	103702	521288	28670	292
11/2019	SW 4	W17	TR	131644	505003	103702	521300	28739	357
11/2019	SW 4	W17	TR	131644	505003	103702	521314	28661	1,209
11/2019	SW 4	W17	TR	131644	505003	103702	521610	261574	577
11/2019	SW 4	W17	TR	131644	505003	103702	521784	28720	1,171
11/2019	SW 4	W17	TR	131644	505003	103702	523034	384136	125
11/2019	SW 4	W17	TR	131644	505003	103702	523035	387791	1,073
11/2019	SW 4	W17	TR	132679	505003	103702	521246	28844	3,330
11/2019	SW 4	W17	TR	132912	505003	103702	521172	28846	8,850
11/2019	SW 4	W17	TR	133297	505003	103702	523034	384136	12,510
11/2019	SW 4	W17	TR	133496	505003	103702	521164	28842	312
11/2019	SW 4	W17	TR	133496	505003	103702	521266	28702	208
11/2019	SW 4	W17	TR	133496	505003	103702	523034	384136	4,368
11/2019	SW 4	W17	TR	133496	505003	103702	523035	387791	26
11/2019	SW 4	W17	TR	133646	505003	103702	521172	28846	1,249
11/2019	SW 4	W17	TR	133646	505003	103702	521654	284917	1,370
11/2019	SW 4	W17	TR	133646	505003	103702	523034	384136	5,450
11/2019	SW 4	W17	TR	133646	505003	103702	523035	387791	7,044
11/2019	SW 4	W17	TS	123061	505003	103702	521396	150407	336
11/2019	SW 4	W17	TS	123220	505003	103702	521392	28730	1,997
11/2019	Segment Subtotal								338,461
	W17	MI 7	TR	126181	523034	384136	505038	153808	450



VASCR351

ANR Pipeline Company Transportation Services Fuel By Route Analysis

Reporting Year: *January - December 2019*
Production *11/2019*

<u>Production Period</u>	<u>Receipt Segment</u>	<u>Delivery Segment</u>	<u>Service Class</u>	<u>Svc Req Contract</u>	<u>Receipt Location</u>	<u>Receipt Loc Prop</u>	<u>Delivery Location</u>	<u>Delivery Loc Prop</u>	<u>Fuel Quantity</u>
11/2019	WI 7	MI 7	TR	132082	510006	28808	521985	278172	23
11/2019	WI 7	MI 7	TR	132083	510006	28808	521985	278172	26
11/2019	WI 7	MI 7	TR	132168	505597	505597	521985	278172	17
11/2019	WI 7	MI 7	TR	132401	513127	513127	505038	153808	24
11/2019	WI 7	MI 7	TR	132509	513129	513129	505108	243097	132
11/2019	WI 7	MI 7	TR	132544	510033	28873	521985	278172	474
11/2019	WI 7	MI 7	TR	132590	510041	11661	511136	277072	74
11/2019	WI 7	MI 7	TR	132590	510041	11661	523090	523090	28
11/2019	WI 7	MI 7	TR	132620	510006	28808	521690	40892	139
11/2019	WI 7	MI 7	TR	132712	510041	11661	505108	243097	196
11/2019	WI 7	MI 7	TR	132712	510041	11661	511136	277072	51
11/2019	WI 7	MI 7	TR	132918	510006	28808	521985	278172	26
11/2019	WI 7	MI 7	TR	133467	510041	11661	521080	138675	549
11/2019	WI 7	MI 7	TR	133470	510006	28808	521985	278172	38
11/2019	WI 7	MI 7	TR	133477	510041	11661	505108	243097	412
11/2019	WI 7	MI 7	TR	133477	510041	11661	511136	277072	3
11/2019	WI 7	MI 7	TR	133529	510006	28808	505108	243097	110
11/2019	WI 7	MI 7	TR	133529	510006	28808	511136	277072	181
11/2019	WI 7	MI 7	TR	133529	510006	28808	521985	278172	76
Segment Subtotal									
11/2019	WI 7	MW 6	TR	132265	510041	11661	523078	1394871	3,029
Segment Subtotal									
11/2019	WI 7	WI 7	TR	112923	510033	28873	505023	139255	1,558
11/2019	WI 7	WI 7	TR	122248	510033	28873	521108	11702	2,878
11/2019	WI 7	WI 7	TR	126181	521164	28842	523034	384136	4,350
11/2019	WI 7	WI 7	TR	130706	510033	28873	523035	387791	78
11/2019	WI 7	WI 7	TR	131221	510033	28873	521012	40226	57
11/2019	WI 7	WI 7	TR	131221	510033	28873	521168	28834	2
11/2019	WI 7	WI 7	TR	131221	510033	28873	521172	28846	2
11/2019	WI 7	WI 7	TR	131221	510033	28873	521218	28865	55
11/2019	WI 7	WI 7	TR	131221	510033	28873	521260	28865	1
11/2019	WI 7	WI 7	TR	131221	510033	28873	521786	36867	3
11/2019	WI 7	WI 7	TR	131221	510033	28873		28798	1



VASCR351

**ANR Pipeline Company
Transportation Services
Fuel By Route Analysis**

Reporting Year: *January - December 2019*
Production 11/2019

<u>Production Period</u>	<u>Receipt Segment</u>	<u>Delivery Segment</u>	<u>Service Class</u>	<u>Svc Req Contract</u>	<u>Receipt Location</u>	<u>Receipt Loc Prop</u>	<u>Delivery Location</u>	<u>Delivery Loc Prop</u>	<u>Fuel Quantity</u>
11/2019	WI 7	WI 7	TR	131221	510033	28873	521812	40304	2
11/2019	WI 7	WI 7	TR	131221	510033	28873	521814	36934	3
11/2019	WI 7	WI 7	TR	131644	510006	28808	510033	28873	844
11/2019	WI 7	WI 7	TR	131644	510006	28808	510041	11661	178
11/2019	WI 7	WI 7	TR	131644	510006	28808	521164	28842	149
11/2019	WI 7	WI 7	TR	131644	510006	28808	521260	36867	18
11/2019	WI 7	WI 7	TR	131644	510006	28808	521314	28661	27
11/2019	WI 7	WI 7	TR	132082	510006	28808	510041	11661	117
11/2019	WI 7	WI 7	TR	132082	510006	28808	521164	28842	44
11/2019	WI 7	WI 7	TR	132082	510006	28808	521300	28739	12
11/2019	WI 7	WI 7	TR	132082	510006	28808	521784	28720	50
11/2019	WI 7	WI 7	TR	132082	510006	28808	523035	387791	2
11/2019	WI 7	WI 7	TR	132083	510006	28808	510041	11661	174
11/2019	WI 7	WI 7	TR	132168	505597	505597	521164	28842	68
11/2019	WI 7	WI 7	TR	132168	505597	505597	523034	384136	85
11/2019	WI 7	WI 7	TR	132168	505597	505597	523035	387791	102
11/2019	WI 7	WI 7	TR	132517	510033	28873	521164	28842	96
11/2019	WI 7	WI 7	TR	132544	510033	28873	521164	28842	15
11/2019	WI 7	WI 7	TR	132544	510033	28873	523034	384136	96
11/2019	WI 7	WI 7	TR	132544	510033	28873	523035	387791	17
11/2019	WI 7	WI 7	TR	132590	510041	11661	521260	36867	35
11/2019	WI 7	WI 7	TR	132590	510041	11661	523034	384136	135
11/2019	WI 7	WI 7	TR	132620	510033	28873	523035	387791	13
11/2019	WI 7	WI 7	TR	132620	510041	11661	523035	387791	55
11/2019	WI 7	WI 7	TR	132682	510006	28808	510041	11661	235
11/2019	WI 7	WI 7	TR	132682	510006	28808	521164	28842	683
11/2019	WI 7	WI 7	TR	132682	510006	28808	521266	28702	9
11/2019	WI 7	WI 7	TR	132682	510006	28808	521314	28661	21
11/2019	WI 7	WI 7	TR	132722	510033	28873	521178	28883	120
11/2019	WI 7	WI 7	TR	132722	510033	28873	521182	28854	30
11/2019	WI 7	WI 7	TR	132722	510033	28873	521188	28862	60
11/2019	WI 7	WI 7	TR	132722	510033	28873	521240	28759	30
11/2019	WI 7	WI 7	TR	132723	510033	28873	521302	28747	90

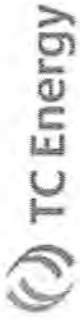


VASCR351

ANR Pipeline Company Transportation Services Fuel By Route Analysis

Reporting Year: *January - December 2019*
Production 11/2019

<u>Production Period</u>	<u>Receipt Segment</u>	<u>Delivery Segment</u>	<u>Service Class</u>	<u>Svc Req Contract</u>	<u>Receipt Location</u>	<u>Receipt Loc Prop</u>	<u>Delivery Location</u>	<u>Delivery Loc Prop</u>	<u>Fuel Quantity</u>
11/2019	WI 7	WI 7	TR	132724	510033	28873	521266	28702	30
11/2019	WI 7	WI 7	TR	132724	510033	28873	521794	28870	30
11/2019	WI 7	WI 7	TR	132799	510041	11661	521164	28842	56
11/2019	WI 7	WI 7	TR	132910	510041	11661	523034	384136	30
11/2019	WI 7	WI 7	TR	132910	510041	11661	523035	387791	69
11/2019	WI 7	WI 7	TR	132918	510006	28808	510041	11661	88
11/2019	WI 7	WI 7	TR	132918	510041	11661	521314	28661	17
11/2019	WI 7	WI 7	TR	133263	510041	11661	521172	28846	6
11/2019	WI 7	WI 7	TR	133263	510041	11661	521174	28778	34
11/2019	WI 7	WI 7	TR	133263	510041	11661	521180	28875	1
11/2019	WI 7	WI 7	TR	133263	510041	11661	521246	28844	14
11/2019	WI 7	WI 7	TR	133263	510041	11661	521314	28661	10
11/2019	WI 7	WI 7	TR	133263	510041	11661	521316	28831	2
11/2019	WI 7	WI 7	TR	133263	510041	11661	521322	28868	1
11/2019	WI 7	WI 7	TR	133263	510041	11661	521784	28720	7
11/2019	WI 7	WI 7	TR	133304	513130	513130	521164	28842	1
11/2019	WI 7	WI 7	TR	133304	513130	513130	521260	36867	86
11/2019	WI 7	WI 7	TR	133400	513127	513127	521164	28842	58
11/2019	WI 7	WI 7	TR	133467	510041	11661	521610	261574	116
11/2019	WI 7	WI 7	TR	133470	505597	505597	521314	28661	497
11/2019	WI 7	WI 7	TR	133470	505597	505597	523035	387791	90
11/2019	WI 7	WI 7	TR	133470	510006	28808	523035	387791	296
11/2019	WI 7	WI 7	TR	133563	510006	28808	521260	36867	12
11/2019	WI 7	WI 7	TR	133563	510006	28808	521266	28702	53
11/2019	WI 7	WI 7	TR	133563	510006	28808	523035	387791	23
11/2019	WI 7	WI 7	TR	133563	510006	28808	523035	387791	34
11/2019	WI 7	WI 7	TR	133574	510041	11661	523035	387791	21
11/2019	WI 7	WI 7	TR	133574	510033	28873	521178	28883	96
11/2019	WI 7	WI 7	TR	133574	510033	28873	521260	36867	61
11/2019	WI 7	WI 7	TR	133574	513130	513130	521164	28842	3
11/2019	WI 7	WI 7	TR	133574	513130	513130	521200	28679	180
11/2019	WI 7	WI 7	TR	133625	510033	28873	521314	28661	15
11/2019	WI 7	WI 7	TR	133625	510041	11661	521314	28661	164
11/2019	WI 7	WI 7	TR	133656	510033	28873	521178	28883	



VASCR351

**ANR Pipeline Company
Transportation Services
Fuel By Route Analysis**

Reporting Year: *January - December 2019*
Production 11/2019

<u>Production Period</u>	<u>Receipt Segment</u>	<u>Delivery Segment</u>	<u>Service Class</u>	<u>Svc Req Contract</u>	<u>Receipt Location</u>	<u>Receipt Loc Prop</u>	<u>Delivery Location</u>	<u>Delivery Loc Prop</u>	<u>Fuel Quantity</u>
									13,243
									2,076,187

Segment Subtotal

Total for 11/2019



VASCR351

ANR Pipeline Company Transportation Services Fuel By Route Analysis

Reporting Year: *January - December 2019*
Production 12/2019

<u>Production Period</u>	<u>Receipt Segment</u>	<u>Delivery Segment</u>	<u>Service Class</u>	<u>Svc Req Contract</u>	<u>Receipt Location</u>	<u>Receipt Loc Prop</u>	<u>Delivery Location</u>	<u>Delivery Loc Prop</u>	<u>Fuel Quantity</u>
12/2019	ME 2	ME 2	TR	104491	513084	803184	521982	283195	694
12/2019	ME 2	ME 2	TR	114655	513062	490940	521644	274229	1,281
12/2019	ME 2	ME 2	TR	114655	513084	803184	523054	490941	554
12/2019	ME 2	ME 2	TR	114656	505226	153719	521644	274229	23
12/2019	ME 2	ME 2	TR	114656	513062	490940	521644	274229	4,192
12/2019	ME 2	ME 2	TR	120643	505226	153719	523066	781395	108
12/2019	ME 2	ME 2	TR	122803	513084	803184	523073	1292823	881
12/2019	ME 2	ME 2	TR	126586	513062	490940	505606	505606	1,470
12/2019	ME 2	ME 2	TR	126586	513084	803184	505606	505606	14,139
12/2019	ME 2	ME 2	TR	130590	513084	803184	523069	1055519	112
12/2019	ME 2	ME 2	TR	132585	513090	927982	505606	505606	168
12/2019	ME 2	ME 2	TR	132586	513090	927982	505606	505606	168
12/2019	ME 2	ME 2	TR	132590	513054	467676	523054	490941	232
12/2019	ME 2	ME 2	TR	132590	513066	702777	523054	490941	1,526
12/2019	ME 2	ME 2	TR	132590	513083	803183	523054	490941	120
12/2019	ME 2	ME 2	TR	132590	513090	927982	523054	490941	2,067
12/2019	ME 2	ME 2	TR	132696	513084	803184	521536	20046	1,012
12/2019	ME 2	ME 2	TR	132696	513084	803184	523066	781395	526
12/2019	ME 2	ME 2	TR	132696	513084	803184	523069	1055519	40
12/2019	ME 2	ME 2	TR	132696	513084	803184	523083	1402187	1,217
12/2019	ME 2	ME 2	TR	133564	513084	803184	521614	261478	527
12/2019	ME 2	ME 2	TR	133621	513084	803184	521536	20046	403
12/2019	ME 2	ME 2	TR	133713	513062	490940	505606	505606	118
	Segment Subtotal								31,578
12/2019	ME 2	ME 3	TR	120643	513084	803184	521568	4280	15
12/2019	ME 2	ME 3	TR	132544	513062	490940	520028	295957	245
12/2019	ME 2	ME 3	TR	132544	513084	803184	520028	295957	112
12/2019	ME 2	ME 3	TS	123081	513084	803184	521568	4280	164
12/2019	ME 2	ME 3	TS	123608	513084	803184	521560	4481	31
	Segment Subtotal								567
12/2019	ME 2	MI 7	TR	106308	521594	20666	505038	153808	248
12/2019	ME 2	MI 7	TR	110024	513084	803184	505018	159250	7,161



VASCR351

**ANR Pipeline Company
Transportation Services
Fuel By Route Analysis**

Reporting Year: January - December 2019
Production 12/2019

<u>Production Period</u>	<u>Receipt Segment</u>	<u>Delivery Segment</u>	<u>Service Class</u>	<u>Svc Req Contract</u>	<u>Receipt Location</u>	<u>Receipt Loc Prop</u>	<u>Delivery Location</u>	<u>Delivery Loc Prop</u>	<u>Fuel Quantity</u>
12/2019	ME 2	MI 7	TR	132544	513062	490940	523008	312117	231
12/2019	ME 2	MI 7	TR	132544	513084	803184	521116	42078	4,098
12/2019	ME 2	MI 7	TR	132544	513084	803184	523008	312117	4,443
12/2019	ME 2	MI 7	TR	132544	513090	927982	521116	42078	532
12/2019	ME 2	MI 7	TR	132544	513090	927982	523008	312117	2,670
	Segment Subtotal								
12/2019	ME 2	ML 2	TR	126590	513090	927982	521668	22975	19,383
	Segment Subtotal								
12/2019	ME 3	ME 3	TR	110505	513105	513105	520015	108796	2
12/2019	ME 3	ME 3	TR	110505	513105	513105	520018	22986	623
12/2019	ME 3	ME 3	TR	110505	513105	513105	520027	295956	247
12/2019	ME 3	ME 3	TR	110505	513105	513105	521620	16118	48
12/2019	ME 3	ME 3	TR	110506	513085	742252	520027	295956	38
12/2019	ME 3	ME 3	TR	110506	513105	513105	520027	295956	95
12/2019	ME 3	ME 3	TR	110506	513105	513105	521620	16118	66
12/2019	ME 3	ME 3	TR	110507	513085	742252	520018	22986	42
12/2019	ME 3	ME 3	TR	110507	513085	742252	521620	16118	144
12/2019	ME 3	ME 3	TR	110507	513105	513105	520015	108796	26
12/2019	ME 3	ME 3	TR	110507	513105	513105	520018	22986	42
12/2019	ME 3	ME 3	TR	110507	513105	513105	520027	295956	44
12/2019	ME 3	ME 3	TR	110507	513105	513105	521620	16118	95
12/2019	ME 3	ME 3	TR	113879	513085	742252	521620	16118	4
12/2019	ME 3	ME 3	TR	113886	513085	742252	521528	4351	4
12/2019	ME 3	ME 3	TR	113886	513085	742252	521620	16118	1
12/2019	ME 3	ME 3	TR	113889	513085	742252	521620	16118	1
12/2019	ME 3	ME 3	TR	113890	513085	742252	521528	4351	34
12/2019	ME 3	ME 3	TR	113904	513085	742252	521620	16118	5
12/2019	ME 3	ME 3	TR	113922	513085	742252	521528	4351	164
12/2019	ME 3	ME 3	TR	113922	513085	742252	521530	4274	10
12/2019	ME 3	ME 3	TR	113922	513085	742252	521620	16118	23
12/2019	ME 3	ME 3	TR	113922	513085	742252	521638	153767	1
12/2019	ME 3	ME 3	TR	113933	513085	742252	521528	4351	2



VASCR351

ANR Pipeline Company Transportation Services Fuel By Route Analysis

Reporting Year: *January - December 2019*
Production 12/2019

<u>Production Period</u>	<u>Receipt Segment</u>	<u>Delivery Segment</u>	<u>Service Class</u>	<u>Svc Req Contract</u>	<u>Receipt Location</u>	<u>Receipt Loc Prop</u>	<u>Delivery Location</u>	<u>Delivery Loc Prop</u>	<u>Fuel Quantity</u>
12/2019	ME 3	ME 3	TR	113933	513085	742252	521620	16118	2
12/2019	ME 3	ME 3	TR	113936	513085	742252	521620	16118	4
12/2019	ME 3	ME 3	TR	113937	513085	742252	521620	16118	9
12/2019	ME 3	ME 3	TR	115126	505227	153721	505564	1389346	97
12/2019	ME 3	ME 3	TR	115931	513085	742252	521620	16118	3
12/2019	ME 3	ME 3	TR	118863	505227	153721	521986	277052	347
12/2019	ME 3	ME 3	TR	125014	513085	742252	521620	16118	4
12/2019	ME 3	ME 3	TR	126846	513085	742252	521620	16118	93
12/2019	ME 3	ME 3	TR	126846	513126	1389630	521620	16118	1,643
12/2019	ME 3	ME 3	TR	126847	513105	513105	521620	16118	466
12/2019	ME 3	ME 3	TR	126847	513126	1389630	521620	16118	1,519
12/2019	ME 3	ME 3	TR	127183	513085	742252	520015	108796	40
12/2019	ME 3	ME 3	TR	127184	513085	742252	520027	295956	197
12/2019	ME 3	ME 3	TR	127686	505227	153721	505582	505582	2
12/2019	ME 3	ME 3	TR	129994	513085	742252	521626	40184	243
12/2019	ME 3	ME 3	TR	130775	505012	139240	505573	1400988	6
12/2019	ME 3	ME 3	TR	130775	510008	38224	505582	505582	32
12/2019	ME 3	ME 3	TR	130775	513085	742252	505012	139240	1
12/2019	ME 3	ME 3	TR	130775	513085	742252	520018	22986	97
12/2019	ME 3	ME 3	TR	130775	513105	513105	505012	139240	392
12/2019	ME 3	ME 3	TR	130775	513105	513105	505392	356048	32
12/2019	ME 3	ME 3	TR	130775	513105	513105	505573	1400988	301
12/2019	ME 3	ME 3	TR	130775	513105	513105	520018	22986	682
12/2019	ME 3	ME 3	TR	130775	513105	513105	520027	295956	78
12/2019	ME 3	ME 3	TR	130775	513105	513105	521010	40186	1,825
12/2019	ME 3	ME 3	TR	130775	513105	513105	521032	138747	685
12/2019	ME 3	ME 3	TR	130776	513105	513105	505012	139240	217
12/2019	ME 3	ME 3	TR	130776	513105	513105	520027	295956	27
12/2019	ME 3	ME 3	TR	131177	513085	742252	521626	40184	30
12/2019	ME 3	ME 3	TR	131644	513085	742252	521626	40184	199
12/2019	ME 3	ME 3	TR	131644	513105	513105	505238	174721	5
12/2019	ME 3	ME 3	TR	131644	513105	513105	520015	108796	9
12/2019	ME 3	ME 3	TR	131644	513105	513105	521010	40186	82



VASCR351

**ANR Pipeline Company
Transportation Services
Fuel By Route Analysis**

Reporting Year: January - December 2019
Production 12/2019

<u>Production Period</u>	<u>Receipt Segment</u>	<u>Delivery Segment</u>	<u>Service Class</u>	<u>Svc Req Contract</u>	<u>Receipt Location</u>	<u>Receipt Loc Prop</u>	<u>Delivery Location</u>	<u>Delivery Loc Prop</u>	<u>Fuel Quantity</u>
12/2019	ME 3	ME 3	TR	131644	513105	513105	521092	4475	1
12/2019	ME 3	ME 3	TR	131644	513105	513105	521626	40184	662
12/2019	ME 3	ME 3	TR	131644	513126	1389630	521010	40186	126
12/2019	ME 3	ME 3	TR	131644	513126	1389630	521626	40184	474
12/2019	ME 3	ME 3	TR	132082	513105	513105	521626	40184	87
12/2019	ME 3	ME 3	TR	132083	513105	513105	521092	4475	11
12/2019	ME 3	ME 3	TR	132083	513105	513105	521626	40184	54
12/2019	ME 3	ME 3	TR	132083	513126	1389630	521092	4475	26
12/2019	ME 3	ME 3	TR	132243	513126	1389630	520005	15672	2
12/2019	ME 3	ME 3	TR	132267	513085	742252	521010	40186	576
12/2019	ME 3	ME 3	TR	132517	513085	742252	520028	295957	42
12/2019	ME 3	ME 3	TR	132517	513105	513105	520028	295957	40
12/2019	ME 3	ME 3	TR	132521	513085	742252	520028	295957	95
12/2019	ME 3	ME 3	TR	132521	513085	742252	523038	398767	49
12/2019	ME 3	ME 3	TR	132521	513105	513105	523038	398767	31
12/2019	ME 3	ME 3	TR	132544	513085	742252	520028	295957	152
12/2019	ME 3	ME 3	TR	132544	513085	742252	523038	398767	49
12/2019	ME 3	ME 3	TR	132544	513125	1387755	523038	398767	3
12/2019	ME 3	ME 3	TR	132582	505227	153721	521620	16118	1
12/2019	ME 3	ME 3	TR	132582	513085	742252	520018	22986	63
12/2019	ME 3	ME 3	TR	132582	513085	742252	521620	16118	9
12/2019	ME 3	ME 3	TR	132582	513105	513105	520018	22986	69
12/2019	ME 3	ME 3	TR	132582	513105	513105	521620	16118	4,890
12/2019	ME 3	ME 3	TR	132582	513105	513105	521626	40184	480
12/2019	ME 3	ME 3	TR	132582	513125	1387755	521620	16118	1,345
12/2019	ME 3	ME 3	TR	132582	513125	1387755	521626	40184	16
12/2019	ME 3	ME 3	TR	132585	513105	513105	505238	174721	62
12/2019	ME 3	ME 3	TR	132590	513085	742252	521010	40186	31
12/2019	ME 3	ME 3	TR	132590	513085	742252	521620	16118	3,291
12/2019	ME 3	ME 3	TR	132590	513105	513105	505582	505582	49
12/2019	ME 3	ME 3	TR	132590	513105	513105	513085	742252	26
12/2019	ME 3	ME 3	TR	132590	513105	513105	520015	108796	5
12/2019	ME 3	ME 3	TR	132590	513105	513105	520027	295956	9



VASCR351

ANR Pipeline Company Transportation Services Fuel By Route Analysis

Reporting Year: *January - December 2019*
Production *12/2019*

<u>Production Period</u>	<u>Receipt Segment</u>	<u>Delivery Segment</u>	<u>Service Class</u>	<u>Svc Req Contract</u>	<u>Receipt Location</u>	<u>Receipt Loc Prop</u>	<u>Delivery Location</u>	<u>Delivery Loc Prop</u>	<u>Fuel Quantity</u>
12/2019	ME 3	ME 3	TR	132590	513105	513105	521010	40186	930
12/2019	ME 3	ME 3	TR	132590	513105	513105	521620	16118	10,772
12/2019	ME 3	ME 3	TR	132590	513105	513105	521986	277052	2,253
12/2019	ME 3	ME 3	TR	132590	513105	513105	523006	314730	147
12/2019	ME 3	ME 3	TR	132658	513105	513105	505392	356048	112
12/2019	ME 3	ME 3	TR	132658	513105	513105	505573	1400988	23
12/2019	ME 3	ME 3	TR	132658	513105	513105	520018	22986	38
12/2019	ME 3	ME 3	TR	132658	513105	513105	521620	16118	8
12/2019	ME 3	ME 3	TR	132660	513126	1389630	520005	15672	24
12/2019	ME 3	ME 3	TR	132672	513085	742252	521552	16265	33
12/2019	ME 3	ME 3	TR	132673	513085	742252	521552	16265	4
12/2019	ME 3	ME 3	TR	132673	513105	513105	520027	295956	4
12/2019	ME 3	ME 3	TR	132673	513105	513105	521552	16265	58
12/2019	ME 3	ME 3	TR	132682	513085	742252	521010	40186	7
12/2019	ME 3	ME 3	TR	132682	513085	742252	521626	40184	183
12/2019	ME 3	ME 3	TR	132682	513105	513105	521010	40186	2
12/2019	ME 3	ME 3	TR	132682	513105	513105	521626	40184	136
12/2019	ME 3	ME 3	TR	133087	513105	513105	505392	356048	194
12/2019	ME 3	ME 3	TR	133111	513085	742252	521010	40186	9
12/2019	ME 3	ME 3	TR	133111	513085	742252	521626	40184	2
12/2019	ME 3	ME 3	TR	133111	513105	513105	520015	108796	59
12/2019	ME 3	ME 3	TR	133111	513105	513105	520018	22986	3
12/2019	ME 3	ME 3	TR	133111	513105	513105	520026	38843	9
12/2019	ME 3	ME 3	TR	133111	513105	513105	520027	295956	33
12/2019	ME 3	ME 3	TR	133111	513105	513105	521010	40186	1,479
12/2019	ME 3	ME 3	TR	133111	513105	513105	521530	4274	31
12/2019	ME 3	ME 3	TR	133111	513105	513105	521534	138745	31
12/2019	ME 3	ME 3	TR	133111	513105	513105	521620	16118	144
12/2019	ME 3	ME 3	TR	133111	513105	513105	521626	40184	1,211
12/2019	ME 3	ME 3	TR	133326	513085	742252	521092	4475	35
12/2019	ME 3	ME 3	TR	133326	513085	742252	521528	4351	34
12/2019	ME 3	ME 3	TR	133326	513085	742252	521534	138745	59
12/2019	ME 3	ME 3	TR	133332	513085	742252	521092	4475	62



VASCR351

ANR Pipeline Company Transportation Services Fuel By Route Analysis

Reporting Year: *January - December 2019*
Production 12/2019

<u>Production Period</u>	<u>Receipt Segment</u>	<u>Delivery Segment</u>	<u>Service Class</u>	<u>Svc Req Contract</u>	<u>Receipt Location</u>	<u>Receipt Loc Prop</u>	<u>Delivery Location</u>	<u>Delivery Loc Prop</u>	<u>Fuel Quantity</u>
12/2019	ME 3	ME 3	TR	133333	513085	742252	521626	40184	62
12/2019	ME 3	ME 3	TR	133356	513085	742252	521552	16265	31
12/2019	ME 3	ME 3	TR	133406	513085	742252	520027	295956	39
12/2019	ME 3	ME 3	TR	133409	513085	742252	521626	40184	31
12/2019	ME 3	ME 3	TR	133413	513085	742252	520027	295956	60
12/2019	ME 3	ME 3	TR	133419	513085	742252	505563	1389347	1,474
12/2019	ME 3	ME 3	TR	133419	513105	513105	505563	1389347	267
12/2019	ME 3	ME 3	TR	133439	513085	742252	521626	40184	31
12/2019	ME 3	ME 3	TR	133461	513125	1387755	521092	4475	588
12/2019	ME 3	ME 3	TR	133461	513125	1387755	521620	16118	2,389
12/2019	ME 3	ME 3	TR	133471	513085	742252	521638	153767	155
12/2019	ME 3	ME 3	TR	133472	513085	742252	521530	4274	4
12/2019	ME 3	ME 3	TR	133472	513085	742252	521638	153767	403
12/2019	ME 3	ME 3	TR	133473	513085	742252	521530	4274	3
12/2019	ME 3	ME 3	TR	133473	513085	742252	521638	153767	592
12/2019	ME 3	ME 3	TR	133535	513085	742252	521626	40184	1,016
12/2019	ME 3	ME 3	TR	133572	513085	742252	521092	4475	14
12/2019	ME 3	ME 3	TR	133572	513085	742252	521528	4351	6
12/2019	ME 3	ME 3	TR	133572	513085	742252	521572	40455	1
12/2019	ME 3	ME 3	TR	133572	513085	742252	523006	314730	59
12/2019	ME 3	ME 3	TR	133572	513105	513105	520005	15672	107
12/2019	ME 3	ME 3	TR	133572	513105	513105	521092	4475	67
12/2019	ME 3	ME 3	TR	133572	513105	513105	521572	40455	4
12/2019	ME 3	ME 3	TR	133572	513125	1387755	521092	4475	18
12/2019	ME 3	ME 3	TR	133572	513125	1387755	521620	16118	60
12/2019	ME 3	ME 3	TR	133572	513125	1387755	521626	40184	124
12/2019	ME 3	ME 3	TR	133572	513126	1389630	520005	15672	147
12/2019	ME 3	ME 3	TR	133572	513126	1389630	521092	4475	60
12/2019	ME 3	ME 3	TR	133573	513105	513105	521528	4351	1
12/2019	ME 3	ME 3	TR	133573	513105	513105	521626	40184	55
12/2019	ME 3	ME 3	TR	133573	513125	1387755	521092	4475	1,519
12/2019	ME 3	ME 3	TR	133573	513126	1389630	521092	4475	216
12/2019	ME 3	ME 3	TR	133573	513126	1389630	521620	16118	28



VASCR351

**ANR Pipeline Company
Transportation Services
Fuel By Route Analysis**

Reporting Year: January - December 2019
Production 12/2019

<u>Production Period</u>	<u>Receipt Segment</u>	<u>Delivery Segment</u>	<u>Service Class</u>	<u>Svc Req Contract</u>	<u>Receipt Location</u>	<u>Receipt Loc Prop</u>	<u>Delivery Location</u>	<u>Delivery Loc Prop</u>	<u>Fuel Quantity</u>
12/2019	ME 3	ME 3	TR	133574	513085	742252	521530	4274	78
12/2019	ME 3	ME 3	TR	133574	513085	742252	521638	153767	205
12/2019	ME 3	ME 3	TR	133638	513085	742252	521092	4475	39
12/2019	ME 3	ME 3	TR	133638	513125	1387755	521092	4475	8
12/2019	ME 3	ME 3	TR	133638	513125	1387755	521528	4351	8
12/2019	ME 3	ME 3	TR	133638	513125	1387755	521572	40455	26
12/2019	ME 3	ME 3	TR	133638	513126	1389630	521092	4475	108
12/2019	ME 3	ME 3	TR	133638	513126	1389630	521528	4351	24
12/2019	ME 3	ME 3	TR	133638	513126	1389630	521530	4274	2
12/2019	ME 3	ME 3	TR	133638	513126	1389630	521552	16265	5
12/2019	ME 3	ME 3	TR	133638	513126	1389630	521572	40455	40
12/2019	ME 3	ME 3	TR	133638	513126	1389630	521576	40189	2
12/2019	ME 3	ME 3	TR	133639	513105	513105	521620	16118	76
12/2019	ME 3	ME 3	TR	133639	513126	1389630	520005	15672	29
12/2019	ME 3	ME 3	TR	133639	513126	1389630	521092	4475	7
12/2019	ME 3	ME 3	TR	133665	513085	742252	505573	1400988	62
12/2019	ME 3	ME 3	TR	133666	513085	742252	505573	1400988	56
12/2019	ME 3	ME 3	TR	133667	513085	742252	505238	174721	210
12/2019	ME 3	ME 3	TR	133667	513085	742252	505573	1400988	1,281
12/2019	ME 3	ME 3	TR	133668	513085	742252	505573	1400988	172
12/2019	ME 3	ME 3	TR	133668	513085	742252	520015	108796	2
12/2019	ME 3	ME 3	TR	133669	513085	742252	505573	1400988	662
12/2019	ME 3	ME 3	TR	133670	513085	742252	505392	356048	1
12/2019	ME 3	ME 3	TR	133670	513085	742252	505573	1400988	667
12/2019	ME 3	ME 3	TR	133670	513085	742252	520023	28447	3
12/2019	ME 3	ME 3	TR	133670	513085	742252	520027	295956	48
12/2019	ME 3	ME 3	TR	133671	513085	742252	505573	1400988	202
12/2019	ME 3	ME 3	TR	133671	513085	742252	520015	108796	15
12/2019	ME 3	ME 3	TR	133672	513085	742252	505573	1400988	4
12/2019	ME 3	ME 3	TR	133673	513085	742252	505573	1400988	169
12/2019	ME 3	ME 3	TR	133673	513085	742252	520015	108796	12
12/2019	ME 3	ME 3	TR	133673	513085	742252	520027	295956	20
12/2019	ME 3	ME 3	TR	133673	513085	742252	521620	16118	15



VASCR351

ANR Pipeline Company Transportation Services Fuel By Route Analysis

Reporting Year: January - December 2019
Production 12/2019

<u>Production Period</u>	<u>Receipt Segment</u>	<u>Delivery Segment</u>	<u>Service Class</u>	<u>Svc Req Contract</u>	<u>Receipt Location</u>	<u>Receipt Loc Prop</u>	<u>Delivery Location</u>	<u>Delivery Loc Prop</u>	<u>Fuel Quantity</u>
12/2019	ME 3	ME 3	TR	133674	513085	742252	505573	1400988	4
12/2019	ME 3	ME 3	TR	133680	513085	742252	505573	1400988	1
12/2019	ME 3	ME 3	TR	133680	513105	513105	505573	1400988	2
12/2019	ME 3	ME 3	TR	133681	513085	742252	505573	1400988	32
12/2019	ME 3	ME 3	TR	133681	513105	513105	505573	1400988	3
12/2019	ME 3	ME 3	TR	133682	510008	38224	505573	1400988	9
12/2019	ME 3	ME 3	TR	133682	513085	742252	505573	1400988	299
12/2019	ME 3	ME 3	TR	133682	513085	742252	520018	22986	15
12/2019	ME 3	ME 3	TR	133682	513085	742252	521092	4475	362
12/2019	ME 3	ME 3	TR	133682	513085	742252	521528	4351	17
12/2019	ME 3	ME 3	TR	133682	513085	742252	521530	4274	5
12/2019	ME 3	ME 3	TR	133682	513085	742252	521534	138745	5
12/2019	ME 3	ME 3	TR	133682	513085	742252	521552	16265	7
12/2019	ME 3	ME 3	TR	133682	513085	742252	521572	40455	398
12/2019	ME 3	ME 3	TR	133682	513085	742252	521576	40189	5
12/2019	ME 3	ME 3	TR	133682	513105	513105	505573	1400988	172
12/2019	ME 3	ME 3	TR	133682	513105	513105	520018	22986	5
12/2019	ME 3	ME 3	TR	133682	513105	513105	521092	4475	8
12/2019	ME 3	ME 3	TR	133682	513105	513105	521528	4351	25
12/2019	ME 3	ME 3	TR	133682	513105	513105	521530	4274	2
12/2019	ME 3	ME 3	TR	133682	513105	513105	521534	138745	4
12/2019	ME 3	ME 3	TR	133682	513105	513105	521552	16265	4
12/2019	ME 3	ME 3	TR	133682	513105	513105	521576	40189	2
12/2019	ME 3	ME 3	TR	133682	513125	1387755	521528	4351	15
12/2019	ME 3	ME 3	TR	133682	513125	1387755	521530	4274	2
12/2019	ME 3	ME 3	TR	133682	513125	1387755	521552	16265	4
12/2019	ME 3	ME 3	TR	133682	513125	1387755	521576	40189	1
12/2019	ME 3	ME 3	TR	133682	513126	1389630	521092	4475	72
12/2019	ME 3	ME 3	TR	133682	513126	1389630	521528	4351	48
12/2019	ME 3	ME 3	TR	133682	513126	1389630	521530	4274	11
12/2019	ME 3	ME 3	TR	133682	513126	1389630	521552	16265	14
12/2019	ME 3	ME 3	TR	133682	513126	1389630	521572	40455	41
12/2019	ME 3	ME 3	TR	133682	513126	1389630	521576	40189	11

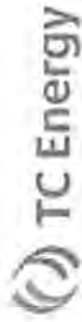


VASCR351

**ANR Pipeline Company
Transportation Services
Fuel By Route Analysis**

Reporting Year: *January - December 2019*
Production *12/2019*

<u>Production Period</u>	<u>Receipt Segment</u>	<u>Delivery Segment</u>	<u>Service Class</u>	<u>Svc Req Contract</u>	<u>Receipt Location</u>	<u>Receipt Loc Prop</u>	<u>Delivery Location</u>	<u>Delivery Loc Prop</u>	<u>Fuel Quantity</u>
12/2019	ME 3	ME 3	TR	133683	513085	742252	505573	1400988	20
12/2019	ME 3	ME 3	TR	133683	513085	742252	520005	15672	22
12/2019	ME 3	ME 3	TR	133683	513085	742252	520018	22986	48
12/2019	ME 3	ME 3	TR	133683	513085	742252	521092	4475	209
12/2019	ME 3	ME 3	TR	133683	513085	742252	521528	4351	19
12/2019	ME 3	ME 3	TR	133683	513085	742252	521572	40455	358
12/2019	ME 3	ME 3	TR	133683	513085	742252	523006	314730	53
12/2019	ME 3	ME 3	TR	133683	513105	513105	505573	1400988	93
12/2019	ME 3	ME 3	TR	133683	513105	513105	520018	22986	48
12/2019	ME 3	ME 3	TR	133683	513105	513105	521092	4475	58
12/2019	ME 3	ME 3	TR	133683	513105	513105	521528	4351	24
12/2019	ME 3	ME 3	TR	133683	513105	513105	521530	4274	2
12/2019	ME 3	ME 3	TR	133683	513105	513105	521534	138745	1
12/2019	ME 3	ME 3	TR	133683	513105	513105	521552	16265	5
12/2019	ME 3	ME 3	TR	133683	513105	513105	521572	40455	45
12/2019	ME 3	ME 3	TR	133683	513105	513105	521576	40189	3
12/2019	ME 3	ME 3	TR	133683	513125	1387755	521092	4475	42
12/2019	ME 3	ME 3	TR	133683	513125	1387755	521528	4351	9
12/2019	ME 3	ME 3	TR	133683	513125	1387755	521572	40455	169
12/2019	ME 3	ME 3	TR	133683	513125	1387755	521576	40189	1
12/2019	ME 3	ME 3	TR	133683	513126	1389630	521092	4475	75
12/2019	ME 3	ME 3	TR	133683	513126	1389630	521528	4351	36
12/2019	ME 3	ME 3	TR	133683	513126	1389630	521530	4274	6
12/2019	ME 3	ME 3	TR	133683	513126	1389630	521552	16265	10
12/2019	ME 3	ME 3	TR	133683	513126	1389630	521572	40455	155
12/2019	ME 3	ME 3	TR	133683	513126	1389630	521576	40189	6
12/2019	ME 3	ME 3	TR	133683	513085	742252	505573	1400988	108
12/2019	ME 3	ME 3	TR	133684	513085	742252	520015	108796	12
12/2019	ME 3	ME 3	TR	133684	513085	742252	505573	1400988	121
12/2019	ME 3	ME 3	TR	133685	513085	742252	505573	1400988	20
12/2019	ME 3	ME 3	TR	133687	513085	742252	505573	1400988	28
12/2019	ME 3	ME 3	TR	133689	513085	742252	505573	1400988	859
12/2019	ME 3	ME 3	TR	133692	513085	742252	505573	1400988	60
12/2019	ME 3	ME 3	TR	133692	513085	742252	520027	295956	



VASCR351

ANR Pipeline Company Transportation Services Fuel By Route Analysis

Reporting Year: *January - December 2019*
Production *12/2019*

<u>Production Period</u>	<u>Receipt Segment</u>	<u>Delivery Segment</u>	<u>Service Class</u>	<u>Svc Req Contract</u>	<u>Receipt Location</u>	<u>Receipt Loc Prop</u>	<u>Delivery Location</u>	<u>Delivery Loc Prop</u>	<u>Fuel Quantity</u>
12/2019	ME 3	ME 3	TR	133692	513085	742252	521552	16265	350
12/2019	ME 3	ME 3	TR	133693	513085	742252	505573	1400988	659
12/2019	ME 3	ME 3	TR	133693	513085	742252	520018	22986	587
12/2019	ME 3	ME 3	TR	133693	513085	742252	520027	295956	33
12/2019	ME 3	ME 3	TR	133693	513085	742252	521620	16118	53
12/2019	ME 3	ME 3	TR	133696	513105	513105	505238	174721	30
12/2019	ME 3	ME 3	TR	133696	513105	513105	505573	1400988	156
12/2019	ME 3	ME 3	TR	133697	513105	513105	505573	1400988	92
12/2019	ME 3	ME 3	TR	133697	513105	513105	520015	108796	19
12/2019	ME 3	ME 3	TR	133697	513105	513105	520018	22986	38
12/2019	ME 3	ME 3	TR	133697	513105	513105	520026	38843	3
12/2019	ME 3	ME 3	TR	133697	513105	513105	520027	295956	29
12/2019	ME 3	ME 3	TR	133698	513085	742252	521626	40184	31
12/2019	ME 3	ME 3	TR	133700	513085	742252	505573	1400988	59
12/2019	ME 3	ME 3	TR	133701	513085	742252	520015	108796	31
12/2019	ME 3	ME 3	TR	133704	513085	742252	520027	295956	175
12/2019	ME 3	ME 3	TR	133704	513105	513105	505238	174721	39
12/2019	ME 3	ME 3	TR	133704	513105	513105	513085	742252	44
12/2019	ME 3	ME 3	TR	133704	513105	513105	520027	295956	86
12/2019	ME 3	ME 3	TR	133706	513105	513105	520015	108796	74
12/2019	ME 3	ME 3	TR	133706	513105	513105	520027	295956	35
12/2019	ME 3	ME 3	TR	133706	513105	513105	521066	40462	744
12/2019	ME 3	ME 3	TR	133709	513085	742252	505573	1400988	29
12/2019	ME 3	ME 3	TR	133710	513085	742252	505573	1400988	57
12/2019	ME 3	ME 3	TR	133711	513085	742252	505573	1400988	2
12/2019	ME 3	ME 3	TR	133712	513085	742252	505573	1400988	52
12/2019	ME 3	ME 3	TR	133713	513105	513105	521620	16118	129
12/2019	ME 3	ME 3	TR	133713	513105	513105	521626	40184	85
12/2019	ME 3	ME 3	TR	133715	513085	742252	505573	1400988	27
12/2019	ME 3	ME 3	TR	133716	513085	742252	505573	1400988	2
12/2019	ME 3	ME 3	TR	133726	513105	513105	505573	1400988	1,572
12/2019	ME 3	ME 3	TR	133727	513105	513105	505573	1400988	144
12/2019	ME 3	ME 3	TR	133727	513105	513105	520027	295956	164



VASCR351

ANR Pipeline Company Transportation Services Fuel By Route Analysis

Reporting Year: *January - December 2019*
Production 12/2019

<u>Production Period</u>	<u>Receipt Segment</u>	<u>Delivery Segment</u>	<u>Service Class</u>	<u>Svc Req Contract</u>	<u>Receipt Location</u>	<u>Receipt Loc Prop</u>	<u>Delivery Location</u>	<u>Delivery Loc Prop</u>	<u>Fuel Quantity</u>
12/2019	ME 3	ME 3	TR	133728	513085	742252	505573	1400988	4
12/2019	ME 3	ME 3	TR	133728	513085	742252	520015	108796	6
12/2019	ME 3	ME 3	TR	133729	513085	742252	505573	1400988	31
12/2019	ME 3	ME 3	TR	133732	513105	513105	521986	277052	78
12/2019	ME 3	ME 3	TR	133732	513105	513105	523006	314730	294
Segment Subtotal									
12/2019	ME 3	MI 7	TR	110505	513105	513105	521098	108641	62
12/2019	ME 3	MI 7	TR	110505	513105	513105	521144	11580	15
12/2019	ME 3	MI 7	TR	110505	513105	513105	521636	22992	751
12/2019	ME 3	MI 7	TR	110506	513105	513105	521098	108641	50
12/2019	ME 3	MI 7	TR	110506	513105	513105	521116	42078	1,072
12/2019	ME 3	MI 7	TR	110506	513105	513105	521636	22992	758
12/2019	ME 3	MI 7	TR	110507	513105	513105	521098	108641	72
12/2019	ME 3	MI 7	TR	110507	513105	513105	521636	22992	1,857
12/2019	ME 3	MI 7	TR	113877	513085	742252	505038	153808	9
12/2019	ME 3	MI 7	TR	113877	513085	742252	521008	11616	15
12/2019	ME 3	MI 7	TR	113877	513085	742252	521116	42078	144
12/2019	ME 3	MI 7	TR	113879	513105	513105	521118	11578	120
12/2019	ME 3	MI 7	TR	113880	513085	742252	521116	42078	73
12/2019	ME 3	MI 7	TR	113880	513085	742252	521142	40477	159
12/2019	ME 3	MI 7	TR	113880	513085	742252	521144	11580	11
12/2019	ME 3	MI 7	TR	113880	513085	742252	521932	138744	2
12/2019	ME 3	MI 7	TR	113884	513085	742252	505038	153808	30
12/2019	ME 3	MI 7	TR	113884	513085	742252	521116	42078	180
12/2019	ME 3	MI 7	TR	113886	513105	513105	521118	11578	6
12/2019	ME 3	MI 7	TR	113886	513105	513105	521122	11751	132
12/2019	ME 3	MI 7	TR	113889	513085	742252	521116	42078	20
12/2019	ME 3	MI 7	TR	113889	513085	742252	521142	40477	85
12/2019	ME 3	MI 7	TR	113889	513085	742252	521156	11572	5
12/2019	ME 3	MI 7	TR	113889	513105	513105	521124	11562	46
12/2019	ME 3	MI 7	TR	113890	513085	742252	521118	11578	1
12/2019	ME 3	MI 7	TR	113890	513105	513105	521118	11578	94
12/2019	ME 3	MI 7	TR	113890	513105	513105	521670	40468	4



VASCR351

ANR Pipeline Company Transportation Services Fuel By Route Analysis

Reporting Year: *January - December 2019*
Production 12/2019

<u>Production Period</u>	<u>Receipt Segment</u>	<u>Delivery Segment</u>	<u>Service Class</u>	<u>Svc Req Contract</u>	<u>Receipt Location</u>	<u>Receipt Loc Prop</u>	<u>Delivery Location</u>	<u>Delivery Loc Prop</u>	<u>Fuel Quantity</u>
12/2019	ME 3	MI 7	TR	113904	513105	513105	521162	11748	200
12/2019	ME 3	MI 7	TR	113922	513085	742252	505038	153808	37
12/2019	ME 3	MI 7	TR	113922	513085	742252	521116	42078	205
12/2019	ME 3	MI 7	TR	113922	513085	742252	521118	11578	89
12/2019	ME 3	MI 7	TR	113922	513085	742252	521122	11751	26
12/2019	ME 3	MI 7	TR	113922	513085	742252	521124	11562	23
12/2019	ME 3	MI 7	TR	113922	513085	742252	521142	40477	109
12/2019	ME 3	MI 7	TR	113922	513085	742252	521144	11580	8
12/2019	ME 3	MI 7	TR	113922	513085	742252	521156	11572	7
12/2019	ME 3	MI 7	TR	113922	513085	742252	521670	40468	33
12/2019	ME 3	MI 7	TR	113922	513085	742252	521932	138744	5
12/2019	ME 3	MI 7	TR	113922	513105	513105	521116	42078	4
12/2019	ME 3	MI 7	TR	113922	513105	513105	521118	11578	9
12/2019	ME 3	MI 7	TR	113922	513105	513105	521124	11562	246
12/2019	ME 3	MI 7	TR	113922	513105	513105	521144	11580	1
12/2019	ME 3	MI 7	TR	113922	513105	513105	521162	11748	30
12/2019	ME 3	MI 7	TR	113922	513105	513105	521670	40468	9
12/2019	ME 3	MI 7	TR	113933	513105	513105	521122	11751	154
12/2019	ME 3	MI 7	TR	113933	513105	513105	521162	11748	7
12/2019	ME 3	MI 7	TR	113936	513105	513105	521122	11751	159
12/2019	ME 3	MI 7	TR	113937	513105	513105	521162	11748	378
12/2019	ME 3	MI 7	TR	113945	513085	742252	521116	42078	81
12/2019	ME 3	MI 7	TR	113945	513085	742252	521118	11578	291
12/2019	ME 3	MI 7	TR	113945	513085	742252	521144	11580	14
12/2019	ME 3	MI 7	TR	113945	513085	742252	521162	11748	5
12/2019	ME 3	MI 7	TR	113945	513085	742252	521670	40468	14
12/2019	ME 3	MI 7	TR	113956	513085	742252	521142	40477	72
12/2019	ME 3	MI 7	TR	113956	513085	742252	521156	11572	3
12/2019	ME 3	MI 7	TR	113956	513085	742252	521670	40468	2
12/2019	ME 3	MI 7	TR	113956	513085	742252	521932	138744	3
12/2019	ME 3	MI 7	TR	113960	513085	742252	521142	40477	96
12/2019	ME 3	MI 7	TR	113960	513085	742252	521144	11580	4
12/2019	ME 3	MI 7	TR	113960	513085	742252	521670	40468	5



VASCR351

ANR Pipeline Company Transportation Services Fuel By Route Analysis

Reporting Year: *January - December 2019*
Production 12/2019

<u>Production Period</u>	<u>Receipt Segment</u>	<u>Delivery Segment</u>	<u>Service Class</u>	<u>Svc Req Contract</u>	<u>Receipt Location</u>	<u>Receipt Loc Prop</u>	<u>Delivery Location</u>	<u>Delivery Loc Prop</u>	<u>Fuel Quantity</u>
12/2019	ME 3	MI 7	TR	113976	513085	742252	505038	153808	3
12/2019	ME 3	MI 7	TR	113976	513085	742252	521116	42078	75
12/2019	ME 3	MI 7	TR	113976	513085	742252	521118	11578	33
12/2019	ME 3	MI 7	TR	113987	513085	742252	505038	153808	36
12/2019	ME 3	MI 7	TR	113987	513085	742252	521116	42078	252
12/2019	ME 3	MI 7	TR	113987	513085	742252	521118	11578	71
12/2019	ME 3	MI 7	TR	113987	513085	742252	521122	11751	106
12/2019	ME 3	MI 7	TR	113987	513085	742252	521124	11562	36
12/2019	ME 3	MI 7	TR	113987	513085	742252	521142	40477	2
12/2019	ME 3	MI 7	TR	113987	513085	742252	521670	40468	36
12/2019	ME 3	MI 7	TR	115931	513105	513105	521118	11578	140
12/2019	ME 3	MI 7	TR	118249	513085	742252	505038	153808	144
12/2019	ME 3	MI 7	TR	118249	513085	742252	505108	243097	101
12/2019	ME 3	MI 7	TR	118249	513105	513105	505038	153808	57
12/2019	ME 3	MI 7	TR	123255	513085	742252	521636	22992	3,335
12/2019	ME 3	MI 7	TR	123255	513105	513105	521636	22992	290
12/2019	ME 3	MI 7	TR	123255	513125	1387755	521636	22992	870
12/2019	ME 3	MI 7	TR	123627	513085	742252	521636	22992	2,131
12/2019	ME 3	MI 7	TR	123627	513085	742252	521932	138744	6,623
12/2019	ME 3	MI 7	TR	123627	513085	742252	521985	278172	135
12/2019	ME 3	MI 7	TR	123627	513105	513105	511136	277072	132
12/2019	ME 3	MI 7	TR	123629	513085	742252	521636	22992	3,498
12/2019	ME 3	MI 7	TR	123629	513105	513105	511136	277072	970
12/2019	ME 3	MI 7	TR	123629	513125	1387755	521636	22992	1,701
12/2019	ME 3	MI 7	TR	124158	513085	742252	521636	22992	1,160
12/2019	ME 3	MI 7	TR	124158	513105	513105	521636	22992	725
12/2019	ME 3	MI 7	TR	124158	513125	1387755	521636	22992	2,610
12/2019	ME 3	MI 7	TR	125014	513105	513105	521118	11578	180
12/2019	ME 3	MI 7	TR	125047	505007	139235	505038	153808	577
12/2019	ME 3	MI 7	TR	125655	513085	742252	521142	40477	25
12/2019	ME 3	MI 7	TR	125655	513085	742252	521156	11572	1
12/2019	ME 3	MI 7	TR	126229	513085	742252	521116	42078	4
12/2019	ME 3	MI 7	TR	126229	513085	742252	521142	40477	108



VASCR351

ANR Pipeline Company
Transportation Services
Fuel By Route Analysis

Reporting Year: January - December 2019
Production 12/2019

<u>Production Period</u>	<u>Receipt Segment</u>	<u>Delivery Segment</u>	<u>Service Class</u>	<u>Svc Req Contract</u>	<u>Receipt Location</u>	<u>Receipt Loc Prop</u>	<u>Delivery Location</u>	<u>Delivery Loc Prop</u>	<u>Fuel Quantity</u>
12/2019	ME 3	MI 7	TR	126229	513085	742252	521144	11580	4
12/2019	ME 3	MI 7	TR	126229	513085	742252	521670	40468	4
12/2019	ME 3	MI 7	TR	126231	513085	742252	521142	40477	58
12/2019	ME 3	MI 7	TR	126231	513085	742252	521670	40468	2
12/2019	ME 3	MI 7	TR	126509	513085	742252	521142	40477	58
12/2019	ME 3	MI 7	TR	126509	513085	742252	521670	40468	2
12/2019	ME 3	MI 7	TR	126512	513085	742252	521142	40477	28
12/2019	ME 3	MI 7	TR	126512	513085	742252	521144	11580	1
12/2019	ME 3	MI 7	TR	126512	513085	742252	521156	11572	1
12/2019	ME 3	MI 7	TR	126513	513085	742252	521142	40477	50
12/2019	ME 3	MI 7	TR	126513	513085	742252	521670	40468	2
12/2019	ME 3	MI 7	TR	126846	513105	513105	521074	40470	71
12/2019	ME 3	MI 7	TR	126846	513105	513105	521116	42078	183
12/2019	ME 3	MI 7	TR	126846	513105	513105	521606	216654	1,632
12/2019	ME 3	MI 7	TR	126846	513105	513105	521690	40892	80
12/2019	ME 3	MI 7	TR	129337	513105	513105	521008	11616	30
12/2019	ME 3	MI 7	TR	129337	513105	513105	523052	467243	2,204
12/2019	ME 3	MI 7	TR	129337	513105	513105	521606	216654	57
12/2019	ME 3	MI 7	TR	129337	513105	513105	521690	40892	7
12/2019	ME 3	MI 7	TR	129337	513105	513105	521008	11616	8
12/2019	ME 3	MI 7	TR	129337	513105	513105	521030	282436	21
12/2019	ME 3	MI 7	TR	129337	513105	513105	521116	42078	181
12/2019	ME 3	MI 7	TR	129337	513105	513105	523086	523086	486
12/2019	ME 3	MI 7	TR	129337	513125	1387755	521008	11616	385
12/2019	ME 3	MI 7	TR	129337	513125	1387755	521030	282436	1,458
12/2019	ME 3	MI 7	TR	129337	513125	1387755	521116	42078	12,737
12/2019	ME 3	MI 7	TR	129337	513125	1387755	523086	523086	71
12/2019	ME 3	MI 7	TR	129994	513085	742252	521932	138744	199
12/2019	ME 3	MI 7	TR	131177	513085	742252	505038	153808	15
12/2019	ME 3	MI 7	TR	131177	513085	742252	521098	108641	3,729
12/2019	ME 3	MI 7	TR	131177	513085	742252	521116	42078	740
12/2019	ME 3	MI 7	TR	131177	513085	742252	521118	11578	5,182
12/2019	ME 3	MI 7	TR	131177	513085	742252	521636	22992	288
12/2019	ME 3	MI 7	TR	131177	513085	742252	521932	138744	



VASCR351

ANR Pipeline Company Transportation Services Fuel By Route Analysis

Reporting Year: *January - December 2019*
Production 12/2019

<u>Production Period</u>	<u>Receipt Segment</u>	<u>Delivery Segment</u>	<u>Service Class</u>	<u>Svc Req Contract</u>	<u>Receipt Location</u>	<u>Receipt Loc Prop</u>	<u>Delivery Location</u>	<u>Delivery Loc Prop</u>	<u>Fuel Quantity</u>
12/2019	ME 3	MI 7	TR	131439	505032	139374	505038	153808	16
12/2019	ME 3	MI 7	TR	131445	505008	139236	505038	153808	22
12/2019	ME 3	MI 7	TR	131644	513085	742252	521074	40470	2
12/2019	ME 3	MI 7	TR	131644	513085	742252	521116	42078	1,527
12/2019	ME 3	MI 7	TR	131644	513085	742252	521138	11680	2
12/2019	ME 3	MI 7	TR	131644	513085	742252	521636	22992	145
12/2019	ME 3	MI 7	TR	131644	513105	513105	521008	11616	1,133
12/2019	ME 3	MI 7	TR	131644	513105	513105	521074	40470	284
12/2019	ME 3	MI 7	TR	131644	513105	513105	521116	42078	1,378
12/2019	ME 3	MI 7	TR	131644	513105	513105	521138	11680	142
12/2019	ME 3	MI 7	TR	131644	513105	513105	521636	22992	73
12/2019	ME 3	MI 7	TR	131644	513105	513105	521670	40468	194
12/2019	ME 3	MI 7	TR	131644	513105	513105	521966	216338	42
12/2019	ME 3	MI 7	TR	131644	513126	1389630	505038	153808	13
12/2019	ME 3	MI 7	TR	131644	513126	1389630	521008	11616	9
12/2019	ME 3	MI 7	TR	131644	513126	1389630	521074	40470	130
12/2019	ME 3	MI 7	TR	131644	513126	1389630	521116	42078	453
12/2019	ME 3	MI 7	TR	131644	513126	1389630	521118	11578	46
12/2019	ME 3	MI 7	TR	131644	513126	1389630	521138	11680	110
12/2019	ME 3	MI 7	TR	131644	513126	1389630	521670	40468	95
12/2019	ME 3	MI 7	TR	131644	513126	1389630	521966	216338	12
12/2019	ME 3	MI 7	TR	131998	513105	513105	505019	139251	1,642
12/2019	ME 3	MI 7	TR	131998	513105	513105	521116	42078	4,269
12/2019	ME 3	MI 7	TR	131998	513105	513105	521604	150409	927
12/2019	ME 3	MI 7	TR	131998	513105	513105	521962	139401	397
12/2019	ME 3	MI 7	TR	132082	513085	742252	521116	42078	212
12/2019	ME 3	MI 7	TR	132082	513105	513105	521008	11616	53
12/2019	ME 3	MI 7	TR	132082	513105	513105	521116	42078	565
12/2019	ME 3	MI 7	TR	132082	513105	513105	521118	11578	151
12/2019	ME 3	MI 7	TR	132082	513105	513105	521124	11562	42
12/2019	ME 3	MI 7	TR	132082	513105	513105	521144	11580	32
12/2019	ME 3	MI 7	TR	132082	513105	513105	523052	467243	12
12/2019	ME 3	MI 7	TR	132082	513126	1389630	521008	11616	98



VASCR351

ANR Pipeline Company Transportation Services Fuel By Route Analysis

Reporting Year: *January - December 2019*
Production **12/2019**

<u>Production Period</u>	<u>Receipt Segment</u>	<u>Delivery Segment</u>	<u>Service Class</u>	<u>Svc Req Contract</u>	<u>Receipt Location</u>	<u>Receipt Loc Prop</u>	<u>Delivery Location</u>	<u>Delivery Loc Prop</u>	<u>Fuel Quantity</u>
12/2019	ME 3	MI 7	TR	132082	513126	1389630	521074	40470	25
12/2019	ME 3	MI 7	TR	132082	513126	1389630	521116	42078	18
12/2019	ME 3	MI 7	TR	132082	513126	1389630	521118	11578	123
12/2019	ME 3	MI 7	TR	132082	513126	1389630	521124	11562	61
12/2019	ME 3	MI 7	TR	132082	513126	1389630	521144	11580	152
12/2019	ME 3	MI 7	TR	132082	513126	1389630	521670	40468	31
12/2019	ME 3	MI 7	TR	132082	513126	1389630	523052	467243	63
12/2019	ME 3	MI 7	TR	132083	513085	742252	521116	42078	33
12/2019	ME 3	MI 7	TR	132083	513085	742252	521118	11578	2
12/2019	ME 3	MI 7	TR	132083	513105	513105	521008	11616	123
12/2019	ME 3	MI 7	TR	132083	513105	513105	521074	40470	7
12/2019	ME 3	MI 7	TR	132083	513105	513105	521116	42078	808
12/2019	ME 3	MI 7	TR	132083	513105	513105	521118	11578	7
12/2019	ME 3	MI 7	TR	132083	513105	513105	521122	11751	133
12/2019	ME 3	MI 7	TR	132083	513105	513105	521124	11562	7
12/2019	ME 3	MI 7	TR	132083	513105	513105	521142	40477	81
12/2019	ME 3	MI 7	TR	132083	513105	513105	521146	11785	4
12/2019	ME 3	MI 7	TR	132083	513105	513105	521162	11748	125
12/2019	ME 3	MI 7	TR	132083	513105	513105	521966	216338	7
12/2019	ME 3	MI 7	TR	132083	513126	1389630	505038	153808	6
12/2019	ME 3	MI 7	TR	132083	513126	1389630	521008	11616	90
12/2019	ME 3	MI 7	TR	132083	513126	1389630	521074	40470	15
12/2019	ME 3	MI 7	TR	132083	513126	1389630	521116	42078	24
12/2019	ME 3	MI 7	TR	132083	513126	1389630	521118	11578	8
12/2019	ME 3	MI 7	TR	132083	513126	1389630	521122	11751	159
12/2019	ME 3	MI 7	TR	132083	513126	1389630	521124	11562	8
12/2019	ME 3	MI 7	TR	132083	513126	1389630	521142	40477	96
12/2019	ME 3	MI 7	TR	132083	513126	1389630	521146	11785	12
12/2019	ME 3	MI 7	TR	132083	513126	1389630	521162	11748	130
12/2019	ME 3	MI 7	TR	132083	513126	1389630	521636	22992	15
12/2019	ME 3	MI 7	TR	132243	513085	742252	521985	278172	29
12/2019	ME 3	MI 7	TR	132243	513105	513105	521116	42078	87
12/2019	ME 3	MI 7	TR	132243	513105	513105	521942	198847	63



VASCR351

ANR Pipeline Company Transportation Services Fuel By Route Analysis

Reporting Year: *January - December 2019*
Production *12/2019*

<u>Production Period</u>	<u>Receipt Segment</u>	<u>Delivery Segment</u>	<u>Service Class</u>	<u>Svc Req Contract</u>	<u>Receipt Location</u>	<u>Receipt Loc Prop</u>	<u>Delivery Location</u>	<u>Delivery Loc Prop</u>	<u>Fuel Quantity</u>
12/2019	ME 3	MI 7	TR	132243	513105	513105	521985	278172	29
12/2019	ME 3	MI 7	TR	132243	513126	1389630	521116	42078	29
12/2019	ME 3	MI 7	TR	132243	513126	1389630	521985	278172	85
12/2019	ME 3	MI 7	TR	132267	513085	742252	521074	40470	33
12/2019	ME 3	MI 7	TR	132267	513085	742252	521116	42078	545
12/2019	ME 3	MI 7	TR	132267	513085	742252	521138	11680	62
12/2019	ME 3	MI 7	TR	132267	513085	742252	521144	11580	62
12/2019	ME 3	MI 7	TR	132267	513085	742252	521146	11785	31
12/2019	ME 3	MI 7	TR	132267	513085	742252	521636	22992	307
12/2019	ME 3	MI 7	TR	132517	513085	742252	521985	278172	73
12/2019	ME 3	MI 7	TR	132517	513105	513105	521116	42078	86
12/2019	ME 3	MI 7	TR	132517	513105	513105	521985	278172	138
12/2019	ME 3	MI 7	TR	132517	513105	513105	523008	312117	560
12/2019	ME 3	MI 7	TR	132517	513125	1387755	505038	153808	116
12/2019	ME 3	MI 7	TR	132517	513125	1387755	511136	277072	248
12/2019	ME 3	MI 7	TR	132517	513125	1387755	521116	42078	9
12/2019	ME 3	MI 7	TR	132517	513125	1387755	521985	278172	993
12/2019	ME 3	MI 7	TR	132517	513125	1387755	523008	312117	11,973
12/2019	ME 3	MI 7	TR	132521	513085	742252	521985	278172	165
12/2019	ME 3	MI 7	TR	132521	513085	742252	523008	312117	336
12/2019	ME 3	MI 7	TR	132521	513105	513105	511136	277072	231
12/2019	ME 3	MI 7	TR	132521	513105	513105	521116	42078	952
12/2019	ME 3	MI 7	TR	132521	513105	513105	521985	278172	160
12/2019	ME 3	MI 7	TR	132521	513105	513105	523008	312117	1,546
12/2019	ME 3	MI 7	TR	132521	513125	1387755	511136	277072	89
12/2019	ME 3	MI 7	TR	132521	513125	1387755	521116	42078	463
12/2019	ME 3	MI 7	TR	132521	513125	1387755	521142	40477	54
12/2019	ME 3	MI 7	TR	132521	513125	1387755	521985	278172	102
12/2019	ME 3	MI 7	TR	132521	513125	1387755	523008	312117	8,785
12/2019	ME 3	MI 7	TR	132521	513085	742252	505038	153808	255
12/2019	ME 3	MI 7	TR	132544	513085	742252	511136	277072	119
12/2019	ME 3	MI 7	TR	132544	513085	742252	521116	42078	4,824
12/2019	ME 3	MI 7	TR	132544	513085	742252	521985	278172	504



VASCR351

ANR Pipeline Company Transportation Services Fuel By Route Analysis

Reporting Year: *January - December 2019*
Production 12/2019

<u>Production Period</u>	<u>Receipt Segment</u>	<u>Delivery Segment</u>	<u>Service Class</u>	<u>Svc Req Contract</u>	<u>Receipt Location</u>	<u>Receipt Loc Prop</u>	<u>Delivery Location</u>	<u>Delivery Loc Prop</u>	<u>Fuel Quantity</u>
12/2019	ME 3	MI 7	TR	132544	513085	742252	523008	312117	6,046
12/2019	ME 3	MI 7	TR	132544	513105	513105	505038	153808	760
12/2019	ME 3	MI 7	TR	132544	513105	513105	511136	277072	372
12/2019	ME 3	MI 7	TR	132544	513105	513105	521116	42078	8,286
12/2019	ME 3	MI 7	TR	132544	513105	513105	521985	278172	670
12/2019	ME 3	MI 7	TR	132544	513105	513105	523008	312117	6,857
12/2019	ME 3	MI 7	TR	132544	513125	1387755	521116	42078	1,566
12/2019	ME 3	MI 7	TR	132544	513125	1387755	523008	312117	15
12/2019	ME 3	MI 7	TR	132562	505012	139240	505038	153808	1,975
12/2019	ME 3	MI 7	TR	132562	510008	38224	505038	153808	324
12/2019	ME 3	MI 7	TR	132562	513105	513105	505038	153808	219
12/2019	ME 3	MI 7	TR	132582	513105	513105	521008	11616	3,825
12/2019	ME 3	MI 7	TR	132582	513105	513105	521080	138675	13
12/2019	ME 3	MI 7	TR	132582	513105	513105	521116	42078	2,260
12/2019	ME 3	MI 7	TR	132582	513105	513105	521118	11578	4,154
12/2019	ME 3	MI 7	TR	132582	513105	513105	521122	11751	92
12/2019	ME 3	MI 7	TR	132582	513105	513105	521124	11562	327
12/2019	ME 3	MI 7	TR	132582	513105	513105	521138	11680	338
12/2019	ME 3	MI 7	TR	132582	513105	513105	521142	40477	525
12/2019	ME 3	MI 7	TR	132582	513105	513105	521144	11580	262
12/2019	ME 3	MI 7	TR	132582	513105	513105	521146	11785	77
12/2019	ME 3	MI 7	TR	132582	513105	513105	521162	11748	62
12/2019	ME 3	MI 7	TR	132582	513105	513105	521636	22992	43
12/2019	ME 3	MI 7	TR	132582	513105	513105	521670	40468	321
12/2019	ME 3	MI 7	TR	132582	513105	513105	521962	139401	403
12/2019	ME 3	MI 7	TR	132582	513105	513105	521966	216338	62
12/2019	ME 3	MI 7	TR	132582	513105	513105	523086	523086	133
12/2019	ME 3	MI 7	TR	132590	513085	742252	521008	11616	290
12/2019	ME 3	MI 7	TR	132590	513085	742252	521030	282436	85
12/2019	ME 3	MI 7	TR	132590	513085	742252	521116	42078	1,315
12/2019	ME 3	MI 7	TR	132590	513105	513105	505038	153808	1,230
12/2019	ME 3	MI 7	TR	132590	513105	513105	510005	246067	203
12/2019	ME 3	MI 7	TR	132590	513105	513105	511136	277072	2,358



VASCR351

ANR Pipeline Company Transportation Services Fuel By Route Analysis

Reporting Year: *January - December 2019*
Production *12/2019*

<u>Production Period</u>	<u>Receipt Segment</u>	<u>Delivery Segment</u>	<u>Service Class</u>	<u>Svc Req Contract</u>	<u>Receipt Location</u>	<u>Receipt Loc Prop</u>	<u>Delivery Location</u>	<u>Delivery Loc Prop</u>	<u>Fuel Quantity</u>
12/2019	ME 3	MI 7	TR	132590	513105	513105	521008	11616	4,254
12/2019	ME 3	MI 7	TR	132590	513105	513105	521016	4196	1,294
12/2019	ME 3	MI 7	TR	132590	513105	513105	521030	282436	23,387
12/2019	ME 3	MI 7	TR	132590	513105	513105	521098	108641	29
12/2019	ME 3	MI 7	TR	132590	513105	513105	521116	42078	12,514
12/2019	ME 3	MI 7	TR	132590	513105	513105	521118	11578	46
12/2019	ME 3	MI 7	TR	132590	513105	513105	521122	11751	44
12/2019	ME 3	MI 7	TR	132590	513105	513105	521124	11562	57
12/2019	ME 3	MI 7	TR	132590	513105	513105	521142	40477	84
12/2019	ME 3	MI 7	TR	132590	513105	513105	521162	11748	21
12/2019	ME 3	MI 7	TR	132590	513105	513105	521636	22992	1,197
12/2019	ME 3	MI 7	TR	132590	513105	513105	521932	138744	73
12/2019	ME 3	MI 7	TR	132590	513105	513105	521985	278172	283
12/2019	ME 3	MI 7	TR	132590	513105	513105	521992	40419	135
12/2019	ME 3	MI 7	TR	132590	513105	513105	523086	523086	5,293
12/2019	ME 3	MI 7	TR	132590	513105	513105	523090	523090	618
12/2019	ME 3	MI 7	TR	132590	513105	513105	521116	42078	5,859
12/2019	ME 3	MI 7	TR	132595	513105	513105	521985	278172	105
12/2019	ME 3	MI 7	TR	132660	513085	742252	521985	42078	35
12/2019	ME 3	MI 7	TR	132660	513126	1389630	521116	42078	100
12/2019	ME 3	MI 7	TR	132673	513105	513105	521138	11680	36
12/2019	ME 3	MI 7	TR	132673	513105	513105	521670	40468	109
12/2019	ME 3	MI 7	TR	132682	513085	742252	521008	11616	384
12/2019	ME 3	MI 7	TR	132682	513085	742252	521116	42078	41
12/2019	ME 3	MI 7	TR	132682	513105	513105	505038	153808	466
12/2019	ME 3	MI 7	TR	132682	513105	513105	521008	11616	3,676
12/2019	ME 3	MI 7	TR	132682	513105	513105	521116	42078	672
12/2019	ME 3	MI 7	TR	132682	513105	513105	521636	22992	13
12/2019	ME 3	MI 7	TR	132682	513126	1389630	505038	153808	38
12/2019	ME 3	MI 7	TR	132682	513126	1389630	521008	11616	32
12/2019	ME 3	MI 7	TR	132682	513126	1389630	521116	42078	2
12/2019	ME 3	MI 7	TR	132682	513126	1389630	521138	11680	2
12/2019	ME 3	MI 7	TR	132682	513126	1389630	521636	22992	2
12/2019	ME 3	MI 7	TR	132799	513105	513105	511136	277072	20



VASCR351

ANR Pipeline Company Transportation Services Fuel By Route Analysis

Reporting Year: *January - December 2019*
Production 12/2019

<u>Production Period</u>	<u>Receipt Segment</u>	<u>Delivery Segment</u>	<u>Service Class</u>	<u>Svc Req Contract</u>	<u>Receipt Location</u>	<u>Receipt Loc Prop</u>	<u>Delivery Location</u>	<u>Delivery Loc Prop</u>	<u>Fuel Quantity</u>
12/2019	ME 3	MI 7	TR	132805	513085	742252	521116	42078	474
12/2019	ME 3	MI 7	TR	132910	513105	513105	521008	11616	56
12/2019	ME 3	MI 7	TR	133037	513105	513105	521116	42078	1
12/2019	ME 3	MI 7	TR	133037	513105	513105	521604	150409	15
12/2019	ME 3	MI 7	TR	133111	513085	742252	521116	42078	395
12/2019	ME 3	MI 7	TR	133111	513105	513105	505038	153808	1
12/2019	ME 3	MI 7	TR	133111	513105	513105	521098	108641	496
12/2019	ME 3	MI 7	TR	133111	513105	513105	521116	42078	11,248
12/2019	ME 3	MI 7	TR	133111	513105	513105	521138	11680	2,572
12/2019	ME 3	MI 7	TR	133111	513105	513105	521985	278172	767
12/2019	ME 3	MI 7	TR	133245	513085	742252	521116	42078	791
12/2019	ME 3	MI 7	TR	133326	513085	742252	505038	153808	20
12/2019	ME 3	MI 7	TR	133327	513085	742252	521932	138744	186
12/2019	ME 3	MI 7	TR	133332	513085	742252	521932	138744	93
12/2019	ME 3	MI 7	TR	133343	513085	742252	505038	153808	9
12/2019	ME 3	MI 7	TR	133343	513085	742252	521118	11578	1
12/2019	ME 3	MI 7	TR	133343	513085	742252	521124	11562	14
12/2019	ME 3	MI 7	TR	133343	513085	742252	521932	138744	53
12/2019	ME 3	MI 7	TR	133356	513085	742252	521932	138744	7
12/2019	ME 3	MI 7	TR	133363	513085	742252	521636	22992	31
12/2019	ME 3	MI 7	TR	133363	513085	742252	521932	138744	31
12/2019	ME 3	MI 7	TR	133383	513085	742252	521932	138744	93
12/2019	ME 3	MI 7	TR	133396	513085	742252	521932	138744	31
12/2019	ME 3	MI 7	TR	133398	513085	742252	521932	138744	31
12/2019	ME 3	MI 7	TR	133403	513085	742252	521932	138744	31
12/2019	ME 3	MI 7	TR	133406	513085	742252	521636	22992	284
12/2019	ME 3	MI 7	TR	133408	513085	742252	521636	22992	3
12/2019	ME 3	MI 7	TR	133432	513085	742252	521932	138744	62
12/2019	ME 3	MI 7	TR	133434	513085	742252	521932	138744	31
12/2019	ME 3	MI 7	TR	133436	513085	742252	521932	138744	62
12/2019	ME 3	MI 7	TR	133437	513085	742252	521932	138744	31
12/2019	ME 3	MI 7	TR	133442	513085	742252	521932	138744	31
12/2019	ME 3	MI 7	TR	133452	513085	742252	521932	138744	62



VASCR351

ANR Pipeline Company Transportation Services Fuel By Route Analysis

Reporting Year: *January - December 2019*
Production 12/2019

<u>Production Period</u>	<u>Receipt Segment</u>	<u>Delivery Segment</u>	<u>Service Class</u>	<u>Svc Req Contract</u>	<u>Receipt Location</u>	<u>Receipt Loc Prop</u>	<u>Delivery Location</u>	<u>Delivery Loc Prop</u>	<u>Fuel Quantity</u>
12/2019	ME 3	MI 7	TR	133461	513085	742252	521932	138744	30
12/2019	ME 3	MI 7	TR	133461	513105	513105	521116	42078	386
12/2019	ME 3	MI 7	TR	133461	513105	513105	521932	138744	3,163
12/2019	ME 3	MI 7	TR	133471	513085	742252	521670	40468	217
12/2019	ME 3	MI 7	TR	133472	513085	742252	521670	40468	682
12/2019	ME 3	MI 7	TR	133473	513085	742252	521116	42078	775
12/2019	ME 3	MI 7	TR	133473	513085	742252	521118	11578	21
12/2019	ME 3	MI 7	TR	133473	513085	742252	521124	11562	8
12/2019	ME 3	MI 7	TR	133473	513085	742252	521144	11580	33
12/2019	ME 3	MI 7	TR	133496	513105	513105	510005	246067	146
12/2019	ME 3	MI 7	TR	133496	513105	513105	511136	277072	73
12/2019	ME 3	MI 7	TR	133496	513105	513105	521030	282436	292
12/2019	ME 3	MI 7	TR	133496	513105	513105	521116	42078	733
12/2019	ME 3	MI 7	TR	133496	513105	513105	521636	22992	727
12/2019	ME 3	MI 7	TR	133533	513085	742252	511136	277072	241
12/2019	ME 3	MI 7	TR	133533	513085	742252	521008	11616	3,167
12/2019	ME 3	MI 7	TR	133533	513105	513105	511136	277072	270
12/2019	ME 3	MI 7	TR	133533	513105	513105	521008	11616	5,477
12/2019	ME 3	MI 7	TR	133564	513105	513105	521116	42078	44
12/2019	ME 3	MI 7	TR	133570	513125	1387755	505108	243097	769
12/2019	ME 3	MI 7	TR	133570	513125	1387755	511136	277072	642
12/2019	ME 3	MI 7	TR	133570	513125	1387755	521636	22992	1,025
12/2019	ME 3	MI 7	TR	133570	513125	1387755	521690	40892	5,122
12/2019	ME 3	MI 7	TR	133570	513125	1387755	521932	138744	1,434
12/2019	ME 3	MI 7	TR	133572	510008	38224	521942	198847	49
12/2019	ME 3	MI 7	TR	133572	513085	742252	521116	42078	266
12/2019	ME 3	MI 7	TR	133572	513085	742252	521124	11562	9
12/2019	ME 3	MI 7	TR	133572	513085	742252	521636	22992	30
12/2019	ME 3	MI 7	TR	133572	513085	742252	521932	138744	12
12/2019	ME 3	MI 7	TR	133572	513085	742252	521942	198847	343
12/2019	ME 3	MI 7	TR	133572	513085	742252	521985	278172	126
12/2019	ME 3	MI 7	TR	133572	513105	513105	521116	42078	1,361
12/2019	ME 3	MI 7	TR	133572	513105	513105	521932	138744	12



VASCR351

ANR Pipeline Company Transportation Services Fuel By Route Analysis

Reporting Year: January - December 2019
Production 12/2019

<u>Production Period</u>	<u>Receipt Segment</u>	<u>Delivery Segment</u>	<u>Service Class</u>	<u>Svc Req Contract</u>	<u>Receipt Location</u>	<u>Receipt Loc Prop</u>	<u>Delivery Location</u>	<u>Delivery Loc Prop</u>	<u>Fuel Quantity</u>
12/2019	ME 3	MI 7	TR	133572	513105	513105	521942	198847	774
12/2019	ME 3	MI 7	TR	133572	513105	513105	521985	278172	136
12/2019	ME 3	MI 7	TR	133572	513125	1387755	505038	153808	4
12/2019	ME 3	MI 7	TR	133572	513125	1387755	521116	42078	37
12/2019	ME 3	MI 7	TR	133572	513125	1387755	521124	11562	6
12/2019	ME 3	MI 7	TR	133572	513125	1387755	521624	4375	153
12/2019	ME 3	MI 7	TR	133572	513126	1389630	511136	277072	81
12/2019	ME 3	MI 7	TR	133572	513126	1389630	521014	153852	179
12/2019	ME 3	MI 7	TR	133572	513126	1389630	521116	42078	1,438
12/2019	ME 3	MI 7	TR	133572	513126	1389630	521932	138744	59
12/2019	ME 3	MI 7	TR	133572	513126	1389630	521985	278172	184
12/2019	ME 3	MI 7	TR	133573	510008	38224	521932	138744	36
12/2019	ME 3	MI 7	TR	133573	513105	513105	521116	42078	214
12/2019	ME 3	MI 7	TR	133573	513105	513105	521118	11578	732
12/2019	ME 3	MI 7	TR	133573	513105	513105	521636	22992	54
12/2019	ME 3	MI 7	TR	133573	513105	513105	521932	138744	1,183
12/2019	ME 3	MI 7	TR	133573	513105	513105	521942	198847	96
12/2019	ME 3	MI 7	TR	133573	513105	513105	521985	278172	66
12/2019	ME 3	MI 7	TR	133573	513126	1389630	521118	11578	1
12/2019	ME 3	MI 7	TR	133573	513126	1389630	521932	138744	13
12/2019	ME 3	MI 7	TR	133573	513126	1389630	521942	198847	74
12/2019	ME 3	MI 7	TR	133574	513125	1387755	521074	40470	2,060
12/2019	ME 3	MI 7	TR	133574	513125	1387755	521098	108641	16
12/2019	ME 3	MI 7	TR	133574	513125	1387755	521116	42078	235
12/2019	ME 3	MI 7	TR	133574	513125	1387755	521118	11578	535
12/2019	ME 3	MI 7	TR	133574	513125	1387755	521122	11751	410
12/2019	ME 3	MI 7	TR	133574	513125	1387755	521124	11562	797
12/2019	ME 3	MI 7	TR	133574	513125	1387755	521138	11680	85
12/2019	ME 3	MI 7	TR	133574	513125	1387755	521142	40477	564
12/2019	ME 3	MI 7	TR	133574	513125	1387755	521144	11580	987
12/2019	ME 3	MI 7	TR	133574	513125	1387755	521146	11785	525
12/2019	ME 3	MI 7	TR	133574	513125	1387755	521156	11572	106
12/2019	ME 3	MI 7	TR	133574	513125	1387755	521162	11748	407



VASCR351

ANR Pipeline Company Transportation Services Fuel By Route Analysis

Reporting Year: *January - December 2019*
Production *12/2019*

<u>Production Period</u>	<u>Receipt Segment</u>	<u>Delivery Segment</u>	<u>Service Class</u>	<u>Svc Req Contract</u>	<u>Receipt Location</u>	<u>Receipt Loc Prop</u>	<u>Delivery Location</u>	<u>Delivery Loc Prop</u>	<u>Fuel Quantity</u>
12/2019	ME 3	MI 7	TR	133574	513125	1387755	521636	22992	33
12/2019	ME 3	MI 7	TR	133574	513125	1387755	521670	40468	1,999
12/2019	ME 3	MI 7	TR	133574	513125	1387755	521932	138744	45
12/2019	ME 3	MI 7	TR	133574	513125	1387755	521962	139401	113
12/2019	ME 3	MI 7	TR	133575	513125	1387755	521074	40470	209
12/2019	ME 3	MI 7	TR	133575	513125	1387755	521098	108641	108
12/2019	ME 3	MI 7	TR	133575	513125	1387755	521116	42078	5,790
12/2019	ME 3	MI 7	TR	133575	513125	1387755	521118	11578	2
12/2019	ME 3	MI 7	TR	133575	513125	1387755	521122	11751	3
12/2019	ME 3	MI 7	TR	133575	513125	1387755	521124	11562	27
12/2019	ME 3	MI 7	TR	133575	513125	1387755	521138	11680	637
12/2019	ME 3	MI 7	TR	133575	513125	1387755	521144	11580	465
12/2019	ME 3	MI 7	TR	133575	513125	1387755	521146	11785	215
12/2019	ME 3	MI 7	TR	133575	513125	1387755	521670	40468	606
12/2019	ME 3	MI 7	TR	133575	513125	1387755	521962	139401	918
12/2019	ME 3	MI 7	TR	133577	513105	513105	521116	42078	3,724
12/2019	ME 3	MI 7	TR	133577	513105	513105	521636	22992	339
12/2019	ME 3	MI 7	TR	133602	513085	742252	521008	11616	73
12/2019	ME 3	MI 7	TR	133602	513085	742252	521116	42078	292
12/2019	ME 3	MI 7	TR	133603	513085	742252	521008	11616	73
12/2019	ME 3	MI 7	TR	133603	513085	742252	521116	42078	292
12/2019	ME 3	MI 7	TR	133604	513085	742252	521008	11616	73
12/2019	ME 3	MI 7	TR	133604	513085	742252	521116	42078	292
12/2019	ME 3	MI 7	TR	133605	513085	742252	521008	11616	145
12/2019	ME 3	MI 7	TR	133605	513085	742252	521116	42078	580
12/2019	ME 3	MI 7	TR	133606	513085	742252	521008	11616	73
12/2019	ME 3	MI 7	TR	133606	513085	742252	521116	42078	292
12/2019	ME 3	MI 7	TR	133607	513085	742252	521030	282436	73
12/2019	ME 3	MI 7	TR	133607	513085	742252	521636	22992	4,423
12/2019	ME 3	MI 7	TR	133620	513105	513105	521008	11616	651
12/2019	ME 3	MI 7	TR	133620	513105	513105	521116	42078	22
12/2019	ME 3	MI 7	TR	133626	513125	1387755	521008	11616	8,296
12/2019	ME 3	MI 7	TR	133626	513125	1387755	521118	11578	145



VASCR351

ANR Pipeline Company Transportation Services Fuel By Route Analysis

Reporting Year: *January - December 2019*
Production *12/2019*

<u>Production Period</u>	<u>Receipt Segment</u>	<u>Delivery Segment</u>	<u>Service Class</u>	<u>Svc Req Contract</u>	<u>Receipt Location</u>	<u>Receipt Loc Prop</u>	<u>Delivery Location</u>	<u>Delivery Loc Prop</u>	<u>Fuel Quantity</u>
12/2019	ME 3	MI 7	TR	133627	513105	513105	511136	277072	209
12/2019	ME 3	MI 7	TR	133627	513105	513105	521008	11616	819
12/2019	ME 3	MI 7	TR	133627	513105	513105	521690	40892	876
12/2019	ME 3	MI 7	TR	133628	513085	742252	521008	11616	88
12/2019	ME 3	MI 7	TR	133628	513105	513105	521008	11616	2,101
12/2019	ME 3	MI 7	TR	133638	513085	742252	521932	138744	6
12/2019	ME 3	MI 7	TR	133638	513105	513105	521124	11562	90
12/2019	ME 3	MI 7	TR	133638	513105	513105	521932	138744	235
12/2019	ME 3	MI 7	TR	133638	513105	513105	521942	198847	600
12/2019	ME 3	MI 7	TR	133638	513105	513105	521985	278172	70
12/2019	ME 3	MI 7	TR	133638	513125	1387755	521116	42078	6
12/2019	ME 3	MI 7	TR	133638	513125	1387755	521124	11562	75
12/2019	ME 3	MI 7	TR	133638	513125	1387755	521932	138744	33
12/2019	ME 3	MI 7	TR	133638	513125	1387755	521942	198847	33
12/2019	ME 3	MI 7	TR	133638	513126	1389630	521116	42078	83
12/2019	ME 3	MI 7	TR	133638	513126	1389630	521124	11562	278
12/2019	ME 3	MI 7	TR	133638	513126	1389630	521636	22992	92
12/2019	ME 3	MI 7	TR	133638	513126	1389630	521932	138744	160
12/2019	ME 3	MI 7	TR	133638	513126	1389630	521942	198847	18
12/2019	ME 3	MI 7	TR	133639	513085	742252	521116	42078	5
12/2019	ME 3	MI 7	TR	133639	513085	742252	521985	278172	49
12/2019	ME 3	MI 7	TR	133639	513105	513105	521116	42078	543
12/2019	ME 3	MI 7	TR	133639	513105	513105	521932	138744	11
12/2019	ME 3	MI 7	TR	133639	513105	513105	521942	198847	390
12/2019	ME 3	MI 7	TR	133639	513105	513105	521962	139401	4
12/2019	ME 3	MI 7	TR	133639	513105	513105	521985	278172	215
12/2019	ME 3	MI 7	TR	133639	513125	1387755	521116	42078	88
12/2019	ME 3	MI 7	TR	133639	513126	1389630	521116	42078	2,182
12/2019	ME 3	MI 7	TR	133639	513126	1389630	521932	138744	22
12/2019	ME 3	MI 7	TR	133639	513126	1389630	521942	198847	618
12/2019	ME 3	MI 7	TR	133639	513126	1389630	521962	139401	3
12/2019	ME 3	MI 7	TR	133639	513126	1389630	521985	278172	112
12/2019	ME 3	MI 7	TR	133704	513105	513105	521116	42078	3,898



VASCR351

ANR Pipeline Company Transportation Services Fuel By Route Analysis

Reporting Year: January - December 2019
Production 12/2019

<u>Production Period</u>	<u>Receipt Segment</u>	<u>Delivery Segment</u>	<u>Service Class</u>	<u>Svc Req Contract</u>	<u>Receipt Location</u>	<u>Receipt Loc Prop</u>	<u>Delivery Location</u>	<u>Delivery Loc Prop</u>	<u>Fuel Quantity</u>
12/2019	ME 3	MI 7	TR	133704	513105	513105	521604	150409	856
12/2019	ME 3	MI 7	TR	133704	513105	513105	521962	139401	6,332
12/2019	ME 3	MI 7	TR	133705	513105	513105	521116	42078	5
12/2019	ME 3	MI 7	TR	133705	513126	1389630	521116	42078	10
12/2019	ME 3	MI 7	TR	133713	513105	513105	521116	42078	11,135
12/2019	ME 3	MI 7	TR	133732	513105	513105	505038	153808	552
12/2019	ME 3	MI 7	TR	133732	513105	513105	511136	277072	308
12/2019	ME 3	MI 7	TR	133732	513105	513105	521008	11616	289
12/2019	ME 3	MI 7	TR	133732	513105	513105	521016	4196	43
12/2019	ME 3	MI 7	TR	133732	513105	513105	521030	282436	575
12/2019	ME 3	MI 7	TR	133732	513105	513105	521116	42078	38,968
12/2019	ME 3	MI 7	TR	133732	513105	513105	521636	22992	30
12/2019	ME 3	MI 7	TR	133732	513105	513105	523086	523086	5,115
12/2019	ME 3	MI 7	TR	133733	513085	742252	521116	42078	75
12/2019	ME 3	MI 7	TR	133733	513105	513105	521116	42078	31,031
12/2019	ME 3	MI 7	TR	133737	513085	742252	505017	139249	4,865
12/2019	ME 3	MI 7	TR	133741	513105	513105	505587	505587	216
12/2019	ME 3	MI 7	TR	133741	513105	513105	11616	11616	347
12/2019	ME 3	MI 7	TR	133741	513105	513105	108641	108641	111
12/2019	ME 3	MI 7	TR	133741	513105	513105	42078	42078	22,788
12/2019	ME 3	MI 7	TR	133741	513105	513105	138744	138744	291
12/2019	ME 3	MI 7	TR	133744	513085	742252	505020	139252	9
12/2019	ME 3	MI 7	TR	133744	513085	742252	521074	40470	432
12/2019	ME 3	MI 7	TR	133744	513085	742252	521116	42078	24
12/2019	ME 3	MI 7	TR	133746	513085	742252	521116	42078	2,448
12/2019	ME 3	MI 7	TR	133746	513105	513105	511136	277072	4
12/2019	ME 3	MI 7	TR	133746	513105	513105	521116	42078	1,738
12/2019	ME 3	MI 7	TR	133829	513085	742252	521116	42078	1,873
12/2019	ME 3	MI 7	TR	133829	513105	513105	521008	11616	21
12/2019	ME 3	MI 7	TR	133829	513105	513105	521116	42078	987
12/2019	ME 3	MI 7	TR	133830	513085	742252	521116	42078	1,362
12/2019	ME 3	MI 7	TR	133830	513105	513105	521116	42078	760
12/2019	ME 3	MI 7	TR	133831	513085	742252	521116	42078	870



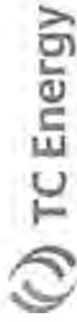
VASCR351

ANR Pipeline Company Transportation Services Fuel By Route Analysis

Prepared: 2/19/2020 3:28:04PM
Page 901 of 966

Reporting Year: January - December 2019
Production 12/2019

<u>Production Period</u>	<u>Receipt Segment</u>	<u>Delivery Segment</u>	<u>Service Class</u>	<u>Svc Req Contract</u>	<u>Receipt Location</u>	<u>Receipt Loc Prop</u>	<u>Delivery Location</u>	<u>Delivery Loc Prop</u>	<u>Fuel Quantity</u>
12/2019	ME 3	MI 7	TR	133831	513105	513105	521116	42078	290
12/2019	ME 3	MI 7	TR	133832	513085	742252	521116	42078	6
12/2019	ME 3	MI 7	TR	133832	513105	513105	521116	42078	572
	Segment Subtotal								459,697
12/2019	ME 3	ML 3	TR	110505	513105	513105	521622	110850	55
12/2019	ME 3	ML 3	TR	110506	513105	513105	521622	110850	111
12/2019	ME 3	ML 3	TR	110507	513105	513105	521622	110850	28
12/2019	ME 3	ML 3	TR	131177	513085	742252	521622	110850	42
12/2019	ME 3	ML 3	TR	131644	513105	513105	521622	110850	141
12/2019	ME 3	ML 3	TR	131644	513126	1389630	521622	110850	49
12/2019	ME 3	ML 3	TR	132582	513105	513105	521622	110850	36
12/2019	ME 3	ML 3	TR	132590	513105	513105	521622	110850	48
12/2019	ME 3	ML 3	TR	132682	513105	513105	521622	110850	144
12/2019	ME 3	ML 3	TR	133408	513085	742252	521622	110850	6
12/2019	ME 3	ML 3	TR	133575	513125	1387755	521622	110850	6
12/2019	ME 3	ML 3	TR	133713	513105	513105	521622	110850	2,043
12/2019	ME 3	ML 3	TR	133713	513105	513105	521678	140834	1,364
12/2019	ME 3	ML 3	TR	133732	513105	513105	521622	110850	4,627
	Segment Subtotal								8,700
12/2019	ME 3	MW 6	TR	118249	513085	742252	505013	139241	868
12/2019	ME 3	MW 6	TR	118249	513105	513105	505013	139241	15
	Segment Subtotal								883
12/2019	ME 3	WI 7	TR	113877	513085	742252	521168	28834	561
12/2019	ME 3	WI 7	TR	113877	513085	742252	521178	28883	3
12/2019	ME 3	WI 7	TR	113877	513085	742252	521784	28720	9
12/2019	ME 3	WI 7	TR	113879	513105	513105	521164	28842	35
12/2019	ME 3	WI 7	TR	113880	513085	742252	521786	28798	96
12/2019	ME 3	WI 7	TR	113884	513085	742252	521246	28844	695
12/2019	ME 3	WI 7	TR	113884	513085	742252	521784	28720	25
12/2019	ME 3	WI 7	TR	113886	513105	513105	521166	40496	48
12/2019	ME 3	WI 7	TR	113889	513085	742252	521164	28842	30
12/2019	ME 3	WI 7	TR	113889	513085	742252	521178	28883	5



VASCR351

**ANR Pipeline Company
Transportation Services
Fuel By Route Analysis**

Reporting Year: January - December 2019
Production 12/2019

<u>Production Period</u>	<u>Receipt Segment</u>	<u>Delivery Segment</u>	<u>Service Class</u>	<u>Svc Req. Contract</u>	<u>Receipt Location</u>	<u>Receipt Loc Prop</u>	<u>Delivery Location</u>	<u>Delivery Loc Prop</u>	<u>Fuel Quantity</u>
12/2019	ME 3	WI 7	TR	113889	513085	742252	523034	384136	7
12/2019	ME 3	WI 7	TR	113889	513105	513105	521164	28842	14
12/2019	ME 3	WI 7	TR	113890	513105	513105	521164	28842	24
12/2019	ME 3	WI 7	TR	113904	513105	513105	521164	28842	8
12/2019	ME 3	WI 7	TR	113904	513105	513105	521168	28834	8
12/2019	ME 3	WI 7	TR	113904	513105	513105	521210	28828	32
12/2019	ME 3	WI 7	TR	113922	513085	742252	521246	28844	54
12/2019	ME 3	WI 7	TR	113922	513085	742252	521784	28720	395
12/2019	ME 3	WI 7	TR	113922	513105	513105	521246	28844	13
12/2019	ME 3	WI 7	TR	113922	513105	513105	521784	28720	6
12/2019	ME 3	WI 7	TR	113933	513105	513105	521164	28842	49
12/2019	ME 3	WI 7	TR	113933	513105	513105	523034	384136	7
12/2019	ME 3	WI 7	TR	113936	513105	513105	521012	40226	6
12/2019	ME 3	WI 7	TR	113936	513105	513105	521164	28842	21
12/2019	ME 3	WI 7	TR	113937	513105	513105	523034	384136	56
12/2019	ME 3	WI 7	TR	113945	513085	742252	521164	28842	4
12/2019	ME 3	WI 7	TR	113945	513085	742252	521814	36934	23
12/2019	ME 3	WI 7	TR	113956	513085	742252	521164	28842	12
12/2019	ME 3	WI 7	TR	113956	513085	742252	521324	28794	3
12/2019	ME 3	WI 7	TR	113960	513085	742252	521164	28842	16
12/2019	ME 3	WI 7	TR	113960	513085	742252	521370	28788	3
12/2019	ME 3	WI 7	TR	113976	513085	742252	521012	40226	263
12/2019	ME 3	WI 7	TR	113987	513085	742252	521012	40226	36
12/2019	ME 3	WI 7	TR	113987	513085	742252	521246	28844	36
12/2019	ME 3	WI 7	TR	113987	513085	742252	521784	28720	505
12/2019	ME 3	WI 7	TR	115931	513105	513105	521164	28842	15
12/2019	ME 3	WI 7	TR	123255	513085	742252	521314	28661	3,032
12/2019	ME 3	WI 7	TR	123255	513105	513105	521164	28842	4,350
12/2019	ME 3	WI 7	TR	123255	513105	513105	521260	36867	116
12/2019	ME 3	WI 7	TR	123255	513105	513105	521314	28661	1,350
12/2019	ME 3	WI 7	TR	123255	513105	513105	521676	100052	145
12/2019	ME 3	WI 7	TR	125014	513105	513105	521164	28842	6
12/2019	ME 3	WI 7	TR	125655	513085	742252	521164	28842	5



VASCR351

ANR Pipeline Company Transportation Services Fuel By Route Analysis

Reporting Year: *January - December 2019*
Production *12/2019*

<u>Production Period</u>	<u>Receipt Segment</u>	<u>Delivery Segment</u>	<u>Service Class</u>	<u>Svc Req Contract</u>	<u>Receipt Location</u>	<u>Receipt Loc Prop</u>	<u>Delivery Location</u>	<u>Delivery Loc Prop</u>	<u>Fuel Quantity</u>
12/2019	ME 3	WI 7	TR	126229	513085	742252	521164	28842	4
12/2019	ME 3	WI 7	TR	126231	513085	742252	521164	28842	2
12/2019	ME 3	WI 7	TR	126509	513085	742252	521164	28842	2
12/2019	ME 3	WI 7	TR	126512	513085	742252	521164	28842	1
12/2019	ME 3	WI 7	TR	126513	513085	742252	521164	28842	10
12/2019	ME 3	WI 7	TR	126846	513105	513105	521012	40226	15
12/2019	ME 3	WI 7	TR	126846	513105	513105	521168	28834	29
12/2019	ME 3	WI 7	TR	126846	513105	513105	521174	28778	105
12/2019	ME 3	WI 7	TR	126846	513105	513105	521180	28875	62
12/2019	ME 3	WI 7	TR	126846	513105	513105	521186	42139	10
12/2019	ME 3	WI 7	TR	126846	513105	513105	521198	28782	7
12/2019	ME 3	WI 7	TR	126846	513105	513105	521218	28865	17
12/2019	ME 3	WI 7	TR	126846	513105	513105	521240	28759	151
12/2019	ME 3	WI 7	TR	126846	513105	513105	521246	28844	1
12/2019	ME 3	WI 7	TR	126846	513105	513105	521252	28779	64
12/2019	ME 3	WI 7	TR	126846	513105	513105	521260	36867	65
12/2019	ME 3	WI 7	TR	126846	513105	513105	521784	28720	17
12/2019	ME 3	WI 7	TR	126846	513105	513105	521786	28798	8
12/2019	ME 3	WI 7	TR	126846	513105	513105	521812	40304	11
12/2019	ME 3	WI 7	TR	126846	513105	513105	521814	36934	5
12/2019	ME 3	WI 7	TR	132243	513105	513105	523034	384136	29
12/2019	ME 3	WI 7	TR	132517	513105	513105	510033	28873	203
12/2019	ME 3	WI 7	TR	132544	513105	513105	510033	28873	62
12/2019	ME 3	WI 7	TR	132582	513105	513105	521172	28846	22
12/2019	ME 3	WI 7	TR	132582	513105	513105	521246	28844	2
12/2019	ME 3	WI 7	TR	132582	513105	513105	521314	28661	2,191
12/2019	ME 3	WI 7	TR	132582	513105	513105	521676	100052	470
12/2019	ME 3	WI 7	TR	132590	513105	513105	521164	28842	916
12/2019	ME 3	WI 7	TR	132590	513105	513105	521260	36867	358
12/2019	ME 3	WI 7	TR	132590	513105	513105	521266	28702	219
12/2019	ME 3	WI 7	TR	132590	513105	513105	521314	28661	322
12/2019	ME 3	WI 7	TR	132590	513105	513105	521784	28720	996
12/2019	ME 3	WI 7	TR	132590	513105	513105	523034	384136	2,299



VASCR351

ANR Pipeline Company Transportation Services Fuel By Route Analysis

Reporting Year: January - December 2019
Production 12/2019

<u>Production Period</u>	<u>Receipt Segment</u>	<u>Delivery Segment</u>	<u>Service Class</u>	<u>Svc Req Contract</u>	<u>Receipt Location</u>	<u>Receipt Loc Prop</u>	<u>Delivery Location</u>	<u>Delivery Loc Prop</u>	<u>Fuel Quantity</u>
12/2019	ME 3	WI 7	TR	132590	513105	513105	523035	387791	2,097
12/2019	ME 3	WI 7	TR	132660	513105	513105	523035	387791	105
12/2019	ME 3	WI 7	TR	132682	513105	513105	521164	28842	414
12/2019	ME 3	WI 7	TR	132910	513085	742252	523035	387791	72
12/2019	ME 3	WI 7	TR	133496	513105	513105	523034	384136	219
12/2019	ME 3	WI 7	TR	133496	513105	513105	523035	387791	73
12/2019	ME 3	WI 7	TR	133533	513085	742252	523034	384136	232
12/2019	ME 3	WI 7	TR	133533	513085	742252	523035	387791	669
12/2019	ME 3	WI 7	TR	133533	513105	513105	523034	384136	131
12/2019	ME 3	WI 7	TR	133533	513105	513105	523035	387791	969
12/2019	ME 3	WI 7	TR	133564	513105	513105	521316	28831	638
12/2019	ME 3	WI 7	TR	133572	513085	742252	523035	387791	54
12/2019	ME 3	WI 7	TR	133572	513105	513105	521034	183670	34
12/2019	ME 3	WI 7	TR	133572	513105	513105	523034	384136	382
12/2019	ME 3	WI 7	TR	133572	513105	513105	523035	387791	313
12/2019	ME 3	WI 7	TR	133572	513125	1387755	523034	384136	1
12/2019	ME 3	WI 7	TR	133572	513126	1389630	523035	387791	91
12/2019	ME 3	WI 7	TR	133573	513105	513105	521610	261574	65
12/2019	ME 3	WI 7	TR	133573	513105	513105	523034	384136	1,491
12/2019	ME 3	WI 7	TR	133573	513105	513105	523035	387791	144
12/2019	ME 3	WI 7	TR	133573	513126	1389630	523034	384136	12
12/2019	ME 3	WI 7	TR	133574	513125	1387755	521164	28842	82
12/2019	ME 3	WI 7	TR	133602	513085	742252	523032	384134	1,898
12/2019	ME 3	WI 7	TR	133603	513085	742252	521180	28875	1,898
12/2019	ME 3	WI 7	TR	133604	513085	742252	523032	384134	1,898
12/2019	ME 3	WI 7	TR	133605	513085	742252	521266	28702	3,769
12/2019	ME 3	WI 7	TR	133606	513085	742252	521172	28846	1,898
12/2019	ME 3	WI 7	TR	133620	513105	513105	521172	28846	5
12/2019	ME 3	WI 7	TR	133620	513105	513105	521178	28883	726
12/2019	ME 3	WI 7	TR	133620	513105	513105	521180	28875	28
12/2019	ME 3	WI 7	TR	133620	513105	513105	521186	42139	6
12/2019	ME 3	WI 7	TR	133620	513105	513105	521188	28862	139
12/2019	ME 3	WI 7	TR	133620	513105	513105	521198	28782	36



VASCR351

ANR Pipeline Company Transportation Services Fuel By Route Analysis

Reporting Year: *January - December 2019*
Production 12/2019

<u>Production Period</u>	<u>Receipt Segment</u>	<u>Delivery Segment</u>	<u>Service Class</u>	<u>Svc Req Contract</u>	<u>Receipt Location</u>	<u>Receipt Loc Prop</u>	<u>Delivery Location</u>	<u>Delivery Loc Prop</u>	<u>Fuel Quantity</u>
12/2019	ME 3	WI 7	TR	133620	513105	513105	521200	28679	4
12/2019	ME 3	WI 7	TR	133620	513105	513105	521204	28672	35
12/2019	ME 3	WI 7	TR	133620	513105	513105	521210	28828	172
12/2019	ME 3	WI 7	TR	133620	513105	513105	521218	28865	2
12/2019	ME 3	WI 7	TR	133620	513105	513105	521240	28759	6
12/2019	ME 3	WI 7	TR	133620	513105	513105	521246	28844	17
12/2019	ME 3	WI 7	TR	133620	513105	513105	521266	28702	1,474
12/2019	ME 3	WI 7	TR	133620	513105	513105	521314	28661	611
12/2019	ME 3	WI 7	TR	133620	513105	513105	521324	28794	287
12/2019	ME 3	WI 7	TR	133620	513105	513105	521394	36936	50
12/2019	ME 3	WI 7	TR	133620	513105	513105	521676	100052	241
12/2019	ME 3	WI 7	TR	133620	513105	513105	523034	384136	1
12/2019	ME 3	WI 7	TR	133626	513125	1387755	521314	28661	549
12/2019	ME 3	WI 7	TR	133627	513105	513105	523034	384136	73
12/2019	ME 3	WI 7	TR	133627	513105	513105	523035	387791	146
12/2019	ME 3	WI 7	TR	133628	513085	742252	523035	387791	72
12/2019	ME 3	WI 7	TR	133638	510008	38224	521610	261574	46
12/2019	ME 3	WI 7	TR	133638	513085	742252	521034	183670	21
12/2019	ME 3	WI 7	TR	133638	513085	742252	521314	28661	82
12/2019	ME 3	WI 7	TR	133638	513085	742252	523034	384136	9
12/2019	ME 3	WI 7	TR	133638	513105	513105	521012	40226	10
12/2019	ME 3	WI 7	TR	133638	513105	513105	521034	183670	309
12/2019	ME 3	WI 7	TR	133638	513105	513105	521218	28865	23
12/2019	ME 3	WI 7	TR	133638	513105	513105	521220	28766	2
12/2019	ME 3	WI 7	TR	133638	513105	513105	521226	28881	2
12/2019	ME 3	WI 7	TR	133638	513105	513105	521248	28811	66
12/2019	ME 3	WI 7	TR	133638	513105	513105	521252	28779	1
12/2019	ME 3	WI 7	TR	133638	513105	513105	521260	36867	73
12/2019	ME 3	WI 7	TR	133638	513105	513105	521266	28702	201
12/2019	ME 3	WI 7	TR	133638	513105	513105	521314	28661	247
12/2019	ME 3	WI 7	TR	133638	513105	513105	521382	174790	2
12/2019	ME 3	WI 7	TR	133638	513105	513105	521610	261574	558
12/2019	ME 3	WI 7	TR	133638	513105	513105	523034	384136	1,499



VASCR351

ANR Pipeline Company Transportation Services Fuel By Route Analysis

Reporting Year: January - December 2019
Production 12/2019

<u>Production Period</u>	<u>Receipt Segment</u>	<u>Delivery Segment</u>	<u>Service Class</u>	<u>Svc Req Contract</u>	<u>Receipt Location</u>	<u>Receipt Loc Prop</u>	<u>Delivery Location</u>	<u>Delivery Loc Prop</u>	<u>Fuel Quantity</u>
12/2019	ME 3	WI 7	TR	133638	513105	513105	523035	387791	103
12/2019	ME 3	WI 7	TR	133638	513125	1387755	521012	40226	162
12/2019	ME 3	WI 7	TR	133638	513125	1387755	521034	183670	568
12/2019	ME 3	WI 7	TR	133638	513125	1387755	521172	28846	13
12/2019	ME 3	WI 7	TR	133638	513125	1387755	521178	28883	103
12/2019	ME 3	WI 7	TR	133638	513125	1387755	521188	28862	17
12/2019	ME 3	WI 7	TR	133638	513125	1387755	521198	28782	5
12/2019	ME 3	WI 7	TR	133638	513125	1387755	521210	28828	24
12/2019	ME 3	WI 7	TR	133638	513125	1387755	521218	28865	6
12/2019	ME 3	WI 7	TR	133638	513125	1387755	521220	28766	14
12/2019	ME 3	WI 7	TR	133638	513125	1387755	521226	28881	19
12/2019	ME 3	WI 7	TR	133638	513125	1387755	521246	28844	5
12/2019	ME 3	WI 7	TR	133638	513125	1387755	521252	28779	4
12/2019	ME 3	WI 7	TR	133638	513125	1387755	521266	28702	664
12/2019	ME 3	WI 7	TR	133638	513125	1387755	521314	28661	2,244
12/2019	ME 3	WI 7	TR	133638	513125	1387755	521316	28831	44
12/2019	ME 3	WI 7	TR	133638	513125	1387755	521324	28794	71
12/2019	ME 3	WI 7	TR	133638	513125	1387755	521374	28662	3
12/2019	ME 3	WI 7	TR	133638	513125	1387755	521382	174790	19
12/2019	ME 3	WI 7	TR	133638	513125	1387755	521610	261574	625
12/2019	ME 3	WI 7	TR	133638	513125	1387755	521676	100052	10
12/2019	ME 3	WI 7	TR	133638	513125	1387755	523034	384136	271
12/2019	ME 3	WI 7	TR	133638	513126	1389630	521012	40226	2
12/2019	ME 3	WI 7	TR	133638	513126	1389630	521034	183670	416
12/2019	ME 3	WI 7	TR	133638	513126	1389630	521220	28766	1
12/2019	ME 3	WI 7	TR	133638	513126	1389630	521226	28881	1
12/2019	ME 3	WI 7	TR	133638	513126	1389630	521252	28779	36
12/2019	ME 3	WI 7	TR	133638	513126	1389630	521374	28662	3
12/2019	ME 3	WI 7	TR	133638	513126	1389630	521382	174790	1
12/2019	ME 3	WI 7	TR	133638	513126	1389630	521610	261574	464
12/2019	ME 3	WI 7	TR	133638	513126	1389630	523034	384136	444
12/2019	ME 3	WI 7	TR	133638	513126	1389630	523035	387791	73
12/2019	ME 3	WI 7	TR	133639	513085	742252	523034	384136	137



VASCR351

**ANR Pipeline Company
Transportation Services
Fuel By Route Analysis**

Prepared: 2/19/2020 3:28:04PM
Page 907 of 966

Reporting Year: January - December 2019
Production 12/2019

<u>Production Period</u>	<u>Receipt Segment</u>	<u>Delivery Segment</u>	<u>Service Class</u>	<u>Svc Req Contract</u>	<u>Receipt Location</u>	<u>Receipt Loc Prop</u>	<u>Delivery Location</u>	<u>Delivery Loc Prop</u>	<u>Fuel Quantity</u>
12/2019	ME 3	WI 7	TR	133639	513105	513105	523034	384136	1,446
12/2019	ME 3	WI 7	TR	133639	513126	1389630	521034	183670	229
12/2019	ME 3	WI 7	TR	133639	513126	1389630	523035	387791	100
12/2019	ME 3	WI 7	TR	133741	513105	513105	523034	384136	982
	Segment Subtotal								57,611
12/2019	MI 7	ME 3	TR	124948	505038	153808	521626	40184	2,370
12/2019	MI 7	ME 3	TR	125047	505038	153808	505007	139235	213
12/2019	MI 7	ME 3	TR	131439	505038	153808	505032	139374	98
12/2019	MI 7	ME 3	TR	131439	505038	153808	521534	138745	87
12/2019	MI 7	ME 3	TR	131445	505038	153808	505008	139236	187
12/2019	MI 7	ME 3	TR	131644	511136	277072	521626	40184	12
12/2019	MI 7	ME 3	TR	132243	511162	153853	523006	314730	6
12/2019	MI 7	ME 3	TR	132562	505038	153808	505012	139240	4,542
12/2019	MI 7	ME 3	TR	132562	505038	153808	520005	15672	129
12/2019	MI 7	ME 3	TR	133111	505038	153808	521552	16265	14
12/2019	MI 7	ME 3	TR	133111	505038	153808	521620	16118	87
12/2019	MI 7	ME 3	TR	133317	505038	153808	521626	40184	18
12/2019	MI 7	ME 3	TR	133328	505038	153808	521092	4475	22
12/2019	MI 7	ME 3	TR	133329	505038	153808	521626	40184	107
12/2019	MI 7	ME 3	TR	133359	505038	153808	521552	16265	1
12/2019	MI 7	ME 3	TR	133572	511128	139396	523006	314730	33
12/2019	MI 7	ME 3	TR	133572	511162	153853	523006	314730	63
12/2019	MI 7	ME 3	TR	133639	505038	153808	505582	505582	34
12/2019	MI 7	ME 3	TR	133639	511162	153853	523006	314730	90
12/2019	MI 7	ME 3	TR	133732	505038	153808	521986	277052	14
12/2019	MI 7	ME 3	TS	109138	505038	153808	505011	139239	85
12/2019	MI 7	ME 3	TS	109190	505038	153808	505009	139237	97
12/2019	MI 7	ME 3	TS	123081	505038	153808	505010	139238	12
12/2019	MI 7	ME 3	TS	123608	505038	153808	521560	4481	7
	Segment Subtotal								8,328
12/2019	MI 7	MI 7	TR	850	511136	277072	505038	153808	214
12/2019	MI 7	MI 7	TR	107898	505038	153808	521008	11616	595



VASCR351

ANR Pipeline Company Transportation Services Fuel By Route Analysis

Reporting Year: *January - December 2019*
Production 12/2019

<u>Production Period</u>	<u>Receipt Segment</u>	<u>Delivery Segment</u>	<u>Service Class</u>	<u>Svc Req Contract</u>	<u>Receipt Location</u>	<u>Receipt Loc Prop</u>	<u>Delivery Location</u>	<u>Delivery Loc Prop</u>	<u>Fuel Quantity</u>
12/2019	MI 7	MI 7	TR	108304	511144	48642	505030	139369	3,224
12/2019	MI 7	MI 7	TR	109595	505038	153808	505019	139251	110
12/2019	MI 7	MI 7	TR	110019	505038	153808	505018	139250	3,413
12/2019	MI 7	MI 7	TR	111493	511144	48642	505033	139382	36,775
12/2019	MI 7	MI 7	TR	111730	511136	277072	505038	153808	43
12/2019	MI 7	MI 7	TR	112110	505475	542527	505033	139382	7,098
12/2019	MI 7	MI 7	TR	113498	505038	153808	521008	11616	250
12/2019	MI 7	MI 7	TR	113709	505038	153808	523065	769472	3,127
12/2019	MI 7	MI 7	TR	113710	505038	153808	523025	338685	3,156
12/2019	MI 7	MI 7	TR	114567	505222	140358	505137	320550	216
12/2019	MI 7	MI 7	TR	114824	505230	153728	521606	216654	34
12/2019	MI 7	MI 7	TR	115717	505230	153728	521054	280435	5
12/2019	MI 7	MI 7	TR	116837	511136	277072	505587	505587	347
12/2019	MI 7	MI 7	TR	118840	505038	153808	523025	338685	346
12/2019	MI 7	MI 7	TR	118861	505038	153808	521690	40892	139
12/2019	MI 7	MI 7	TR	119973	505230	153728	523074	1292925	130
12/2019	MI 7	MI 7	TR	120592	505038	153808	520021	40785	15,690
12/2019	MI 7	MI 7	TR	120592	505038	153808	521008	11616	3,125
12/2019	MI 7	MI 7	TR	122006	511162	153853	505017	139249	7,823
12/2019	MI 7	MI 7	TR	122065	511144	48642	521704	40832	4,725
12/2019	MI 7	MI 7	TR	123405	505038	153808	505108	243097	63
12/2019	MI 7	MI 7	TR	124086	505038	153808	523025	338685	138
12/2019	MI 7	MI 7	TR	124947	505038	153808	521624	4375	6,368
12/2019	MI 7	MI 7	TR	124949	505038	153808	521948	4492	111
12/2019	MI 7	MI 7	TR	125045	505038	153808	505028	139366	714
12/2019	MI 7	MI 7	TR	125056	505038	153808	505131	295958	2,318
12/2019	MI 7	MI 7	TR	125056	505131	295958	505038	153808	1,937
12/2019	MI 7	MI 7	TR	125195	505038	153808	521116	42078	2,271
12/2019	MI 7	MI 7	TR	125465	505038	153808	505017	139249	3,063
12/2019	MI 7	MI 7	TR	125861	505230	153728	523014	318733	554
12/2019	MI 7	MI 7	TR	125886	505230	153728	521058	282435	94
12/2019	MI 7	MI 7	TR	126335	511136	277072	505038	153808	1,542
12/2019	MI 7	MI 7	TR	126355	505038	153808	505018	139250	556



VASCR351

ANR Pipeline Company Transportation Services Fuel By Route Analysis

Reporting Year: January - December 2019
Production 12/2019

<u>Production Period</u>	<u>Receipt Segment</u>	<u>Delivery Segment</u>	<u>Service Class</u>	<u>Svc Req Contract</u>	<u>Receipt Location</u>	<u>Receipt Loc Prop</u>	<u>Delivery Location</u>	<u>Delivery Loc Prop</u>	<u>Fuel Quantity</u>
12/2019	MI 7	MI 7	TR	126356	511136	277072	521138	11680	1,054
12/2019	MI 7	MI 7	TR	126507	505230	153728	523085	1402711	1
12/2019	MI 7	MI 7	TR	126599	505038	153808	505108	243097	235
12/2019	MI 7	MI 7	TR	126599	511136	277072	521118	11578	86
12/2019	MI 7	MI 7	TR	127692	505038	153808	521606	216654	744
12/2019	MI 7	MI 7	TR	129337	505038	153808	521008	11616	34
12/2019	MI 7	MI 7	TR	129337	505038	153808	521030	282436	1,327
12/2019	MI 7	MI 7	TR	129337	505108	243097	505038	153808	34
12/2019	MI 7	MI 7	TR	129337	510005	246067	505038	153808	437
12/2019	MI 7	MI 7	TR	129337	510005	246067	521008	11616	534
12/2019	MI 7	MI 7	TR	129337	510005	246067	521030	282436	168
12/2019	MI 7	MI 7	TR	129337	510029	2610	505038	153808	69
12/2019	MI 7	MI 7	TR	129337	511136	277072	521008	11616	20
12/2019	MI 7	MI 7	TR	129337	511136	277072	521030	282436	37
12/2019	MI 7	MI 7	TR	130625	505038	153808	521016	4196	21
12/2019	MI 7	MI 7	TR	130625	505038	153808	521636	22992	1,999
12/2019	MI 7	MI 7	TR	130706	505038	153808	521985	278172	40
12/2019	MI 7	MI 7	TR	130706	511136	277072	505038	153808	18
12/2019	MI 7	MI 7	TR	130706	511136	277072	505587	505587	228
12/2019	MI 7	MI 7	TR	130706	511136	277072	521008	11616	26
12/2019	MI 7	MI 7	TR	130706	511136	277072	521690	40892	128
12/2019	MI 7	MI 7	TR	131162	505038	153808	505108	243097	1
12/2019	MI 7	MI 7	TR	131162	505038	153808	521030	282436	35
12/2019	MI 7	MI 7	TR	131162	505038	153808	523090	523090	1,093
12/2019	MI 7	MI 7	TR	131162	510005	246067	505038	153808	314
12/2019	MI 7	MI 7	TR	131162	510005	246067	521008	11616	118
12/2019	MI 7	MI 7	TR	131162	510005	246067	521030	282436	149
12/2019	MI 7	MI 7	TR	131162	510029	2610	505038	153808	69
12/2019	MI 7	MI 7	TR	131162	510029	2610	521008	11616	61
12/2019	MI 7	MI 7	TR	131162	511136	277072	505038	153808	382
12/2019	MI 7	MI 7	TR	131162	511136	277072	521030	282436	22
12/2019	MI 7	MI 7	TR	131176	505038	153808	521116	42078	172
12/2019	MI 7	MI 7	TR	131176	505038	153808	521636	22992	172



VASCR351

ANR Pipeline Company Transportation Services Fuel By Route Analysis

Reporting Year: January - December 2019
Production 12/2019

<u>Production Period</u>	<u>Receipt Segment</u>	<u>Delivery Segment</u>	<u>Service Class</u>	<u>Svc Req. Contract</u>	<u>Receipt Location</u>	<u>Receipt Loc Prop</u>	<u>Delivery Location</u>	<u>Delivery Loc Prop</u>	<u>Fuel Quantity</u>
12/2019	MI 7	MI 7	TR	131176	505038	153808	521690	40892	277
12/2019	MI 7	MI 7	TR	131176	505038	153808	521932	138744	28
12/2019	MI 7	MI 7	TR	131176	510005	246067	505038	153808	353
12/2019	MI 7	MI 7	TR	131176	510005	246067	521636	22992	1,228
12/2019	MI 7	MI 7	TR	131176	510005	246067	521690	40892	121
12/2019	MI 7	MI 7	TR	131176	511136	277072	505038	153808	250
12/2019	MI 7	MI 7	TR	131176	511136	277072	521636	22992	472
12/2019	MI 7	MI 7	TR	131177	505038	153808	521118	11578	3
12/2019	MI 7	MI 7	TR	131177	510005	246067	521118	11578	140
12/2019	MI 7	MI 7	TR	131177	510005	246067	521636	22992	431
12/2019	MI 7	MI 7	TR	131177	511136	277072	505038	153808	3
12/2019	MI 7	MI 7	TR	131177	511136	277072	521116	42078	48
12/2019	MI 7	MI 7	TR	131177	511136	277072	521118	11578	583
12/2019	MI 7	MI 7	TR	131177	511136	277072	521636	22992	622
12/2019	MI 7	MI 7	TR	131221	510005	246067	521098	108641	9
12/2019	MI 7	MI 7	TR	131221	510005	246067	521118	11578	75
12/2019	MI 7	MI 7	TR	131221	510005	246067	521122	11751	62
12/2019	MI 7	MI 7	TR	131221	510005	246067	521124	11562	91
12/2019	MI 7	MI 7	TR	131221	510005	246067	521138	11680	91
12/2019	MI 7	MI 7	TR	131221	510005	246067	521142	40477	72
12/2019	MI 7	MI 7	TR	131221	510005	246067	521144	11580	36
12/2019	MI 7	MI 7	TR	131221	510005	246067	521606	216654	50
12/2019	MI 7	MI 7	TR	131221	510005	246067	521670	40468	91
12/2019	MI 7	MI 7	TR	131221	511136	277072	521116	42078	27
12/2019	MI 7	MI 7	TR	131221	511144	48642	521008	11616	9
12/2019	MI 7	MI 7	TR	131221	511144	48642	521098	108641	4
12/2019	MI 7	MI 7	TR	131221	511144	48642	521118	11578	192
12/2019	MI 7	MI 7	TR	131221	511144	48642	521122	11751	132
12/2019	MI 7	MI 7	TR	131221	511144	48642	521124	11562	206
12/2019	MI 7	MI 7	TR	131221	511144	48642	521138	11680	248
12/2019	MI 7	MI 7	TR	131221	511144	48642	521142	40477	221
12/2019	MI 7	MI 7	TR	131221	511144	48642	521144	11580	133
12/2019	MI 7	MI 7	TR	131221	511144	48642	521146	11785	30



VASCR351

ANR Pipeline Company Transportation Services Fuel By Route Analysis

Reporting Year: *January - December 2019*
Production *12/2019*

<u>Production Period</u>	<u>Receipt Segment</u>	<u>Delivery Segment</u>	<u>Service Class</u>	<u>Svc Req Contract</u>	<u>Receipt Location</u>	<u>Receipt Loc Prop</u>	<u>Delivery Location</u>	<u>Delivery Loc Prop</u>	<u>Fuel Quantity</u>
12/2019	MI 7	MI 7	TR	131221	511144	48642	521670	40468	196
12/2019	MI 7	MI 7	TR	131221	523086	523086	521116	42078	216
12/2019	MI 7	MI 7	TR	131221	523086	523086	521138	11680	1
12/2019	MI 7	MI 7	TR	131644	505038	153808	521008	11616	1,363
12/2019	MI 7	MI 7	TR	131644	505038	153808	521074	40470	15
12/2019	MI 7	MI 7	TR	131644	505038	153808	521118	11578	9
12/2019	MI 7	MI 7	TR	131644	505038	153808	521138	11680	9
12/2019	MI 7	MI 7	TR	131644	505038	153808	521142	40477	42
12/2019	MI 7	MI 7	TR	131644	505038	153808	521162	11748	12
12/2019	MI 7	MI 7	TR	131644	505038	153808	521636	22992	31
12/2019	MI 7	MI 7	TR	131644	505038	153808	521670	40468	9
12/2019	MI 7	MI 7	TR	131644	505038	153808	521690	40892	43
12/2019	MI 7	MI 7	TR	131644	505038	153808	521932	138744	4
12/2019	MI 7	MI 7	TR	131644	505038	153808	521966	216338	1
12/2019	MI 7	MI 7	TR	131644	510005	246067	505038	153808	9
12/2019	MI 7	MI 7	TR	131644	510005	246067	521008	11616	33
12/2019	MI 7	MI 7	TR	131644	510005	246067	521142	40477	46
12/2019	MI 7	MI 7	TR	131644	510005	246067	521636	22992	164
12/2019	MI 7	MI 7	TR	131644	510005	246067	521690	40892	228
12/2019	MI 7	MI 7	TR	131644	511136	277072	505038	153808	181
12/2019	MI 7	MI 7	TR	131644	511136	277072	521008	11616	530
12/2019	MI 7	MI 7	TR	131644	511136	277072	521074	40470	89
12/2019	MI 7	MI 7	TR	131644	511136	277072	521116	42078	224
12/2019	MI 7	MI 7	TR	131644	511136	277072	521118	11578	6
12/2019	MI 7	MI 7	TR	131644	511136	277072	521138	11680	38
12/2019	MI 7	MI 7	TR	131644	511136	277072	521142	40477	49
12/2019	MI 7	MI 7	TR	131644	511136	277072	521636	22992	43
12/2019	MI 7	MI 7	TR	131644	511136	277072	521670	40468	75
12/2019	MI 7	MI 7	TR	131644	511136	277072	521690	40892	100
12/2019	MI 7	MI 7	TR	131644	511136	277072	521966	216338	9
12/2019	MI 7	MI 7	TR	131853	505038	153808	521118	11578	371
12/2019	MI 7	MI 7	TR	131853	510005	246067	521118	11578	95
12/2019	MI 7	MI 7	TR	131853	510005	246067	521690	40892	47



VASCR351

**ANR Pipeline Company
Transportation Services
Fuel By Route Analysis**

Reporting Year: *January - December 2019*
Production 12/2019

<u>Production Period</u>	<u>Receipt Segment</u>	<u>Delivery Segment</u>	<u>Service Class</u>	<u>Svc Req Contract</u>	<u>Receipt Location</u>	<u>Receipt Loc Prop</u>	<u>Delivery Location</u>	<u>Delivery Loc Prop</u>	<u>Fuel Quantity</u>
12/2019	MI 7	MI 7	TR	131854	505038	153808	521118	11578	55
12/2019	MI 7	MI 7	TR	132082	505038	153808	521008	11616	274
12/2019	MI 7	MI 7	TR	132082	505038	153808	521074	40470	5
12/2019	MI 7	MI 7	TR	132082	505038	153808	521116	42078	3
12/2019	MI 7	MI 7	TR	132082	505038	153808	521118	11578	63
12/2019	MI 7	MI 7	TR	132082	505038	153808	521124	11562	13
12/2019	MI 7	MI 7	TR	132082	505038	153808	521144	11580	23
12/2019	MI 7	MI 7	TR	132082	505038	153808	521670	40468	8
12/2019	MI 7	MI 7	TR	132082	505038	153808	523052	467243	9
12/2019	MI 7	MI 7	TR	132082	510005	246067	521008	11616	33
12/2019	MI 7	MI 7	TR	132082	510005	246067	521118	11578	96
12/2019	MI 7	MI 7	TR	132082	510005	246067	521124	11562	23
12/2019	MI 7	MI 7	TR	132082	510005	246067	521144	11580	68
12/2019	MI 7	MI 7	TR	132082	510005	246067	521636	22992	10
12/2019	MI 7	MI 7	TR	132082	510005	246067	523052	467243	20
12/2019	MI 7	MI 7	TR	132082	511136	277072	505038	153808	43
12/2019	MI 7	MI 7	TR	132082	511136	277072	521008	11616	15
12/2019	MI 7	MI 7	TR	132082	511136	277072	521116	42078	3
12/2019	MI 7	MI 7	TR	132082	511136	277072	521118	11578	120
12/2019	MI 7	MI 7	TR	132082	511136	277072	521124	11562	28
12/2019	MI 7	MI 7	TR	132082	511136	277072	521144	11580	63
12/2019	MI 7	MI 7	TR	132082	511136	277072	521636	22992	7
12/2019	MI 7	MI 7	TR	132082	511136	277072	523052	467243	21
12/2019	MI 7	MI 7	TR	132083	505038	153808	521008	11616	360
12/2019	MI 7	MI 7	TR	132083	505038	153808	521074	40470	1
12/2019	MI 7	MI 7	TR	132083	505038	153808	521116	42078	3
12/2019	MI 7	MI 7	TR	132083	505038	153808	521118	11578	5
12/2019	MI 7	MI 7	TR	132083	505038	153808	521122	11751	53
12/2019	MI 7	MI 7	TR	132083	505038	153808	521124	11562	1
12/2019	MI 7	MI 7	TR	132083	505038	153808	521142	40477	7
12/2019	MI 7	MI 7	TR	132083	505038	153808	521162	11748	38
12/2019	MI 7	MI 7	TR	132083	505038	153808	521966	216338	1
12/2019	MI 7	MI 7	TR	132083	510005	246067	521008	11616	102



VASCR351

ANR Pipeline Company Transportation Services Fuel By Route Analysis

Reporting Year: *January - December 2019*
Production 12/2019

<u>Production Period</u>	<u>Receipt Segment</u>	<u>Delivery Segment</u>	<u>Service Class</u>	<u>Svc Req Contract</u>	<u>Receipt Location</u>	<u>Receipt Loc Prop</u>	<u>Delivery Location</u>	<u>Delivery Loc Prop</u>	<u>Fuel Quantity</u>
12/2019	MI 7	MI 7	TR	132083	510005	246067	521122	11751	70
12/2019	MI 7	MI 7	TR	132083	510005	246067	521146	11785	6
12/2019	MI 7	MI 7	TR	132083	510005	246067	521162	11748	64
12/2019	MI 7	MI 7	TR	132083	510005	246067	521636	22992	48
12/2019	MI 7	MI 7	TR	132083	511136	277072	505038	153808	4
12/2019	MI 7	MI 7	TR	132083	511136	277072	521008	11616	60
12/2019	MI 7	MI 7	TR	132083	511136	277072	521074	40470	3
12/2019	MI 7	MI 7	TR	132083	511136	277072	521116	42078	20
12/2019	MI 7	MI 7	TR	132083	511136	277072	521118	11578	3
12/2019	MI 7	MI 7	TR	132083	511136	277072	521122	11751	100
12/2019	MI 7	MI 7	TR	132083	511136	277072	521124	11562	7
12/2019	MI 7	MI 7	TR	132083	511136	277072	521146	11785	7
12/2019	MI 7	MI 7	TR	132083	511136	277072	521162	11748	89
12/2019	MI 7	MI 7	TR	132083	511136	277072	521636	22992	3
12/2019	MI 7	MI 7	TR	132096	505038	153808	511136	277072	192
12/2019	MI 7	MI 7	TR	132096	505038	153808	521985	278172	129
12/2019	MI 7	MI 7	TR	132096	505038	153808	523008	312117	198
12/2019	MI 7	MI 7	TR	132096	511136	277072	505038	153808	29
12/2019	MI 7	MI 7	TR	132096	511136	277072	523008	312117	149
12/2019	MI 7	MI 7	TR	132168	505038	153808	511136	277072	45
12/2019	MI 7	MI 7	TR	132168	505038	153808	521008	11616	3,111
12/2019	MI 7	MI 7	TR	132168	505038	153808	521074	40470	2
12/2019	MI 7	MI 7	TR	132168	505038	153808	521118	11578	34
12/2019	MI 7	MI 7	TR	132168	505038	153808	521122	11751	19
12/2019	MI 7	MI 7	TR	132168	505038	153808	521124	11562	15
12/2019	MI 7	MI 7	TR	132168	505038	153808	521142	40477	35
12/2019	MI 7	MI 7	TR	132168	505038	153808	521144	11580	25
12/2019	MI 7	MI 7	TR	132168	505038	153808	521146	11785	11
12/2019	MI 7	MI 7	TR	132168	505038	153808	521162	11748	16
12/2019	MI 7	MI 7	TR	132168	505038	153808	521670	40468	18
12/2019	MI 7	MI 7	TR	132168	505038	153808	521690	40892	113
12/2019	MI 7	MI 7	TR	132168	505038	153808	521985	278172	348
12/2019	MI 7	MI 7	TR	132168	505108	243097	521142	40477	1



VASCR351

**ANR Pipeline Company
Transportation Services
Fuel By Route Analysis**

Reporting Year: *January - December 2019*
Production 12/2019

<u>Production Period</u>	<u>Receipt Segment</u>	<u>Delivery Segment</u>	<u>Service Class</u>	<u>Svc Req Contract</u>	<u>Receipt Location</u>	<u>Receipt Loc Prop</u>	<u>Delivery Location</u>	<u>Delivery Loc Prop</u>	<u>Fuel Quantity</u>
12/2019	MI 7	MI 7	TR	132168	505108	243097	521144	11580	2
12/2019	MI 7	MI 7	TR	132168	505108	243097	521146	11785	1
12/2019	MI 7	MI 7	TR	132168	505108	243097	521670	40468	2
12/2019	MI 7	MI 7	TR	132168	511136	277072	521008	11616	2,753
12/2019	MI 7	MI 7	TR	132168	511136	277072	521074	40470	12
12/2019	MI 7	MI 7	TR	132168	511136	277072	521118	11578	59
12/2019	MI 7	MI 7	TR	132168	511136	277072	521124	11562	19
12/2019	MI 7	MI 7	TR	132168	511136	277072	521142	40477	71
12/2019	MI 7	MI 7	TR	132168	511136	277072	521144	11580	50
12/2019	MI 7	MI 7	TR	132168	511136	277072	521146	11785	19
12/2019	MI 7	MI 7	TR	132168	511136	277072	521670	40468	28
12/2019	MI 7	MI 7	TR	132243	505038	153808	521932	138744	14
12/2019	MI 7	MI 7	TR	132244	505038	153808	521932	138744	15
12/2019	MI 7	MI 7	TR	132245	505038	153808	521932	138744	8
12/2019	MI 7	MI 7	TR	132401	505038	153808	521008	11616	101
12/2019	MI 7	MI 7	TR	132517	505038	153808	523008	312117	124
12/2019	MI 7	MI 7	TR	132517	511136	277072	523008	312117	40
12/2019	MI 7	MI 7	TR	132521	505038	153808	523008	312117	277
12/2019	MI 7	MI 7	TR	132521	511136	277072	521142	40477	13
12/2019	MI 7	MI 7	TR	132544	505038	153808	511136	277072	59
12/2019	MI 7	MI 7	TR	132544	505038	153808	521985	278172	70
12/2019	MI 7	MI 7	TR	132544	505038	153808	523008	312117	3,351
12/2019	MI 7	MI 7	TR	132544	505038	153808	505038	153808	1,020
12/2019	MI 7	MI 7	TR	132544	510005	246067	523008	312117	3,392
12/2019	MI 7	MI 7	TR	132544	510005	246067	523008	153808	544
12/2019	MI 7	MI 7	TR	132544	511136	277072	505038	153808	46
12/2019	MI 7	MI 7	TR	132544	511136	277072	521116	42078	46
12/2019	MI 7	MI 7	TR	132544	511136	277072	523008	312117	1,640
12/2019	MI 7	MI 7	TR	132582	505038	153808	505108	243097	71
12/2019	MI 7	MI 7	TR	132582	505038	153808	521008	11616	1,362
12/2019	MI 7	MI 7	TR	132582	510005	246067	521008	11616	151
12/2019	MI 7	MI 7	TR	132582	511136	277072	521008	11616	58
12/2019	MI 7	MI 7	TR	132590	505038	153808	511136	277072	175
12/2019	MI 7	MI 7	TR	132590	505038	153808	521008	11616	8,694



VASCR351

ANR Pipeline Company Transportation Services Fuel By Route Analysis

Reporting Year: January - December 2019
Production 12/2019

<u>Production Period</u>	<u>Receipt Segment</u>	<u>Delivery Segment</u>	<u>Service Class</u>	<u>Svc Req. Contract</u>	<u>Receipt Location</u>	<u>Receipt Loc Prop</u>	<u>Delivery Location</u>	<u>Delivery Loc Prop</u>	<u>Fuel Quantity</u>
12/2019	MI 7	MI 7	TR	132590	505038	153808	521030	282436	2,745
12/2019	MI 7	MI 7	TR	132590	505038	153808	523090	523090	87
12/2019	MI 7	MI 7	TR	132590	505222	140358	505137	320550	3,728
12/2019	MI 7	MI 7	TR	132590	505230	153728	521030	282436	47
12/2019	MI 7	MI 7	TR	132590	510005	246067	505038	153808	353
12/2019	MI 7	MI 7	TR	132590	510005	246067	521008	11616	598
12/2019	MI 7	MI 7	TR	132590	510005	246067	521030	282436	781
12/2019	MI 7	MI 7	TR	132590	510005	246067	521116	42078	45
12/2019	MI 7	MI 7	TR	132590	510029	2610	505038	153808	137
12/2019	MI 7	MI 7	TR	132590	510029	2610	521008	11616	76
12/2019	MI 7	MI 7	TR	132590	510029	2610	521030	282436	261
12/2019	MI 7	MI 7	TR	132590	510029	2610	521636	22992	140
12/2019	MI 7	MI 7	TR	132590	511136	277072	505038	153808	141
12/2019	MI 7	MI 7	TR	132590	511136	277072	521008	11616	10
12/2019	MI 7	MI 7	TR	132590	511136	277072	521030	282436	104
12/2019	MI 7	MI 7	TR	132595	505038	153808	511136	277072	164
12/2019	MI 7	MI 7	TR	132595	505038	153808	521008	11616	270
12/2019	MI 7	MI 7	TR	132595	511136	277072	521008	11616	270
12/2019	MI 7	MI 7	TR	132600	505038	153808	521016	4196	1,028
12/2019	MI 7	MI 7	TR	132610	505038	153808	511136	277072	485
12/2019	MI 7	MI 7	TR	132610	505038	153808	521985	278172	857
12/2019	MI 7	MI 7	TR	132610	505038	153808	523008	312117	2,807
12/2019	MI 7	MI 7	TR	132610	510005	246067	505038	153808	26
12/2019	MI 7	MI 7	TR	132610	510005	246067	523008	312117	50
12/2019	MI 7	MI 7	TR	132610	511136	277072	505038	153808	1,282
12/2019	MI 7	MI 7	TR	132610	511136	277072	523008	312117	1,689
12/2019	MI 7	MI 7	TR	132620	505038	153808	521008	11616	14
12/2019	MI 7	MI 7	TR	132620	505038	153808	521985	278172	7
12/2019	MI 7	MI 7	TR	132620	510005	246067	505038	153808	1
12/2019	MI 7	MI 7	TR	132620	510005	246067	505587	505587	621
12/2019	MI 7	MI 7	TR	132620	510005	246067	521690	40892	34
12/2019	MI 7	MI 7	TR	132620	511136	277072	505038	153808	118
12/2019	MI 7	MI 7	TR	132620	511136	277072	505587	505587	146



VASCR351

**ANR Pipeline Company
Transportation Services
Fuel By Route Analysis**

Reporting Year: *January - December 2019*
Production 12/2019

<u>Production Period</u>	<u>Receipt Segment</u>	<u>Delivery Segment</u>	<u>Service Class</u>	<u>Svc Req Contract</u>	<u>Receipt Location</u>	<u>Receipt Loc Prop</u>	<u>Delivery Location</u>	<u>Delivery Loc Prop</u>	<u>Fuel Quantity</u>
12/2019	MI 7	MI 7	TR	132620	511136	277072	521008	11616	20
12/2019	MI 7	MI 7	TR	132620	511136	277072	521690	40892	77
12/2019	MI 7	MI 7	TR	132682	505038	153808	521008	11616	1,617
12/2019	MI 7	MI 7	TR	132682	505038	153808	521116	42078	102
12/2019	MI 7	MI 7	TR	132682	505038	153808	521636	22992	249
12/2019	MI 7	MI 7	TR	132682	505038	153808	521690	40892	306
12/2019	MI 7	MI 7	TR	132682	505230	153728	521008	11616	8
12/2019	MI 7	MI 7	TR	132682	510005	246067	521008	11616	170
12/2019	MI 7	MI 7	TR	132682	510005	246067	521690	40892	10
12/2019	MI 7	MI 7	TR	132682	511136	277072	505038	153808	138
12/2019	MI 7	MI 7	TR	132682	511136	277072	521008	11616	1,298
12/2019	MI 7	MI 7	TR	132682	511136	277072	521116	42078	310
12/2019	MI 7	MI 7	TR	132682	511136	277072	521636	22992	532
12/2019	MI 7	MI 7	TR	132682	511136	277072	521690	40892	758
12/2019	MI 7	MI 7	TR	132682	511136	277072	521690	40892	231
12/2019	MI 7	MI 7	TR	132698	505038	153808	511136	277072	225
12/2019	MI 7	MI 7	TR	132706	505038	153808	511136	277072	352
12/2019	MI 7	MI 7	TR	132706	505038	153808	521008	11616	72
12/2019	MI 7	MI 7	TR	132706	511136	277072	521008	11616	69
12/2019	MI 7	MI 7	TR	132706	511136	277072	521690	40892	104
12/2019	MI 7	MI 7	TR	132712	505038	153808	511136	277072	460
12/2019	MI 7	MI 7	TR	132712	505038	153808	521008	11616	63
12/2019	MI 7	MI 7	TR	132712	505038	153808	521690	40892	38
12/2019	MI 7	MI 7	TR	132712	510005	246067	505038	153808	740
12/2019	MI 7	MI 7	TR	132712	511136	277072	505038	153808	214
12/2019	MI 7	MI 7	TR	132712	511136	277072	521008	11616	125
12/2019	MI 7	MI 7	TR	132712	511136	277072	521690	40892	103
12/2019	MI 7	MI 7	TR	132740	505038	153808	521016	4196	822
12/2019	MI 7	MI 7	TR	132740	505038	153808	521080	138675	56
12/2019	MI 7	MI 7	TR	132740	505038	153808	521932	138744	28
12/2019	MI 7	MI 7	TR	132740	505038	153808	505108	243097	2,276
12/2019	MI 7	MI 7	TR	132742	505038	153808	521008	11616	165
12/2019	MI 7	MI 7	TR	132742	505038	153808	521116	42078	165
12/2019	MI 7	MI 7	TR	132742	505038	153808	521690	40892	30



VASCR351

ANR Pipeline Company Transportation Services Fuel By Route Analysis

Reporting Year: *January - December 2019*
Production 12/2019

<u>Production Period</u>	<u>Receipt Segment</u>	<u>Delivery Segment</u>	<u>Service Class</u>	<u>Svc Req Contract</u>	<u>Receipt Location</u>	<u>Receipt Loc Prop</u>	<u>Delivery Location</u>	<u>Delivery Loc Prop</u>	<u>Fuel Quantity</u>
12/2019	MI 7	MI 7	TR	132742	505038	153808	521985	278172	302
12/2019	MI 7	MI 7	TR	132742	505108	243097	521008	11616	7
12/2019	MI 7	MI 7	TR	132742	511136	277072	505038	153808	401
12/2019	MI 7	MI 7	TR	132742	511136	277072	521008	11616	1,506
12/2019	MI 7	MI 7	TR	132742	511136	277072	521116	42078	371
12/2019	MI 7	MI 7	TR	132742	511136	277072	521690	40892	93
12/2019	MI 7	MI 7	TR	132742	521985	278172	521008	11616	79
12/2019	MI 7	MI 7	TR	132799	505038	153808	511136	277072	112
12/2019	MI 7	MI 7	TR	132799	505038	153808	521008	11616	515
12/2019	MI 7	MI 7	TR	132799	511136	277072	521008	11616	540
12/2019	MI 7	MI 7	TR	132805	505038	153808	511136	277072	118
12/2019	MI 7	MI 7	TR	132805	511136	277072	505038	153808	64
12/2019	MI 7	MI 7	TR	132904	505038	153808	511136	277072	77
12/2019	MI 7	MI 7	TR	132904	505038	153808	521008	11616	1,506
12/2019	MI 7	MI 7	TR	132904	505038	153808	521690	40892	465
12/2019	MI 7	MI 7	TR	132904	511136	277072	521690	40892	92
12/2019	MI 7	MI 7	TR	132908	505038	153808	521008	11616	1,301
12/2019	MI 7	MI 7	TR	132908	505038	153808	521690	40892	81
12/2019	MI 7	MI 7	TR	132910	505038	153808	511136	277072	196
12/2019	MI 7	MI 7	TR	132910	505038	153808	521008	11616	686
12/2019	MI 7	MI 7	TR	132910	511136	277072	505038	153808	139
12/2019	MI 7	MI 7	TR	132910	511136	277072	521008	11616	1,377
12/2019	MI 7	MI 7	TR	132910	511136	277072	521690	40892	68
12/2019	MI 7	MI 7	TR	132918	505038	153808	505108	243097	10
12/2019	MI 7	MI 7	TR	132918	505038	153808	521008	11616	2,543
12/2019	MI 7	MI 7	TR	132918	505038	153808	521098	108641	1
12/2019	MI 7	MI 7	TR	132918	505038	153808	521116	42078	115
12/2019	MI 7	MI 7	TR	132918	505038	153808	521118	11578	45
12/2019	MI 7	MI 7	TR	132918	505038	153808	521122	11751	15
12/2019	MI 7	MI 7	TR	132918	505038	153808	521124	11562	33
12/2019	MI 7	MI 7	TR	132918	505038	153808	521636	22992	387
12/2019	MI 7	MI 7	TR	132918	505038	153808	521690	40892	718
12/2019	MI 7	MI 7	TR	132918	505108	243097	521636	22992	5



VASCR351

ANR Pipeline Company Transportation Services Fuel By Route Analysis

Reporting Year: *January - December 2019*
Production 12/2019

<u>Production Period</u>	<u>Receipt Segment</u>	<u>Delivery Segment</u>	<u>Service Class</u>	<u>Svc Req Contract</u>	<u>Receipt Location</u>	<u>Receipt Loc Prop</u>	<u>Delivery Location</u>	<u>Delivery Loc Prop</u>	<u>Fuel Quantity</u>
12/2019	MI 7	MI 7	TR	132918	510005	246067	521008	11616	173
12/2019	MI 7	MI 7	TR	132918	510005	246067	521636	22992	47
12/2019	MI 7	MI 7	TR	132918	511136	277072	505038	153808	401
12/2019	MI 7	MI 7	TR	132918	511136	277072	521008	11616	1,282
12/2019	MI 7	MI 7	TR	132918	511136	277072	521116	42078	186
12/2019	MI 7	MI 7	TR	132918	511136	277072	521118	11578	15
12/2019	MI 7	MI 7	TR	132918	511136	277072	521122	11751	14
12/2019	MI 7	MI 7	TR	132918	511136	277072	521124	11562	21
12/2019	MI 7	MI 7	TR	132918	511136	277072	521636	22992	638
12/2019	MI 7	MI 7	TR	132918	511136	277072	521690	40892	537
12/2019	MI 7	MI 7	TR	133111	505038	153808	521138	11680	6
12/2019	MI 7	MI 7	TR	133111	505038	153808	521985	278172	100
12/2019	MI 7	MI 7	TR	133111	511136	277072	505038	153808	1,183
12/2019	MI 7	MI 7	TR	133111	511136	277072	521008	11616	6
12/2019	MI 7	MI 7	TR	133111	511136	277072	521116	42078	198
12/2019	MI 7	MI 7	TR	133111	521985	278172	521008	11616	59
12/2019	MI 7	MI 7	TR	133111	505038	153808	521008	11616	673
12/2019	MI 7	MI 7	TR	133176	505038	153808	521636	22992	34
12/2019	MI 7	MI 7	TR	133176	505038	153808	521690	40892	8
12/2019	MI 7	MI 7	TR	133176	505038	153808	521008	11616	978
12/2019	MI 7	MI 7	TR	133176	511136	277072	521636	22992	104
12/2019	MI 7	MI 7	TR	133176	511136	277072	521690	40892	472
12/2019	MI 7	MI 7	TR	133176	511144	48642	521008	11616	244
12/2019	MI 7	MI 7	TR	133208	505038	153808	521008	11616	318
12/2019	MI 7	MI 7	TR	133245	505038	153808	511136	277072	17
12/2019	MI 7	MI 7	TR	133245	505038	153808	521008	11616	945
12/2019	MI 7	MI 7	TR	133245	505038	153808	521690	40892	494
12/2019	MI 7	MI 7	TR	133245	511136	277072	521690	40892	88
12/2019	MI 7	MI 7	TR	133245	511144	48642	521008	11616	28
12/2019	MI 7	MI 7	TR	133260	510005	246067	521008	11616	147
12/2019	MI 7	MI 7	TR	133261	511136	277072	521116	42078	23
12/2019	MI 7	MI 7	TR	133261	511144	48642	521008	11616	98
12/2019	MI 7	MI 7	TR	133262	510005	246067	521008	11616	111



VASCR351

ANR Pipeline Company Transportation Services Fuel By Route Analysis

Reporting Year: January - December 2019
Production 12/2019

<u>Production Period</u>	<u>Receipt Segment</u>	<u>Delivery Segment</u>	<u>Service Class</u>	<u>Svc Req. Contract</u>	<u>Receipt Location</u>	<u>Receipt Loc Prop</u>	<u>Delivery Location</u>	<u>Delivery Loc Prop</u>	<u>Fuel Quantity</u>
12/2019	MI 7	MI 7	TR	133262	511136	277072	521116	42078	50
12/2019	MI 7	MI 7	TR	133262	511144	48642	521008	11616	112
12/2019	MI 7	MI 7	TR	133262	511144	48642	521116	42078	15
12/2019	MI 7	MI 7	TR	133263	510005	246067	521008	11616	32
12/2019	MI 7	MI 7	TR	133263	510005	246067	521074	40470	205
12/2019	MI 7	MI 7	TR	133263	510005	246067	521116	42078	12
12/2019	MI 7	MI 7	TR	133263	510005	246067	521122	11751	47
12/2019	MI 7	MI 7	TR	133263	510005	246067	521142	40477	79
12/2019	MI 7	MI 7	TR	133263	510005	246067	521144	11580	38
12/2019	MI 7	MI 7	TR	133263	510005	246067	521162	11748	9
12/2019	MI 7	MI 7	TR	133263	510005	246067	521606	216654	161
12/2019	MI 7	MI 7	TR	133263	510005	246067	521966	216338	9
12/2019	MI 7	MI 7	TR	133263	510005	246067	523052	467243	78
12/2019	MI 7	MI 7	TR	133263	511136	277072	521116	42078	133
12/2019	MI 7	MI 7	TR	133263	511136	277072	521142	40477	8
12/2019	MI 7	MI 7	TR	133263	511144	48642	521008	11616	156
12/2019	MI 7	MI 7	TR	133263	511144	48642	521074	40470	340
12/2019	MI 7	MI 7	TR	133263	511144	48642	521098	108641	1
12/2019	MI 7	MI 7	TR	133263	511144	48642	521116	42078	13
12/2019	MI 7	MI 7	TR	133263	511144	48642	521118	11578	14
12/2019	MI 7	MI 7	TR	133263	511144	48642	521122	11751	156
12/2019	MI 7	MI 7	TR	133263	511144	48642	521124	11562	15
12/2019	MI 7	MI 7	TR	133263	511144	48642	521138	11680	28
12/2019	MI 7	MI 7	TR	133263	511144	48642	521142	40477	185
12/2019	MI 7	MI 7	TR	133263	511144	48642	521144	11580	98
12/2019	MI 7	MI 7	TR	133263	511144	48642	521162	11748	23
12/2019	MI 7	MI 7	TR	133263	511144	48642	521606	216654	77
12/2019	MI 7	MI 7	TR	133263	511144	48642	521670	40468	42
12/2019	MI 7	MI 7	TR	133263	511144	48642	521966	216338	21
12/2019	MI 7	MI 7	TR	133263	511144	48642	523052	467243	164
12/2019	MI 7	MI 7	TR	133264	510005	246067	521008	11616	30
12/2019	MI 7	MI 7	TR	133264	511144	48642	521008	11616	10
12/2019	MI 7	MI 7	TR	133265	510005	246067	521008	11616	30



VASCR351

ANR Pipeline Company Transportation Services Fuel By Route Analysis

Reporting Year: *January - December 2019*
Production 12/2019

<u>Production Period</u>	<u>Receipt Segment</u>	<u>Delivery Segment</u>	<u>Service Class</u>	<u>Svc Req Contract</u>	<u>Receipt Location</u>	<u>Receipt Loc Prop</u>	<u>Delivery Location</u>	<u>Delivery Loc Prop</u>	<u>Fuel Quantity</u>
12/2019	MI 7	MI 7	TR	133265	511144	48642	521008	11616	10
12/2019	MI 7	MI 7	TR	133297	511136	277072	521008	11616	96
12/2019	MI 7	MI 7	TR	133300	505108	243097	505038	153808	687
12/2019	MI 7	MI 7	TR	133300	505108	243097	521008	11616	375
12/2019	MI 7	MI 7	TR	133320	505038	153808	521016	4196	14
12/2019	MI 7	MI 7	TR	133320	505038	153808	521932	138744	33
12/2019	MI 7	MI 7	TR	133337	505038	153808	521932	138744	75
12/2019	MI 7	MI 7	TR	133340	505038	153808	521932	138744	177
12/2019	MI 7	MI 7	TR	133359	505038	153808	521098	108641	2
12/2019	MI 7	MI 7	TR	133359	505038	153808	521932	138744	64
12/2019	MI 7	MI 7	TR	133410	505038	153808	521932	138744	121
12/2019	MI 7	MI 7	TR	133461	505038	153808	521932	138744	54
12/2019	MI 7	MI 7	TR	133467	511136	277072	521636	22992	97
12/2019	MI 7	MI 7	TR	133467	511136	277072	521962	139401	616
12/2019	MI 7	MI 7	TR	133467	511144	48642	521008	11616	772
12/2019	MI 7	MI 7	TR	133467	511144	48642	521636	22992	61
12/2019	MI 7	MI 7	TR	133467	511144	48642	521962	139401	252
12/2019	MI 7	MI 7	TR	133477	505038	153808	505108	243097	28
12/2019	MI 7	MI 7	TR	133477	505038	153808	511136	277072	139
12/2019	MI 7	MI 7	TR	133477	505038	153808	521008	11616	143
12/2019	MI 7	MI 7	TR	133477	505038	153808	521690	40892	412
12/2019	MI 7	MI 7	TR	133477	505038	153808	505038	153808	99
12/2019	MI 7	MI 7	TR	133477	510005	246067	505038	153808	1,003
12/2019	MI 7	MI 7	TR	133477	511136	277072	505038	153808	40
12/2019	MI 7	MI 7	TR	133477	511136	277072	521008	11616	61
12/2019	MI 7	MI 7	TR	133477	511136	277072	521636	22992	1,692
12/2019	MI 7	MI 7	TR	133477	511136	277072	521690	40892	140
12/2019	MI 7	MI 7	TR	133496	505038	153808	521030	282436	35
12/2019	MI 7	MI 7	TR	133496	510005	246067	521030	282436	166
12/2019	MI 7	MI 7	TR	133531	505038	153808	505108	243097	175
12/2019	MI 7	MI 7	TR	133533	505038	153808	521008	11616	22
12/2019	MI 7	MI 7	TR	133569	505038	153808	521008	11616	11
12/2019	MI 7	MI 7	TR	133569	511136	277072	505038	153808	36
12/2019	MI 7	MI 7	TR	133572	505038	153808	505038	153808	



VASCR351

ANR Pipeline Company Transportation Services Fuel By Route Analysis

Reporting Year: *January - December 2019*
Production 12/2019

<u>Production Period</u>	<u>Receipt Segment</u>	<u>Delivery Segment</u>	<u>Service Class</u>	<u>Svc Req Contract</u>	<u>Receipt Location</u>	<u>Receipt Loc Prop</u>	<u>Delivery Location</u>	<u>Delivery Loc Prop</u>	<u>Fuel Quantity</u>
12/2019	MI 7	MI 7	TR	133572	505038	153808	521124	11562	811
12/2019	MI 7	MI 7	TR	133572	505038	153808	521690	40892	903
12/2019	MI 7	MI 7	TR	133572	505038	153808	521932	138744	76
12/2019	MI 7	MI 7	TR	133572	505038	153808	521985	278172	221
12/2019	MI 7	MI 7	TR	133572	505230	153728	521942	198847	33
12/2019	MI 7	MI 7	TR	133572	511128	139396	521014	153852	20
12/2019	MI 7	MI 7	TR	133572	511136	277072	521124	11562	67
12/2019	MI 7	MI 7	TR	133572	511136	277072	521942	198847	7
12/2019	MI 7	MI 7	TR	133572	511162	153853	511136	277072	52
12/2019	MI 7	MI 7	TR	133572	511162	153853	521116	42078	69
12/2019	MI 7	MI 7	TR	133572	511162	153853	521985	278172	62
12/2019	MI 7	MI 7	TR	133573	505038	153808	521118	11578	731
12/2019	MI 7	MI 7	TR	133573	505038	153808	521932	138744	1
12/2019	MI 7	MI 7	TR	133574	505038	153808	521142	40477	36
12/2019	MI 7	MI 7	TR	133574	505038	153808	521162	11748	4
12/2019	MI 7	MI 7	TR	133574	511136	277072	505038	153808	86
12/2019	MI 7	MI 7	TR	133574	511136	277072	521008	11616	25
12/2019	MI 7	MI 7	TR	133575	505038	153808	521008	11616	653
12/2019	MI 7	MI 7	TR	133575	511136	277072	505038	153808	40
12/2019	MI 7	MI 7	TR	133575	511136	277072	521008	11616	966
12/2019	MI 7	MI 7	TR	133577	511136	277072	521690	40892	332
12/2019	MI 7	MI 7	TR	133607	505038	153808	521030	282436	512
12/2019	MI 7	MI 7	TR	133607	505038	153808	521636	22992	35
12/2019	MI 7	MI 7	TR	133607	510005	246067	521008	11616	390
12/2019	MI 7	MI 7	TR	133607	510005	246067	521030	282436	99
12/2019	MI 7	MI 7	TR	133607	510029	2610	505038	153808	69
12/2019	MI 7	MI 7	TR	133607	511136	277072	521030	282436	171
12/2019	MI 7	MI 7	TR	133617	505038	153808	521030	282436	170
12/2019	MI 7	MI 7	TR	133617	510005	246067	521030	282436	418
12/2019	MI 7	MI 7	TR	133617	511136	277072	521030	282436	64
12/2019	MI 7	MI 7	TR	133625	505038	153808	521138	11680	14
12/2019	MI 7	MI 7	TR	133625	505038	153808	521932	138744	65
12/2019	MI 7	MI 7	TR	133626	505038	153808	521008	11616	210



VASCR351

ANR Pipeline Company Transportation Services Fuel By Route Analysis

Reporting Year: *January - December 2019*
Production *12/2019*

<u>Production Period</u>	<u>Receipt Segment</u>	<u>Delivery Segment</u>	<u>Service Class</u>	<u>Svc Req Contract</u>	<u>Receipt Location</u>	<u>Receipt Loc Prop</u>	<u>Delivery Location</u>	<u>Delivery Loc Prop</u>	<u>Fuel Quantity</u>
12/2019	MI 7	MI 7	TR	133628	505038	153808	521008	11616	35
12/2019	MI 7	MI 7	TR	133632	505230	153728	523084	1402545	50
12/2019	MI 7	MI 7	TR	133638	505038	153808	521985	278172	3
12/2019	MI 7	MI 7	TR	133638	511162	153853	521116	42078	7
12/2019	MI 7	MI 7	TR	133639	505038	153808	511136	277072	31
12/2019	MI 7	MI 7	TR	133639	505038	153808	521690	40892	323
12/2019	MI 7	MI 7	TR	133639	505038	153808	521932	138744	191
12/2019	MI 7	MI 7	TR	133639	505038	153808	521985	278172	71
12/2019	MI 7	MI 7	TR	133639	511162	153853	521932	138744	288
12/2019	MI 7	MI 7	TR	133639	511162	153853	521942	198847	174
12/2019	MI 7	MI 7	TR	133639	511162	153853	521985	278172	146
12/2019	MI 7	MI 7	TR	133656	511136	277072	521008	11616	8
12/2019	MI 7	MI 7	TR	133664	505038	153808	521008	11616	421
12/2019	MI 7	MI 7	TR	133664	505038	153808	521118	11578	17
12/2019	MI 7	MI 7	TR	133664	505038	153808	521122	11751	3
12/2019	MI 7	MI 7	TR	133664	505038	153808	521124	11562	3
12/2019	MI 7	MI 7	TR	133664	505038	153808	521144	11580	6
12/2019	MI 7	MI 7	TR	133664	505038	153808	521162	11748	3
12/2019	MI 7	MI 7	TR	133664	505038	153808	521690	40892	370
12/2019	MI 7	MI 7	TR	133664	505038	153808	523052	467243	2
12/2019	MI 7	MI 7	TR	133664	510005	246067	505038	153808	13
12/2019	MI 7	MI 7	TR	133664	510005	246067	521008	11616	113
12/2019	MI 7	MI 7	TR	133664	510005	246067	521636	22992	171
12/2019	MI 7	MI 7	TR	133664	511136	277072	505038	153808	220
12/2019	MI 7	MI 7	TR	133664	511136	277072	521008	11616	338
12/2019	MI 7	MI 7	TR	133664	511136	277072	521116	42078	30
12/2019	MI 7	MI 7	TR	133664	511136	277072	521122	11751	6
12/2019	MI 7	MI 7	TR	133664	511136	277072	521124	11562	19
12/2019	MI 7	MI 7	TR	133664	511136	277072	521162	11748	18
12/2019	MI 7	MI 7	TR	133664	511136	277072	521636	22992	153
12/2019	MI 7	MI 7	TR	133664	511136	277072	521690	40892	27
12/2019	MI 7	MI 7	TR	133675	505038	153808	521074	40470	7
12/2019	MI 7	MI 7	TR	133675	505038	153808	521138	11680	35



VASCR351

ANR Pipeline Company Transportation Services Fuel By Route Analysis

Reporting Year: *January - December 2019*
Production 12/2019

<u>Production Period</u>	<u>Receipt Segment</u>	<u>Delivery Segment</u>	<u>Service Class</u>	<u>Svc Req Contract</u>	<u>Receipt Location</u>	<u>Receipt Loc Prop</u>	<u>Delivery Location</u>	<u>Delivery Loc Prop</u>	<u>Fuel Quantity</u>
12/2019	MI 7	MI 7	TR	133675	505038	153808	521146	11785	1
12/2019	MI 7	MI 7	TR	133675	505038	153808	521636	22992	13
12/2019	MI 7	MI 7	TR	133675	505038	153808	521690	40892	2
12/2019	MI 7	MI 7	TR	133675	505038	153808	521932	138744	7
12/2019	MI 7	MI 7	TR	133676	505038	153808	521074	40470	137
12/2019	MI 7	MI 7	TR	133676	505038	153808	521138	11680	875
12/2019	MI 7	MI 7	TR	133676	505038	153808	521146	11785	29
12/2019	MI 7	MI 7	TR	133676	505038	153808	521690	40892	91
12/2019	MI 7	MI 7	TR	133676	505038	153808	521932	138744	55
12/2019	MI 7	MI 7	TR	133677	505038	153808	521074	40470	4
12/2019	MI 7	MI 7	TR	133677	505038	153808	521138	11680	20
12/2019	MI 7	MI 7	TR	133677	505038	153808	521636	22992	124
12/2019	MI 7	MI 7	TR	133677	505038	153808	521932	138744	87
12/2019	MI 7	MI 7	TR	133699	505038	153808	521008	11616	84
12/2019	MI 7	MI 7	TR	133699	505038	153808	521690	40892	138
12/2019	MI 7	MI 7	TR	133699	505038	153808	521985	278172	189
12/2019	MI 7	MI 7	TR	133699	511136	277072	505038	153808	194
12/2019	MI 7	MI 7	TR	133699	511136	277072	521008	11616	287
12/2019	MI 7	MI 7	TR	133699	521985	278172	505038	153808	70
12/2019	MI 7	MI 7	TR	133713	511136	277072	521008	11616	1,266
12/2019	MI 7	MI 7	TR	133713	511136	277072	521636	22992	27
12/2019	MI 7	MI 7	TR	133713	511136	277072	521690	40892	2,265
12/2019	MI 7	MI 7	TR	133713	511144	48642	521008	11616	315
12/2019	MI 7	MI 7	TR	133713	511144	48642	521932	138744	139
12/2019	MI 7	MI 7	TR	133732	505038	153808	505108	243097	169
12/2019	MI 7	MI 7	TR	133732	505038	153808	511136	277072	656
12/2019	MI 7	MI 7	TR	133732	505038	153808	521008	11616	592
12/2019	MI 7	MI 7	TR	133732	505038	153808	521030	282436	1,747
12/2019	MI 7	MI 7	TR	133732	505038	153808	521116	42078	235
12/2019	MI 7	MI 7	TR	133732	505038	153808	521636	22992	55
12/2019	MI 7	MI 7	TR	133732	505038	153808	521992	40419	281
12/2019	MI 7	MI 7	TR	133732	505038	153808	523090	523090	139
12/2019	MI 7	MI 7	TR	133732	505222	140358	505137	320550	1,276



VASCR351

ANR Pipeline Company Transportation Services Fuel By Route Analysis

Reporting Year: *January - December 2019*
Production 12/2019

<u>Production Period</u>	<u>Receipt Segment</u>	<u>Delivery Segment</u>	<u>Service Class</u>	<u>Svc Req Contract</u>	<u>Receipt Location</u>	<u>Receipt Loc Prop</u>	<u>Delivery Location</u>	<u>Delivery Loc Prop</u>	<u>Fuel Quantity</u>
12/2019	MI 7	MI 7	TR	133732	510005	246067	505038	153808	3,643
12/2019	MI 7	MI 7	TR	133732	510005	246067	521030	282436	264
12/2019	MI 7	MI 7	TR	133732	510005	246067	521116	42078	188
12/2019	MI 7	MI 7	TR	133732	510005	246067	521690	40892	35
12/2019	MI 7	MI 7	TR	133732	510029	2610	505038	153808	640
12/2019	MI 7	MI 7	TR	133732	510029	2610	521030	282436	198
12/2019	MI 7	MI 7	TR	133732	510029	2610	521690	40892	69
12/2019	MI 7	MI 7	TR	133732	511136	277072	505038	153808	292
12/2019	MI 7	MI 7	TR	133732	511136	277072	521008	11616	127
12/2019	MI 7	MI 7	TR	133732	511136	277072	521030	282436	177
12/2019	MI 7	MI 7	TR	133732	511136	277072	521690	40892	352
12/2019	MI 7	MI 7	TR	133733	505038	153808	511136	277072	2,172
12/2019	MI 7	MI 7	TR	133733	505038	153808	521008	11616	4,931
12/2019	MI 7	MI 7	TR	133733	505038	153808	521690	40892	8,138
12/2019	MI 7	MI 7	TR	133733	511136	277072	505038	153808	116
12/2019	MI 7	MI 7	TR	133733	511136	277072	521690	40892	340
12/2019	MI 7	MI 7	TR	133737	511136	277072	521116	42078	2
12/2019	MI 7	MI 7	TR	133741	505038	153808	521008	11616	1,202
12/2019	MI 7	MI 7	TR	133741	505038	153808	521690	40892	89
12/2019	MI 7	MI 7	TR	133741	505038	153808	521932	138744	684
12/2019	MI 7	MI 7	TR	133741	505038	153808	521985	278172	104
12/2019	MI 7	MI 7	TR	133741	510005	246067	505038	153808	768
12/2019	MI 7	MI 7	TR	133741	510005	246067	505587	505587	567
12/2019	MI 7	MI 7	TR	133741	510005	246067	521008	11616	677
12/2019	MI 7	MI 7	TR	133741	510005	246067	521690	40892	1,343
12/2019	MI 7	MI 7	TR	133741	510005	277072	505038	153808	19
12/2019	MI 7	MI 7	TR	133746	505038	153808	505108	243097	17
12/2019	MI 7	MI 7	TR	133746	505038	153808	511136	277072	2,637
12/2019	MI 7	MI 7	TR	133746	505038	153808	521008	11616	1,023
12/2019	MI 7	MI 7	TR	133746	505038	277072	505038	153808	17
12/2019	MI 7	MI 7	TR	133746	511136	277072	521690	40892	881
12/2019	MI 7	MI 7	TR	133830	511136	277072	521008	11616	5
12/2019	MI 7	MI 7	TR	133832	505038	153808	521008	11616	17
12/2019	MI 7	MI 7	TR	133832	505038	153808	521636	22992	



VASCR351

ANR Pipeline Company Transportation Services Fuel By Route Analysis

Reporting Year: January - December 2019
Production 12/2019

<u>Production Period</u>	<u>Receipt Segment</u>	<u>Delivery Segment</u>	<u>Service Class</u>	<u>Svc Req Contract</u>	<u>Receipt Location</u>	<u>Receipt Loc Prop</u>	<u>Delivery Location</u>	<u>Delivery Loc Prop</u>	<u>Fuel Quantity</u>
12/2019	MI 7	MI 7	TR	133832	505038	153808	521690	40892	53
12/2019	MI 7	MI 7	TR	133832	510005	246067	521008	11616	164
12/2019	MI 7	MI 7	TS	109138	505038	153808	505038	153808	3
12/2019	MI 7	MI 7	TS	109171	505038	153808	505038	153808	29
12/2019	MI 7	MI 7	TS	123102	505038	153808	505038	153808	305
12/2019	MI 7	MI 7	TS	123151	505038	153808	505038	153808	3
12/2019	MI 7	MI 7	TS	128294	505038	153808	505038	153808	198
									280,934
12/2019	MI 7	ML 3	TR	131644	505038	153808	521622	110850	10
12/2019	MI 7	ML 3	TR	131644	511136	277072	521622	110850	82
12/2019	MI 7	ML 3	TR	132168	505038	153808	521622	110850	70
12/2019	MI 7	ML 3	TR	132918	505038	153808	521622	110850	6
12/2019	MI 7	ML 3	TR	132918	511136	277072	521622	110850	21
12/2019	MI 7	ML 3	TR	133664	505038	153808	521622	110850	36
									225
12/2019	MI 7	MW 6	TR	750	505038	153808	505014	139246	193
12/2019	MI 7	MW 6	TR	108985	505038	153808	505005	139233	15
12/2019	MI 7	MW 6	TR	113046	505038	153808	521470	4738	246
12/2019	MI 7	MW 6	TR	118249	511136	277072	505013	139241	71
12/2019	MI 7	MW 6	TR	123405	505038	153808	505013	139241	557
12/2019	MI 7	MW 6	TR	126199	505108	243097	521442	4607	1
12/2019	MI 7	MW 6	TR	131644	505108	243097	521434	4619	6
12/2019	MI 7	MW 6	TR	131644	511136	277072	521400	13135	3
12/2019	MI 7	MW 6	TR	131644	511136	277072	521434	4619	34
12/2019	MI 7	MW 6	TR	131644	511136	277072	521470	4738	18
12/2019	MI 7	MW 6	TR	132613	505038	153808	521482	4741	60
12/2019	MI 7	MW 6	TR	133464	505108	243097	521442	4607	8
12/2019	MI 7	MW 6	TR	133464	505108	243097	521470	4738	1
12/2019	MI 7	MW 6	TR	133488	505038	153808	521420	4602	130
12/2019	MI 7	MW 6	TR	133490	505038	153808	521420	4602	83
12/2019	MI 7	MW 6	TR	133490	505038	153808	521482	4741	231
12/2019	MI 7	MW 6	TS	109148	505038	153808	521566	12977	58



VASCR351

**ANR Pipeline Company
Transportation Services
Fuel By Route Analysis**

Reporting Year: *January - December 2019*
Production 12/2019

<u>Production Period</u>	<u>Receipt Segment</u>	<u>Delivery Segment</u>	<u>Service Class</u>	<u>Svc Req Contract</u>	<u>Receipt Location</u>	<u>Receipt Loc Prop</u>	<u>Delivery Location</u>	<u>Delivery Loc Prop</u>	<u>Fuel Quantity</u>
12/2019	MI 7	MW 6	TS	109171	505038	153808	521428	40193	74
12/2019	MI 7	MW 6	TS	110863	505038	153808	521608	171759	56
12/2019	MI 7	MW 6	TS	123057	505038	153808	521502	4747	8
12/2019	MI 7	MW 6	TS	123059	505038	153808	521424	13215	16
12/2019	MI 7	MW 6	TS	123065	505038	153808	521430	40195	61
12/2019	MI 7	MW 6	TS	123147	505038	153808	505029	139367	316
12/2019	MI 7	MW 6	TS	123151	505038	153808	521498	4857	29
12/2019	MI 7	MW 6	TS	123203	505038	153808	521500	4693	16
12/2019	MI 7	MW 6	TS	123214	505038	153808	521598	4564	10
12/2019	MI 7	MW 6	TS	123215	505038	153808	521494	4605	42
12/2019	MI 7	MW 6	TS	123216	505038	153808	521492	4604	40
12/2019	MI 7	MW 6	TS	123217	505038	153808	521418	12991	37
12/2019	MI 7	MW 6	TS	123221	505038	153808	521496	4689	18
12/2019	MI 7	MW 6	TS	123222	505038	153808	521526	3969	10
12/2019	MI 7	MW 6	TS	123242	505038	153808	521426	40183	23
12/2019	MI 7	MW 6	TS	128874	505038	153808	521422	12976	39
12/2019	MI 7	MW 6	TS	131548	505038	153808	521524	3973	139
	Segment Subtotal								2,649
12/2019	MI 7	WI 7	TR	850	505038	153808	505025	139257	1,030
12/2019	MI 7	WI 7	TR	850	511136	277072	505025	139257	2,028
12/2019	MI 7	WI 7	TR	1600	505038	153808	505026	139258	7,575
12/2019	MI 7	WI 7	TR	5500	510005	246067	505026	139258	235
12/2019	MI 7	WI 7	TR	5500	511136	277072	505026	139258	2,689
12/2019	MI 7	WI 7	TR	12000	511136	277072	521322	28868	1,581
12/2019	MI 7	WI 7	TR	105424	511136	277072	521168	28834	28
12/2019	MI 7	WI 7	TR	105429	511136	277072	521250	28841	24
12/2019	MI 7	WI 7	TR	106211	505038	153808	510033	28873	587
12/2019	MI 7	WI 7	TR	107879	505038	153808	505023	139255	8,076
12/2019	MI 7	WI 7	TR	107896	505108	243097	505024	139256	279
12/2019	MI 7	WI 7	TR	107896	511136	277072	505024	139256	3,193
12/2019	MI 7	WI 7	TR	107897	505038	153808	505024	139256	5,433
12/2019	MI 7	WI 7	TR	108014	511136	277072	505023	139255	6,014
12/2019	MI 7	WI 7	TR	109021	505038	153808	521034	183670	4,332



VASCR351

**ANR Pipeline Company
Transportation Services
Fuel By Route Analysis**

Reporting Year: January - December 2019
Production 12/2019

<u>Production Period</u>	<u>Receipt Segment</u>	<u>Delivery Segment</u>	<u>Service Class</u>	<u>Svc Req Contract</u>	<u>Receipt Location</u>	<u>Receipt Loc Prop</u>	<u>Delivery Location</u>	<u>Delivery Loc Prop</u>	<u>Fuel Quantity</u>
12/2019	MI 7	WI 7	TR	109022	505038	153808	521610	261574	285
12/2019	MI 7	WI 7	TR	109025	510005	246067	521610	261574	1,649
12/2019	MI 7	WI 7	TR	109218	505038	153808	505023	139255	1,121
12/2019	MI 7	WI 7	TR	109610	510005	246067	521392	28730	62
12/2019	MI 7	WI 7	TR	110016	511136	277072	523035	387791	3,290
12/2019	MI 7	WI 7	TR	110904	511136	277072	505025	139257	1,140
12/2019	MI 7	WI 7	TR	111200	511136	277072	505025	139257	77
12/2019	MI 7	WI 7	TR	111202	511136	277072	521172	28846	81
12/2019	MI 7	WI 7	TR	111203	511136	277072	521250	28841	28
12/2019	MI 7	WI 7	TR	111203	511136	277072	521298	28736	65
12/2019	MI 7	WI 7	TR	111316	511136	277072	521370	28788	124
12/2019	MI 7	WI 7	TR	111730	511136	277072	521164	28842	1,285
12/2019	MI 7	WI 7	TR	111730	511136	277072	521256	174788	64
12/2019	MI 7	WI 7	TR	111730	511136	277072	521258	265372	41
12/2019	MI 7	WI 7	TR	111730	511136	277072	523034	384136	3,927
12/2019	MI 7	WI 7	TR	111813	511136	277072	505025	139257	2,139
12/2019	MI 7	WI 7	TR	112565	505038	153808	521650	269472	577
12/2019	MI 7	WI 7	TR	112565	505038	153808	523032	384134	1,108
12/2019	MI 7	WI 7	TR	112565	505038	153808	523042	439345	9
12/2019	MI 7	WI 7	TR	112565	505108	243097	523032	384134	143
12/2019	MI 7	WI 7	TR	112565	511136	277072	523032	384134	1,449
12/2019	MI 7	WI 7	TR	112901	511136	277072	521292	28806	31
12/2019	MI 7	WI 7	TR	112958	511136	277072	523047	444972	248
12/2019	MI 7	WI 7	TR	113239	511136	277072	505025	139257	284
12/2019	MI 7	WI 7	TR	113240	505038	153808	505025	139257	281
12/2019	MI 7	WI 7	TR	113406	511136	277072	523055	494371	744
12/2019	MI 7	WI 7	TR	113479	505038	153808	521256	174788	52
12/2019	MI 7	WI 7	TR	113479	505038	153808	521258	265372	55
12/2019	MI 7	WI 7	TR	113479	505038	153808	523034	384136	153
12/2019	MI 7	WI 7	TR	113877	511136	277072	521168	28834	84
12/2019	MI 7	WI 7	TR	113879	511136	277072	521350	28660	69
12/2019	MI 7	WI 7	TR	113880	511136	277072	521786	28798	112
12/2019	MI 7	WI 7	TR	113881	511136	277072	521198	28782	31



VASCR351

ANR Pipeline Company Transportation Services Fuel By Route Analysis

Reporting Year: January - December 2019
Production 12/2019

<u>Production Period</u>	<u>Receipt Segment</u>	<u>Delivery Segment</u>	<u>Service Class</u>	<u>Svc Req Contract</u>	<u>Receipt Location</u>	<u>Receipt Loc Prop</u>	<u>Delivery Location</u>	<u>Delivery Loc Prop</u>	<u>Fuel Quantity</u>
12/2019	MI 7	WI 7	TR	113884	511136	277072	521246	28844	105
12/2019	MI 7	WI 7	TR	113886	511136	277072	521166	40496	69
12/2019	MI 7	WI 7	TR	113889	511136	277072	521178	28883	45
12/2019	MI 7	WI 7	TR	113890	511136	277072	521214	40197	50
12/2019	MI 7	WI 7	TR	113895	511136	277072	521320	28740	31
12/2019	MI 7	WI 7	TR	113904	511136	277072	521210	28828	100
12/2019	MI 7	WI 7	TR	113906	511136	277072	521344	28734	31
12/2019	MI 7	WI 7	TR	113910	511136	277072	521310	28743	31
12/2019	MI 7	WI 7	TR	113914	511136	277072	521180	28875	31
12/2019	MI 7	WI 7	TR	113916	511136	277072	521316	28831	31
12/2019	MI 7	WI 7	TR	113917	511136	277072	521194	40223	31
12/2019	MI 7	WI 7	TR	113921	511136	277072	521260	36867	62
12/2019	MI 7	WI 7	TR	113922	511136	277072	521784	28720	445
12/2019	MI 7	WI 7	TR	113924	511136	277072	521814	36934	31
12/2019	MI 7	WI 7	TR	113925	511136	277072	521248	28811	30
12/2019	MI 7	WI 7	TR	113928	511136	277072	521240	28759	31
12/2019	MI 7	WI 7	TR	113933	511136	277072	521204	28672	69
12/2019	MI 7	WI 7	TR	113936	511136	277072	521248	28811	75
12/2019	MI 7	WI 7	TR	113936	511136	277072	521260	36867	3
12/2019	MI 7	WI 7	TR	113937	511136	277072	523034	384136	162
12/2019	MI 7	WI 7	TR	113938	511136	277072	521184	40224	31
12/2019	MI 7	WI 7	TR	113945	511136	277072	521814	36934	198
12/2019	MI 7	WI 7	TR	113953	511136	277072	521202	28682	31
12/2019	MI 7	WI 7	TR	113956	511136	277072	521324	28794	52
12/2019	MI 7	WI 7	TR	113960	511136	277072	521370	28788	52
12/2019	MI 7	WI 7	TR	113961	511136	277072	521286	28853	31
12/2019	MI 7	WI 7	TR	113963	511136	277072	521336	28738	31
12/2019	MI 7	WI 7	TR	113975	511136	277072	521370	28788	31
12/2019	MI 7	WI 7	TR	113976	511136	277072	521012	40226	49
12/2019	MI 7	WI 7	TR	113978	511136	277072	521382	174790	31
12/2019	MI 7	WI 7	TR	113981	511136	277072	521374	28662	93
12/2019	MI 7	WI 7	TR	113987	511136	277072	521784	28720	247
12/2019	MI 7	WI 7	TR	113992	511136	277072	521324	28794	31



VASCR351

ANR Pipeline Company Transportation Services Fuel By Route Analysis

Reporting Year: January - December 2019
Production 12/2019

<u>Production Period</u>	<u>Receipt Segment</u>	<u>Delivery Segment</u>	<u>Service Class</u>	<u>Svc Req Contract</u>	<u>Receipt Location</u>	<u>Receipt Loc Prop</u>	<u>Delivery Location</u>	<u>Delivery Loc Prop</u>	<u>Fuel Quantity</u>
12/2019	MI 7	WI 7	TR	113999	511136	277072	521230	28819	31
12/2019	MI 7	WI 7	TR	114000	511136	277072	521174	28778	62
12/2019	MI 7	WI 7	TR	114005	511136	277072	521676	100052	124
12/2019	MI 7	WI 7	TR	114007	511136	277072	521168	28834	93
12/2019	MI 7	WI 7	TR	114492	511136	277072	510033	28873	7,353
12/2019	MI 7	WI 7	TR	114505	511136	277072	505026	139258	2,821
12/2019	MI 7	WI 7	TR	114525	511136	277072	521200	28679	62
12/2019	MI 7	WI 7	TR	114667	511136	277072	510033	28873	1,829
12/2019	MI 7	WI 7	TR	114668	505038	153808	521256	174788	15
12/2019	MI 7	WI 7	TR	114668	505038	153808	521258	265372	52
12/2019	MI 7	WI 7	TR	114668	505230	153728	521258	265372	6
12/2019	MI 7	WI 7	TR	114677	505108	243097	521288	28670	914
12/2019	MI 7	WI 7	TR	114823	511136	277072	521266	28702	248
12/2019	MI 7	WI 7	TR	115224	511136	277072	521012	40226	124
12/2019	MI 7	WI 7	TR	115931	511136	277072	521298	28736	56
12/2019	MI 7	WI 7	TR	115957	505038	153808	505504	854822	173
12/2019	MI 7	WI 7	TR	116064	511136	277072	505025	139257	20
12/2019	MI 7	WI 7	TR	116740	505230	153728	523068	956594	1
12/2019	MI 7	WI 7	TR	117335	505038	153808	505021	139253	4,547
12/2019	MI 7	WI 7	TR	117335	511136	277072	505021	139253	14
12/2019	MI 7	WI 7	TR	117336	511136	277072	521810	36869	1,065
12/2019	MI 7	WI 7	TR	117349	505038	153808	521262	36868	417
12/2019	MI 7	WI 7	TR	117358	505108	243097	505021	139253	1,950
12/2019	MI 7	WI 7	TR	118149	511136	277072	521314	28661	3
12/2019	MI 7	WI 7	TR	118149	511136	277072	521676	100052	1,082
12/2019	MI 7	WI 7	TR	118490	511136	277072	521270	28676	31
12/2019	MI 7	WI 7	TR	118787	505038	153808	505024	139256	428
12/2019	MI 7	WI 7	TR	118794	505038	153808	505023	139255	60
12/2019	MI 7	WI 7	TR	120880	511136	277072	521396	150407	82
12/2019	MI 7	WI 7	TR	121282	511136	277072	521204	28672	62
12/2019	MI 7	WI 7	TR	121284	511136	277072	521202	28682	11
12/2019	MI 7	WI 7	TR	121284	511136	277072	521314	28661	71
12/2019	MI 7	WI 7	TR	121481	511136	277072	521180	28875	31



VASCR351

ANR Pipeline Company Transportation Services Fuel By Route Analysis

Reporting Year: *January - December 2019*
Production 12/2019

<u>Production Period</u>	<u>Receipt Segment</u>	<u>Delivery Segment</u>	<u>Service Class</u>	<u>Svc Req Contract</u>	<u>Receipt Location</u>	<u>Receipt Loc Prop</u>	<u>Delivery Location</u>	<u>Delivery Loc Prop</u>	<u>Fuel Quantity</u>
12/2019	MI 7	WI 7	TR	121932	505108	243097	521266	28702	248
12/2019	MI 7	WI 7	TR	122014	511136	277072	521314	28661	434
12/2019	MI 7	WI 7	TR	123389	511136	277072	521392	28730	31
12/2019	MI 7	WI 7	TR	123397	505108	243097	521266	28702	186
12/2019	MI 7	WI 7	TR	123398	511136	277072	521392	28730	93
12/2019	MI 7	WI 7	TR	123399	510005	246067	521392	28730	93
12/2019	MI 7	WI 7	TR	124175	511136	277072	521314	28661	155
12/2019	MI 7	WI 7	TR	124176	511136	277072	521298	28736	93
12/2019	MI 7	WI 7	TR	124177	511136	277072	521188	28862	31
12/2019	MI 7	WI 7	TR	124178	511136	277072	521322	28868	62
12/2019	MI 7	WI 7	TR	124705	511136	277072	521262	36868	1,054
12/2019	MI 7	WI 7	TR	124706	511136	277072	521266	28702	153
12/2019	MI 7	WI 7	TR	125014	511136	277072	521812	40304	90
12/2019	MI 7	WI 7	TR	125655	511136	277072	521302	28747	26
12/2019	MI 7	WI 7	TR	126181	505038	153808	521164	28842	105
12/2019	MI 7	WI 7	TR	126181	505038	153808	521786	28798	28
12/2019	MI 7	WI 7	TR	126181	505038	153808	523034	384136	1,375
12/2019	MI 7	WI 7	TR	126181	505230	153728	521164	28842	624
12/2019	MI 7	WI 7	TR	126181	505230	153728	521250	28841	177
12/2019	MI 7	WI 7	TR	126181	505230	153728	521784	28720	61
12/2019	MI 7	WI 7	TR	126181	511136	277072	523034	384136	4,176
12/2019	MI 7	WI 7	TR	126183	505038	153808	523034	384136	1,392
12/2019	MI 7	WI 7	TR	126190	505108	243097	521310	28743	93
12/2019	MI 7	WI 7	TR	126190	511136	277072	521310	28743	1,209
12/2019	MI 7	WI 7	TR	126192	511136	277072	521676	100052	31
12/2019	MI 7	WI 7	TR	126193	511136	277072	521250	28841	155
12/2019	MI 7	WI 7	TR	126194	511136	277072	521356	28774	434
12/2019	MI 7	WI 7	TR	126195	511136	277072	521676	100052	28
12/2019	MI 7	WI 7	TR	126195	511136	277072	523034	384136	59
12/2019	MI 7	WI 7	TR	126196	511136	277072	521266	28702	11
12/2019	MI 7	WI 7	TR	126196	511136	277072	521324	28794	203
12/2019	MI 7	WI 7	TR	126196	511136	277072	521810	36869	250
12/2019	MI 7	WI 7	TR	126197	511136	277072	521330	28761	434



VASCR351

**ANR Pipeline Company
Transportation Services
Fuel By Route Analysis**

Reporting Year: *January - December 2019*
Production 12/2019

<u>Production Period</u>	<u>Receipt Segment</u>	<u>Delivery Segment</u>	<u>Service Class</u>	<u>Svc Req Contract</u>	<u>Receipt Location</u>	<u>Receipt Loc Prop</u>	<u>Delivery Location</u>	<u>Delivery Loc Prop</u>	<u>Fuel Quantity</u>
12/2019	MI 7	WI 7	TR	126229	511136	277072	521260	36867	60
12/2019	MI 7	WI 7	TR	126231	511136	277072	521266	28702	29
12/2019	MI 7	WI 7	TR	126333	511136	277072	505026	139258	1,023
12/2019	MI 7	WI 7	TR	126334	505038	153808	505504	854822	734
12/2019	MI 7	WI 7	TR	126335	511136	277072	521650	269472	44
12/2019	MI 7	WI 7	TR	126335	511136	277072	523032	384134	2,190
12/2019	MI 7	WI 7	TR	126335	511136	277072	523042	439345	914
12/2019	MI 7	WI 7	TR	126336	505038	153808	523042	439345	56
12/2019	MI 7	WI 7	TR	126336	510005	246067	523032	384134	1,054
12/2019	MI 7	WI 7	TR	126336	511136	277072	521650	269472	552
12/2019	MI 7	WI 7	TR	126336	511136	277072	523032	384134	4,749
12/2019	MI 7	WI 7	TR	126509	511136	277072	521266	28702	30
12/2019	MI 7	WI 7	TR	126513	511136	277072	521374	28662	26
12/2019	MI 7	WI 7	TR	126599	511136	277072	521172	28846	38
12/2019	MI 7	WI 7	TR	126599	511136	277072	521246	28844	21
12/2019	MI 7	WI 7	TR	126599	511136	277072	521314	28661	4
12/2019	MI 7	WI 7	TR	126846	511136	277072	521012	40226	7
12/2019	MI 7	WI 7	TR	126846	511136	277072	521168	28834	2
12/2019	MI 7	WI 7	TR	126846	511136	277072	521174	28778	285
12/2019	MI 7	WI 7	TR	126846	511136	277072	521180	28875	7
12/2019	MI 7	WI 7	TR	126846	511136	277072	521186	42139	2
12/2019	MI 7	WI 7	TR	126846	511136	277072	521218	28865	3
12/2019	MI 7	WI 7	TR	126846	511136	277072	521246	28844	2
12/2019	MI 7	WI 7	TR	126846	511136	277072	521252	28779	23
12/2019	MI 7	WI 7	TR	126846	511136	277072	521260	36867	33
12/2019	MI 7	WI 7	TR	126846	511136	277072	521266	28702	46
12/2019	MI 7	WI 7	TR	126846	511136	277072	521314	28661	77
12/2019	MI 7	WI 7	TR	126846	511136	277072	521784	28720	16
12/2019	MI 7	WI 7	TR	126846	511136	277072	521786	28798	2
12/2019	MI 7	WI 7	TR	126846	511136	277072	521812	40304	23
12/2019	MI 7	WI 7	TR	126846	511136	277072	521814	36934	30
12/2019	MI 7	WI 7	TR	126847	511136	277072	521174	28778	79
12/2019	MI 7	WI 7	TR	126847	511136	277072	521218	28865	10



VASCR351

ANR Pipeline Company Transportation Services Fuel By Route Analysis

Reporting Year: *January - December 2019*
Production 12/2019

<u>Production Period</u>	<u>Receipt Segment</u>	<u>Delivery Segment</u>	<u>Service Class</u>	<u>Svc Req Contract</u>	<u>Receipt Location</u>	<u>Receipt Loc Prop</u>	<u>Delivery Location</u>	<u>Delivery Loc Prop</u>	<u>Fuel Quantity</u>
12/2019	MI 7	WI 7	TR	126847	511136	277072	521240	28759	8
12/2019	MI 7	WI 7	TR	126847	511136	277072	521246	28844	223
12/2019	MI 7	WI 7	TR	126847	511136	277072	521252	28779	143
12/2019	MI 7	WI 7	TR	126847	511136	277072	521266	28702	15
12/2019	MI 7	WI 7	TR	126847	511136	277072	521784	28720	14
12/2019	MI 7	WI 7	TR	126847	511136	277072	521812	40304	3
12/2019	MI 7	WI 7	TR	126847	511136	277072	521814	36934	3
12/2019	MI 7	WI 7	TR	127959	511136	277072	521302	28747	31
12/2019	MI 7	WI 7	TR	128311	505038	153808	521260	36867	8
12/2019	MI 7	WI 7	TR	128311	511136	277072	521260	36867	54
12/2019	MI 7	WI 7	TR	128312	505038	153808	521814	36934	32
12/2019	MI 7	WI 7	TR	128312	511136	277072	521814	36934	216
12/2019	MI 7	WI 7	TR	128313	505038	153808	521812	40304	28
12/2019	MI 7	WI 7	TR	128313	511136	277072	521260	36867	3
12/2019	MI 7	WI 7	TR	128313	511136	277072	521812	40304	186
12/2019	MI 7	WI 7	TR	128314	505038	153808	521270	28676	3
12/2019	MI 7	WI 7	TR	128314	511136	277072	521270	28676	28
12/2019	MI 7	WI 7	TR	128315	505038	153808	521178	28883	70
12/2019	MI 7	WI 7	TR	128315	511136	277072	521178	28883	364
12/2019	MI 7	WI 7	TR	128316	505038	153808	521176	28859	34
12/2019	MI 7	WI 7	TR	128316	511136	277072	521176	28859	183
12/2019	MI 7	WI 7	TR	128317	505038	153808	521180	28875	12
12/2019	MI 7	WI 7	TR	128317	511136	277072	521180	28875	81
12/2019	MI 7	WI 7	TR	128318	505038	153808	521356	28774	28
12/2019	MI 7	WI 7	TR	128318	511136	277072	521356	28774	189
12/2019	MI 7	WI 7	TR	128319	505038	153808	521316	28831	189
12/2019	MI 7	WI 7	TR	128319	511136	277072	521164	28842	35
12/2019	MI 7	WI 7	TR	128319	511136	277072	521178	28883	20
12/2019	MI 7	WI 7	TR	128319	511136	277072	521316	28831	385
12/2019	MI 7	WI 7	TR	128319	511136	277072	521676	100052	22
12/2019	MI 7	WI 7	TR	128321	505038	153808	521324	28794	40
12/2019	MI 7	WI 7	TR	128321	511136	277072	521324	28794	267
12/2019	MI 7	WI 7	TR	128408	505038	153808	521266	28702	190



VASCR351

**ANR Pipeline Company
Transportation Services
Fuel By Route Analysis**

Reporting Year: *January - December 2019*
Production 12/2019

<u>Production Period</u>	<u>Receipt Segment</u>	<u>Delivery Segment</u>	<u>Service Class</u>	<u>Svc Req Contract</u>	<u>Receipt Location</u>	<u>Receipt Loc Prop</u>	<u>Delivery Location</u>	<u>Delivery Loc Prop</u>	<u>Fuel Quantity</u>
12/2019	MI 7	WI 7	TR	128408	511136	277072	521260	36867	19
12/2019	MI 7	WI 7	TR	128408	511136	277072	521266	28702	345
12/2019	MI 7	WI 7	TR	128418	511136	277072	521238	28836	150
12/2019	MI 7	WI 7	TR	128423	505038	153808	521164	28842	67
12/2019	MI 7	WI 7	TR	128423	505038	153808	521178	28883	2
12/2019	MI 7	WI 7	TR	128423	505038	153808	521310	28743	144
12/2019	MI 7	WI 7	TR	128423	511136	277072	521012	40226	24
12/2019	MI 7	WI 7	TR	128423	511136	277072	521164	28842	192
12/2019	MI 7	WI 7	TR	128423	511136	277072	521178	28883	22
12/2019	MI 7	WI 7	TR	128423	511136	277072	521248	28811	12
12/2019	MI 7	WI 7	TR	128423	511136	277072	521260	36867	31
12/2019	MI 7	WI 7	TR	128423	511136	277072	521310	28743	206
12/2019	MI 7	WI 7	TR	128428	511136	277072	521306	28741	124
12/2019	MI 7	WI 7	TR	128429	511136	277072	521190	28825	93
12/2019	MI 7	WI 7	TR	128430	505038	153808	521178	28883	62
12/2019	MI 7	WI 7	TR	128430	511136	277072	521178	28883	372
12/2019	MI 7	WI 7	TR	129337	505038	153808	521164	28842	101
12/2019	MI 7	WI 7	TR	129337	505038	153808	521178	28883	73
12/2019	MI 7	WI 7	TR	129337	505038	153808	521784	28720	63
12/2019	MI 7	WI 7	TR	129337	510005	246067	523035	387791	104
12/2019	MI 7	WI 7	TR	129656	511136	277072	521270	28676	155
12/2019	MI 7	WI 7	TR	129657	511136	277072	521208	28780	31
12/2019	MI 7	WI 7	TR	129658	511136	277072	521188	28862	62
12/2019	MI 7	WI 7	TR	129659	511136	277072	521218	28865	31
12/2019	MI 7	WI 7	TR	129663	511136	277072	521758	28855	31
12/2019	MI 7	WI 7	TR	129666	511136	277072	521356	28774	62
12/2019	MI 7	WI 7	TR	129749	505038	153808	521318	28829	29
12/2019	MI 7	WI 7	TR	129749	511136	277072	521318	28829	188
12/2019	MI 7	WI 7	TR	129750	511136	277072	521164	28842	40
12/2019	MI 7	WI 7	TR	129750	511136	277072	521336	28738	611
12/2019	MI 7	WI 7	TR	129751	511136	277072	521340	28732	66
12/2019	MI 7	WI 7	TR	129751	511136	277072	521392	28730	254
12/2019	MI 7	WI 7	TR	129752	511136	277072	521164	28842	14



VASCR351

ANR Pipeline Company Transportation Services Fuel By Route Analysis

Reporting Year: January - December 2019
Production 12/2019

<u>Production Period</u>	<u>Receipt Segment</u>	<u>Delivery Segment</u>	<u>Service Class</u>	<u>Svc Req Contract</u>	<u>Receipt Location</u>	<u>Receipt Loc Prop</u>	<u>Delivery Location</u>	<u>Delivery Loc Prop</u>	<u>Fuel Quantity</u>
12/2019	MI 7	WI 7	TR	129752	511136	277072	521330	28761	512
12/2019	MI 7	WI 7	TR	129753	505038	153808	521298	28736	127
12/2019	MI 7	WI 7	TR	129753	511136	277072	521298	28736	400
12/2019	MI 7	WI 7	TR	129754	511136	277072	521676	100052	434
12/2019	MI 7	WI 7	TR	129755	511136	277072	521344	28734	93
12/2019	MI 7	WI 7	TR	129756	511136	277072	521174	28778	301
12/2019	MI 7	WI 7	TR	129756	511136	277072	521676	100052	9
12/2019	MI 7	WI 7	TR	129761	511136	277072	521330	28761	93
12/2019	MI 7	WI 7	TR	129762	511136	277072	521372	11703	310
12/2019	MI 7	WI 7	TR	129763	505038	153808	521260	36867	104
12/2019	MI 7	WI 7	TR	129763	511136	277072	521260	36867	360
12/2019	MI 7	WI 7	TR	129764	511136	277072	523047	444972	217
12/2019	MI 7	WI 7	TR	129765	511136	277072	521198	28782	31
12/2019	MI 7	WI 7	TR	129766	511136	277072	521370	28788	310
12/2019	MI 7	WI 7	TR	129767	511136	277072	521266	28702	310
12/2019	MI 7	WI 7	TR	129768	511136	277072	521324	28794	186
12/2019	MI 7	WI 7	TR	129769	511136	277072	521326	28772	155
12/2019	MI 7	WI 7	TR	129770	511136	277072	521196	28771	31
12/2019	MI 7	WI 7	TR	129771	511136	277072	521230	28819	186
12/2019	MI 7	WI 7	TR	129772	511136	277072	521178	28883	31
12/2019	MI 7	WI 7	TR	129773	511136	277072	521374	28662	186
12/2019	MI 7	WI 7	TR	129774	505038	153808	521302	28747	158
12/2019	MI 7	WI 7	TR	129774	511136	277072	521164	28842	17
12/2019	MI 7	WI 7	TR	129774	511136	277072	521302	28747	347
12/2019	MI 7	WI 7	TR	129775	505038	153808	521316	28831	6
12/2019	MI 7	WI 7	TR	129775	511136	277072	521316	28831	56
12/2019	MI 7	WI 7	TR	129776	511136	277072	521322	28868	62
12/2019	MI 7	WI 7	TR	129777	511136	277072	521178	28883	1
12/2019	MI 7	WI 7	TR	129777	511136	277072	521248	28811	8
12/2019	MI 7	WI 7	TR	129777	511136	277072	521260	36867	42
12/2019	MI 7	WI 7	TR	129777	511136	277072	521266	28702	42
12/2019	MI 7	WI 7	TR	129777	511136	277072	521322	28868	551
12/2019	MI 7	WI 7	TR	129777	511136	277072	521676	100052	59



VASCR351

ANR Pipeline Company Transportation Services Fuel By Route Analysis

Reporting Year: *January - December 2019*
Production 12/2019

<u>Production Period</u>	<u>Receipt Segment</u>	<u>Delivery Segment</u>	<u>Service Class</u>	<u>Svc Req Contract</u>	<u>Receipt Location</u>	<u>Receipt Loc Prop</u>	<u>Delivery Location</u>	<u>Delivery Loc Prop</u>	<u>Fuel Quantity</u>
12/2019	MI 7	WI 7	TR	129796	511136	277072	521164	28842	108
12/2019	MI 7	WI 7	TR	129796	511136	277072	521178	28883	67
12/2019	MI 7	WI 7	TR	129796	511136	277072	521314	28661	95
12/2019	MI 7	WI 7	TR	129796	511136	277072	521372	11703	130
12/2019	MI 7	WI 7	TR	129878	505108	243097	523032	384134	527
12/2019	MI 7	WI 7	TR	129878	511136	277072	523032	384134	1,612
12/2019	MI 7	WI 7	TR	130572	511136	277072	521302	28747	48
12/2019	MI 7	WI 7	TR	130573	511136	277072	521164	28842	9
12/2019	MI 7	WI 7	TR	130573	511136	277072	521200	28679	5
12/2019	MI 7	WI 7	TR	130573	511136	277072	521210	28828	1
12/2019	MI 7	WI 7	TR	130573	511136	277072	521260	36867	30
12/2019	MI 7	WI 7	TR	130574	511136	277072	521676	100052	48
12/2019	MI 7	WI 7	TR	130575	511136	277072	521386	174791	31
12/2019	MI 7	WI 7	TR	130576	511136	277072	521370	28788	92
12/2019	MI 7	WI 7	TR	130706	511136	277072	521266	28702	77
12/2019	MI 7	WI 7	TR	130706	511136	277072	521314	28661	53
12/2019	MI 7	WI 7	TR	130706	511136	277072	523034	384136	15
12/2019	MI 7	WI 7	TR	130706	511136	277072	523035	387791	285
12/2019	MI 7	WI 7	TR	131176	505038	153808	523035	387791	19
12/2019	MI 7	WI 7	TR	131176	510005	246067	523035	387791	754
12/2019	MI 7	WI 7	TR	131176	511136	277072	523035	387791	1,698
12/2019	MI 7	WI 7	TR	131177	511136	277072	521262	36868	36
12/2019	MI 7	WI 7	TR	131177	511136	277072	523035	387791	336
12/2019	MI 7	WI 7	TR	131193	505108	243097	521250	28841	4,960
12/2019	MI 7	WI 7	TR	131221	511136	277072	521012	40226	66
12/2019	MI 7	WI 7	TR	131221	511136	277072	521168	28834	18
12/2019	MI 7	WI 7	TR	131221	511136	277072	521172	28846	1,767
12/2019	MI 7	WI 7	TR	131221	511136	277072	521174	28778	38
12/2019	MI 7	WI 7	TR	131221	511136	277072	521218	28865	13
12/2019	MI 7	WI 7	TR	131221	511136	277072	521252	28779	10
12/2019	MI 7	WI 7	TR	131221	511136	277072	521260	36867	44
12/2019	MI 7	WI 7	TR	131221	511136	277072	521266	28702	18
12/2019	MI 7	WI 7	TR	131221	511136	277072	521314	28661	19



VASCR351

ANR Pipeline Company Transportation Services Fuel By Route Analysis

Reporting Year: *January - December 2019*
Production *12/2019*

<u>Production Period</u>	<u>Receipt Segment</u>	<u>Delivery Segment</u>	<u>Service Class</u>	<u>Svc Req Contract</u>	<u>Receipt Location</u>	<u>Receipt Loc Prop</u>	<u>Delivery Location</u>	<u>Delivery Loc Prop</u>	<u>Fuel Quantity</u>
12/2019	MI 7	WI 7	TR	131221	511136	277072	521786	28798	9
12/2019	MI 7	WI 7	TR	131221	511136	277072	521812	40304	33
12/2019	MI 7	WI 7	TR	131221	511136	277072	521814	36934	48
12/2019	MI 7	WI 7	TR	131221	511144	48642	521172	28846	43
12/2019	MI 7	WI 7	TR	131270	511136	277072	521164	28842	10
12/2019	MI 7	WI 7	TR	131270	511136	277072	521200	28679	13
12/2019	MI 7	WI 7	TR	131270	511136	277072	521210	28828	1
12/2019	MI 7	WI 7	TR	131281	511136	277072	521370	28788	1,054
12/2019	MI 7	WI 7	TR	131436	511136	277072	521314	28661	48
12/2019	MI 7	WI 7	TR	131565	511136	277072	521200	28679	5
12/2019	MI 7	WI 7	TR	131565	511136	277072	521270	28676	31
12/2019	MI 7	WI 7	TR	131565	511136	277072	521786	28798	9
12/2019	MI 7	WI 7	TR	131565	511136	277072	521794	28870	2
12/2019	MI 7	WI 7	TR	131644	505108	243097	510033	28873	3
12/2019	MI 7	WI 7	TR	131644	505108	243097	521164	28842	75
12/2019	MI 7	WI 7	TR	131644	505108	243097	521210	28828	8
12/2019	MI 7	WI 7	TR	131644	505108	243097	521784	28720	64
12/2019	MI 7	WI 7	TR	131644	505108	243097	523034	384136	60
12/2019	MI 7	WI 7	TR	131644	505108	243097	523035	387791	16
12/2019	MI 7	WI 7	TR	131644	511136	277072	510033	28873	74
12/2019	MI 7	WI 7	TR	131644	511136	277072	510041	11661	106
12/2019	MI 7	WI 7	TR	131644	511136	277072	521164	28842	177
12/2019	MI 7	WI 7	TR	131644	511136	277072	521300	28739	7
12/2019	MI 7	WI 7	TR	131644	511136	277072	521306	28741	21
12/2019	MI 7	WI 7	TR	131644	511136	277072	521610	261574	16
12/2019	MI 7	WI 7	TR	131644	511136	277072	521784	28720	27
12/2019	MI 7	WI 7	TR	131644	511136	277072	523034	384136	236
12/2019	MI 7	WI 7	TR	131644	511136	277072	523035	387791	78
12/2019	MI 7	WI 7	TR	131853	505108	243097	521178	28883	84
12/2019	MI 7	WI 7	TR	131853	511136	277072	521172	28846	6
12/2019	MI 7	WI 7	TR	131853	511136	277072	521178	28883	1,736
12/2019	MI 7	WI 7	TR	131854	511136	277072	521324	28794	1,147
12/2019	MI 7	WI 7	TR	132005	511136	277072	505026	139258	2,077



VASCR351

**ANR Pipeline Company
Transportation Services
Fuel By Route Analysis**

Reporting Year: *January - December 2019*
Production 12/2019

<u>Production Period</u>	<u>Receipt Segment</u>	<u>Delivery Segment</u>	<u>Service Class</u>	<u>Svc Req. Contract</u>	<u>Receipt Location</u>	<u>Receipt Loc Prop</u>	<u>Delivery Location</u>	<u>Delivery Loc Prop</u>	<u>Fuel Quantity</u>
12/2019	MI 7	WI 7	TR	132082	505108	243097	523034	384136	119
12/2019	MI 7	WI 7	TR	132082	511136	277072	521164	28842	16
12/2019	MI 7	WI 7	TR	132082	511136	277072	523034	384136	341
12/2019	MI 7	WI 7	TR	132083	505108	243097	521164	28842	58
12/2019	MI 7	WI 7	TR	132083	505108	243097	521210	28828	2
12/2019	MI 7	WI 7	TR	132083	505108	243097	523034	384136	26
12/2019	MI 7	WI 7	TR	132083	511136	277072	521164	28842	36
12/2019	MI 7	WI 7	TR	132083	511136	277072	521314	28661	7
12/2019	MI 7	WI 7	TR	132083	511136	277072	521610	261574	1
12/2019	MI 7	WI 7	TR	132083	511136	277072	521784	28720	8
12/2019	MI 7	WI 7	TR	132083	511136	277072	523034	384136	321
12/2019	MI 7	WI 7	TR	132096	505038	153808	510033	28873	19
12/2019	MI 7	WI 7	TR	132096	505038	153808	523034	384136	164
12/2019	MI 7	WI 7	TR	132117	505108	243097	521810	36869	1,279
12/2019	MI 7	WI 7	TR	132168	505038	153808	510041	11661	33
12/2019	MI 7	WI 7	TR	132168	505038	153808	521266	28702	22
12/2019	MI 7	WI 7	TR	132168	505108	243097	510041	11661	63
12/2019	MI 7	WI 7	TR	132168	511136	277072	510041	11661	1,165
12/2019	MI 7	WI 7	TR	132168	511136	277072	521164	28842	16
12/2019	MI 7	WI 7	TR	132168	521985	278172	510041	11661	69
12/2019	MI 7	WI 7	TR	132267	511136	277072	523068	956594	1
12/2019	MI 7	WI 7	TR	132460	511136	277072	521372	11703	517
12/2019	MI 7	WI 7	TR	132517	510005	246067	510033	28873	35
12/2019	MI 7	WI 7	TR	132517	510005	246067	523034	384136	104
12/2019	MI 7	WI 7	TR	132517	511136	277072	510033	28873	167
12/2019	MI 7	WI 7	TR	132517	511136	277072	523035	387791	77
12/2019	MI 7	WI 7	TR	132521	511136	277072	510033	28873	15
12/2019	MI 7	WI 7	TR	132521	511136	277072	523034	384136	53
12/2019	MI 7	WI 7	TR	132521	511136	277072	523035	387791	174
12/2019	MI 7	WI 7	TR	132544	505038	153808	521164	28842	69
12/2019	MI 7	WI 7	TR	132544	510005	246067	510033	28873	8
12/2019	MI 7	WI 7	TR	132544	510005	246067	523035	387791	24
12/2019	MI 7	WI 7	TR	132544	511136	277072	510033	28873	210



VASCR351

ANR Pipeline Company Transportation Services Fuel By Route Analysis

Reporting Year: *January - December 2019*
Production 12/2019

<u>Production Period</u>	<u>Receipt Segment</u>	<u>Delivery Segment</u>	<u>Service Class</u>	<u>Svc Req Contract</u>	<u>Receipt Location</u>	<u>Receipt Loc Prop</u>	<u>Delivery Location</u>	<u>Delivery Loc Prop</u>	<u>Fuel Quantity</u>
12/2019	MI 7	WI 7	TR	132544	511136	277072	523034	384136	3
12/2019	MI 7	WI 7	TR	132544	511136	277072	523035	387791	517
12/2019	MI 7	WI 7	TR	132582	505038	153808	521172	28846	41
12/2019	MI 7	WI 7	TR	132582	505038	153808	521178	28883	6
12/2019	MI 7	WI 7	TR	132582	505038	153808	521246	28844	1
12/2019	MI 7	WI 7	TR	132582	505038	153808	521314	28661	216
12/2019	MI 7	WI 7	TR	132582	505038	153808	521676	100052	100
12/2019	MI 7	WI 7	TR	132582	505108	243097	521314	28661	124
12/2019	MI 7	WI 7	TR	132582	505108	243097	521676	100052	83
12/2019	MI 7	WI 7	TR	132582	510005	246067	521314	28661	179
12/2019	MI 7	WI 7	TR	132582	510005	246067	521676	100052	55
12/2019	MI 7	WI 7	TR	132582	511136	277072	521172	28846	206
12/2019	MI 7	WI 7	TR	132582	511136	277072	521178	28883	45
12/2019	MI 7	WI 7	TR	132582	511136	277072	521188	28862	7
12/2019	MI 7	WI 7	TR	132582	511136	277072	521210	28828	6
12/2019	MI 7	WI 7	TR	132582	511136	277072	521246	28844	20
12/2019	MI 7	WI 7	TR	132582	511136	277072	521266	28702	76
12/2019	MI 7	WI 7	TR	132582	511136	277072	521314	28661	1,061
12/2019	MI 7	WI 7	TR	132582	511136	277072	521324	28794	22
12/2019	MI 7	WI 7	TR	132582	511136	277072	521676	100052	382
12/2019	MI 7	WI 7	TR	132590	505038	153808	523035	387791	76
12/2019	MI 7	WI 7	TR	132590	505108	243097	523034	384136	576
12/2019	MI 7	WI 7	TR	132590	505108	243097	523035	387791	136
12/2019	MI 7	WI 7	TR	132590	510005	246067	523034	384136	326
12/2019	MI 7	WI 7	TR	132590	510029	2610	521784	28720	126
12/2019	MI 7	WI 7	TR	132590	510029	2610	523034	384136	34
12/2019	MI 7	WI 7	TR	132590	511136	277072	521164	28842	138
12/2019	MI 7	WI 7	TR	132590	511136	277072	521266	28702	90
12/2019	MI 7	WI 7	TR	132590	511136	277072	521784	28720	6
12/2019	MI 7	WI 7	TR	132590	511136	277072	523035	387791	69
12/2019	MI 7	WI 7	TR	132610	505038	153808	523035	387791	96
12/2019	MI 7	WI 7	TR	132620	505108	243097	505597	505597	111
12/2019	MI 7	WI 7	TR	132620	510005	246067	505597	505597	42



VASCR351

ANR Pipeline Company Transportation Services Fuel By Route Analysis

Reporting Year: January - December 2019
Production 12/2019

<u>Production Period</u>	<u>Receipt Segment</u>	<u>Delivery Segment</u>	<u>Service Class</u>	<u>Svc Req. Contract</u>	<u>Receipt Location</u>	<u>Receipt Loc Prop</u>	<u>Delivery Location</u>	<u>Delivery Loc Prop</u>	<u>Fuel Quantity</u>
12/2019	M17	W17	TR	132620	510005	246067	523034	384136	70
12/2019	M17	W17	TR	132620	511136	277072	510033	28873	81
12/2019	M17	W17	TR	132620	511136	277072	521266	28702	113
12/2019	M17	W17	TR	132620	511136	277072	523034	384136	982
12/2019	M17	W17	TR	132620	511136	277072	523035	387791	1,013
12/2019	M17	W17	TR	132660	511136	277072	523034	384136	9
12/2019	M17	W17	TR	132682	505038	153808	521164	28842	40
12/2019	M17	W17	TR	132682	505108	243097	510041	11661	21
12/2019	M17	W17	TR	132682	505108	243097	521164	28842	2,928
12/2019	M17	W17	TR	132682	505108	243097	523034	384136	13
12/2019	M17	W17	TR	132682	505108	243097	523035	387791	78
12/2019	M17	W17	TR	132682	511136	277072	510041	11661	6
12/2019	M17	W17	TR	132682	511136	277072	521164	28842	1,578
12/2019	M17	W17	TR	132682	511136	277072	523034	384136	141
12/2019	M17	W17	TR	132682	511136	277072	523035	387791	55
12/2019	M17	W17	TR	132706	511136	277072	521164	28842	156
12/2019	M17	W17	TR	132712	505108	243097	510041	11661	90
12/2019	M17	W17	TR	132722	511136	277072	521200	28679	72
12/2019	M17	W17	TR	132722	511136	277072	521210	28828	3
12/2019	M17	W17	TR	132722	511136	277072	521246	28844	3
12/2019	M17	W17	TR	132722	511136	277072	521784	28720	16
12/2019	M17	W17	TR	132723	511136	277072	521200	28679	17
12/2019	M17	W17	TR	132723	511136	277072	521210	28828	1
12/2019	M17	W17	TR	132724	511136	277072	521200	28679	11
12/2019	M17	W17	TR	132724	511136	277072	521210	28828	1
12/2019	M17	W17	TR	132725	511136	277072	521312	28753	24
12/2019	M17	W17	TR	132725	511136	277072	521314	28661	48
12/2019	M17	W17	TR	132725	511136	277072	521350	28660	24
12/2019	M17	W17	TR	132725	511136	277072	523047	444972	24
12/2019	M17	W17	TR	132742	505038	153808	510041	11661	148
12/2019	M17	W17	TR	132742	505038	153808	521176	28859	7
12/2019	M17	W17	TR	132742	505038	153808	521266	28702	104
12/2019	M17	W17	TR	132742	505108	243097	510041	11661	77



VASCR351

ANR Pipeline Company Transportation Services Fuel By Route Analysis

Reporting Year: *January - December 2019*
Production 12/2019

<u>Production Period</u>	<u>Receipt Segment</u>	<u>Delivery Segment</u>	<u>Service Class</u>	<u>Svc Req Contract</u>	<u>Receipt Location</u>	<u>Receipt Loc Prop</u>	<u>Delivery Location</u>	<u>Delivery Loc Prop</u>	<u>Fuel Quantity</u>
12/2019	MI 7	WI 7	TR	132742	511136	277072	510041	11661	1,595
12/2019	MI 7	WI 7	TR	132742	511136	277072	521266	28702	289
12/2019	MI 7	WI 7	TR	132742	511136	277072	523034	384136	312
12/2019	MI 7	WI 7	TR	132742	521985	278172	510041	11661	68
12/2019	MI 7	WI 7	TR	132799	505038	153808	523035	387791	20
12/2019	MI 7	WI 7	TR	132799	511136	277072	523034	384136	69
12/2019	MI 7	WI 7	TR	132799	511136	277072	523035	387791	69
12/2019	MI 7	WI 7	TR	132910	505038	153808	523035	387791	352
12/2019	MI 7	WI 7	TR	132910	511136	277072	523035	387791	139
12/2019	MI 7	WI 7	TR	132918	505038	153808	523034	384136	122
12/2019	MI 7	WI 7	TR	132918	505038	153808	523035	387791	128
12/2019	MI 7	WI 7	TR	132918	505108	243097	510041	11661	485
12/2019	MI 7	WI 7	TR	132918	505108	243097	521164	28842	83
12/2019	MI 7	WI 7	TR	132918	505108	243097	521300	28739	28
12/2019	MI 7	WI 7	TR	132918	505108	243097	521314	28661	30
12/2019	MI 7	WI 7	TR	132918	505108	243097	521610	261574	7
12/2019	MI 7	WI 7	TR	132918	505108	243097	521784	28720	21
12/2019	MI 7	WI 7	TR	132918	505108	243097	523034	384136	1,140
12/2019	MI 7	WI 7	TR	132918	505108	243097	523035	387791	741
12/2019	MI 7	WI 7	TR	132918	511136	277072	510041	11661	78
12/2019	MI 7	WI 7	TR	132918	511136	277072	521164	28842	92
12/2019	MI 7	WI 7	TR	132918	511136	277072	521200	28679	22
12/2019	MI 7	WI 7	TR	132918	511136	277072	521260	36867	4
12/2019	MI 7	WI 7	TR	132918	511136	277072	521288	28670	33
12/2019	MI 7	WI 7	TR	132918	511136	277072	521300	28739	35
12/2019	MI 7	WI 7	TR	132918	511136	277072	521306	28741	42
12/2019	MI 7	WI 7	TR	132918	511136	277072	521314	28661	33
12/2019	MI 7	WI 7	TR	132918	511136	277072	521610	261574	8
12/2019	MI 7	WI 7	TR	132918	511136	277072	521654	284917	69
12/2019	MI 7	WI 7	TR	132918	511136	277072	521784	28720	165
12/2019	MI 7	WI 7	TR	132918	511136	277072	523034	384136	658
12/2019	MI 7	WI 7	TR	132918	511136	277072	523035	387791	686
12/2019	MI 7	WI 7	TR	133001	511136	277072	521356	28774	434



VASCR351

**ANR Pipeline Company
Transportation Services
Fuel By Route Analysis**

Reporting Year: *January - December 2019*
Production 12/2019

<u>Production Period</u>	<u>Receipt Segment</u>	<u>Delivery Segment</u>	<u>Service Class</u>	<u>Svc Req Contract</u>	<u>Receipt Location</u>	<u>Receipt Loc Prop</u>	<u>Delivery Location</u>	<u>Delivery Loc Prop</u>	<u>Fuel Quantity</u>
12/2019	MI 7	WI 7	TR	133002	511136	277072	521306	28741	186
12/2019	MI 7	WI 7	TR	133003	511136	277072	521178	28883	193
12/2019	MI 7	WI 7	TR	133003	511136	277072	521814	36934	125
12/2019	MI 7	WI 7	TR	133004	511136	277072	521814	36934	93
12/2019	MI 7	WI 7	TR	133005	511136	277072	521374	28662	155
12/2019	MI 7	WI 7	TR	133111	505038	153808	510041	11661	91
12/2019	MI 7	WI 7	TR	133111	505038	153808	523034	384136	69
12/2019	MI 7	WI 7	TR	133111	511136	277072	510041	11661	14
12/2019	MI 7	WI 7	TR	133111	511136	277072	521164	28842	36
12/2019	MI 7	WI 7	TR	133111	511136	277072	521266	28702	69
12/2019	MI 7	WI 7	TR	133111	511136	277072	523032	384134	69
12/2019	MI 7	WI 7	TR	133111	511136	277072	523034	384136	79
12/2019	MI 7	WI 7	TR	133176	511136	277072	521252	28779	259
12/2019	MI 7	WI 7	TR	133176	511136	277072	521266	28702	501
12/2019	MI 7	WI 7	TR	133176	511136	277072	521314	28661	206
12/2019	MI 7	WI 7	TR	133176	511136	277072	521324	28794	17
12/2019	MI 7	WI 7	TR	133176	511136	277072	521374	28662	24
12/2019	MI 7	WI 7	TR	133176	511144	48642	521252	28779	67
12/2019	MI 7	WI 7	TR	133176	511144	48642	521266	28702	311
12/2019	MI 7	WI 7	TR	133176	511144	48642	521314	28661	37
12/2019	MI 7	WI 7	TR	133176	511144	48642	521374	28662	4
12/2019	MI 7	WI 7	TR	133209	505108	243097	510041	11661	1,201
12/2019	MI 7	WI 7	TR	133209	505108	243097	521266	28702	451
12/2019	MI 7	WI 7	TR	133209	505108	243097	521654	284917	16
12/2019	MI 7	WI 7	TR	133209	505108	243097	523034	384136	433
12/2019	MI 7	WI 7	TR	133209	505108	243097	523035	387791	1,626
12/2019	MI 7	WI 7	TR	133260	511136	277072	521012	40226	35
12/2019	MI 7	WI 7	TR	133260	511136	277072	521252	28779	598
12/2019	MI 7	WI 7	TR	133260	511144	48642	521252	28779	235
12/2019	MI 7	WI 7	TR	133261	511136	277072	521172	28846	19
12/2019	MI 7	WI 7	TR	133261	511136	277072	521174	28778	12
12/2019	MI 7	WI 7	TR	133261	511136	277072	521250	28841	563
12/2019	MI 7	WI 7	TR	133261	511136	277072	521784	28720	389



VASCR351

ANR Pipeline Company Transportation Services Fuel By Route Analysis

Reporting Year: *January - December 2019*
Production *12/2019*

<u>Production</u> <u>Period</u>	<u>Receipt</u> <u>Segment</u>	<u>Delivery</u> <u>Segment</u>	<u>Service</u> <u>Class</u>	<u>Svc Req</u> <u>Contract</u>	<u>Receipt</u> <u>Location</u>	<u>Receipt</u> <u>Loc Prop</u>	<u>Delivery</u> <u>Location</u>	<u>Delivery</u> <u>Loc Prop</u>	<u>Fuel</u> <u>Quantity</u>
12/2019	MI 7	WI 7	TR	133261	511144	48642	521250	28841	393
12/2019	MI 7	WI 7	TR	133261	511144	48642	521784	28720	69
12/2019	MI 7	WI 7	TR	133262	511136	277072	521172	28846	108
12/2019	MI 7	WI 7	TR	133262	511136	277072	521174	28778	44
12/2019	MI 7	WI 7	TR	133262	511136	277072	521246	28844	964
12/2019	MI 7	WI 7	TR	133262	511144	48642	521246	28844	531
12/2019	MI 7	WI 7	TR	133262	511144	48642	521784	28720	21
12/2019	MI 7	WI 7	TR	133263	511136	277072	521012	40226	35
12/2019	MI 7	WI 7	TR	133263	511136	277072	521168	28834	12
12/2019	MI 7	WI 7	TR	133263	511136	277072	521172	28846	44
12/2019	MI 7	WI 7	TR	133263	511136	277072	521174	28778	2,422
12/2019	MI 7	WI 7	TR	133263	511136	277072	521180	28875	44
12/2019	MI 7	WI 7	TR	133263	511136	277072	521186	42139	6
12/2019	MI 7	WI 7	TR	133263	511136	277072	521218	28865	5
12/2019	MI 7	WI 7	TR	133263	511136	277072	521240	28759	49
12/2019	MI 7	WI 7	TR	133263	511136	277072	521246	28844	23
12/2019	MI 7	WI 7	TR	133263	511136	277072	521252	28779	25
12/2019	MI 7	WI 7	TR	133263	511136	277072	521260	36867	14
12/2019	MI 7	WI 7	TR	133263	511136	277072	521266	28702	64
12/2019	MI 7	WI 7	TR	133263	511136	277072	521298	28736	2
12/2019	MI 7	WI 7	TR	133263	511136	277072	521314	28661	120
12/2019	MI 7	WI 7	TR	133263	511136	277072	521316	28831	22
12/2019	MI 7	WI 7	TR	133263	511136	277072	521320	28740	2
12/2019	MI 7	WI 7	TR	133263	511136	277072	521322	28868	17
12/2019	MI 7	WI 7	TR	133263	511136	277072	521784	28720	63
12/2019	MI 7	WI 7	TR	133263	511136	277072	521812	40304	2
12/2019	MI 7	WI 7	TR	133263	511136	277072	521814	36934	9
12/2019	MI 7	WI 7	TR	133263	511144	48642	521174	28778	573
12/2019	MI 7	WI 7	TR	133263	511144	48642	521784	28720	15
12/2019	MI 7	WI 7	TR	133264	511136	277072	521174	28778	1
12/2019	MI 7	WI 7	TR	133264	511136	277072	521298	28736	27
12/2019	MI 7	WI 7	TR	133264	511136	277072	521322	28868	4
12/2019	MI 7	WI 7	TR	133264	511136	277072	521374	28662	190



VASCR351

ANR Pipeline Company Transportation Services Fuel By Route Analysis

Reporting Year: *January - December 2019*
Production *12/2019*

<u>Production</u> <u>Period</u>	<u>Receipt</u> <u>Segment</u>	<u>Delivery</u> <u>Segment</u>	<u>Service</u> <u>Class</u>	<u>Svc Req</u> <u>Contract</u>	<u>Receipt</u> <u>Location</u>	<u>Receipt</u> <u>Loc Prop</u>	<u>Delivery</u> <u>Location</u>	<u>Delivery</u> <u>Loc Prop</u>	<u>Fuel</u> <u>Quantity</u>
12/2019	MI 7	WI 7	TR	133264	511144	48642	521298	28736	2
12/2019	MI 7	WI 7	TR	133264	511144	48642	521374	28662	88
12/2019	MI 7	WI 7	TR	133265	511136	277072	521180	28875	17
12/2019	MI 7	WI 7	TR	133265	511136	277072	521186	42139	9
12/2019	MI 7	WI 7	TR	133265	511136	277072	521240	28759	54
12/2019	MI 7	WI 7	TR	133265	511136	277072	521302	28747	1
12/2019	MI 7	WI 7	TR	133265	511136	277072	521324	28794	139
12/2019	MI 7	WI 7	TR	133265	511144	48642	521180	28875	1
12/2019	MI 7	WI 7	TR	133265	511144	48642	521186	42139	1
12/2019	MI 7	WI 7	TR	133265	511144	48642	521240	28759	6
12/2019	MI 7	WI 7	TR	133265	511144	48642	521302	28747	1
12/2019	MI 7	WI 7	TR	133265	511144	48642	521324	28794	81
12/2019	MI 7	WI 7	TR	133298	511136	277072	521266	28702	186
12/2019	MI 7	WI 7	TR	133302	511136	277072	521262	36868	323
12/2019	MI 7	WI 7	TR	133303	511136	277072	521784	28720	210
12/2019	MI 7	WI 7	TR	133304	511136	277072	521164	28842	236
12/2019	MI 7	WI 7	TR	133304	511136	277072	521178	28883	626
12/2019	MI 7	WI 7	TR	133304	511136	277072	521218	28865	22
12/2019	MI 7	WI 7	TR	133304	511136	277072	521784	28720	11
12/2019	MI 7	WI 7	TR	133304	511136	277072	521814	36934	43
12/2019	MI 7	WI 7	TR	133464	505108	243097	521164	28842	69
12/2019	MI 7	WI 7	TR	133466	505108	243097	521246	28844	48
12/2019	MI 7	WI 7	TR	133467	505108	243097	510041	11661	241
12/2019	MI 7	WI 7	TR	133467	505108	243097	521610	261574	178
12/2019	MI 7	WI 7	TR	133470	511136	277072	521164	28842	69
12/2019	MI 7	WI 7	TR	133470	511136	277072	521266	28702	17
12/2019	MI 7	WI 7	TR	133470	511136	277072	521314	28661	543
12/2019	MI 7	WI 7	TR	133470	511136	277072	523032	384134	69
12/2019	MI 7	WI 7	TR	133470	511136	277072	523034	384136	54
12/2019	MI 7	WI 7	TR	133470	511136	277072	523035	387791	756
12/2019	MI 7	WI 7	TR	133471	511136	277072	521164	28842	63
12/2019	MI 7	WI 7	TR	133471	511136	277072	521676	100052	27
12/2019	MI 7	WI 7	TR	133472	511136	277072	521164	28842	210



VASCR351

ANR Pipeline Company Transportation Services Fuel By Route Analysis

Reporting Year: *January - December 2019*
Production 12/2019

<u>Production Period</u>	<u>Receipt Segment</u>	<u>Delivery Segment</u>	<u>Service Class</u>	<u>Svc Req Contract</u>	<u>Receipt Location</u>	<u>Receipt Loc Prop</u>	<u>Delivery Location</u>	<u>Delivery Loc Prop</u>	<u>Fuel Quantity</u>
12/2019	MI 7	WI 7	TR	133472	511136	277072	521330	28761	90
12/2019	MI 7	WI 7	TR	133473	511136	277072	521164	28842	140
12/2019	MI 7	WI 7	TR	133473	511136	277072	521178	28883	283
12/2019	MI 7	WI 7	TR	133477	505108	243097	510041	11661	90
12/2019	MI 7	WI 7	TR	133478	511136	277072	521012	40226	34
12/2019	MI 7	WI 7	TR	133478	511136	277072	521172	28846	241
12/2019	MI 7	WI 7	TR	133478	511136	277072	521180	28875	209
12/2019	MI 7	WI 7	TR	133478	511136	277072	521188	28862	186
12/2019	MI 7	WI 7	TR	133478	511136	277072	521190	28825	31
12/2019	MI 7	WI 7	TR	133478	511136	277072	521220	28766	195
12/2019	MI 7	WI 7	TR	133478	511136	277072	521230	28819	31
12/2019	MI 7	WI 7	TR	133478	511136	277072	521240	28759	93
12/2019	MI 7	WI 7	TR	133478	511136	277072	521246	28844	55
12/2019	MI 7	WI 7	TR	133478	511136	277072	521250	28841	43
12/2019	MI 7	WI 7	TR	133478	511136	277072	521266	28702	74
12/2019	MI 7	WI 7	TR	133478	511136	277072	521298	28736	30
12/2019	MI 7	WI 7	TR	133478	511136	277072	521314	28661	182
12/2019	MI 7	WI 7	TR	133478	511136	277072	521316	28831	92
12/2019	MI 7	WI 7	TR	133478	511136	277072	521320	28740	29
12/2019	MI 7	WI 7	TR	133478	511136	277072	521328	28763	149
12/2019	MI 7	WI 7	TR	133478	511136	277072	521330	28761	132
12/2019	MI 7	WI 7	TR	133478	511136	277072	521336	28738	67
12/2019	MI 7	WI 7	TR	133478	511136	277072	521340	28732	31
12/2019	MI 7	WI 7	TR	133478	511136	277072	521350	28660	192
12/2019	MI 7	WI 7	TR	133478	511136	277072	521676	100052	96
12/2019	MI 7	WI 7	TR	133478	511136	277072	521812	40304	31
12/2019	MI 7	WI 7	TR	133478	511136	277072	521814	36934	177
12/2019	MI 7	WI 7	TR	133478	511136	277072	523034	384136	12
12/2019	MI 7	WI 7	TR	133480	511136	277072	521180	28875	8
12/2019	MI 7	WI 7	TR	133480	511136	277072	521250	28841	18
12/2019	MI 7	WI 7	TR	133531	511136	277072	521172	28846	81
12/2019	MI 7	WI 7	TR	133531	511136	277072	521178	28883	112
12/2019	MI 7	WI 7	TR	133531	511136	277072	521246	28844	29



VASCR351

**ANR Pipeline Company
Transportation Services
Fuel By Route Analysis**

Reporting Year: *January - December 2019*
Production 12/2019

<u>Production Period</u>	<u>Receipt Segment</u>	<u>Delivery Segment</u>	<u>Service Class</u>	<u>Svc Req Contract</u>	<u>Receipt Location</u>	<u>Receipt Loc Prop</u>	<u>Delivery Location</u>	<u>Delivery Loc Prop</u>	<u>Fuel Quantity</u>
12/2019	MI 7	W17	TR	133531	511136	277072	521314	28661	259
12/2019	MI 7	W17	TR	133531	511136	277072	521676	100052	57
12/2019	MI 7	W17	TR	133533	511136	277072	523035	387791	4
12/2019	MI 7	W17	TR	133565	511136	277072	521316	28831	744
12/2019	MI 7	W17	TR	133569	511136	277072	510033	28873	919
12/2019	MI 7	W17	TR	133569	511136	277072	521164	28842	12
12/2019	MI 7	W17	TR	133569	511136	277072	521178	28883	1,323
12/2019	MI 7	W17	TR	133569	511136	277072	521248	28811	6
12/2019	MI 7	W17	TR	133569	511136	277072	521260	36867	86
12/2019	MI 7	W17	TR	133569	511136	277072	521266	28702	54
12/2019	MI 7	W17	TR	133569	511136	277072	521314	28661	2
12/2019	MI 7	W17	TR	133569	511136	277072	521784	28720	17
12/2019	MI 7	W17	TR	133572	505038	153808	523034	384136	150
12/2019	MI 7	W17	TR	133572	505038	153808	523035	387791	33
12/2019	MI 7	W17	TR	133572	511136	277072	521034	183670	1
12/2019	MI 7	W17	TR	133572	511136	277072	523034	384136	27
12/2019	MI 7	W17	TR	133572	511162	153853	523034	384136	15
12/2019	MI 7	W17	TR	133572	511162	153853	523035	387791	187
12/2019	MI 7	W17	TR	133574	511136	277072	510033	28873	37
12/2019	MI 7	W17	TR	133574	511136	277072	521164	28842	468
12/2019	MI 7	W17	TR	133574	511136	277072	521176	28859	156
12/2019	MI 7	W17	TR	133574	511136	277072	521178	28883	145
12/2019	MI 7	W17	TR	133574	511136	277072	521180	28875	37
12/2019	MI 7	W17	TR	133574	511136	277072	521186	42139	14
12/2019	MI 7	W17	TR	133574	511136	277072	521190	28825	29
12/2019	MI 7	W17	TR	133574	511136	277072	521204	28672	15
12/2019	MI 7	W17	TR	133574	511136	277072	521218	28865	66
12/2019	MI 7	W17	TR	133574	511136	277072	521246	28844	48
12/2019	MI 7	W17	TR	133574	511136	277072	521248	28811	81
12/2019	MI 7	W17	TR	133574	511136	277072	521260	36867	198
12/2019	MI 7	W17	TR	133574	511136	277072	521266	28702	218
12/2019	MI 7	W17	TR	133574	511136	277072	521314	28661	360
12/2019	MI 7	W17	TR	133574	511136	277072	521676	100052	165



VASCR351

ANR Pipeline Company Transportation Services Fuel By Route Analysis

Reporting Year: *January - December 2019*
Production 12/2019

<u>Production Period</u>	<u>Receipt Segment</u>	<u>Delivery Segment</u>	<u>Service Class</u>	<u>Svc Req Contract</u>	<u>Receipt Location</u>	<u>Receipt Loc Prop</u>	<u>Delivery Location</u>	<u>Delivery Loc Prop</u>	<u>Fuel Quantity</u>
12/2019	MI 7	WI 7	TR	133574	511136	277072	521784	28720	381
12/2019	MI 7	WI 7	TR	133575	505038	153808	521178	28883	21
12/2019	MI 7	WI 7	TR	133575	505038	153808	521260	36867	21
12/2019	MI 7	WI 7	TR	133575	505038	153808	521266	28702	88
12/2019	MI 7	WI 7	TR	133575	505038	153808	521314	28661	29
12/2019	MI 7	WI 7	TR	133575	505038	153808	521784	28720	5
12/2019	MI 7	WI 7	TR	133575	511136	277072	521164	28842	241
12/2019	MI 7	WI 7	TR	133575	511136	277072	521176	28859	88
12/2019	MI 7	WI 7	TR	133575	511136	277072	521178	28883	166
12/2019	MI 7	WI 7	TR	133575	511136	277072	521180	28875	34
12/2019	MI 7	WI 7	TR	133575	511136	277072	521218	28865	16
12/2019	MI 7	WI 7	TR	133575	511136	277072	521246	28844	52
12/2019	MI 7	WI 7	TR	133575	511136	277072	521248	28811	126
12/2019	MI 7	WI 7	TR	133575	511136	277072	521260	36867	518
12/2019	MI 7	WI 7	TR	133575	511136	277072	521266	28702	335
12/2019	MI 7	WI 7	TR	133577	505108	243097	521266	28702	197
12/2019	MI 7	WI 7	TR	133577	505108	243097	521784	28720	222
12/2019	MI 7	WI 7	TR	133577	511136	277072	521266	28702	538
12/2019	MI 7	WI 7	TR	133577	511136	277072	521784	28720	513
12/2019	MI 7	WI 7	TR	133577	511144	48642	521260	36867	70
12/2019	MI 7	WI 7	TR	133577	511144	48642	521266	28702	340
12/2019	MI 7	WI 7	TR	133577	511144	48642	521784	28720	280
12/2019	MI 7	WI 7	TR	133602	510005	246067	523032	384134	175
12/2019	MI 7	WI 7	TR	133603	510005	246067	521180	28875	175
12/2019	MI 7	WI 7	TR	133604	510005	246067	523032	384134	175
12/2019	MI 7	WI 7	TR	133605	505108	243097	521266	28702	1
12/2019	MI 7	WI 7	TR	133605	510005	246067	521266	28702	345
12/2019	MI 7	WI 7	TR	133606	510005	246067	521172	28846	175
12/2019	MI 7	WI 7	TR	133616	505108	243097	521266	28702	62
12/2019	MI 7	WI 7	TR	133625	505038	153808	521288	28670	183



VASCR351

ANR Pipeline Company Transportation Services Fuel By Route Analysis

Reporting Year: *January - December 2019*
Production 12/2019

<u>Production Period</u>	<u>Receipt Segment</u>	<u>Delivery Segment</u>	<u>Service Class</u>	<u>Svc Req Contract</u>	<u>Receipt Location</u>	<u>Receipt Loc Prop</u>	<u>Delivery Location</u>	<u>Delivery Loc Prop</u>	<u>Fuel Quantity</u>
12/2019	MI 7	WI 7	TR	133625	505038	153808	521812	40304	1
12/2019	MI 7	WI 7	TR	133625	505038	153808	523041	395460	4
12/2019	MI 7	WI 7	TR	133625	511136	277072	521200	28679	60
12/2019	MI 7	WI 7	TR	133625	511136	277072	521246	28844	4
12/2019	MI 7	WI 7	TR	133625	511136	277072	521288	28670	587
12/2019	MI 7	WI 7	TR	133625	511136	277072	521812	40304	30
12/2019	MI 7	WI 7	TR	133625	511136	277072	523041	395460	353
12/2019	MI 7	WI 7	TR	133626	511136	277072	521260	36867	33
12/2019	MI 7	WI 7	TR	133626	511136	277072	521266	28702	6
12/2019	MI 7	WI 7	TR	133626	511136	277072	521314	28661	2,897
12/2019	MI 7	WI 7	TR	133626	511136	277072	521654	284917	35
12/2019	MI 7	WI 7	TR	133626	511136	277072	523034	384136	38
12/2019	MI 7	WI 7	TR	133626	511136	277072	523035	387791	533
12/2019	MI 7	WI 7	TR	133638	505038	153808	521034	183670	7
12/2019	MI 7	WI 7	TR	133638	505038	153808	521248	28811	6
12/2019	MI 7	WI 7	TR	133638	505038	153808	521252	28779	3
12/2019	MI 7	WI 7	TR	133638	505038	153808	521314	28661	24
12/2019	MI 7	WI 7	TR	133638	505038	153808	521374	28662	2
12/2019	MI 7	WI 7	TR	133638	505038	153808	523034	384136	3
12/2019	MI 7	WI 7	TR	133638	511136	277072	521034	183670	17
12/2019	MI 7	WI 7	TR	133638	511136	277072	521314	28661	79
12/2019	MI 7	WI 7	TR	133638	511136	277072	521610	261574	8
12/2019	MI 7	WI 7	TR	133638	511136	277072	523034	384136	17
12/2019	MI 7	WI 7	TR	133638	511162	153853	521248	28811	21
12/2019	MI 7	WI 7	TR	133638	511162	153853	521314	28661	7
12/2019	MI 7	WI 7	TR	133638	511162	153853	523034	384136	75
12/2019	MI 7	WI 7	TR	133639	505038	153808	523034	384136	35
12/2019	MI 7	WI 7	TR	133639	511136	277072	521252	28779	5
12/2019	MI 7	WI 7	TR	133639	511136	277072	521374	28662	2
12/2019	MI 7	WI 7	TR	133639	511136	277072	523034	384136	32
12/2019	MI 7	WI 7	TR	133639	511136	277072	523035	387791	2
12/2019	MI 7	WI 7	TR	133639	511162	153853	521034	183670	17
12/2019	MI 7	WI 7	TR	133639	511162	153853	523034	384136	176

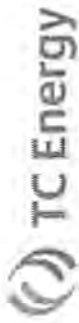


VASCR351

ANR Pipeline Company Transportation Services Fuel By Route Analysis

Reporting Year: *January - December 2019*
Production 12/2019

<u>Production Period</u>	<u>Receipt Segment</u>	<u>Delivery Segment</u>	<u>Service Class</u>	<u>Svc Req Contract</u>	<u>Receipt Location</u>	<u>Receipt Loc Prop</u>	<u>Delivery Location</u>	<u>Delivery Loc Prop</u>	<u>Fuel Quantity</u>
12/2019	MI 7	WI 7	TR	133656	511136	277072	521164	28842	37
12/2019	MI 7	WI 7	TR	133656	511136	277072	521178	28883	62
12/2019	MI 7	WI 7	TR	133656	511136	277072	521260	36867	1,681
12/2019	MI 7	WI 7	TR	133656	511136	277072	521266	28702	14
12/2019	MI 7	WI 7	TR	133656	511136	277072	521314	28661	20
12/2019	MI 7	WI 7	TR	133656	511136	277072	521676	100052	4
12/2019	MI 7	WI 7	TR	133656	511136	277072	521784	28720	36
12/2019	MI 7	WI 7	TR	133664	505108	243097	510041	11661	116
12/2019	MI 7	WI 7	TR	133664	505108	243097	521164	28842	102
12/2019	MI 7	WI 7	TR	133664	505108	243097	521784	28720	10
12/2019	MI 7	WI 7	TR	133664	505108	243097	523034	384136	2
12/2019	MI 7	WI 7	TR	133664	505108	243097	523035	387791	196
12/2019	MI 7	WI 7	TR	133664	510005	246067	523035	387791	32
12/2019	MI 7	WI 7	TR	133664	511136	277072	510041	11661	150
12/2019	MI 7	WI 7	TR	133664	511136	277072	521300	28739	77
12/2019	MI 7	WI 7	TR	133664	511136	277072	521314	28661	36
12/2019	MI 7	WI 7	TR	133664	511136	277072	521784	28720	209
12/2019	MI 7	WI 7	TR	133664	511136	277072	523034	384136	32
12/2019	MI 7	WI 7	TR	133664	511136	277072	523035	387791	306
12/2019	MI 7	WI 7	TR	133675	511136	277072	521200	28679	6
12/2019	MI 7	WI 7	TR	133676	511136	277072	521164	28842	17
12/2019	MI 7	WI 7	TR	133676	511136	277072	521200	28679	5
12/2019	MI 7	WI 7	TR	133676	511136	277072	521210	28828	10
12/2019	MI 7	WI 7	TR	133676	511136	277072	521314	28661	568
12/2019	MI 7	WI 7	TR	133676	511136	277072	521316	28831	23
12/2019	MI 7	WI 7	TR	133676	511136	277072	521328	28763	1
12/2019	MI 7	WI 7	TR	133676	511136	277072	521784	28720	94
12/2019	MI 7	WI 7	TR	133676	511136	277072	521794	28870	48
12/2019	MI 7	WI 7	TR	133677	511136	277072	521200	28679	215
12/2019	MI 7	WI 7	TR	133677	511136	277072	521210	28828	25
12/2019	MI 7	WI 7	TR	133677	511136	277072	521314	28661	3
12/2019	MI 7	WI 7	TR	133677	511136	277072	521784	28720	103
12/2019	MI 7	WI 7	TR	133699	511136	277072	510041	11661	313



VASCR351

ANR Pipeline Company Transportation Services Fuel By Route Analysis

Reporting Year: *January - December 2019*
Production 12/2019

<u>Production Period</u>	<u>Receipt Segment</u>	<u>Delivery Segment</u>	<u>Service Class</u>	<u>Svc Req. Contract</u>	<u>Receipt Location</u>	<u>Receipt Loc Prop</u>	<u>Delivery Location</u>	<u>Delivery Loc Prop</u>	<u>Fuel Quantity</u>
12/2019	MI 7	WI 7	TR	133699	511136	277072	521164	28842	31
12/2019	MI 7	WI 7	TR	133699	511136	277072	521266	28702	57
12/2019	MI 7	WI 7	TR	133737	511136	277072	521172	28846	31
12/2019	MI 7	WI 7	TR	133737	511136	277072	521174	28778	18
12/2019	MI 7	WI 7	TR	133737	511136	277072	521252	28779	109
12/2019	MI 7	WI 7	TR	133741	505038	153808	521654	284917	104
12/2019	MI 7	WI 7	TR	133741	505038	153808	523034	384136	202
12/2019	MI 7	WI 7	TR	133741	505108	243097	523034	384136	431
12/2019	MI 7	WI 7	TR	133741	510005	246067	523034	384136	1,637
12/2019	MI 7	WI 7	TR	133741	510005	246067	523035	387791	404
12/2019	MI 7	WI 7	TR	133741	511136	277072	521164	28842	83
12/2019	MI 7	WI 7	TR	133741	511136	277072	521654	284917	63
12/2019	MI 7	WI 7	TR	133741	511136	277072	523034	384136	4,341
12/2019	MI 7	WI 7	TR	133741	511136	277072	523035	387791	418
12/2019	MI 7	WI 7	TR	133832	511136	277072	510041	11661	221
12/2019	MI 7	WI 7	TR	133832	511136	277072	523034	384136	55
12/2019	MI 7	WI 7	TS	123061	505038	153808	521396	150407	21
12/2019	MI 7	WI 7	TS	123220	505038	153808	521392	28730	95
	Segment Subtotal								227,045
12/2019	ML 0	ML 0	TR	108268	501120	206051	505058	216158	265
12/2019	ML 0	ML 0	TR	108304	501120	206051	505058	216158	487
12/2019	ML 0	ML 0	TR	109511	501120	206051	505058	216158	718
12/2019	ML 0	ML 0	TR	122065	501120	206051	505058	216158	3,565
12/2019	ML 0	ML 0	TR	122067	501120	206051	505058	216158	867
12/2019	ML 0	ML 0	TR	122247	501120	206051	505058	216158	490
12/2019	ML 0	ML 0	TR	122248	501120	206051	505058	216158	1,438
	Segment Subtotal								7,830
12/2019	MW 5	MW 6	TR	114767	513067	696539	521608	171759	330
	Segment Subtotal								330
12/2019	MW 6	MI 7	TR	108985	505005	139233	505038	153808	33
12/2019	MW 6	MI 7	TR	118249	505013	139241	505038	153808	237
12/2019	MW 6	MI 7	TR	118249	505013	139241	505108	243097	35



VASCR351

ANR Pipeline Company Transportation Services Fuel By Route Analysis

Reporting Year: *January - December 2019*
Production *12/2019*

<u>Production Period</u>	<u>Receipt Segment</u>	<u>Delivery Segment</u>	<u>Service Class</u>	<u>Svc Req Contract</u>	<u>Receipt Location</u>	<u>Receipt Loc Prop</u>	<u>Delivery Location</u>	<u>Delivery Loc Prop</u>	<u>Fuel Quantity</u>
12/2019	MW 6	MI 7	TR	123405	505013	139241	505038	153808	1,053
12/2019	MW 6	MI 7	TR	123405	505013	139241	505108	243097	77
12/2019	MW 6	MI 7	TR	132613	521482	4741	505038	153808	75
12/2019	MW 6	MI 7	TR	133490	521420	4602	505038	153808	223
	Segment Subtotal								1,733
12/2019	MW 6	MW 6	TR	132265	505286	153727	523078	1394871	73
12/2019	MW 6	MW 6	TS	131548	513104	513104	521524	3973	38
	Segment Subtotal								111
12/2019	SE 1	SE 1	TR	132520	513078	766184	523075	1387567	906
	Segment Subtotal								906
12/2019	SE 1	SE 2	TR	112268	513078	766184	521662	233620	224
12/2019	SE 1	SE 2	TR	123309	510003	135819	522130	38295	20
	Segment Subtotal								244
12/2019	SE 2	ME 2	TR	106309	505002	103565	521594	20666	1,567
12/2019	SE 2	ME 2	TR	126586	505002	103565	505606	505606	5,411
12/2019	SE 2	ME 2	TR	126586	505002	103565	521644	274229	510
12/2019	SE 2	ME 2	TR	126586	505002	103565	523054	490941	1,494
12/2019	SE 2	ME 2	TR	126922	505002	103565	521612	261477	930
12/2019	SE 2	ME 2	TR	131581	505002	103565	521594	20666	248
12/2019	SE 2	ME 2	TR	132696	505002	103565	523069	1055519	31
12/2019	SE 2	ME 2	TR	133474	505002	103565	521978	218539	3
	Segment Subtotal								10,194
12/2019	SE 2	ME 3	TR	108031	505002	103565	521688	153708	1,675
12/2019	SE 2	ME 3	TR	124603	505002	103565	521626	40184	4,898
12/2019	SE 2	ME 3	TR	124945	505002	103565	521626	40184	902
12/2019	SE 2	ME 3	TR	124946	505002	103565	521626	40184	3,410
12/2019	SE 2	ME 3	TR	132635	505002	103565	521552	16265	822
12/2019	SE 2	ME 3	TR	132644	505002	103565	505392	356048	165
12/2019	SE 2	ME 3	TR	132648	505002	103565	521552	16265	137
12/2019	SE 2	ME 3	TR	132650	505002	103565	505392	356048	1,068
12/2019	SE 2	ME 3	TR	132654	505002	103565	505392	356048	330



VASCR351

ANR Pipeline Company Transportation Services Fuel By Route Analysis

Reporting Year: *January - December 2019*
Production 12/2019

<u>Production Period</u>	<u>Receipt Segment</u>	<u>Delivery Segment</u>	<u>Service Class</u>	<u>Svc Req Contract</u>	<u>Receipt Location</u>	<u>Receipt Loc Prop</u>	<u>Delivery Location</u>	<u>Delivery Loc Prop</u>	<u>Fuel Quantity</u>
12/2019	SE 2	ME 3	TR	132654	505002	103565	505573	1400988	11
12/2019	SE 2	ME 3	TR	132668	505002	103565	505392	356048	963
12/2019	SE 2	ME 3	TR	132673	505002	103565	505573	1400988	7
12/2019	SE 2	ME 3	TR	132673	505002	103565	520027	295956	5
12/2019	SE 2	ME 3	TR	132676	505002	103565	521552	16265	165
12/2019	SE 2	ME 3	TR	132676	505002	103565	521620	16118	22
12/2019	SE 2	ME 3	TR	132704	505002	103565	521552	16265	313
12/2019	SE 2	ME 3	TR	133319	505002	103565	521626	40184	62
12/2019	SE 2	ME 3	TR	133339	505002	103565	521626	40184	93
12/2019	SE 2	ME 3	TR	133350	505002	103565	521626	40184	62
12/2019	SE 2	ME 3	TR	133379	505002	103565	521626	40184	31
12/2019	SE 2	ME 3	TR	133672	505002	103565	505573	1400988	307
12/2019	SE 2	ME 3	TR	133674	505002	103565	505573	1400988	105
12/2019	SE 2	ME 3	TS	109138	505002	103565	505011	139239	1,158
12/2019	SE 2	ME 3	TS	109190	505002	103565	505009	139237	340
	Segment Subtotal								17,051
12/2019	SE 2	MI 7	TR	110024	505002	103565	505018	139250	4,433
12/2019	SE 2	MI 7	TR	124603	505002	103565	521932	138744	3
12/2019	SE 2	MI 7	TR	124945	505002	103565	521932	138744	263
12/2019	SE 2	MI 7	TR	132635	505002	103565	505020	139252	171
12/2019	SE 2	MI 7	TR	132644	505002	103565	521098	108641	90
12/2019	SE 2	MI 7	TR	132668	505002	103565	505020	139252	385
12/2019	SE 2	MI 7	TR	133326	505002	103565	521932	138744	93
12/2019	SE 2	MI 7	TR	133336	505002	103565	505038	153808	58
12/2019	SE 2	MI 7	TR	133336	505002	103565	521118	11578	11
12/2019	SE 2	MI 7	TR	133336	505002	103565	521124	11562	57
12/2019	SE 2	MI 7	TR	133336	505002	103565	521138	11680	4
12/2019	SE 2	MI 7	TR	133336	505002	103565	521670	40468	8
12/2019	SE 2	MI 7	TR	133336	505002	103565	521932	138744	68
12/2019	SE 2	MI 7	TR	133338	505002	103565	505038	153808	3
12/2019	SE 2	MI 7	TR	133338	505002	103565	521138	11680	110
12/2019	SE 2	MI 7	TR	133338	505002	103565	521932	138744	11
12/2019	SE 2	MI 7	TR	133346	505002	103565	521932	138744	31



VASCR351

ANR Pipeline Company Transportation Services Fuel By Route Analysis

Reporting Year: January - December 2019
Production 12/2019

<u>Production Period</u>	<u>Receipt Segment</u>	<u>Delivery Segment</u>	<u>Service Class</u>	<u>Svc Req Contract</u>	<u>Receipt Location</u>	<u>Receipt Loc Prop</u>	<u>Delivery Location</u>	<u>Delivery Loc Prop</u>	<u>Fuel Quantity</u>
12/2019	SE 2	MI 7	TR	133349	505002	103565	521932	138744	31
12/2019	SE 2	MI 7	TR	133366	505002	103565	521932	138744	80
12/2019	SE 2	MI 7	TR	133378	505002	103565	521932	138744	88
	Segment Subtotal								
12/2019	SE 2	SE 1	TR	115656	505002	103565	523064	766185	87
12/2019	SE 2	SE 1	TR	120575	505002	103565	505042	158587	3
12/2019	SE 2	SE 1	TR	124603	505002	103565	521036	186899	2
12/2019	SE 2	SE 1	TR	124945	505002	103565	521036	186899	114
12/2019	SE 2	SE 1	TR	126736	505002	103565	521036	186899	298
12/2019	SE 2	SE 1	TR	132137	505002	103565	523064	766185	147
12/2019	SE 2	SE 1	TR	132137	505002	103565	523075	1387567	117
12/2019	SE 2	SE 1	TR	132158	505002	103565	521682	28554	20,551
12/2019	SE 2	SE 1	TR	132508	505002	103565	521036	186899	37
12/2019	SE 2	SE 1	TR	133457	505002	103565	523075	1387567	731
12/2019	SE 2	SE 1	TR	133623	505002	103565	521036	186899	6
	Segment Subtotal								
12/2019	SE 2	SE 2	TR	120575	505002	103565	505358	345116	27
12/2019	SE 2	SE 2	TR	120969	505002	103565	523072	1261146	38
12/2019	SE 2	SE 2	TR	123309	505545	1250766	522130	38295	638
12/2019	SE 2	SE 2	TR	123309	510023	233907	520004	10369	75
12/2019	SE 2	SE 2	TR	123309	510023	233907	522130	38295	49
12/2019	SE 2	SE 2	TR	129163	505002	103565	520004	10369	3,437
12/2019	SE 2	SE 2	TR	129163	505002	103565	520006	40317	80
12/2019	SE 2	SE 2	TR	129163	505002	103565	520009	10111	73
12/2019	SE 2	SE 2	TR	129163	505002	103565	521632	42593	2,655
12/2019	SE 2	SE 2	TR	129163	505002	103565	522130	38295	3,378
12/2019	SE 2	SE 2	TR	129163	505002	103565	523050	467240	562
12/2019	SE 2	SE 2	TR	129163	505002	103565	523092	523092	5,427
12/2019	SE 2	SE 2	TR	129163	505545	1250766	520004	10369	562
12/2019	SE 2	SE 2	TR	129163	505545	1250766	520006	40317	185
12/2019	SE 2	SE 2	TR	129163	505545	1250766	521632	42593	329
12/2019	SE 2	SE 2	TR	129163	505545	1250766	522130	38295	665



VASCR351

ANR Pipeline Company Transportation Services Fuel By Route Analysis

Reporting Year: *January - December 2019*
Production 12/2019

<u>Production Period</u>	<u>Receipt Segment</u>	<u>Delivery Segment</u>	<u>Service Class</u>	<u>Svc Req Contract</u>	<u>Receipt Location</u>	<u>Receipt Loc Prop</u>	<u>Delivery Location</u>	<u>Delivery Loc Prop</u>	<u>Fuel Quantity</u>
12/2019	SE 2	SE 2	TR	129954	505002	103565	521632	42593	5,336
12/2019	SE 2	SE 2	TR	129987	505002	103565	520004	10369	63
12/2019	SE 2	SE 2	TR	129987	505002	103565	520009	10111	1,798
12/2019	SE 2	SE 2	TR	129987	505002	103565	521632	42593	4,376
12/2019	SE 2	SE 2	TR	129987	505002	103565	522130	38295	2,582
12/2019	SE 2	SE 2	TR	129987	505002	103565	523050	467240	29
12/2019	SE 2	SE 2	TR	130009	505002	103565	520004	10369	128
12/2019	SE 2	SE 2	TR	130009	505002	103565	521632	42593	2,689
12/2019	SE 2	SE 2	TR	130009	505002	103565	521662	233620	1,085
12/2019	SE 2	SE 2	TR	130071	505002	103565	521662	233620	1,288
12/2019	SE 2	SE 2	TR	131983	505002	103565	523018	322625	3,596
12/2019	SE 2	SE 2	TR	132056	505002	103565	521632	42593	3,395
12/2019	SE 2	SE 2	TR	132137	505002	103565	520009	10111	18
12/2019	SE 2	SE 2	TR	132137	505002	103565	521662	233620	2,261
12/2019	SE 2	SE 2	TR	132137	505002	103565	523018	322625	651
12/2019	SE 2	SE 2	TR	132137	505002	103565	523050	467240	29
12/2019	SE 2	SE 2	TR	132137	505545	1250766	520004	10369	200
12/2019	SE 2	SE 2	TR	132137	505545	1250766	521662	233620	130
12/2019	SE 2	SE 2	TR	132137	505545	1250766	522130	38295	12
12/2019	SE 2	SE 2	TR	132137	510023	233907	521662	233620	132
12/2019	SE 2	SE 2	TR	132357	505002	103565	520004	10369	471
12/2019	SE 2	SE 2	TR	132357	505002	103565	521632	42593	2,036
12/2019	SE 2	SE 2	TR	132508	505002	103565	521632	42593	4,247
12/2019	SE 2	SE 2	TR	132514	505002	103565	521632	42593	416
12/2019	SE 2	SE 2	TR	132514	505002	103565	521662	233620	75
12/2019	SE 2	SE 2	TR	132514	505545	1250766	521632	42593	3
12/2019	SE 2	SE 2	TR	132514	505545	1250766	521662	233620	3
12/2019	SE 2	SE 2	TR	132520	505002	103565	521632	42593	128
12/2019	SE 2	SE 2	TR	132520	505002	103565	521662	233620	765
12/2019	SE 2	SE 2	TR	132520	510023	233907	521632	42593	18
12/2019	SE 2	SE 2	TR	132520	510023	233907	521662	233620	29
12/2019	SE 2	SE 2	TR	132585	510023	233907	521632	42593	148
12/2019	SE 2	SE 2	TR	132585	510023	233907	522130	38295	1,760



VASCR351

ANR Pipeline Company Transportation Services Fuel By Route Analysis

Reporting Year: *January - December 2019*
Production 12/2019

<u>Production Period</u>	<u>Receipt Segment</u>	<u>Delivery Segment</u>	<u>Service Class</u>	<u>Svc Req Contract</u>	<u>Receipt Location</u>	<u>Receipt Loc Prop</u>	<u>Delivery Location</u>	<u>Delivery Loc Prop</u>	<u>Fuel Quantity</u>
12/2019	SE 2	SE 2	TR	132585	510023	233907	523018	322625	685
12/2019	SE 2	SE 2	TR	132585	513075	742882	520009	10111	487
12/2019	SE 2	SE 2	TR	132585	513075	742882	522130	38295	305
12/2019	SE 2	SE 2	TR	132585	513075	742882	523018	322625	219
12/2019	SE 2	SE 2	TR	132585	513075	742882	523091	523091	394
12/2019	SE 2	SE 2	TR	132586	505545	1250766	522130	38295	109
12/2019	SE 2	SE 2	TR	132586	513075	742882	523091	523091	76
12/2019	SE 2	SE 2	TR	133280	505002	103565	523018	322625	159
12/2019	SE 2	SE 2	TR	133280	505545	1250766	523018	322625	1,472
12/2019	SE 2	SE 2	TR	133457	505002	103565	521662	233620	1,798
12/2019	SE 2	SE 2	TR	133457	510023	233907	521632	42593	116
12/2019	SE 2	SE 2	TR	133457	510023	233907	521662	233620	234
12/2019	SE 2	SE 2	TR	133550	505002	103565	521632	42593	1,120
12/2019	SE 2	SE 2	TR	133550	505002	103565	521662	233620	264
12/2019	SE 2	SE 2	TR	133550	505545	1250766	521632	42593	432
12/2019	SE 2	SE 2	TR	133551	505002	103565	520004	10369	5
12/2019	SE 2	SE 2	TR	133551	505002	103565	522150	38295	88
12/2019	SE 2	SE 2	TR	133551	505002	103565	523018	322625	1,682
12/2019	SE 2	SE 2	TR	133552	505002	103565	523018	322625	179
12/2019	SE 2	SE 2	TR	133552	505545	1250766	521632	42593	985
12/2019	SE 2	SE 2	TR	133552	505545	1250766	521662	233620	129
12/2019	SE 2	SE 2	TR	133552	505545	1250766	523018	322625	1,466
	Segment Subtotal								70,481
12/2019	SE 2	WI 7	TR	117334	505002	103565	505021	139253	9,145
12/2019	SE 2	WI 7	TR	133316	505002	103565	521610	261574	186
12/2019	SE 2	WI 7	TR	133318	505002	103565	521610	261574	124
	Segment Subtotal								9,455
12/2019	SW 1	SW 1	TR	125737	513096	1261065	523076	1388911	1,229
12/2019	SW 1	SW 1	TR	132261	510025	36981	523060	736566	295
12/2019	SW 1	SW 1	TR	132261	510025	36981	523061	737783	5,506
12/2019	SW 1	SW 1	TR	132261	513061	490942	523060	736566	330
12/2019	SW 1	SW 1	TR	132261	513061	490942	523061	737783	1,714



VASCR351

ANR Pipeline Company Transportation Services Fuel By Route Analysis

Reporting Year: *January - December 2019*
Production 12/2019

<u>Production Period</u>	<u>Receipt Segment</u>	<u>Delivery Segment</u>	<u>Service Class</u>	<u>Svc Req Contract</u>	<u>Receipt Location</u>	<u>Receipt Loc Prop</u>	<u>Delivery Location</u>	<u>Delivery Loc Prop</u>	<u>Fuel Quantity</u>
12/2019	SW 1	SW 1	TR	132261	513096	1261065	523060	736566	3,058
12/2019	SW 1	SW 1	TR	132261	513096	1261065	523061	737783	4,848
12/2019	SW 1	SW 1	TR	132261	513096	1261065	523062	738789	62
	Segment Subtotal								
12/2019	SW 4	ME 3	TR	110505	505003	103702	520027	295956	32
12/2019	SW 4	ME 3	TR	131440	505003	103702	521534	138745	2,728
12/2019	SW 4	ME 3	TR	131441	505003	103702	505008	139236	2,139
	Segment Subtotal								
12/2019	SW 4	MI 7	TR	108304	505003	103702	505108	243097	19,375
12/2019	SW 4	MI 7	TR	109422	505003	103702	505018	139250	9,052
12/2019	SW 4	MI 7	TR	109511	505003	103702	505108	243097	5,831
12/2019	SW 4	MI 7	TR	109511	505003	103702	521104	40849	26,464
12/2019	SW 4	MI 7	TR	110505	505003	103702	521016	4196	328
12/2019	SW 4	MI 7	TR	110505	505003	103702	521080	138675	1,602
12/2019	SW 4	MI 7	TR	110505	505003	103702	521118	11578	181
12/2019	SW 4	MI 7	TR	110505	505003	103702	521122	11751	216
12/2019	SW 4	MI 7	TR	110505	505003	103702	521124	11562	561
12/2019	SW 4	MI 7	TR	110505	505003	103702	521138	11680	13
12/2019	SW 4	MI 7	TR	110505	505003	103702	521142	40477	1,441
12/2019	SW 4	MI 7	TR	110505	505003	103702	521144	11580	296
12/2019	SW 4	MI 7	TR	110505	505003	103702	521146	11785	124
12/2019	SW 4	MI 7	TR	110505	505003	103702	521636	22992	644
12/2019	SW 4	MI 7	TR	110505	505003	103702	521932	138744	1,355
12/2019	SW 4	MI 7	TR	110506	505003	103702	521016	4196	1,694
12/2019	SW 4	MI 7	TR	110506	505003	103702	521080	138675	980
12/2019	SW 4	MI 7	TR	110506	505003	103702	521636	22992	400
12/2019	SW 4	MI 7	TR	110506	505003	103702	521932	138744	3,377
12/2019	SW 4	MI 7	TR	110507	505003	103702	521016	4196	5,325
12/2019	SW 4	MI 7	TR	110507	505003	103702	521080	138675	1,087
12/2019	SW 4	MI 7	TR	110507	505003	103702	521636	22992	687
12/2019	SW 4	MI 7	TR	115269	505003	103702	521080	138675	31,074
12/2019	SW 4	MI 7	TR	118861	505003	103702	521116	42078	3,027



VASCR351

ANR Pipeline Company Transportation Services Fuel By Route Analysis

Reporting Year: *January - December 2019*
Production *12/2019*

<u>Production Period</u>	<u>Receipt Segment</u>	<u>Delivery Segment</u>	<u>Service Class</u>	<u>Svc Req Contract</u>	<u>Receipt Location</u>	<u>Receipt Loc Prop</u>	<u>Delivery Location</u>	<u>Delivery Loc Prop</u>	<u>Fuel Quantity</u>
12/2019	SW 4	MI 7	TR	120673	505003	103702	505038	153808	221
12/2019	SW 4	MI 7	TR	122247	505003	103702	521074	40470	705
12/2019	SW 4	MI 7	TR	122247	505003	103702	521110	11803	4,964
12/2019	SW 4	MI 7	TR	122247	505003	103702	521116	42078	8,584
12/2019	SW 4	MI 7	TR	122247	505003	103702	521636	22992	5,128
12/2019	SW 4	MI 7	TR	124950	505003	103702	521932	138744	6,200
12/2019	SW 4	MI 7	TR	126599	505003	103702	521008	11616	462
12/2019	SW 4	MI 7	TR	127117	505003	103702	521080	138675	35,613
12/2019	SW 4	MI 7	TR	131644	505003	103702	505038	153808	6
12/2019	SW 4	MI 7	TR	131644	505003	103702	521985	278172	328
12/2019	SW 4	MI 7	TR	132416	505003	103702	511136	277072	1,764
12/2019	SW 4	MI 7	TR	132423	505003	103702	521016	4196	1,047
12/2019	SW 4	MI 7	TR	133362	505003	103702	521932	138744	62
12/2019	SW 4	MI 7	TR	133382	505003	103702	521932	138744	93
12/2019	SW 4	MI 7	TR	133402	505003	103702	521932	138744	31
12/2019	SW 4	MI 7	TR	133412	505003	103702	521016	4196	30
12/2019	SW 4	MI 7	TR	133412	505003	103702	521080	138675	30
12/2019	SW 4	MI 7	TR	133412	505003	103702	521932	138744	250
12/2019	SW 4	MI 7	TR	133441	505003	103702	521932	138744	62
12/2019	SW 4	MI 7	TR	133451	505003	103702	521932	138744	62
12/2019	SW 4	MI 7	TR	133496	505003	103702	505038	153808	361
12/2019	SW 4	MI 7	TR	133496	505003	103702	521030	282436	2,463
12/2019	SW 4	MI 7	TR	133705	505003	103702	521932	138744	130
12/2019	SW 4	MI 7	TR	133705	505003	103702	521985	278172	156
12/2019	SW 4	MI 7	TR	133738	505003	103702	505017	139249	9,052
12/2019	SW 4	MI 7	TR	133739	505003	103702	505017	139249	22,630
12/2019	SW 4	MI 7	TR	133745	505003	103702	505017	139249	14,167
12/2019	SW 4	MI 7	TR	133745	505003	103702	521074	40470	7,669
12/2019	SW 4	MI 7	TR	133745	505003	103702	521116	42078	248
12/2019	SW 4	MI 7	TR	133745	505003	103702	521142	40477	105
12/2019	SW 4	MI 7	TR	133745	505003	103702	521144	11580	21
12/2019	SW 4	MI 7	TR	133745	505003	103702	521162	11748	7
12/2019	SW 4	MI 7	TR	133745	505003	103702	521966	216338	5



VASCR351

ANR Pipeline Company Transportation Services Fuel By Route Analysis

Reporting Year: January - December 2019
Production 12/2019

<u>Production Period</u>	<u>Receipt Segment</u>	<u>Delivery Segment</u>	<u>Service Class</u>	<u>Svc Req Contract</u>	<u>Receipt Location</u>	<u>Receipt Loc Prop</u>	<u>Delivery Location</u>	<u>Delivery Loc Prop</u>	<u>Fuel Quantity</u>
12/2019	SW 4	MI 7	TR	133745	505003	103702	523052	467243	44
	Segment Subtotal								
12/2019	SW 4	MW 5	TR	111657	505003	103702	521656	284918	1,919
12/2019	SW 4	MW 5	TR	125574	505003	103702	523079	1395865	3,275
12/2019	SW 4	MW 5	TR	126599	505003	103702	521408	12999	192
12/2019	SW 4	MW 5	TR	126599	505003	103702	521600	40285	31
12/2019	SW 4	MW 5	TR	133416	505003	103702	521600	40285	31
12/2019	SW 4	MW 5	TS	123146	505003	103702	521596	5227	76
12/2019	SW 4	MW 5	TS	123148	505003	103702	505015	139247	136
12/2019	SW 4	MW 5	TS	123174	505003	103702	521398	5588	31
	Segment Subtotal								
12/2019	SW 4	MW 6	TR	700	505003	103702	505014	139246	5,691
12/2019	SW 4	MW 6	TR	108861	505003	103702	521498	4857	2,108
12/2019	SW 4	MW 6	TR	108986	505003	103702	505005	139233	651
12/2019	SW 4	MW 6	TR	108986	505003	103702	521658	3605	3,044
12/2019	SW 4	MW 6	TR	110185	505003	103702	505013	139241	67
12/2019	SW 4	MW 6	TR	110185	505003	103702	521086	103709	926
12/2019	SW 4	MW 6	TR	110185	505003	103702	521470	4738	6,300
12/2019	SW 4	MW 6	TR	110185	505003	103702	521482	4741	3,027
12/2019	SW 4	MW 6	TR	113155	505003	103702	521470	4738	1,129
12/2019	SW 4	MW 6	TR	116236	505003	103702	521438	4614	3,968
12/2019	SW 4	MW 6	TR	123406	505003	103702	505013	139241	4,992
12/2019	SW 4	MW 6	TR	123406	505003	103702	521434	4619	13,041
12/2019	SW 4	MW 6	TR	123406	505003	103702	521442	4607	1,242
12/2019	SW 4	MW 6	TR	123406	505003	103702	521470	4738	920
12/2019	SW 4	MW 6	TR	123406	505003	103702	521470	4738	428
12/2019	SW 4	MW 6	TR	123406	505003	103702	521482	4741	62
12/2019	SW 4	MW 6	TR	123850	505003	103702	521428	40193	1,989
12/2019	SW 4	MW 6	TR	126494	505003	103702	521438	4614	4,557
12/2019	SW 4	MW 6	TR	126599	505003	103702	521400	13135	443
12/2019	SW 4	MW 6	TR	127009	505003	103702	523078	1394871	92,163
12/2019	SW 4	MW 6	TR	128775	505003	103702	521434	4619	3,386
12/2019	SW 4	MW 6	TR	131177	505003	103702	521914	40412	2,522



VASCR351

ANR Pipeline Company Transportation Services Fuel By Route Analysis

Reporting Year: January - December 2019
Production 12/2019

<u>Production Period</u>	<u>Receipt Segment</u>	<u>Delivery Segment</u>	<u>Service Class</u>	<u>Svc Req Contract</u>	<u>Receipt Location</u>	<u>Receipt Loc Prop</u>	<u>Delivery Location</u>	<u>Delivery Loc Prop</u>	<u>Fuel Quantity</u>
12/2019	SW 4	MW 6	TR	131644	505003	103702	505578	1402365	1,212
12/2019	SW 4	MW 6	TR	131644	505003	103702	521400	13135	81
12/2019	SW 4	MW 6	TR	131644	505003	103702	521420	4602	22
12/2019	SW 4	MW 6	TR	131644	505003	103702	521434	4619	1,574
12/2019	SW 4	MW 6	TR	131644	505003	103702	521470	4738	821
12/2019	SW 4	MW 6	TR	131644	505003	103702	521506	3797	29
12/2019	SW 4	MW 6	TR	132416	505003	103702	505578	1402365	5,050
12/2019	SW 4	MW 6	TR	132416	505003	103702	521086	103709	2,998
12/2019	SW 4	MW 6	TR	132416	505003	103702	521400	13135	411
12/2019	SW 4	MW 6	TR	132416	505003	103702	521434	4619	205
12/2019	SW 4	MW 6	TR	132416	505003	103702	521436	4561	195
12/2019	SW 4	MW 6	TR	132416	505003	103702	521482	4741	1,639
12/2019	SW 4	MW 6	TR	132416	505003	103702	521608	171759	217
12/2019	SW 4	MW 6	TR	132416	505003	103702	521658	3605	110
12/2019	SW 4	MW 6	TR	132416	505003	103702	521914	40412	945
12/2019	SW 4	MW 6	TR	132423	505003	103702	521440	4616	2,845
12/2019	SW 4	MW 6	TR	132423	505003	103702	521506	3797	92
12/2019	SW 4	MW 6	TR	132423	511132	90017	521440	4616	544
12/2019	SW 4	MW 6	TR	132516	505003	103702	521434	4619	344
12/2019	SW 4	MW 6	TR	132516	505003	103702	521482	4741	1,739
12/2019	SW 4	MW 6	TR	133301	505003	103702	521420	4602	527
12/2019	SW 4	MW 6	TR	133301	505003	103702	521434	4619	806
12/2019	SW 4	MW 6	TR	133301	505003	103702	521470	4738	310
12/2019	SW 4	MW 6	TR	133301	505003	103702	521506	3797	124
12/2019	SW 4	MW 6	TR	133330	505003	103702	521400	13135	31
12/2019	SW 4	MW 6	TR	133330	505003	103702	521420	4602	139
12/2019	SW 4	MW 6	TR	133487	505003	103702	521420	4602	3,534
12/2019	SW 4	MW 6	TR	133544	505003	103702	521608	171759	31
12/2019	SW 4	MW 6	TR	133745	505003	103702	521434	4619	239
12/2019	SW 4	MW 6	TR	133745	505003	103702	521506	3797	41
12/2019	SW 4	MW 6	TS	109148	505003	103702	521566	12977	217
12/2019	SW 4	MW 6	TS	109171	505003	103702	521428	40193	350
12/2019	SW 4	MW 6	TS	110863	505003	103702	521608	171759	374



VASCR351

ANR Pipeline Company Transportation Services Fuel By Route Analysis

Reporting Year: January - December 2019
Production 12/2019

<u>Production Period</u>	<u>Receipt Segment</u>	<u>Delivery Segment</u>	<u>Service Class</u>	<u>Svc Req Contract</u>	<u>Receipt Location</u>	<u>Receipt Loc Prop</u>	<u>Delivery Location</u>	<u>Delivery Loc Prop</u>	<u>Fuel Quantity</u>
12/2019	SW 4	MW 6	TS	123056	505003	103702	521504	4856	31
12/2019	SW 4	MW 6	TS	123057	505003	103702	521502	4747	168
12/2019	SW 4	MW 6	TS	123059	505003	103702	521424	13215	93
12/2019	SW 4	MW 6	TS	123065	505003	103702	521430	40195	186
12/2019	SW 4	MW 6	TS	123147	505003	103702	505029	139367	334
12/2019	SW 4	MW 6	TS	123203	505003	103702	521500	4693	143
12/2019	SW 4	MW 6	TS	123214	505003	103702	521598	4564	61
12/2019	SW 4	MW 6	TS	123215	505003	103702	521494	4605	424
12/2019	SW 4	MW 6	TS	123216	505003	103702	521492	4604	613
12/2019	SW 4	MW 6	TS	123217	505003	103702	521418	12991	778
12/2019	SW 4	MW 6	TS	123221	505003	103702	521496	4689	361
12/2019	SW 4	MW 6	TS	123222	505003	103702	521526	3969	153
12/2019	SW 4	MW 6	TS	123242	505003	103702	521426	40183	217
12/2019	SW 4	MW 6	TS	128874	505003	103702	521422	12976	93
12/2019	SW 4	MW 6	TS	131548	505003	103702	521524	3973	621
	Segment Subtotal								179,037
12/2019	SW 4	SW 1	TR	118265	505003	103702	522124	158286	384
	Segment Subtotal								384
12/2019	SW 4	SW 3	TR	126028	505003	103702	521070	221448	37
	Segment Subtotal								37
12/2019	SW 4	SW 4	TR	115706	505003	103702	521642	237023	472
12/2019	SW 4	SW 4	TR	123915	505003	103702	521664	174769	111
12/2019	SW 4	SW 4	TR	128684	505003	103702	513042	385402	374
12/2019	SW 4	SW 4	TR	133416	505003	103702	521040	234898	21
	Segment Subtotal								978
12/2019	SW 4	SW 5	TR	120629	505003	103702	522116	278352	184
	Segment Subtotal								184
12/2019	SW 4	WI 7	TR	800	505003	103702	505025	139257	22,796
12/2019	SW 4	WI 7	TR	800	505003	103702	521654	284917	1,560
12/2019	SW 4	WI 7	TR	5450	505003	103702	505026	139258	87,155
12/2019	SW 4	WI 7	TR	106209	505003	103702	510033	28873	6,200



VASCR351

ANR Pipeline Company Transportation Services Fuel By Route Analysis

Reporting Year: *January - December 2019*
Production 12/2019

<u>Production Period</u>	<u>Receipt Segment</u>	<u>Delivery Segment</u>	<u>Service Class</u>	<u>Svc Req Contract</u>	<u>Receipt Location</u>	<u>Receipt Loc Prop</u>	<u>Delivery Location</u>	<u>Delivery Loc Prop</u>	<u>Fuel Quantity</u>
12/2019	SW 4	WI 7	TR	108268	505003	103702	505016	139248	12,927
12/2019	SW 4	WI 7	TR	110505	505003	103702	521610	261574	315
12/2019	SW 4	WI 7	TR	112923	505003	103702	505023	139255	33,207
12/2019	SW 4	WI 7	TR	112923	505003	103702	521172	28846	18,811
12/2019	SW 4	WI 7	TR	112924	505003	103702	505024	139256	24,624
12/2019	SW 4	WI 7	TR	113238	505003	103702	505025	139257	1,302
12/2019	SW 4	WI 7	TR	117331	505003	103702	505021	139253	13,950
12/2019	SW 4	WI 7	TR	120673	505003	103702	523034	384136	79
12/2019	SW 4	WI 7	TR	122067	505003	103702	521108	11702	18,073
12/2019	SW 4	WI 7	TR	126599	505003	103702	521012	40226	642
12/2019	SW 4	WI 7	TR	126599	505003	103702	521172	28846	771
12/2019	SW 4	WI 7	TR	126599	505003	103702	521180	28875	150
12/2019	SW 4	WI 7	TR	126599	505003	103702	521186	42139	25
12/2019	SW 4	WI 7	TR	126599	505003	103702	521188	28862	680
12/2019	SW 4	WI 7	TR	126599	505003	103702	521198	28782	383
12/2019	SW 4	WI 7	TR	126599	505003	103702	521200	28679	150
12/2019	SW 4	WI 7	TR	126599	505003	103702	521204	28672	888
12/2019	SW 4	WI 7	TR	126599	505003	103702	521210	28828	484
12/2019	SW 4	WI 7	TR	126599	505003	103702	521218	28865	37
12/2019	SW 4	WI 7	TR	126599	505003	103702	521240	28759	67
12/2019	SW 4	WI 7	TR	126599	505003	103702	521246	28844	1,336
12/2019	SW 4	WI 7	TR	126599	505003	103702	521250	28841	1,069
12/2019	SW 4	WI 7	TR	126599	505003	103702	521266	28702	22
12/2019	SW 4	WI 7	TR	126599	505003	103702	521314	28661	14
12/2019	SW 4	WI 7	TR	126599	505003	103702	521394	36936	1,454
12/2019	SW 4	WI 7	TR	126599	505003	103702	521786	28798	124
12/2019	SW 4	WI 7	TR	126599	505003	103702	523034	384136	2
12/2019	SW 4	WI 7	TR	129880	505003	103702	523032	384134	25,792
12/2019	SW 4	WI 7	TR	131177	505003	103702	521012	40226	1,550
12/2019	SW 4	WI 7	TR	131177	505003	103702	521168	28834	403
12/2019	SW 4	WI 7	TR	131177	505003	103702	521172	28846	1,953
12/2019	SW 4	WI 7	TR	131177	505003	103702	521176	28859	124
12/2019	SW 4	WI 7	TR	131177	505003	103702	521180	28875	558



VASCR351

**ANR Pipeline Company
Transportation Services
Fuel By Route Analysis**

Reporting Year: *January - December 2019*
Production 12/2019

<u>Production Period</u>	<u>Receipt Segment</u>	<u>Delivery Segment</u>	<u>Service Class</u>	<u>Svc Req Contract</u>	<u>Receipt Location</u>	<u>Receipt Loc Prop</u>	<u>Delivery Location</u>	<u>Delivery Loc Prop</u>	<u>Fuel Quantity</u>
12/2019	SW 4	W1 7	TR	131177	505003	103702	521182	28854	1,023
12/2019	SW 4	W1 7	TR	131177	505003	103702	521198	28782	186
12/2019	SW 4	W1 7	TR	131177	505003	103702	521200	28679	403
12/2019	SW 4	W1 7	TR	131177	505003	103702	521204	28672	186
12/2019	SW 4	W1 7	TR	131177	505003	103702	521208	28780	651
12/2019	SW 4	W1 7	TR	131177	505003	103702	521212	28882	403
12/2019	SW 4	W1 7	TR	131177	505003	103702	521214	40197	651
12/2019	SW 4	W1 7	TR	131177	505003	103702	521220	28766	651
12/2019	SW 4	W1 7	TR	131177	505003	103702	521246	28844	651
12/2019	SW 4	W1 7	TR	131177	505003	103702	521250	28841	2,573
12/2019	SW 4	W1 7	TR	131177	505003	103702	521262	36868	2,880
12/2019	SW 4	W1 7	TR	131177	505003	103702	521266	28702	1,953
12/2019	SW 4	W1 7	TR	131177	505003	103702	521298	28736	527
12/2019	SW 4	W1 7	TR	131177	505003	103702	521302	28747	651
12/2019	SW 4	W1 7	TR	131177	505003	103702	521314	28661	2,077
12/2019	SW 4	W1 7	TR	131177	505003	103702	521316	28831	682
12/2019	SW 4	W1 7	TR	131177	505003	103702	521318	28829	186
12/2019	SW 4	W1 7	TR	131177	505003	103702	521322	28868	775
12/2019	SW 4	W1 7	TR	131177	505003	103702	521324	28794	837
12/2019	SW 4	W1 7	TR	131177	505003	103702	521344	28734	93
12/2019	SW 4	W1 7	TR	131177	505003	103702	521356	28774	651
12/2019	SW 4	W1 7	TR	131177	505003	103702	521374	28662	124
12/2019	SW 4	W1 7	TR	131177	505003	103702	521384	174789	62
12/2019	SW 4	W1 7	TR	131177	505003	103702	521392	28730	31
12/2019	SW 4	W1 7	TR	131177	505003	103702	521676	100052	1,302
12/2019	SW 4	W1 7	TR	131177	505003	103702	521786	28798	248
12/2019	SW 4	W1 7	TR	131177	505003	103702	523034	384136	651
12/2019	SW 4	W1 7	TR	131177	505003	103702	523035	387791	3,238
12/2019	SW 4	W1 7	TR	131644	505003	103702	510033	28873	1,103
12/2019	SW 4	W1 7	TR	131644	505003	103702	510041	11661	2,417
12/2019	SW 4	W1 7	TR	131644	505003	103702	521164	28842	2,330
12/2019	SW 4	W1 7	TR	131644	505003	103702	521210	28828	192
12/2019	SW 4	W1 7	TR	131644	505003	103702	521260	36867	365

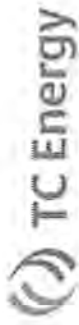


VASCR351

ANR Pipeline Company Transportation Services Fuel By Route Analysis

Reporting Year: January - December 2019
Production 12/2019

<u>Production Period</u>	<u>Receipt Segment</u>	<u>Delivery Segment</u>	<u>Service Class</u>	<u>Svc Req Contract</u>	<u>Receipt Location</u>	<u>Receipt Loc Prop</u>	<u>Delivery Location</u>	<u>Delivery Loc Prop</u>	<u>Fuel Quantity</u>
12/2019	SW 4	WI 7	TR	131644	505003	103702	521266	28702	126
12/2019	SW 4	WI 7	TR	131644	505003	103702	521288	28670	327
12/2019	SW 4	WI 7	TR	131644	505003	103702	521300	28739	168
12/2019	SW 4	WI 7	TR	131644	505003	103702	521306	28741	126
12/2019	SW 4	WI 7	TR	131644	505003	103702	521314	28661	144
12/2019	SW 4	WI 7	TR	131644	505003	103702	521610	261574	12
12/2019	SW 4	WI 7	TR	131644	505003	103702	521784	28720	1,130
12/2019	SW 4	WI 7	TR	131644	505003	103702	523034	384136	7,323
12/2019	SW 4	WI 7	TR	131644	505003	103702	523035	387791	1,452
12/2019	SW 4	WI 7	TR	132679	505003	103702	521246	28844	3,441
12/2019	SW 4	WI 7	TR	132912	505003	103702	505023	139255	9,145
12/2019	SW 4	WI 7	TR	133297	505003	103702	523034	384136	12,927
12/2019	SW 4	WI 7	TR	133496	505003	103702	521164	28842	624
12/2019	SW 4	WI 7	TR	133496	505003	103702	521260	36867	208
12/2019	SW 4	WI 7	TR	133496	505003	103702	521784	28720	208
12/2019	SW 4	WI 7	TR	133496	505003	103702	523034	384136	832
12/2019	SW 4	WI 7	TR	133496	505003	103702	523035	387791	832
12/2019	SW 4	WI 7	TR	133705	505003	103702	523035	387791	65
12/2019	SW 4	WI 7	TS	123061	505003	103702	521396	150407	369
12/2019	SW 4	WI 7	TS	123220	505003	103702	521392	28730	2,396
Segment Subtotal									
12/2019	WI 7	MI 7	TR	112565	521650	269472	505038	153808	105
12/2019	WI 7	MI 7	TR	112565	523032	384134	505038	153808	334
12/2019	WI 7	MI 7	TR	126181	523034	384136	505038	153808	104
12/2019	WI 7	MI 7	TR	132401	513127	513127	505038	153808	19
12/2019	WI 7	MI 7	TR	132509	513129	513129	505108	243097	144
12/2019	WI 7	MI 7	TR	132620	505597	505597	521985	278172	41
12/2019	WI 7	MI 7	TR	132918	510006	28808	521985	278172	33
12/2019	WI 7	MI 7	TR	133470	505597	505597	521985	278172	5
12/2019	WI 7	MI 7	TR	133470	510006	28808	521985	278172	62
12/2019	WI 7	MI 7	TR	133470	510041	11661	521985	278172	97
12/2019	WI 7	MI 7	TR	133477	510041	11661	505108	243097	99
									352,285



VASCR351

ANR Pipeline Company
Transportation Services
Fuel By Route Analysis

Reporting Year: January - December 2019
Production 12/2019

<u>Production Period</u>	<u>Receipt Segment</u>	<u>Delivery Segment</u>	<u>Service Class</u>	<u>Svc Req Contract</u>	<u>Receipt Location</u>	<u>Receipt Loc Prop</u>	<u>Delivery Location</u>	<u>Delivery Loc Prop</u>	<u>Fuel Quantity</u>
12/2019	W17	MW 6	TR	132265	510041	11661	523078	1394871	1,043
Segment Subtotal									
12/2019	W17	W17	TR	109218	510033	28873	505023	139255	1,209
12/2019	W17	W17	TR	112565	521650	269472	523032	384134	2,401
12/2019	W17	W17	TR	112923	510033	28873	505023	139255	73
12/2019	W17	W17	TR	113479	521164	28842	521258	265372	1,198
12/2019	W17	W17	TR	122248	510033	28873	521108	11702	14
12/2019	W17	W17	TR	131644	510006	28808	510033	28873	4,495
12/2019	W17	W17	TR	131644	510006	28808	510041	11661	1,933
12/2019	W17	W17	TR	131644	510006	28808	521164	28842	141
12/2019	W17	W17	TR	131644	510006	28808	521260	36867	59
12/2019	W17	W17	TR	131644	510006	28808	521288	28670	19
12/2019	W17	W17	TR	131644	510006	28808	521300	28739	25
12/2019	W17	W17	TR	131644	510006	28808	521306	28741	7
12/2019	W17	W17	TR	131644	510006	28808	521314	28661	35
12/2019	W17	W17	TR	131644	510006	28808	523034	384136	71
12/2019	W17	W17	TR	131644	510041	11661	510033	28873	48
12/2019	W17	W17	TR	131644	510041	11661	521306	28741	38
12/2019	W17	W17	TR	131644	510041	11661	523034	384136	7
12/2019	W17	W17	TR	131644	510041	11661	523035	387791	218
12/2019	W17	W17	TR	132082	510006	28808	510041	11661	83
12/2019	W17	W17	TR	132082	510006	28808	521164	28842	44
12/2019	W17	W17	TR	132082	510006	28808	521260	36867	35
12/2019	W17	W17	TR	132082	510006	28808	521314	28661	70
12/2019	W17	W17	TR	132082	510006	28808	523034	384136	23
12/2019	W17	W17	TR	132082	510006	28808	523035	387791	35
12/2019	W17	W17	TR	132082	510006	28808	523034	387791	19
12/2019	W17	W17	TR	132082	510041	11661	523034	384136	105
12/2019	W17	W17	TR	132082	510041	11661	523035	387791	15
12/2019	W17	W17	TR	132083	510006	28808	510041	11661	169
12/2019	W17	W17	TR	132083	510006	28808	521164	28842	117
12/2019	W17	W17	TR	132083	510006	28808	521260	36867	80



VASCR351

ANR Pipeline Company Transportation Services Fuel By Route Analysis

Reporting Year: *January - December 2019*
Production *12/2019*

<u>Production Period</u>	<u>Receipt Segment</u>	<u>Delivery Segment</u>	<u>Service Class</u>	<u>Svc Req Contract</u>	<u>Receipt Location</u>	<u>Receipt Loc Prop</u>	<u>Delivery Location</u>	<u>Delivery Loc Prop</u>	<u>Fuel Quantity</u>
12/2019	WI 7	WI 7	TR	132083	510041	11661	523034	384136	120
12/2019	WI 7	WI 7	TR	132168	510041	11661	521266	28702	82
12/2019	WI 7	WI 7	TR	132620	505597	505597	521266	28702	106
12/2019	WI 7	WI 7	TR	132620	510006	28808	521266	28702	56
12/2019	WI 7	WI 7	TR	132620	510041	11661	523035	387791	15
12/2019	WI 7	WI 7	TR	132682	510006	28808	510041	11661	209
12/2019	WI 7	WI 7	TR	132682	510006	28808	521164	28842	125
12/2019	WI 7	WI 7	TR	132682	510041	11661	521300	28739	7
12/2019	WI 7	WI 7	TR	132682	510041	11661	521314	28661	4
12/2019	WI 7	WI 7	TR	132682	510041	11661	523035	387791	23
12/2019	WI 7	WI 7	TR	132722	510033	28873	521178	28883	93
12/2019	WI 7	WI 7	TR	132722	510033	28873	521182	28854	31
12/2019	WI 7	WI 7	TR	132722	510033	28873	521188	28862	62
12/2019	WI 7	WI 7	TR	132722	510033	28873	521196	28771	31
12/2019	WI 7	WI 7	TR	132722	510033	28873	521266	28702	31
12/2019	WI 7	WI 7	TR	132723	510033	28873	521302	28747	93
12/2019	WI 7	WI 7	TR	132724	510033	28873	521266	28702	62
12/2019	WI 7	WI 7	TR	132799	510041	11661	523035	387791	105
12/2019	WI 7	WI 7	TR	132910	510041	11661	523035	387791	760
12/2019	WI 7	WI 7	TR	132918	510006	28808	510041	11661	209
12/2019	WI 7	WI 7	TR	132918	510006	28808	521164	28842	58
12/2019	WI 7	WI 7	TR	132918	510006	28808	521260	36867	44
12/2019	WI 7	WI 7	TR	132918	510006	28808	521288	28670	101
12/2019	WI 7	WI 7	TR	132918	510006	28808	521300	28739	24
12/2019	WI 7	WI 7	TR	132918	510006	28808	521306	28741	84
12/2019	WI 7	WI 7	TR	132918	510006	28808	521314	28661	59
12/2019	WI 7	WI 7	TR	132918	510006	28808	521328	28763	4
12/2019	WI 7	WI 7	TR	132918	510006	28808	521610	261574	5
12/2019	WI 7	WI 7	TR	132918	510006	28808	521784	28720	42
12/2019	WI 7	WI 7	TR	132918	510006	28808	523034	384136	181
12/2019	WI 7	WI 7	TR	132918	510006	28808	523035	387791	155
12/2019	WI 7	WI 7	TR	132918	510041	11661	521306	28741	7
12/2019	WI 7	WI 7	TR	132918	510041	11661	521314	28661	12



VASCR351

**ANR Pipeline Company
Transportation Services
Fuel By Route Analysis**

Reporting Year: *January - December 2019*
Production 12/2019

<u>Production Period</u>	<u>Receipt Segment</u>	<u>Delivery Segment</u>	<u>Service Class</u>	<u>Svc Req Contract</u>	<u>Receipt Location</u>	<u>Receipt Loc Prop</u>	<u>Delivery Location</u>	<u>Delivery Loc Prop</u>	<u>Fuel Quantity</u>
12/2019	W17	W17	TR	132918	510041	11661	521654	284917	87
12/2019	W17	W17	TR	132918	510041	11661	523034	384136	99
12/2019	W17	W17	TR	132918	510041	11661	523035	387791	108
12/2019	W17	W17	TR	133023	510033	28873	521392	28730	124
12/2019	W17	W17	TR	133161	510033	28873	521266	28702	31
12/2019	W17	W17	TR	133176	510041	11661	521252	28779	28
12/2019	W17	W17	TR	133176	510041	11661	521266	28702	212
12/2019	W17	W17	TR	133176	510041	11661	521314	28661	10
12/2019	W17	W17	TR	133176	510041	11661	521374	28662	4
12/2019	W17	W17	TR	133209	510006	28808	521654	284917	1
12/2019	W17	W17	TR	133209	510006	28808	523035	387791	71
12/2019	W17	W17	TR	133209	510041	11661	523034	384136	18
12/2019	W17	W17	TR	133400	513127	513127	521164	28842	16
12/2019	W17	W17	TR	133400	513127	513127	521200	28679	44
12/2019	W17	W17	TR	133470	510006	28808	523035	387791	33
12/2019	W17	W17	TR	133470	510041	11661	521266	28702	8
12/2019	W17	W17	TR	133470	510041	11661	523035	387791	155
12/2019	W17	W17	TR	133569	510033	28873	521178	28883	62
12/2019	W17	W17	TR	133574	513130	513130	521200	28679	14
12/2019	W17	W17	TR	133574	513130	513130	521260	36867	132
12/2019	W17	W17	TR	133625	510041	11661	521314	28661	21
12/2019	W17	W17	TR	133664	510006	28808	521164	28842	35
12/2019	W17	W17	TR	133664	510006	28808	521784	28720	17
12/2019	W17	W17	TR	133675	510041	11661	521314	28661	4
12/2019	W17	W17	TR	133676	510033	28873	521240	28759	14
12/2019	W17	W17	TR	133676	510033	28873	521302	28747	62
12/2019	W17	W17	TR	133676	510033	28873	521324	28794	31
12/2019	W17	W17	TR	133676	510033	28873	521328	28763	62
12/2019	W17	W17	TR	133676	510033	28873	521330	28761	31
12/2019	W17	W17	TR	133676	510033	28873	521340	28732	31
12/2019	W17	W17	TR	133676	510033	28873	521370	28788	172
12/2019	W17	W17	TR	133741	510006	28808	523034	384136	1,481
12/2019	W17	W17	TR	133741	510006	28808	523035	387791	127



VASCR351

**ANR Pipeline Company
Transportation Services
Fuel By Route Analysis**

Reporting Year: *January - December 2019*
Production 12/2019

<u>Production Period</u>	<u>Receipt Segment</u>	<u>Delivery Segment</u>	<u>Service Class</u>	<u>Svc Req Contract</u>	<u>Receipt Location</u>	<u>Receipt Loc Prop</u>	<u>Delivery Location</u>	<u>Delivery Loc Prop</u>	<u>Fuel Quantity</u>
12/2019	WI 7	WI 7	TR	133741	510033	28873	523034	384136	59
12/2019	WI 7	WI 7	TR	133741	510041	11661	523034	384136	128
Segment Subtotal									
Total for 12/2019									
Annual Grand Total									
(PPA rolled into January)									
									18,109
									2,129,411
									23,474,134

**ANR PIPELINE COMPANY
DOCKET NO. RP20-__ - __**

**Re-determination of Transporter's Use (%)s and EPC
Charges**

APPENDIX C-3

ANR 2019 Actual Throughput

Appendix C-3 provides by month the actual throughput by rate route for rate routes in which fuel was not previously retained, as follows:

Tab 1 – Monthly summaries of the actual throughput for transportation services.

Tab 2 - Detailed workpapers in support of Tab 1 monthly transportation throughput, which consists of information generated from ANR's invoicing data, showing the throughput allocated by contract.

TAB 1

ANR PIPELINE COMPANY
TRANSPORTATION SERVICES
ACTUAL THROUGHPUT BY RATE ROUTE

TSP	Rec Zn	Del Zn	1/1/2019	2/1/2019	3/1/2019	4/1/2019	5/1/2019	6/1/2019	7/1/2019	8/1/2019	9/1/2019	10/1/2019	11/1/2019	12/1/2019	Total
ANR	M2	SE	474,763	-	1,191,936	460,888	39,000	27,429	25,641	131,786	70,979	-	155,374	583,522	3,161,318
ANR	M2	SE	75	-	-	-	-	-	-	-	-	-	-	-	75
ANR	M2	SE	128,667	71,846	542,863	342,385	29,855	-	7,480	-	-	-	37,623	105,560	1,266,279
ANR	M2	SE	-	-	6,200	82,797	-	-	-	296,458	186,143	23,000	-	-	594,598
ANR	M2	SE	-	-	900	8,177	-	-	29,915	62,457	-	66,191	-	-	167,640
ANR	M2	SE	-	-	-	-	-	-	-	3,896	-	-	-	-	3,896
ANR	M2	SE	-	-	-	-	-	-	-	-	-	-	-	4,621	4,621
ANR	M2	SE	-	-	2,000	363,018	31,189	-	-	-	-	-	-	98,890	495,097
ANR	M2	SE	-	275,718	32,756	-	-	-	-	-	-	-	-	-	308,474
ANR	M2	SE	17,988	101,930	4,930	-	-	-	-	-	-	-	-	-	124,848
ANR	M2	SE	44,232	570,137	166,083	-	-	-	-	-	-	-	-	-	780,452
ANR	M2	SE	-	-	-	8,333	-	-	-	-	-	-	-	-	8,333
ANR	M2	SE	-	-	61,346	1,061,856	53,936	-	-	-	-	-	-	7,855	1,184,993
ANR	M2	SE	280,084	199,783	305,073	-	-	-	-	-	-	-	-	-	784,940
ANR	M2	SE	-	59,761	-	-	-	-	-	-	-	-	-	-	59,761
ANR	M2	SE	-	-	3,357	-	-	27,444	22,574	32,000	-	-	-	-	85,375
ANR	M2	SE	-	14,745	-	-	-	-	-	-	-	-	-	-	14,745
ANR	M2	SE	-	6,063	1,520	-	-	22,943	-	32,780	-	13,233	-	-	76,539
ANR	M2	SE	-	6,430	-	-	-	-	-	-	-	-	-	-	6,430
ANR	M2	SE	-	3,046	2,024	-	-	36,038	5,085	924	-	7,860	-	-	54,977
ANR	M2	SE	95,881	220,869	160,400	23,052	13,569	15,866	17,714	6,680	7,403	25,302	25,765	-	612,501
ANR	M2	SE	-	30,707	-	-	-	-	-	-	-	-	-	-	30,707
ANR	M2	SE	64,224	152,974	59,790	4,166	13,570	20,366	22,023	6,681	5,558	22,150	-	-	371,502
ANR	M2	SE	-	8,700	-	-	-	-	-	-	-	-	-	-	8,700
ANR	M2	SE	4,251	12,860	-	-	-	-	-	-	2,286	2,955	-	-	22,352
ANR	M2	SE	65,531	111,183	24,426	5,544	18,060	21,608	25,408	6,432	5,088	25,095	-	-	308,375
ANR	M2	SE	-	38,291	-	-	-	-	-	-	-	-	26,064	840,958	905,313
ANR	M2	SE	-	5,648	-	-	-	-	-	-	-	-	-	-	5,648
ANR	M2	SE	-	-	-	-	-	-	-	2,483	-	-	-	-	2,483
ANR	M2	SE	-	15,087	-	-	-	-	-	-	-	-	-	-	15,087
ANR	M2	SE	-	5,946	-	-	-	-	-	-	-	-	-	-	5,946
ANR	M2	SE	-	22,265	-	-	-	-	-	-	-	-	-	-	22,265
ANR	M2	SE	543,904	1,405,564	142,354	83,465	1,422,394	2,255,802	2,570,605	1,477,351	3,186,717	969,296	1,095,987	2,020,907	17,174,346
ANR	M2	SE	-	-	-	-	-	-	30,000	-	-	-	-	-	30,000
ANR	M2	SE	6,059	20,000	80,005	68,895	-	15,238	34,958	78,777	186,400	45,000	40,000	15,000	590,332
ANR	M2	SE	15,000	-	103	-	-	-	-	-	-	100,000	40,000	20,000	175,103
ANR	M2	SE	-	-	-	-	-	-	-	-	21,408	-	-	-	21,408
ANR	M2	SE	-	-	-	-	-	-	-	822,727	-	1,119,705	353,989	571,919	2,868,340
ANR	M2	SE	634,013	396,119	992,349	377,653	178,726	-	21,203	1,263,043	77,065	-	115,976	2,833,684	6,889,831
ANR	M2	SE	487,850	902,631	516,925	80,000	125,687	120,000	157,857	347,526	2,529,775	116,290	560,000	120,000	6,064,541
ANR	M2	SE	152,223	412,937	39,207	-	-	-	-	10,000	-	50,000	-	-	664,367
ANR	M2	SE	-	6,430	-	-	-	-	-	-	-	-	-	-	6,430
ANR	M2	SE	2,163,434	1,365,985	2,297,977	2,812,587	2,865,431	2,779,235	2,441,813	1,873,552	-	1,610,335	1,601,495	2,373,081	24,184,925
			5,178,179	6,443,655	6,634,524	5,782,816	4,791,417	5,341,969	5,382,276	6,485,553	6,278,822	4,196,412	4,052,273	9,595,997	70,163,893

ANR PIPELINE COMPANY
TRANSPORTATION SERVICES
ACTUAL THROUGHPUT BY RATE ROUTE

TSP	Rec Zn	Del Zn	1/1/2019	2/1/2019	3/1/2019	4/1/2019	5/1/2019	6/1/2019	7/1/2019	8/1/2019	9/1/2019	10/1/2019	11/1/2019	12/1/2019	Total
ANR	M3	M2	-	-	-	-	-	-	-	5,072	-	-	-	-	5,072
ANR	M3	M2	26,100	-	122,940	250,150	881,871	935,500	175,398	882,048	929,386	-	159,654	551,238	4,914,285
ANR	M3	M2	-	-	-	-	15,000	-	-	-	386	-	67,007	-	82,393
ANR	M3	M2	-	-	-	-	-	20,294	-	-	-	-	188,381	-	208,675
ANR	M3	M2	-	-	-	155,500	-	-	-	-	-	-	-	-	155,500
ANR	M3	M2	2,069	34,000	1,500	-	-	-	-	-	-	-	-	-	37,569
ANR	M3	M2	-	-	-	-	14,604	-	-	-	25,000	-	-	-	39,604
ANR	M3	M2	156,691	-	279,108	638,525	1,187,175	1,494,906	1,263,803	387,879	873,047	63,576	551,067	342,278	7,238,055
ANR	M3	M2	5,410	930	15,041	20,189	11,795	19,901	16,890	19,664	-	-	-	-	109,820
ANR	M3	M2	-	-	-	25,000	70,000	80,000	206,522	30,000	96,159	55,938	169,061	-	732,680
ANR	M3	M2	-	-	-	17,264	2,249	-	-	-	-	-	-	-	19,513
ANR	M3	M2	4,474	29,749	4,147	532,030	20,266	9,325	-	78,920	9,045	252,167	117,855	92,982	1,150,960
ANR	M3	M2	-	-	-	-	12,000	-	-	46,000	-	-	-	-	58,000
ANR	M3	M2	12,002	13,212	-	-	-	-	-	-	-	-	-	-	25,214
ANR	M3	M2	-	-	-	61,548	587	14,539	9,451	-	1,604	19,612	733	-	108,074
ANR	M3	M2	-	-	-	-	-	-	-	-	-	-	-	54	54
ANR	M3	M2	-	-	-	-	71,421	98,543	151,866	88,651	175,000	76,046	35,072	-	696,599
ANR	M3	M2	1,458,914	710,000	874,752	148,699	743,914	264,631	1,061,878	1,799,354	1,251,972	324,927	701,209	655,788	9,996,038
ANR	M3	M2	8,772	1,780	3,941	-	9,916	-	-	-	-	-	-	-	24,409
ANR	M3	M2	40,000	-	-	15,000	35,000	125,000	165,100	136,068	188,383	40,000	273,990	-	1,018,541
ANR	M3	M2	9,198,330	7,584,804	9,284,798	8,737,071	9,144,101	8,516,917	9,086,846	9,025,537	8,714,886	9,046,333	9,000,000	9,300,000	106,639,623
ANR	M3	M2	50,771	18,750	42,716	196,334	-	86	3,480	272,606	79,294	931,410	246,277	415,837	2,257,561
ANR	M3	M2	-	-	-	9,000	-	-	-	28,000	60,000	22,000	-	-	119,000
ANR	M3	M2	14,000	388	-	-	-	-	-	-	-	-	-	-	14,388
ANR	M3	M2	5,929	-	-	54,843	308	85,877	7,265	3,242	-	26,994	-	-	184,458
ANR	M3	M2	40,000	-	-	45,208	35,000	-	75,000	91,329	155,000	121,712	35,000	23,728	621,977
			11,023,462	8,393,613	10,628,943	10,906,361	12,275,501	11,645,225	12,223,499	12,894,370	12,559,162	10,980,715	11,545,306	11,381,905	136,458,062
ANR	M3	SE	-	-	-	128	-	-	1	603	196	-	1	-	929
ANR	M3	SE	-	-	34	-	-	-	-	-	245	-	-	-	279
ANR	M3	SE	-	-	-	-	-	-	-	-	3,763	-	-	-	3,763
ANR	M3	SE	-	-	-	-	-	-	-	-	-	2,932	-	-	2,932
ANR	M3	SE	-	105,000	121,905	146,195	119,535	-	-	-	-	-	54,331	-	546,966
ANR	M3	SE	4,722	-	-	47,825	-	-	-	-	-	-	-	-	52,547
ANR	M3	SE	-	-	-	-	-	-	-	8,445	-	982,069	15,000	-	1,005,514
ANR	M3	SE	712,258	718,797	785,404	929,128	993,663	882,180	967,698	957,277	930,369	972,708	931,130	940,476	10,721,088
ANR	M3	SE	-	-	-	4,111	-	-	-	-	-	-	-	-	4,111
ANR	M3	SE	4,516,503	2,494,368	2,121,218	3,340,792	5,890,174	5,117,483	5,212,378	4,856,201	5,232,505	4,328,518	6,617,494	5,789,163	55,516,797
ANR	M3	SE	279,739	246,926	279,446	-	-	-	-	-	-	-	-	-	806,111
ANR	M3	SE	-	-	10,363	72,149	-	-	-	62,600	-	-	-	-	145,112
ANR	M3	SE	-	-	-	46,140	7,242	2	-	-	34,285	4,923	-	-	92,592
ANR	M3	SE	-	-	-	56,021	-	-	-	-	-	-	-	-	56,021
ANR	M3	SE	4,675	9,878	-	-	-	-	-	58,286	-	-	-	-	72,839
ANR	M3	SE	109,549	9,620	115,303	1,032	-	-	-	-	-	-	-	-	235,504
ANR	M3	SE	96,338	255,000	1,104,948	1,244,317	70,760	11,733	83,324	416,489	75,437	2,967	-	8,142	3,369,455

ANR PIPELINE COMPANY
TRANSPORTATION SERVICES
ACTUAL THROUGHPUT BY RATE ROUTE

TSP	Rec Zn	Del Zn	1/1/2019	2/1/2019	3/1/2019	4/1/2019	5/1/2019	6/1/2019	7/1/2019	8/1/2019	9/1/2019	10/1/2019	11/1/2019	12/1/2019	Total
ANR	M3	SE	-		25,056					27,040			8,539		60,635
ANR	M3	SE	743,568	413,193	1,138,384	123,810							-	-	2,418,955
ANR	M3	SE	547,677	313,601	438,182	595,212	668,521	635,409	638,676	641,171	588,320	574,308	-	-	5,641,077
ANR	M3	SE	376,038	432,398	384,166	77,281				58,097			-	-	1,327,980
ANR	M3	SE	190,135	10,061	492,963	777,252	486,565	842,223	891,867	847,301	866,470	840,392	3,680		6,248,909
ANR	M3	SE	8,234,519	5,910,037	3,230,417	8,164,930	9,309,890	6,505,494	7,643,396	6,008,048	6,219,209	9,201,128	7,729,922	5,146,819	83,303,809
ANR	M3	SE	4,100	746,814	1,124,279	961,294	-	-	1,011,555	1,254,996	-	-	-	-	5,103,038
ANR	M3	SE	-	-	-	7,649	-	-	-	-	-	-	-	-	7,649
ANR	M3	SE	-	-	-	-	-	-	-	-	40,669	1,673	-	-	42,342
ANR	M3	SE	-	-	51,328	-	-	-	171,073	67,532	-	-	-	-	289,933
ANR	M3	SE	24,000	65,900	30,000	72,588	-	-	-	-	-	-	-	-	192,488
ANR	M3	SE	-	-	-	-	-	-	-	18,274	-	-	-	316	18,590
ANR	M3	SE	-	736,298	1,037,582	356,380	-	-	599,986	321,620	-	-	-	-	3,051,866
ANR	M3	SE	1,790,739	1,355,226	3,455,988	2,155,169	3,099,425	5,249,859	1,850,434	1,719,175	4,477,193	3,565,000	2,540,172	2,359,860	33,618,240
ANR	M3	SE	799,083	102,000	700,480	801,482	919,630	856,691	968,387	576,665	800,479	860,156	1,747,889	2,071,307	11,204,249
ANR	M3	SE	-	68,075	-	51,044	6,500	-	-	80,286	-	-	203,400	948,596	1,357,901
ANR	M3	SE	-	-	10,329	129,064	-	-	-	-	-	-	-	69,201	208,594
ANR	M3	SE	52,286	803,166	680,358	139,499	-	-	681,228	745,813	-	-	-	-	3,102,350
ANR	M3	SE	232,470	52,287	-	-	-	-	19,720	86,125	32,818	-	-	-	423,420
ANR	M3	SE	1,136,359	555,464	1,220,148	1,383,876	1,620,493	1,140,254	1,380,890	1,379,990	940,802	1,119,642	594,220	1,547,830	14,019,968
			19,854,758	15,404,109	18,558,281	21,684,368	23,192,398	21,241,328	22,120,613	20,192,034	20,242,760	22,456,416	20,445,778	18,881,710	244,274,553
ANR	M3	SW	-	-	-	-	-	29	-	-	-	-	-	-	29
ANR	M3	SW	-	-	1,369	-	-	-	-	-	-	-	-	-	1,369
			-	-	1,369	-	-	29	-	-	-	-	-	-	1,398
ANR	M5	SW	-	-	-	-	-	-	-	229	9,897	12,050	6,058	-	28,234
ANR	M5	SW	-	-	-	-	-	-	2,056	19,906	47,709	103,196	58,596	-	231,463
ANR	M5	SW	-	-	120,000	-	-	-	-	-	-	-	-	-	120,000
			-	-	120,000	-	-	-	2,056	20,135	57,606	115,246	64,654	-	379,697
ANR	M7	M2	125,522	-	-	-	-	-	-	-	-	-	-	-	125,522
ANR	M7	M2	34,815	33,246	90,162	4,118	1,646	1,814	1,823	6,541	299	1,989	52,518	15,604	244,575
ANR	M7	M2	28,154	23,301	29,219	29,044	33,007	32,087	32,164	26,924	29,494	31,221	35,434	37,764	367,813
ANR	M7	M2	-	-	-	-	-	-	-	-	-	54	-	-	54
ANR	M7	M2	9,000	-	-	-	-	-	-	-	-	-	-	-	9,000
ANR	M7	M2	75,941	-	-	-	-	-	-	-	-	-	-	-	75,941
			273,432	56,547	119,381	33,162	34,653	33,901	33,987	33,465	29,793	33,264	87,952	53,368	822,905
ANR	M7	M5	-	10,000	-	-	-	-	-	-	-	-	-	-	10,000
ANR	M7	M5	-	-	56,800	-	-	-	-	-	-	-	-	-	56,800
ANR	M7	M5	-	15,500	-	-	-	-	-	-	-	-	-	-	15,500
			-	25,500	56,800	-	-	-	-	-	-	-	-	-	82,300
ANR	M7	SE	-	-	10,000	-	-	-	-	-	-	-	-	-	10,000
ANR	M7	SE	400	-	-	-	-	-	-	-	-	-	-	-	400
			400	-	10,000	-	-	-	-	-	-	-	-	-	10,400
ANR	M7	SW	-	318,357	49,921	-	-	-	-	-	-	-	-	-	368,278
ANR	M7	SW	-	3,157	42,280	-	107	-	-	-	-	-	-	313	45,857

ANR PIPELINE COMPANY
TRANSPORTATION SERVICES
ACTUAL THROUGHPUT BY RATE ROUTE

TSP	Rec Zn	Del Zn	1/1/2019	2/1/2019	3/1/2019	4/1/2019	5/1/2019	6/1/2019	7/1/2019	8/1/2019	9/1/2019	10/1/2019	11/1/2019	12/1/2019	Total
ANR	M7	SW	-	73,478	25,000	-	-	-	-	-	-	-	-	-	98,478
ANR	M7	SW	-	-	18,500	-	-	-	-	-	-	-	-	-	18,500
ANR	M7	SW	-	-	-	-	-	58	-	-	-	-	-	-	58
			-	394,992	135,701	-	107	58	-	-	-	-	-	313	531,171
			36,330,231	30,718,416	36,264,999	38,406,707	40,294,076	38,262,510	39,762,431	39,625,557	39,168,143	37,782,053	36,195,963	39,913,293	452,724,379

TAB 2

**ANR PIPELINE COMPANY
TRANSPORTATION SERVICES
ACTUAL THROUGHPUT BY RATE ROUTE**

Production									Sched
Date	TSP	Rec Zn	Del Zn	Rec Loc Name	Del Loc Name	Svc Req K	Svc Cd	Svc Req Name	Throughput
1/1/2019	ANR	M2	SE	FAYETTEVILLE EXPRESS	ACADIA 2 INT DEL	124160	FTS-1	GULFPORT ENERGY CORPORATION	40,000
1/1/2019	ANR	M2	SE	FAYETTEVILLE EXPRESS	ACADIA 2 INT DEL	132075	FTS-1	ECO-ENERGY, LLC	434,763
1/1/2019	ANR	M2	SE	FAYETTEVILLE EXPRESS	EGAN (DELIVERY) INT	114655	FTS-3	TENNESSEE VALLEY AUTHORITY	75
1/1/2019	ANR	M2	SE	FAYETTEVILLE EXPRESS	S E CDP (TRANSMISSION)	124160	FTS-1	GULFPORT ENERGY CORPORATION	99,886
1/1/2019	ANR	M2	SE	FAYETTEVILLE EXPRESS	S E CDP (TRANSMISSION)	126997	ITS	SHELL ENERGY NORTH AMERICA (US), L.P.	28,781
1/1/2019	ANR	M2	SE	LIDDIEVILLE	TEPETATE	131918	FTS-1	TENASKA MARKETING VENTURES	17,988
1/1/2019	ANR	M2	SE	LIDDIEVILLE	WEEKS ISLA/LIG PL	131918	FTS-1	TENASKA MARKETING VENTURES	44,232
1/1/2019	ANR	M2	SE	LIDDIEVILLE 42	SHADYSIDE/SONAT (DEL)	131280	FTS-1	MACQUARIE ENERGY LLC	280,084
1/1/2019	ANR	M2	SE	PINE PRAIRIE NORTH REC	ACADIA 2 INT DEL	132092	FTS-1	TENASKA MARKETING VENTURES	95,881
1/1/2019	ANR	M2	SE	PINE PRAIRIE NORTH REC	SHADYSIDE/SONAT (DEL)	131919	FTS-1	TENASKA MARKETING VENTURES	64,224
1/1/2019	ANR	M2	SE	PINE PRAIRIE NORTH REC	TEPETATE	131918	FTS-1	TENASKA MARKETING VENTURES	4,251
1/1/2019	ANR	M2	SE	PINE PRAIRIE NORTH REC	WEEKS ISLA/LIG PL	131918	FTS-1	TENASKA MARKETING VENTURES	65,531
1/1/2019	ANR	M2	SE	TIGER INTERCONNECT	ACADIA 2 INT DEL	132075	FTS-1	ECO-ENERGY, LLC	517,662
1/1/2019	ANR	M2	SE	TIGER INTERCONNECT	ACADIA 2 INT DEL	132092	FTS-1	TENASKA MARKETING VENTURES	26,242
1/1/2019	ANR	M2	SE	TIGER INTERCONNECT	BOBCAT STORAGE (DEL)	115458	FTS-1	CHESAPEAKE ENERGY MARKETING, L.L.C.	6,059
1/1/2019	ANR	M2	SE	TIGER INTERCONNECT	EGAN (DELIVERY) INT	115458	FTS-1	CHESAPEAKE ENERGY MARKETING, L.L.C.	15,000
1/1/2019	ANR	M2	SE	TIGER INTERCONNECT	S E CDP (TRANSMISSION)	115458	FTS-1	CHESAPEAKE ENERGY MARKETING, L.L.C.	261,077
1/1/2019	ANR	M2	SE	TIGER INTERCONNECT	S E CDP (TRANSMISSION)	124160	FTS-1	GULFPORT ENERGY CORPORATION	34,800
1/1/2019	ANR	M2	SE	TIGER INTERCONNECT	S E CDP (TRANSMISSION)	126997	ITS	SHELL ENERGY NORTH AMERICA (US), L.P.	338,136
1/1/2019	ANR	M2	SE	TIGER INTERCONNECT	SHADYSIDE/SONAT (DEL)	115458	FTS-1	CHESAPEAKE ENERGY MARKETING, L.L.C.	487,850
1/1/2019	ANR	M2	SE	TIGER INTERCONNECT	SHADYSIDE/TGP (DEL)	115458	FTS-1	CHESAPEAKE ENERGY MARKETING, L.L.C.	152,223
1/1/2019	ANR	M2	SE	TIGER INTERCONNECT	WEEKS ISLA/LIG PL	115458	FTS-1	CHESAPEAKE ENERGY MARKETING, L.L.C.	2,163,434
1/1/2019	ANR	M3	M2	LEBANON/DOMINION RECEIPT	ALLEN PLANT	125083	FTS-1	ANTERO RESOURCES CORPORATION	26,100
1/1/2019	ANR	M3	M2	LEBANON/DOMINION RECEIPT	SOMERVILLE NORTH INT	131941	FTS-1	TWIN EAGLE RESOURCE MANAGEMENT, LLC	2,069
1/1/2019	ANR	M3	M2	REX SHELBYVILLE	ALLEN PLANT	124160	FTS-1	GULFPORT ENERGY CORPORATION	59,293
1/1/2019	ANR	M3	M2	REX SHELBYVILLE	ALLEN PLANT	126586	FTS-3	TENNESSEE VALLEY AUTHORITY	97,398
1/1/2019	ANR	M3	M2	REX SHELBYVILLE	BAXTER HEALTH INT	131279	FTS-1	BP ENERGY COMPANY	5,410
1/1/2019	ANR	M3	M2	REX SHELBYVILLE	PINE PRAIRIE NORTH DEL	124160	FTS-1	GULFPORT ENERGY CORPORATION	500
1/1/2019	ANR	M3	M2	REX SHELBYVILLE	PINE PRAIRIE NORTH DEL	132081	FTS-1	EDF TRADING NORTH AMERICA, LLC	3,178
1/1/2019	ANR	M3	M2	REX SHELBYVILLE	PINE PRAIRIE NORTH DEL	132084	FTS-1	EDF TRADING NORTH AMERICA, LLC	796
1/1/2019	ANR	M3	M2	REX SHELBYVILLE	SOMERVILLE NORTH INT	131941	FTS-1	TWIN EAGLE RESOURCE MANAGEMENT, LLC	12,002
1/1/2019	ANR	M3	M2	WESTRICK	ALLEN PLANT	124160	FTS-1	GULFPORT ENERGY CORPORATION	808,514
1/1/2019	ANR	M3	M2	WESTRICK	ALLEN PLANT	125083	FTS-1	ANTERO RESOURCES CORPORATION	650,400
1/1/2019	ANR	M3	M2	WESTRICK	BAXTER HEALTH INT	131279	FTS-1	BP ENERGY COMPANY	8,772
1/1/2019	ANR	M3	M2	WESTRICK	BROWNSVILLE INTERCONNECT	125083	FTS-1	ANTERO RESOURCES CORPORATION	40,000
1/1/2019	ANR	M3	M2	WESTRICK	DURALDE EVANGELINE INT	125082	FTS-1	ANTERO RESOURCES CORPORATION	9,198,330
1/1/2019	ANR	M3	M2	WESTRICK	PINE PRAIRIE NORTH DEL	124160	FTS-1	GULFPORT ENERGY CORPORATION	49,500
1/1/2019	ANR	M3	M2	WESTRICK	PINE PRAIRIE NORTH DEL	132084	FTS-1	EDF TRADING NORTH AMERICA, LLC	1,271
1/1/2019	ANR	M3	M2	WESTRICK	SOMERVILLE NORTH INT	131941	FTS-1	TWIN EAGLE RESOURCE MANAGEMENT, LLC	14,000
1/1/2019	ANR	M3	M2	WESTRICK	TIGER INTERCONNECT	131918	FTS-1	TENASKA MARKETING VENTURES	3,455

**ANR PIPELINE COMPANY
TRANSPORTATION SERVICES
ACTUAL THROUGHPUT BY RATE ROUTE**

Production								Sched	
Date	TSP	Rec Zn	Del Zn	Rec Loc Name	Del Loc Name	Svc Req K	Svc Cd	Svc Req Name	Throughput
1/1/2019	ANR	M3	M2	WESTRICK	TIGER INTERCONNECT	132089	FTS-1	DTE ENERGY TRADING, INC.	2,474
1/1/2019	ANR	M3	M2	WESTRICK	WEAKLEY COUNTY INT	125083	FTS-1	ANTERO RESOURCES CORPORATION	40,000
1/1/2019	ANR	M3	SE	LEBANON/DOMINION RECEIPT	S E CDP (TRANSMISSION)	124160	FTS-1	GULFPORT ENERGY CORPORATION	4,722
1/1/2019	ANR	M3	SE	LEBANON/GLEN KARN REC	S E CDP (TRANSMISSION)	132091	FTS-1	BP ENERGY COMPANY	712,258
1/1/2019	ANR	M3	SE	REX SHELBYVILLE	ACADIA 2 INT DEL	123658	FTS-1	EQT ENERGY, LLC	554,136
1/1/2019	ANR	M3	SE	REX SHELBYVILLE	ACADIA 2 INT DEL	123659	FTS-1	EQT ENERGY, LLC	554,275
1/1/2019	ANR	M3	SE	REX SHELBYVILLE	ACADIA 2 INT DEL	124160	FTS-1	GULFPORT ENERGY CORPORATION	118,934
1/1/2019	ANR	M3	SE	REX SHELBYVILLE	ACADIA 2 INT DEL	125852	FTS-1	EQT ENERGY, LLC	900,575
1/1/2019	ANR	M3	SE	REX SHELBYVILLE	ACADIA 2 INT DEL	132075	FTS-1	ECO-ENERGY, LLC	389,535
1/1/2019	ANR	M3	SE	REX SHELBYVILLE	ACADIA 2 INT DEL	132081	FTS-1	EDF TRADING NORTH AMERICA, LLC	331,186
1/1/2019	ANR	M3	SE	REX SHELBYVILLE	ACADIA 2 INT DEL	132084	FTS-1	EDF TRADING NORTH AMERICA, LLC	693,803
1/1/2019	ANR	M3	SE	REX SHELBYVILLE	ACADIA 2 INT DEL	132085	FTS-1	CASTLETON COMMODITIES MERCHANT TRADING L	566,266
1/1/2019	ANR	M3	SE	REX SHELBYVILLE	ACADIA 2 INT DEL	132092	FTS-1	TENASKA MARKETING VENTURES	407,793
1/1/2019	ANR	M3	SE	REX SHELBYVILLE	AVALON	132081	FTS-1	EDF TRADING NORTH AMERICA, LLC	279,739
1/1/2019	ANR	M3	SE	REX SHELBYVILLE	PINE PRAIRIE SOUTH DEL	123658	FTS-1	EQT ENERGY, LLC	1,388
1/1/2019	ANR	M3	SE	REX SHELBYVILLE	PINE PRAIRIE SOUTH DEL	123659	FTS-1	EQT ENERGY, LLC	1,252
1/1/2019	ANR	M3	SE	REX SHELBYVILLE	PINE PRAIRIE SOUTH DEL	125852	FTS-1	EQT ENERGY, LLC	2,035
1/1/2019	ANR	M3	SE	REX SHELBYVILLE	RIVERWAY (TO BRIDGELINE)	132081	FTS-1	EDF TRADING NORTH AMERICA, LLC	109,549
1/1/2019	ANR	M3	SE	REX SHELBYVILLE	S E CDP (TRANSMISSION)	120948	ITS	SHELL ENERGY NORTH AMERICA (US), L.P.	1,000
1/1/2019	ANR	M3	SE	REX SHELBYVILLE	S E CDP (TRANSMISSION)	124160	FTS-1	GULFPORT ENERGY CORPORATION	75,638
1/1/2019	ANR	M3	SE	REX SHELBYVILLE	S E CDP (TRANSMISSION)	131280	FTS-1	MACQUARIE ENERGY LLC	4,300
1/1/2019	ANR	M3	SE	REX SHELBYVILLE	S E CDP (TRANSMISSION)	132074	FTS-1	DIRECT ENERGY BUSINESS MARKETING, LLC	15,400
1/1/2019	ANR	M3	SE	REX SHELBYVILLE	SHADYSIDE/TGP (DEL)	132074	FTS-1	DIRECT ENERGY BUSINESS MARKETING, LLC	743,568
1/1/2019	ANR	M3	SE	REX SHELBYVILLE	ST LANDRY/FL INT	131280	FTS-1	MACQUARIE ENERGY LLC	276,526
1/1/2019	ANR	M3	SE	REX SHELBYVILLE	ST LANDRY/FL INT	132081	FTS-1	EDF TRADING NORTH AMERICA, LLC	1,475
1/1/2019	ANR	M3	SE	REX SHELBYVILLE	ST LANDRY/FL INT	132084	FTS-1	EDF TRADING NORTH AMERICA, LLC	269,676
1/1/2019	ANR	M3	SE	REX SHELBYVILLE	ST MARTINVILLE E TO LRC	132081	FTS-1	EDF TRADING NORTH AMERICA, LLC	376,038
1/1/2019	ANR	M3	SE	REX SHELBYVILLE	WEEKS ISLA/LIG PL	131279	FTS-1	BP ENERGY COMPANY	190,135
1/1/2019	ANR	M3	SE	WESTRICK	ACADIA 2 INT DEL	124160	FTS-1	GULFPORT ENERGY CORPORATION	16,066
1/1/2019	ANR	M3	SE	WESTRICK	ACADIA 2 INT DEL	125083	FTS-1	ANTERO RESOURCES CORPORATION	6,673,900
1/1/2019	ANR	M3	SE	WESTRICK	ACADIA 2 INT DEL	132081	FTS-1	EDF TRADING NORTH AMERICA, LLC	303,983
1/1/2019	ANR	M3	SE	WESTRICK	ACADIA 2 INT DEL	132084	FTS-1	EDF TRADING NORTH AMERICA, LLC	65,114
1/1/2019	ANR	M3	SE	WESTRICK	ACADIA 2 INT DEL	132085	FTS-1	CASTLETON COMMODITIES MERCHANT TRADING L	815,456
1/1/2019	ANR	M3	SE	WESTRICK	ACADIA 2 INT DEL	132092	FTS-1	TENASKA MARKETING VENTURES	360,000
1/1/2019	ANR	M3	SE	WESTRICK	AVALON	132081	FTS-1	EDF TRADING NORTH AMERICA, LLC	4,100
1/1/2019	ANR	M3	SE	WESTRICK	LOWRY PLANT INLET	131919	FTS-1	TENASKA MARKETING VENTURES	24,000
1/1/2019	ANR	M3	SE	WESTRICK	S E CDP (TRANSMISSION)	124160	FTS-1	GULFPORT ENERGY CORPORATION	85,102
1/1/2019	ANR	M3	SE	WESTRICK	S E CDP (TRANSMISSION)	125083	FTS-1	ANTERO RESOURCES CORPORATION	1,513,558
1/1/2019	ANR	M3	SE	WESTRICK	S E CDP (TRANSMISSION)	131279	FTS-1	BP ENERGY COMPANY	1,870
1/1/2019	ANR	M3	SE	WESTRICK	S E CDP (TRANSMISSION)	131919	FTS-1	TENASKA MARKETING VENTURES	6,000

**ANR PIPELINE COMPANY
TRANSPORTATION SERVICES
ACTUAL THROUGHPUT BY RATE ROUTE**

Production								Sched	
Date	TSP	Rec Zn	Del Zn	Rec Loc Name	Del Loc Name	Svc Req K	Svc Cd	Svc Req Name	Throughput
1/1/2019	ANR	M3	SE	WESTRICK	S E CDP (TRANSMISSION)	132089	FTS-1	DTE ENERGY TRADING, INC.	184,209
1/1/2019	ANR	M3	SE	WESTRICK	SHADYSIDE/SONAT (DEL)	131919	FTS-1	TENASKA MARKETING VENTURES	799,083
1/1/2019	ANR	M3	SE	WESTRICK	ST MARTINVILLE E TO LRC	132081	FTS-1	EDF TRADING NORTH AMERICA, LLC	52,286
1/1/2019	ANR	M3	SE	WESTRICK	TEPETATE	131918	FTS-1	TENASKA MARKETING VENTURES	232,470
1/1/2019	ANR	M3	SE	WESTRICK	WEEKS ISLA/LIG PL	131279	FTS-1	BP ENERGY COMPANY	299,890
1/1/2019	ANR	M3	SE	WESTRICK	WEEKS ISLA/LIG PL	131918	FTS-1	TENASKA MARKETING VENTURES	836,469
1/1/2019	ANR	M7	M2	ALLIANCE/ANR INT	PINE PRAIRIE NORTH DEL	129331	FTS-1	TENASKA MARKETING VENTURES	125,522
1/1/2019	ANR	M7	M2	ANRPL STORAGE FACILITIES	GLEASON	106308	FTS-1	THE WEST TENNESSEE PUBLIC UTILITY DISTRI	34,815
1/1/2019	ANR	M7	M2	FARWELL (RECEIPT)	DURALDE EVANGELINE INT	125883	FTS-1	ELEMENT MARKETS RENEWABLE NATURAL GAS, L	28,154
1/1/2019	ANR	M7	M2	MINOOKA INTERCONNECT	PINE PRAIRIE NORTH DEL	129331	FTS-1	TENASKA MARKETING VENTURES	9,000
1/1/2019	ANR	M7	M2	WILL COUNTY INT	PINE PRAIRIE NORTH DEL	129331	FTS-1	TENASKA MARKETING VENTURES	75,941
1/1/2019	ANR	M7	SE	ANRPL STORAGE FACILITIES	S E CDP (TRANSMISSION)	131700	FTS-1	CONSTELLATION NEWENERGY - GAS DIVISION,	265
1/1/2019	ANR	M7	SE	ANRPL STORAGE FACILITIES	S E CDP (TRANSMISSION)	131701	FTS-1	CONSTELLATION NEWENERGY - GAS DIVISION,	135
2/1/2019	ANR	M2	SE	FAYETTEVILLE EXPRESS	S E CDP (TRANSMISSION)	126997	ITS	SHELL ENERGY NORTH AMERICA (US), L.P.	71,846
2/1/2019	ANR	M2	SE	LIDDIEVILLE	SHADYSIDE/SONAT (DEL)	131919	FTS-1	TENASKA MARKETING VENTURES	275,718
2/1/2019	ANR	M2	SE	LIDDIEVILLE	TEPETATE	131918	FTS-1	TENASKA MARKETING VENTURES	101,930
2/1/2019	ANR	M2	SE	LIDDIEVILLE	WEEKS ISLA/LIG PL	131918	FTS-1	TENASKA MARKETING VENTURES	570,137
2/1/2019	ANR	M2	SE	LIDDIEVILLE 42	SHADYSIDE/SONAT (DEL)	131280	FTS-1	MACQUARIE ENERGY LLC	199,783
2/1/2019	ANR	M2	SE	LIDDIEVILLE 42	ST LANDRY/FL INT	131280	FTS-1	MACQUARIE ENERGY LLC	59,761
2/1/2019	ANR	M2	SE	MIDCONTINENT EXPRESS	LOWRY PLANT INLET	132092	FTS-1	TENASKA MARKETING VENTURES	14,745
2/1/2019	ANR	M2	SE	MIDCONTINENT EXPRESS	SHADYSIDE/SONAT (DEL)	131919	FTS-1	TENASKA MARKETING VENTURES	6,063
2/1/2019	ANR	M2	SE	MIDCONTINENT EXPRESS	TEPETATE	131918	FTS-1	TENASKA MARKETING VENTURES	6,430
2/1/2019	ANR	M2	SE	MIDCONTINENT EXPRESS	WEEKS ISLA/LIG PL	131918	FTS-1	TENASKA MARKETING VENTURES	3,046
2/1/2019	ANR	M2	SE	PINE PRAIRIE NORTH REC	ACADIA 2 INT DEL	132092	FTS-1	TENASKA MARKETING VENTURES	220,869
2/1/2019	ANR	M2	SE	PINE PRAIRIE NORTH REC	LOWRY PLANT INLET	131919	FTS-1	TENASKA MARKETING VENTURES	21,100
2/1/2019	ANR	M2	SE	PINE PRAIRIE NORTH REC	LOWRY PLANT INLET	132092	FTS-1	TENASKA MARKETING VENTURES	9,607
2/1/2019	ANR	M2	SE	PINE PRAIRIE NORTH REC	SHADYSIDE/SONAT (DEL)	131919	FTS-1	TENASKA MARKETING VENTURES	152,974
2/1/2019	ANR	M2	SE	PINE PRAIRIE NORTH REC	SHADYSIDE/TGP (DEL)	131919	FTS-1	TENASKA MARKETING VENTURES	8,700
2/1/2019	ANR	M2	SE	PINE PRAIRIE NORTH REC	TEPETATE	131918	FTS-1	TENASKA MARKETING VENTURES	12,860
2/1/2019	ANR	M2	SE	PINE PRAIRIE NORTH REC	WEEKS ISLA/LIG PL	131918	FTS-1	TENASKA MARKETING VENTURES	111,183
2/1/2019	ANR	M2	SE	RICHLAND SOUTH INT	ACADIA 2 INT DEL	132092	FTS-1	TENASKA MARKETING VENTURES	38,291
2/1/2019	ANR	M2	SE	RICHLAND SOUTH INT	LOWRY PLANT INLET	132092	FTS-1	TENASKA MARKETING VENTURES	5,648
2/1/2019	ANR	M2	SE	RICHLAND SOUTH INT	SHADYSIDE/SONAT (DEL)	131919	FTS-1	TENASKA MARKETING VENTURES	15,087
2/1/2019	ANR	M2	SE	RICHLAND SOUTH INT	TEPETATE	131918	FTS-1	TENASKA MARKETING VENTURES	5,946
2/1/2019	ANR	M2	SE	RICHLAND SOUTH INT	WEEKS ISLA/LIG PL	131918	FTS-1	TENASKA MARKETING VENTURES	22,265
2/1/2019	ANR	M2	SE	TIGER INTERCONNECT	ACADIA 2 INT DEL	132092	FTS-1	TENASKA MARKETING VENTURES	335,978
2/1/2019	ANR	M2	SE	TIGER INTERCONNECT	ACADIA 2 INT DEL	132235	FTS-1	ECO-ENERGY NATURAL GAS, LLC	1,069,586
2/1/2019	ANR	M2	SE	TIGER INTERCONNECT	BOBCAT STORAGE (DEL)	115458	FTS-1	CHESAPEAKE ENERGY MARKETING, L.L.C.	20,000
2/1/2019	ANR	M2	SE	TIGER INTERCONNECT	S E CDP (TRANSMISSION)	115458	FTS-1	CHESAPEAKE ENERGY MARKETING, L.L.C.	264,740
2/1/2019	ANR	M2	SE	TIGER INTERCONNECT	S E CDP (TRANSMISSION)	126997	ITS	SHELL ENERGY NORTH AMERICA (US), L.P.	131,379

**ANR PIPELINE COMPANY
TRANSPORTATION SERVICES
ACTUAL THROUGHPUT BY RATE ROUTE**

Production								Sched	
Date	TSP	Rec Zn	Del Zn	Rec Loc Name	Del Loc Name	Svc Req K	Svc Cd	Svc Req Name	Throughput
2/1/2019	ANR	M2	SE	TIGER INTERCONNECT	SHADYSIDE/SONAT (DEL)	115458	FTS-1	CHESAPEAKE ENERGY MARKETING, L.L.C.	725,059
2/1/2019	ANR	M2	SE	TIGER INTERCONNECT	SHADYSIDE/SONAT (DEL)	131919	FTS-1	TENASKA MARKETING VENTURES	177,572
2/1/2019	ANR	M2	SE	TIGER INTERCONNECT	SHADYSIDE/TGP (DEL)	115458	FTS-1	CHESAPEAKE ENERGY MARKETING, L.L.C.	412,937
2/1/2019	ANR	M2	SE	TIGER INTERCONNECT	TEPETATE	131918	FTS-1	TENASKA MARKETING VENTURES	6,430
2/1/2019	ANR	M2	SE	TIGER INTERCONNECT	WEEKS ISLA/LIG PL	115458	FTS-1	CHESAPEAKE ENERGY MARKETING, L.L.C.	1,354,969
2/1/2019	ANR	M2	SE	TIGER INTERCONNECT	WEEKS ISLA/LIG PL	131918	FTS-1	TENASKA MARKETING VENTURES	11,016
2/1/2019	ANR	M3	M2	LEBANON/DOMINION RECEIPT	SOMERVILLE NORTH INT	131941	FTS-1	TWIN EAGLE RESOURCE MANAGEMENT, LLC	34,000
2/1/2019	ANR	M3	M2	REX SHELBYVILLE	BAXTER HEALTH INT	131279	FTS-1	BP ENERGY COMPANY	930
2/1/2019	ANR	M3	M2	REX SHELBYVILLE	PINE PRAIRIE NORTH DEL	132081	FTS-1	EDF TRADING NORTH AMERICA, LLC	29,749
2/1/2019	ANR	M3	M2	REX SHELBYVILLE	SOMERVILLE NORTH INT	131941	FTS-1	TWIN EAGLE RESOURCE MANAGEMENT, LLC	13,212
2/1/2019	ANR	M3	M2	WESTRICK	ALLEN PLANT	124160	FTS-1	GULFPORT ENERGY CORPORATION	700,000
2/1/2019	ANR	M3	M2	WESTRICK	ALLEN PLANT	125083	FTS-1	ANTERO RESOURCES CORPORATION	10,000
2/1/2019	ANR	M3	M2	WESTRICK	BAXTER HEALTH INT	131279	FTS-1	BP ENERGY COMPANY	1,780
2/1/2019	ANR	M3	M2	WESTRICK	DURALDE EVANGELINE INT	125082	FTS-1	ANTERO RESOURCES CORPORATION	7,584,804
2/1/2019	ANR	M3	M2	WESTRICK	PINE PRAIRIE NORTH DEL	132092	FTS-1	TENASKA MARKETING VENTURES	18,750
2/1/2019	ANR	M3	M2	WESTRICK	SOMERVILLE NORTH INT	131941	FTS-1	TWIN EAGLE RESOURCE MANAGEMENT, LLC	388
2/1/2019	ANR	M3	SE	LEBANON/DOMINION RECEIPT	ACADIA 2 INT DEL	132235	FTS-1	ECO-ENERGY NATURAL GAS, LLC	105,000
2/1/2019	ANR	M3	SE	LEBANON/GLEN KARN REC	S E CDP (TRANSMISSION)	132091	FTS-1	BP ENERGY COMPANY	718,797
2/1/2019	ANR	M3	SE	REX SHELBYVILLE	ACADIA 2 INT DEL	123658	FTS-1	EQT ENERGY, LLC	452,950
2/1/2019	ANR	M3	SE	REX SHELBYVILLE	ACADIA 2 INT DEL	123659	FTS-1	EQT ENERGY, LLC	470,666
2/1/2019	ANR	M3	SE	REX SHELBYVILLE	ACADIA 2 INT DEL	124160	FTS-1	GULFPORT ENERGY CORPORATION	5,000
2/1/2019	ANR	M3	SE	REX SHELBYVILLE	ACADIA 2 INT DEL	125852	FTS-1	EQT ENERGY, LLC	732,525
2/1/2019	ANR	M3	SE	REX SHELBYVILLE	ACADIA 2 INT DEL	132081	FTS-1	EDF TRADING NORTH AMERICA, LLC	373,846
2/1/2019	ANR	M3	SE	REX SHELBYVILLE	ACADIA 2 INT DEL	132084	FTS-1	EDF TRADING NORTH AMERICA, LLC	429,519
2/1/2019	ANR	M3	SE	REX SHELBYVILLE	ACADIA 2 INT DEL	132092	FTS-1	TENASKA MARKETING VENTURES	4,862
2/1/2019	ANR	M3	SE	REX SHELBYVILLE	ACADIA 2 INT DEL	132235	FTS-1	ECO-ENERGY NATURAL GAS, LLC	25,000
2/1/2019	ANR	M3	SE	REX SHELBYVILLE	AVALON	132081	FTS-1	EDF TRADING NORTH AMERICA, LLC	246,926
2/1/2019	ANR	M3	SE	REX SHELBYVILLE	PINE PRAIRIE SOUTH DEL	132081	FTS-1	EDF TRADING NORTH AMERICA, LLC	9,878
2/1/2019	ANR	M3	SE	REX SHELBYVILLE	RIVERWAY (TO BRIDGELINE)	132081	FTS-1	EDF TRADING NORTH AMERICA, LLC	311
2/1/2019	ANR	M3	SE	REX SHELBYVILLE	RIVERWAY (TO BRIDGELINE)	132084	FTS-1	EDF TRADING NORTH AMERICA, LLC	9,309
2/1/2019	ANR	M3	SE	REX SHELBYVILLE	S E CDP (TRANSMISSION)	123658	FTS-1	EQT ENERGY, LLC	77,500
2/1/2019	ANR	M3	SE	REX SHELBYVILLE	S E CDP (TRANSMISSION)	123659	FTS-1	EQT ENERGY, LLC	80,000
2/1/2019	ANR	M3	SE	REX SHELBYVILLE	S E CDP (TRANSMISSION)	125852	FTS-1	EQT ENERGY, LLC	97,500
2/1/2019	ANR	M3	SE	REX SHELBYVILLE	SHADYSIDE/TGP (DEL)	132074	FTS-1	DIRECT ENERGY BUSINESS MARKETING, LLC	393,039
2/1/2019	ANR	M3	SE	REX SHELBYVILLE	SHADYSIDE/TGP (DEL)	132081	FTS-1	EDF TRADING NORTH AMERICA, LLC	20,154
2/1/2019	ANR	M3	SE	REX SHELBYVILLE	ST LANDRY/FL INT	131280	FTS-1	MACQUARIE ENERGY LLC	72,475
2/1/2019	ANR	M3	SE	REX SHELBYVILLE	ST LANDRY/FL INT	132081	FTS-1	EDF TRADING NORTH AMERICA, LLC	564
2/1/2019	ANR	M3	SE	REX SHELBYVILLE	ST LANDRY/FL INT	132084	FTS-1	EDF TRADING NORTH AMERICA, LLC	240,562
2/1/2019	ANR	M3	SE	REX SHELBYVILLE	ST MARTINVILLE E TO LRC	132081	FTS-1	EDF TRADING NORTH AMERICA, LLC	407,332
2/1/2019	ANR	M3	SE	REX SHELBYVILLE	ST MARTINVILLE E TO LRC	132084	FTS-1	EDF TRADING NORTH AMERICA, LLC	25,066

**ANR PIPELINE COMPANY
TRANSPORTATION SERVICES
ACTUAL THROUGHPUT BY RATE ROUTE**

Production								Sched	
Date	TSP	Rec Zn	Del Zn	Rec Loc Name	Del Loc Name	Svc Req K	Svc Cd	Svc Req Name	Throughput
2/1/2019	ANR	M3	SE	REX SHELBYVILLE	WEEKS ISLA/LIG PL	131279	FTS-1	BP ENERGY COMPANY	10,061
2/1/2019	ANR	M3	SE	WESTRICK	ACADIA 2 INT DEL	124160	FTS-1	GULFPORT ENERGY CORPORATION	15,000
2/1/2019	ANR	M3	SE	WESTRICK	ACADIA 2 INT DEL	125083	FTS-1	ANTERO RESOURCES CORPORATION	4,830,323
2/1/2019	ANR	M3	SE	WESTRICK	ACADIA 2 INT DEL	132081	FTS-1	EDF TRADING NORTH AMERICA, LLC	36,202
2/1/2019	ANR	M3	SE	WESTRICK	ACADIA 2 INT DEL	132084	FTS-1	EDF TRADING NORTH AMERICA, LLC	1,173
2/1/2019	ANR	M3	SE	WESTRICK	ACADIA 2 INT DEL	132085	FTS-1	CASTLETON COMMODITIES MERCHANT TRADING L	866,089
2/1/2019	ANR	M3	SE	WESTRICK	ACADIA 2 INT DEL	132092	FTS-1	TENASKA MARKETING VENTURES	161,250
2/1/2019	ANR	M3	SE	WESTRICK	AVALON	125083	FTS-1	ANTERO RESOURCES CORPORATION	743,740
2/1/2019	ANR	M3	SE	WESTRICK	AVALON	132081	FTS-1	EDF TRADING NORTH AMERICA, LLC	3,074
2/1/2019	ANR	M3	SE	WESTRICK	LOWRY PLANT INLET	131919	FTS-1	TENASKA MARKETING VENTURES	65,900
2/1/2019	ANR	M3	SE	WESTRICK	RIVERWAY (TO BRIDGELINE)	125083	FTS-1	ANTERO RESOURCES CORPORATION	736,298
2/1/2019	ANR	M3	SE	WESTRICK	S E CDP (TRANSMISSION)	125082	FTS-1	ANTERO RESOURCES CORPORATION	387,040
2/1/2019	ANR	M3	SE	WESTRICK	S E CDP (TRANSMISSION)	125083	FTS-1	ANTERO RESOURCES CORPORATION	775,587
2/1/2019	ANR	M3	SE	WESTRICK	S E CDP (TRANSMISSION)	132085	FTS-1	CASTLETON COMMODITIES MERCHANT TRADING L	148,640
2/1/2019	ANR	M3	SE	WESTRICK	S E CDP (TRANSMISSION)	132089	FTS-1	DTE ENERGY TRADING, INC.	43,959
2/1/2019	ANR	M3	SE	WESTRICK	SHADYSIDE/SONAT (DEL)	125083	FTS-1	ANTERO RESOURCES CORPORATION	42,000
2/1/2019	ANR	M3	SE	WESTRICK	SHADYSIDE/SONAT (DEL)	131919	FTS-1	TENASKA MARKETING VENTURES	60,000
2/1/2019	ANR	M3	SE	WESTRICK	SHADYSIDE/TGP (DEL)	131919	FTS-1	TENASKA MARKETING VENTURES	54,100
2/1/2019	ANR	M3	SE	WESTRICK	SHADYSIDE/TGP (DEL)	132092	FTS-1	TENASKA MARKETING VENTURES	13,975
2/1/2019	ANR	M3	SE	WESTRICK	ST MARTINVILLE E TO LRC	125083	FTS-1	ANTERO RESOURCES CORPORATION	801,548
2/1/2019	ANR	M3	SE	WESTRICK	ST MARTINVILLE E TO LRC	132081	FTS-1	EDF TRADING NORTH AMERICA, LLC	1,618
2/1/2019	ANR	M3	SE	WESTRICK	TEPETATE	131918	FTS-1	TENASKA MARKETING VENTURES	52,287
2/1/2019	ANR	M3	SE	WESTRICK	WEEKS ISLA/LIG PL	125083	FTS-1	ANTERO RESOURCES CORPORATION	340,000
2/1/2019	ANR	M3	SE	WESTRICK	WEEKS ISLA/LIG PL	131279	FTS-1	BP ENERGY COMPANY	20,709
2/1/2019	ANR	M3	SE	WESTRICK	WEEKS ISLA/LIG PL	131918	FTS-1	TENASKA MARKETING VENTURES	194,755
2/1/2019	ANR	M7	M2	ANRPL STORAGE FACILITIES	GLEASON	106308	FTS-1	THE WEST TENNESSEE PUBLIC UTILITY DISTRI	33,246
2/1/2019	ANR	M7	M2	FARWELL (RECEIPT)	DURALDE EVANGELINE INT	125883	FTS-1	ELEMENT MARKETS RENEWABLE NATURAL GAS, L	23,301
2/1/2019	ANR	M7	M5	ALLIANCE/ANR INT	WAMEGO	131814	FTS-1	TENASKA MARKETING VENTURES	10,000
2/1/2019	ANR	M7	M5	ANRPL STORAGE FACILITIES	WAMEGO	120977	ITS	TENASKA MARKETING VENTURES	15,500
2/1/2019	ANR	M7	SW	ALLIANCE/ANR INT	BEAVER-CIG (REC FR CIG)	121075	ITS	CASTLETON COMMODITIES MERCHANT TRADING L	318,357
2/1/2019	ANR	M7	SW	ALLIANCE/ANR INT	S W CDP	132233	FTS-1	KOCH ENERGY SERVICES, LLC	3,157
2/1/2019	ANR	M7	SW	ANRPL STORAGE FACILITIES	S W CDP	120977	ITS	TENASKA MARKETING VENTURES	73,478
3/1/2019	ANR	M2	SE	FAYETTEVILLE EXPRESS	ACADIA 2 INT DEL	124160	FTS-1	GULFPORT ENERGY CORPORATION	50,000
3/1/2019	ANR	M2	SE	FAYETTEVILLE EXPRESS	ACADIA 2 INT DEL	132235	FTS-1	ECO-ENERGY NATURAL GAS, LLC	1,141,936
3/1/2019	ANR	M2	SE	FAYETTEVILLE EXPRESS	S E CDP (TRANSMISSION)	126997	ITS	SHELL ENERGY NORTH AMERICA (US), L.P.	407,903
3/1/2019	ANR	M2	SE	FAYETTEVILLE EXPRESS	S E CDP (TRANSMISSION)	132235	FTS-1	ECO-ENERGY NATURAL GAS, LLC	134,960
3/1/2019	ANR	M2	SE	FAYETTEVILLE EXPRESS	SHADYSIDE/SONAT (DEL)	131919	FTS-1	TENASKA MARKETING VENTURES	6,200
3/1/2019	ANR	M2	SE	FAYETTEVILLE EXPRESS	WEEKS ISLA/LIG PL	131918	FTS-1	TENASKA MARKETING VENTURES	900
3/1/2019	ANR	M2	SE	LIDDIEVILLE	S E CDP (TRANSMISSION)	126997	ITS	SHELL ENERGY NORTH AMERICA (US), L.P.	2,000
3/1/2019	ANR	M2	SE	LIDDIEVILLE	SHADYSIDE/SONAT (DEL)	131919	FTS-1	TENASKA MARKETING VENTURES	32,756

**ANR PIPELINE COMPANY
TRANSPORTATION SERVICES
ACTUAL THROUGHPUT BY RATE ROUTE**

Production									Sched
Date	TSP	Rec Zn	Del Zn	Rec Loc Name	Del Loc Name	Svc Req K	Svc Cd	Svc Req Name	Throughput
3/1/2019	ANR	M2	SE	LIDDIEVILLE	TEPETATE	131918	FTS-1	TENASKA MARKETING VENTURES	4,930
3/1/2019	ANR	M2	SE	LIDDIEVILLE	WEEKS ISLA/LIG PL	131918	FTS-1	TENASKA MARKETING VENTURES	166,083
3/1/2019	ANR	M2	SE	LIDDIEVILLE 42	S E CDP (TRANSMISSION)	126997	ITS	SHELL ENERGY NORTH AMERICA (US), L.P.	61,346
3/1/2019	ANR	M2	SE	LIDDIEVILLE 42	SHADYSIDE/SONAT (DEL)	131280	FTS-1	MACQUARIE ENERGY LLC	305,073
3/1/2019	ANR	M2	SE	MIDCONTINENT EXPRESS	ACADIA 2 INT DEL	132092	FTS-1	TENASKA MARKETING VENTURES	3,357
3/1/2019	ANR	M2	SE	MIDCONTINENT EXPRESS	SHADYSIDE/SONAT (DEL)	131919	FTS-1	TENASKA MARKETING VENTURES	1,520
3/1/2019	ANR	M2	SE	MIDCONTINENT EXPRESS	WEEKS ISLA/LIG PL	131918	FTS-1	TENASKA MARKETING VENTURES	2,024
3/1/2019	ANR	M2	SE	PINE PRAIRIE NORTH REC	ACADIA 2 INT DEL	132085	FTS-1	CASTLETON COMMODITIES MERCHANT TRADING L	70,400
3/1/2019	ANR	M2	SE	PINE PRAIRIE NORTH REC	ACADIA 2 INT DEL	132092	FTS-1	TENASKA MARKETING VENTURES	90,000
3/1/2019	ANR	M2	SE	PINE PRAIRIE NORTH REC	SHADYSIDE/SONAT (DEL)	131919	FTS-1	TENASKA MARKETING VENTURES	59,790
3/1/2019	ANR	M2	SE	PINE PRAIRIE NORTH REC	WEEKS ISLA/LIG PL	131918	FTS-1	TENASKA MARKETING VENTURES	24,426
3/1/2019	ANR	M2	SE	TIGER INTERCONNECT	ACADIA 2 INT DEL	132092	FTS-1	TENASKA MARKETING VENTURES	136,250
3/1/2019	ANR	M2	SE	TIGER INTERCONNECT	ACADIA 2 INT DEL	132235	FTS-1	ECO-ENERGY NATURAL GAS, LLC	6,104
3/1/2019	ANR	M2	SE	TIGER INTERCONNECT	BOBCAT STORAGE (DEL)	115458	FTS-1	CHESAPEAKE ENERGY MARKETING, L.L.C.	80,005
3/1/2019	ANR	M2	SE	TIGER INTERCONNECT	EGAN (DELIVERY) INT	115458	FTS-1	CHESAPEAKE ENERGY MARKETING, L.L.C.	103
3/1/2019	ANR	M2	SE	TIGER INTERCONNECT	S E CDP (TRANSMISSION)	115458	FTS-1	CHESAPEAKE ENERGY MARKETING, L.L.C.	392,609
3/1/2019	ANR	M2	SE	TIGER INTERCONNECT	S E CDP (TRANSMISSION)	126997	ITS	SHELL ENERGY NORTH AMERICA (US), L.P.	567,007
3/1/2019	ANR	M2	SE	TIGER INTERCONNECT	S E CDP (TRANSMISSION)	132089	FTS-1	DTE ENERGY TRADING, INC.	32,733
3/1/2019	ANR	M2	SE	TIGER INTERCONNECT	SHADYSIDE/SONAT (DEL)	115458	FTS-1	CHESAPEAKE ENERGY MARKETING, L.L.C.	413,200
3/1/2019	ANR	M2	SE	TIGER INTERCONNECT	SHADYSIDE/SONAT (DEL)	131919	FTS-1	TENASKA MARKETING VENTURES	103,725
3/1/2019	ANR	M2	SE	TIGER INTERCONNECT	SHADYSIDE/TGP (DEL)	115458	FTS-1	CHESAPEAKE ENERGY MARKETING, L.L.C.	39,207
3/1/2019	ANR	M2	SE	TIGER INTERCONNECT	WEEKS ISLA/LIG PL	115458	FTS-1	CHESAPEAKE ENERGY MARKETING, L.L.C.	2,174,876
3/1/2019	ANR	M2	SE	TIGER INTERCONNECT	WEEKS ISLA/LIG PL	131918	FTS-1	TENASKA MARKETING VENTURES	123,101
3/1/2019	ANR	M3	M2	LEBANON/DOMINION RECEIPT	ALLEN PLANT	124160	FTS-1	GULFPORT ENERGY CORPORATION	122,940
3/1/2019	ANR	M3	M2	LEBANON/DOMINION RECEIPT	SOMERVILLE NORTH INT	131941	FTS-1	TWIN EAGLE RESOURCE MANAGEMENT, LLC	1,500
3/1/2019	ANR	M3	M2	REX SHELBYVILLE	ALLEN PLANT	124160	FTS-1	GULFPORT ENERGY CORPORATION	275,000
3/1/2019	ANR	M3	M2	REX SHELBYVILLE	ALLEN PLANT	126586	FTS-3	TENNESSEE VALLEY AUTHORITY	4,108
3/1/2019	ANR	M3	M2	REX SHELBYVILLE	BAXTER HEALTH INT	131279	FTS-1	BP ENERGY COMPANY	15,041
3/1/2019	ANR	M3	M2	REX SHELBYVILLE	PINE PRAIRIE NORTH DEL	132081	FTS-1	EDF TRADING NORTH AMERICA, LLC	3,347
3/1/2019	ANR	M3	M2	REX SHELBYVILLE	PINE PRAIRIE NORTH DEL	132084	FTS-1	EDF TRADING NORTH AMERICA, LLC	800
3/1/2019	ANR	M3	M2	WESTRICK	ALLEN PLANT	124160	FTS-1	GULFPORT ENERGY CORPORATION	581,585
3/1/2019	ANR	M3	M2	WESTRICK	ALLEN PLANT	125083	FTS-1	ANTERO RESOURCES CORPORATION	211,000
3/1/2019	ANR	M3	M2	WESTRICK	ALLEN PLANT	132089	FTS-1	DTE ENERGY TRADING, INC.	82,167
3/1/2019	ANR	M3	M2	WESTRICK	BAXTER HEALTH INT	131279	FTS-1	BP ENERGY COMPANY	3,941
3/1/2019	ANR	M3	M2	WESTRICK	DURALDE EVANGELINE INT	125082	FTS-1	ANTERO RESOURCES CORPORATION	9,284,798
3/1/2019	ANR	M3	M2	WESTRICK	PINE PRAIRIE NORTH DEL	125083	FTS-1	ANTERO RESOURCES CORPORATION	30,000
3/1/2019	ANR	M3	M2	WESTRICK	PINE PRAIRIE NORTH DEL	132084	FTS-1	EDF TRADING NORTH AMERICA, LLC	12,716
3/1/2019	ANR	M3	SE	FUEL SEGMENT 3	ST LANDRY/FL INT	132084	FTS-1	EDF TRADING NORTH AMERICA, LLC	34
3/1/2019	ANR	M3	SE	LEBANON/DOMINION RECEIPT	ACADIA 2 INT DEL	124160	FTS-1	GULFPORT ENERGY CORPORATION	30,000
3/1/2019	ANR	M3	SE	LEBANON/DOMINION RECEIPT	ACADIA 2 INT DEL	132235	FTS-1	ECO-ENERGY NATURAL GAS, LLC	91,905

**ANR PIPELINE COMPANY
TRANSPORTATION SERVICES
ACTUAL THROUGHPUT BY RATE ROUTE**

Production								Sched	
Date	TSP	Rec Zn	Del Zn	Rec Loc Name	Del Loc Name	Svc Req K	Svc Cd	Svc Req Name	Throughput
3/1/2019	ANR	M3	SE	LEBANON/GLEN KARN REC	S E CDP (TRANSMISSION)	132091	FTS-1	BP ENERGY COMPANY	785,404
3/1/2019	ANR	M3	SE	REX SHELBYVILLE	ACADIA 2 INT DEL	123658	FTS-1	EQT ENERGY, LLC	369,112
3/1/2019	ANR	M3	SE	REX SHELBYVILLE	ACADIA 2 INT DEL	123659	FTS-1	EQT ENERGY, LLC	336,055
3/1/2019	ANR	M3	SE	REX SHELBYVILLE	ACADIA 2 INT DEL	124160	FTS-1	GULFPORT ENERGY CORPORATION	75,000
3/1/2019	ANR	M3	SE	REX SHELBYVILLE	ACADIA 2 INT DEL	125852	FTS-1	EQT ENERGY, LLC	477,485
3/1/2019	ANR	M3	SE	REX SHELBYVILLE	ACADIA 2 INT DEL	132081	FTS-1	EDF TRADING NORTH AMERICA, LLC	350,857
3/1/2019	ANR	M3	SE	REX SHELBYVILLE	ACADIA 2 INT DEL	132084	FTS-1	EDF TRADING NORTH AMERICA, LLC	394,643
3/1/2019	ANR	M3	SE	REX SHELBYVILLE	ACADIA 2 INT DEL	132085	FTS-1	CASTLETON COMMODITIES MERCHANT TRADING L	98,266
3/1/2019	ANR	M3	SE	REX SHELBYVILLE	ACADIA 2 INT DEL	132235	FTS-1	ECO-ENERGY NATURAL GAS, LLC	19,800
3/1/2019	ANR	M3	SE	REX SHELBYVILLE	AVALON	132081	FTS-1	EDF TRADING NORTH AMERICA, LLC	279,446
3/1/2019	ANR	M3	SE	REX SHELBYVILLE	BOBCAT STORAGE (DEL)	131279	FTS-1	BP ENERGY COMPANY	10,363
3/1/2019	ANR	M3	SE	REX SHELBYVILLE	RIVERWAY (TO BRIDGELINE)	132081	FTS-1	EDF TRADING NORTH AMERICA, LLC	69,828
3/1/2019	ANR	M3	SE	REX SHELBYVILLE	RIVERWAY (TO BRIDGELINE)	132084	FTS-1	EDF TRADING NORTH AMERICA, LLC	45,475
3/1/2019	ANR	M3	SE	REX SHELBYVILLE	S E CDP (TRANSMISSION)	123658	FTS-1	EQT ENERGY, LLC	220,000
3/1/2019	ANR	M3	SE	REX SHELBYVILLE	S E CDP (TRANSMISSION)	123659	FTS-1	EQT ENERGY, LLC	220,000
3/1/2019	ANR	M3	SE	REX SHELBYVILLE	S E CDP (TRANSMISSION)	125852	FTS-1	EQT ENERGY, LLC	357,500
3/1/2019	ANR	M3	SE	REX SHELBYVILLE	S E CDP (TRANSMISSION)	131279	FTS-1	BP ENERGY COMPANY	25,750
3/1/2019	ANR	M3	SE	REX SHELBYVILLE	S E CDP (TRANSMISSION)	131280	FTS-1	MACQUARIE ENERGY LLC	5,315
3/1/2019	ANR	M3	SE	REX SHELBYVILLE	S E CDP (TRANSMISSION)	131655	FTS-1	CITADEL ENERGY MARKETING LLC	15,700
3/1/2019	ANR	M3	SE	REX SHELBYVILLE	S E CDP (TRANSMISSION)	132074	FTS-1	DIRECT ENERGY BUSINESS MARKETING, LLC	450
3/1/2019	ANR	M3	SE	REX SHELBYVILLE	S E CDP (TRANSMISSION)	132085	FTS-1	CASTLETON COMMODITIES MERCHANT TRADING L	260,233
3/1/2019	ANR	M3	SE	REX SHELBYVILLE	SHADYSIDE/SONAT (DEL)	131279	FTS-1	BP ENERGY COMPANY	25,056
3/1/2019	ANR	M3	SE	REX SHELBYVILLE	SHADYSIDE/TGP (DEL)	131279	FTS-1	BP ENERGY COMPANY	6,494
3/1/2019	ANR	M3	SE	REX SHELBYVILLE	SHADYSIDE/TGP (DEL)	132074	FTS-1	DIRECT ENERGY BUSINESS MARKETING, LLC	717,943
3/1/2019	ANR	M3	SE	REX SHELBYVILLE	SHADYSIDE/TGP (DEL)	132081	FTS-1	EDF TRADING NORTH AMERICA, LLC	216,609
3/1/2019	ANR	M3	SE	REX SHELBYVILLE	SHADYSIDE/TGP (DEL)	132084	FTS-1	EDF TRADING NORTH AMERICA, LLC	197,338
3/1/2019	ANR	M3	SE	REX SHELBYVILLE	ST LANDRY/FL INT	131280	FTS-1	MACQUARIE ENERGY LLC	168,545
3/1/2019	ANR	M3	SE	REX SHELBYVILLE	ST LANDRY/FL INT	132084	FTS-1	EDF TRADING NORTH AMERICA, LLC	269,637
3/1/2019	ANR	M3	SE	REX SHELBYVILLE	ST MARTINVILLE E TO LRC	132081	FTS-1	EDF TRADING NORTH AMERICA, LLC	384,166
3/1/2019	ANR	M3	SE	REX SHELBYVILLE	WEEKS ISLA/LIG PL	131279	FTS-1	BP ENERGY COMPANY	492,963
3/1/2019	ANR	M3	SE	WESTRICK	ACADIA 2 INT DEL	125083	FTS-1	ANTERO RESOURCES CORPORATION	1,836,177
3/1/2019	ANR	M3	SE	WESTRICK	ACADIA 2 INT DEL	132081	FTS-1	EDF TRADING NORTH AMERICA, LLC	20,258
3/1/2019	ANR	M3	SE	WESTRICK	ACADIA 2 INT DEL	132084	FTS-1	EDF TRADING NORTH AMERICA, LLC	4,239
3/1/2019	ANR	M3	SE	WESTRICK	ACADIA 2 INT DEL	132085	FTS-1	CASTLETON COMMODITIES MERCHANT TRADING L	683,100
3/1/2019	ANR	M3	SE	WESTRICK	ACADIA 2 INT DEL	132092	FTS-1	TENASKA MARKETING VENTURES	686,643
3/1/2019	ANR	M3	SE	WESTRICK	AVALON	125083	FTS-1	ANTERO RESOURCES CORPORATION	1,124,279
3/1/2019	ANR	M3	SE	WESTRICK	FOURNERAT ROAD DELIVERY	125083	FTS-1	ANTERO RESOURCES CORPORATION	51,328
3/1/2019	ANR	M3	SE	WESTRICK	LOWRY PLANT INLET	131919	FTS-1	TENASKA MARKETING VENTURES	30,000
3/1/2019	ANR	M3	SE	WESTRICK	RIVERWAY (TO BRIDGELINE)	125083	FTS-1	ANTERO RESOURCES CORPORATION	1,005,965
3/1/2019	ANR	M3	SE	WESTRICK	RIVERWAY (TO BRIDGELINE)	132084	FTS-1	EDF TRADING NORTH AMERICA, LLC	31,617

**ANR PIPELINE COMPANY
TRANSPORTATION SERVICES
ACTUAL THROUGHPUT BY RATE ROUTE**

Production								Sched	
Date	TSP	Rec Zn	Del Zn	Rec Loc Name	Del Loc Name	Svc Req K	Svc Cd	Svc Req Name	Throughput
3/1/2019	ANR	M3	SE	WESTRICK	S E CDP (TRANSMISSION)	125083	FTS-1	ANTERO RESOURCES CORPORATION	2,944,954
3/1/2019	ANR	M3	SE	WESTRICK	S E CDP (TRANSMISSION)	131279	FTS-1	BP ENERGY COMPANY	39,652
3/1/2019	ANR	M3	SE	WESTRICK	S E CDP (TRANSMISSION)	131655	FTS-1	CITADEL ENERGY MARKETING LLC	109,300
3/1/2019	ANR	M3	SE	WESTRICK	S E CDP (TRANSMISSION)	132085	FTS-1	CASTLETON COMMODITIES MERCHANT TRADING L	289,767
3/1/2019	ANR	M3	SE	WESTRICK	S E CDP (TRANSMISSION)	132089	FTS-1	DTE ENERGY TRADING, INC.	72,315
3/1/2019	ANR	M3	SE	WESTRICK	SHADYSIDE/SONAT (DEL)	125083	FTS-1	ANTERO RESOURCES CORPORATION	12,000
3/1/2019	ANR	M3	SE	WESTRICK	SHADYSIDE/SONAT (DEL)	131919	FTS-1	TENASKA MARKETING VENTURES	688,480
3/1/2019	ANR	M3	SE	WESTRICK	ST LANDRY/FL INT	132084	FTS-1	EDF TRADING NORTH AMERICA, LLC	10,329
3/1/2019	ANR	M3	SE	WESTRICK	ST MARTINVILLE E TO LRC	125083	FTS-1	ANTERO RESOURCES CORPORATION	661,349
3/1/2019	ANR	M3	SE	WESTRICK	ST MARTINVILLE E TO LRC	132081	FTS-1	EDF TRADING NORTH AMERICA, LLC	19,009
3/1/2019	ANR	M3	SE	WESTRICK	WEEKS ISLA/LIG PL	125083	FTS-1	ANTERO RESOURCES CORPORATION	207,769
3/1/2019	ANR	M3	SE	WESTRICK	WEEKS ISLA/LIG PL	131279	FTS-1	BP ENERGY COMPANY	96,013
3/1/2019	ANR	M3	SE	WESTRICK	WEEKS ISLA/LIG PL	131918	FTS-1	TENASKA MARKETING VENTURES	916,366
3/1/2019	ANR	M3	SW	WESTRICK	S W CDP	131814	FTS-1	TENASKA MARKETING VENTURES	1,369
3/1/2019	ANR	M5	SW	REX WEST INT	S W CDP	131791	FTS-1	CONEXUS ENERGY, LLC	120,000
3/1/2019	ANR	M7	M2	ANRPL STORAGE FACILITIES	GLEASON	106308	FTS-1	THE WEST TENNESSEE PUBLIC UTILITY DISTRI	90,162
3/1/2019	ANR	M7	M2	FARWELL (RECEIPT)	DURALDE EVANGELINE INT	125883	FTS-1	ELEMENT MARKETS RENEWABLE NATURAL GAS, L	29,219
3/1/2019	ANR	M7	M5	ANR JOLIET HUB	WAMEGO	131814	FTS-1	TENASKA MARKETING VENTURES	40,000
3/1/2019	ANR	M7	M5	ANR JOLIET HUB	WAMEGO	132007	FTS-1	TENASKA MARKETING VENTURES	16,800
3/1/2019	ANR	M7	SE	ALLIANCE/ANR INT	S E CDP (TRANSMISSION)	131655	FTS-1	CITADEL ENERGY MARKETING LLC	10,000
3/1/2019	ANR	M7	SW	ALLIANCE/ANR INT	BEAVER-CIG (REC FR CIG)	121075	ITS	CASTLETON COMMODITIES MERCHANT TRADING L	49,921
3/1/2019	ANR	M7	SW	ALLIANCE/ANR INT	S W CDP	132052	FTS-1	MACQUARIE ENERGY LLC	30,000
3/1/2019	ANR	M7	SW	ALLIANCE/ANR INT	S W CDP	132335	FTS-1	KOCH ENERGY SERVICES, LLC	12,280
3/1/2019	ANR	M7	SW	ANRPL STORAGE FACILITIES	S W CDP	120977	ITS	TENASKA MARKETING VENTURES	15,195
3/1/2019	ANR	M7	SW	ANRPL STORAGE FACILITIES	S W CDP	131814	FTS-1	TENASKA MARKETING VENTURES	8,869
3/1/2019	ANR	M7	SW	ANRPL STORAGE FACILITIES	S W CDP	132007	FTS-1	TENASKA MARKETING VENTURES	936
3/1/2019	ANR	M7	SW	CRYSTAL FALLS-FORTUNE LK	S W CDP	132335	FTS-1	KOCH ENERGY SERVICES, LLC	18,500
4/1/2019	ANR	M2	SE	FAYETTEVILLE EXPRESS	ACADIA 2 INT DEL	124160	FTS-1	GULFPORT ENERGY CORPORATION	9,000
4/1/2019	ANR	M2	SE	FAYETTEVILLE EXPRESS	ACADIA 2 INT DEL	132589	FTS-1	TENASKA MARKETING VENTURES	6,144
4/1/2019	ANR	M2	SE	FAYETTEVILLE EXPRESS	ACADIA 2 INT DEL	132666	FTS-1	ECO-ENERGY NATURAL GAS, LLC	445,744
4/1/2019	ANR	M2	SE	FAYETTEVILLE EXPRESS	S E CDP (TRANSMISSION)	124160	FTS-1	GULFPORT ENERGY CORPORATION	23,348
4/1/2019	ANR	M2	SE	FAYETTEVILLE EXPRESS	S E CDP (TRANSMISSION)	126997	ITS	SHELL ENERGY NORTH AMERICA (US), L.P.	255,413
4/1/2019	ANR	M2	SE	FAYETTEVILLE EXPRESS	S E CDP (TRANSMISSION)	131280	FTS-1	MACQUARIE ENERGY LLC	13,800
4/1/2019	ANR	M2	SE	FAYETTEVILLE EXPRESS	S E CDP (TRANSMISSION)	132666	FTS-1	ECO-ENERGY NATURAL GAS, LLC	49,824
4/1/2019	ANR	M2	SE	FAYETTEVILLE EXPRESS	SHADYSIDE/SONAT (DEL)	132592	FTS-1	TENASKA MARKETING VENTURES	82,797
4/1/2019	ANR	M2	SE	FAYETTEVILLE EXPRESS	WEEKS ISLA/LIG PL	132591	FTS-1	TENASKA MARKETING VENTURES	8,177
4/1/2019	ANR	M2	SE	LIDDIEVILLE	S E CDP (TRANSMISSION)	126997	ITS	SHELL ENERGY NORTH AMERICA (US), L.P.	363,018
4/1/2019	ANR	M2	SE	LIDDIEVILLE 42	BOBCAT STORAGE (DEL)	126997	ITS	SHELL ENERGY NORTH AMERICA (US), L.P.	8,333
4/1/2019	ANR	M2	SE	LIDDIEVILLE 42	S E CDP (TRANSMISSION)	126997	ITS	SHELL ENERGY NORTH AMERICA (US), L.P.	1,061,856
4/1/2019	ANR	M2	SE	PINE PRAIRIE NORTH REC	ACADIA 2 INT DEL	132589	FTS-1	TENASKA MARKETING VENTURES	4,165

**ANR PIPELINE COMPANY
TRANSPORTATION SERVICES
ACTUAL THROUGHPUT BY RATE ROUTE**

Production								Sched	
Date	TSP	Rec Zn	Del Zn	Rec Loc Name	Del Loc Name	Svc Req K	Svc Cd	Svc Req Name	Throughput
4/1/2019	ANR	M2	SE	PINE PRAIRIE NORTH REC	ACADIA 2 INT DEL	132680	FTS-1	EDF TRADING NORTH AMERICA, LLC	3,016
4/1/2019	ANR	M2	SE	PINE PRAIRIE NORTH REC	ACADIA 2 INT DEL	132681	FTS-1	EDF TRADING NORTH AMERICA, LLC	15,871
4/1/2019	ANR	M2	SE	PINE PRAIRIE NORTH REC	SHADYSIDE/SONAT (DEL)	132592	FTS-1	TENASKA MARKETING VENTURES	4,166
4/1/2019	ANR	M2	SE	PINE PRAIRIE NORTH REC	WEEKS ISLA/LIG PL	132591	FTS-1	TENASKA MARKETING VENTURES	5,544
4/1/2019	ANR	M2	SE	TIGER INTERCONNECT	ACADIA 2 INT DEL	124160	FTS-1	GULFPORT ENERGY CORPORATION	49,165
4/1/2019	ANR	M2	SE	TIGER INTERCONNECT	ACADIA 2 INT DEL	132666	FTS-1	ECO-ENERGY NATURAL GAS, LLC	34,300
4/1/2019	ANR	M2	SE	TIGER INTERCONNECT	BOBCAT STORAGE (DEL)	115458	FTS-1	CHESAPEAKE ENERGY MARKETING, L.L.C.	68,895
4/1/2019	ANR	M2	SE	TIGER INTERCONNECT	S E CDP (TRANSMISSION)	126997	ITS	SHELL ENERGY NORTH AMERICA (US), L.P.	377,653
4/1/2019	ANR	M2	SE	TIGER INTERCONNECT	SHADYSIDE/SONAT (DEL)	115458	FTS-1	CHESAPEAKE ENERGY MARKETING, L.L.C.	80,000
4/1/2019	ANR	M2	SE	TIGER INTERCONNECT	WEEKS ISLA/LIG PL	115458	FTS-1	CHESAPEAKE ENERGY MARKETING, L.L.C.	2,812,587
4/1/2019	ANR	M3	M2	LEBANON/DOMINION RECEIPT	ALLEN PLANT	124160	FTS-1	GULFPORT ENERGY CORPORATION	250,150
4/1/2019	ANR	M3	M2	LEBANON/DOMINION RECEIPT	RABBIT RIDGE INT (DEL)	132666	FTS-1	ECO-ENERGY NATURAL GAS, LLC	155,500
4/1/2019	ANR	M3	M2	REX SHELBYVILLE	ALLEN PLANT	124160	FTS-1	GULFPORT ENERGY CORPORATION	595,304
4/1/2019	ANR	M3	M2	REX SHELBYVILLE	ALLEN PLANT	126586	FTS-3	TENNESSEE VALLEY AUTHORITY	13,221
4/1/2019	ANR	M3	M2	REX SHELBYVILLE	ALLEN PLANT	132586	FTS-1	DTE ENERGY TRADING, INC.	30,000
4/1/2019	ANR	M3	M2	REX SHELBYVILLE	BAXTER HEALTH INT	131279	FTS-1	BP ENERGY COMPANY	20,189
4/1/2019	ANR	M3	M2	REX SHELBYVILLE	BROWNSVILLE INTERCONNECT	124160	FTS-1	GULFPORT ENERGY CORPORATION	25,000
4/1/2019	ANR	M3	M2	REX SHELBYVILLE	DURALDE EVANGELINE INT	132595	FTS-1	HARTREE PARTNERS, LP	17,264
4/1/2019	ANR	M3	M2	REX SHELBYVILLE	PINE PRAIRIE NORTH DEL	123658	FTS-1	EQT ENERGY, LLC	2,955
4/1/2019	ANR	M3	M2	REX SHELBYVILLE	PINE PRAIRIE NORTH DEL	123659	FTS-1	EQT ENERGY, LLC	1,495
4/1/2019	ANR	M3	M2	REX SHELBYVILLE	PINE PRAIRIE NORTH DEL	124160	FTS-1	GULFPORT ENERGY CORPORATION	76,322
4/1/2019	ANR	M3	M2	REX SHELBYVILLE	PINE PRAIRIE NORTH DEL	125852	FTS-1	EQT ENERGY, LLC	2,430
4/1/2019	ANR	M3	M2	REX SHELBYVILLE	PINE PRAIRIE NORTH DEL	131280	FTS-1	MACQUARIE ENERGY LLC	8,248
4/1/2019	ANR	M3	M2	REX SHELBYVILLE	PINE PRAIRIE NORTH DEL	132544	FTS-1	SEQUENT ENERGY MANAGEMENT, L.P.	6,982
4/1/2019	ANR	M3	M2	REX SHELBYVILLE	PINE PRAIRIE NORTH DEL	132583	FTS-1	WGL MIDSTREAM, INC.	377,181
4/1/2019	ANR	M3	M2	REX SHELBYVILLE	PINE PRAIRIE NORTH DEL	132586	FTS-1	DTE ENERGY TRADING, INC.	2,243
4/1/2019	ANR	M3	M2	REX SHELBYVILLE	PINE PRAIRIE NORTH DEL	132590	FTS-1	TENASKA MARKETING VENTURES	6,493
4/1/2019	ANR	M3	M2	REX SHELBYVILLE	PINE PRAIRIE NORTH DEL	132680	FTS-1	EDF TRADING NORTH AMERICA, LLC	6,271
4/1/2019	ANR	M3	M2	REX SHELBYVILLE	PINE PRAIRIE NORTH DEL	132681	FTS-1	EDF TRADING NORTH AMERICA, LLC	41,410
4/1/2019	ANR	M3	M2	REX SHELBYVILLE	TIGER INTERCONNECT	132586	FTS-1	DTE ENERGY TRADING, INC.	61,548
4/1/2019	ANR	M3	M2	WESTRICK	ALLEN PLANT	124160	FTS-1	GULFPORT ENERGY CORPORATION	110,699
4/1/2019	ANR	M3	M2	WESTRICK	ALLEN PLANT	132585	FTS-1	DTE ENERGY TRADING, INC.	30,000
4/1/2019	ANR	M3	M2	WESTRICK	ALLEN PLANT	132592	FTS-1	TENASKA MARKETING VENTURES	8,000
4/1/2019	ANR	M3	M2	WESTRICK	BROWNSVILLE INTERCONNECT	132592	FTS-1	TENASKA MARKETING VENTURES	15,000
4/1/2019	ANR	M3	M2	WESTRICK	DURALDE EVANGELINE INT	125082	FTS-1	ANTERO RESOURCES CORPORATION	8,737,071
4/1/2019	ANR	M3	M2	WESTRICK	PINE PRAIRIE NORTH DEL	124160	FTS-1	GULFPORT ENERGY CORPORATION	2,845
4/1/2019	ANR	M3	M2	WESTRICK	PINE PRAIRIE NORTH DEL	131279	FTS-1	BP ENERGY COMPANY	7,402
4/1/2019	ANR	M3	M2	WESTRICK	PINE PRAIRIE NORTH DEL	132583	FTS-1	WGL MIDSTREAM, INC.	52,542
4/1/2019	ANR	M3	M2	WESTRICK	PINE PRAIRIE NORTH DEL	132585	FTS-1	DTE ENERGY TRADING, INC.	23,586
4/1/2019	ANR	M3	M2	WESTRICK	PINE PRAIRIE NORTH DEL	132589	FTS-1	TENASKA MARKETING VENTURES	58,969

**ANR PIPELINE COMPANY
TRANSPORTATION SERVICES
ACTUAL THROUGHPUT BY RATE ROUTE**

Production								Sched	
Date	TSP	Rec Zn	Del Zn	Rec Loc Name	Del Loc Name	Svc Req K	Svc Cd	Svc Req Name	Throughput
4/1/2019	ANR	M3	M2	WESTRICK	PINE PRAIRIE NORTH DEL	132591	FTS-1	TENASKA MARKETING VENTURES	15,380
4/1/2019	ANR	M3	M2	WESTRICK	PINE PRAIRIE NORTH DEL	132592	FTS-1	TENASKA MARKETING VENTURES	11,555
4/1/2019	ANR	M3	M2	WESTRICK	PINE PRAIRIE NORTH DEL	132680	FTS-1	EDF TRADING NORTH AMERICA, LLC	10,639
4/1/2019	ANR	M3	M2	WESTRICK	PINE PRAIRIE NORTH DEL	132681	FTS-1	EDF TRADING NORTH AMERICA, LLC	13,416
4/1/2019	ANR	M3	M2	WESTRICK	RABBIT RIDGE INT (DEL)	132592	FTS-1	TENASKA MARKETING VENTURES	9,000
4/1/2019	ANR	M3	M2	WESTRICK	TIGER INTERCONNECT	132585	FTS-1	DTE ENERGY TRADING, INC.	53,614
4/1/2019	ANR	M3	M2	WESTRICK	TIGER INTERCONNECT	132589	FTS-1	TENASKA MARKETING VENTURES	369
4/1/2019	ANR	M3	M2	WESTRICK	TIGER INTERCONNECT	132591	FTS-1	TENASKA MARKETING VENTURES	491
4/1/2019	ANR	M3	M2	WESTRICK	TIGER INTERCONNECT	132592	FTS-1	TENASKA MARKETING VENTURES	369
4/1/2019	ANR	M3	M2	WESTRICK	WEAKLEY COUNTY INT	132592	FTS-1	TENASKA MARKETING VENTURES	45,208
4/1/2019	ANR	M3	SE	FUEL SEGMENT 3	ACADIA 2 INT DEL	132586	FTS-1	DTE ENERGY TRADING, INC.	128
4/1/2019	ANR	M3	SE	LEBANON/DOMINION RECEIPT	ACADIA 2 INT DEL	132666	FTS-1	ECO-ENERGY NATURAL GAS, LLC	146,195
4/1/2019	ANR	M3	SE	LEBANON/DOMINION RECEIPT	S E CDP (TRANSMISSION)	124160	FTS-1	GULFPORT ENERGY CORPORATION	37,841
4/1/2019	ANR	M3	SE	LEBANON/DOMINION RECEIPT	S E CDP (TRANSMISSION)	132666	FTS-1	ECO-ENERGY NATURAL GAS, LLC	9,984
4/1/2019	ANR	M3	SE	LEBANON/GLEN KARN REC	S E CDP (TRANSMISSION)	132091	FTS-1	BP ENERGY COMPANY	929,128
4/1/2019	ANR	M3	SE	LEBANON/GLEN KARN REC	SHADYSIDE/TGP (DEL)	132681	FTS-1	EDF TRADING NORTH AMERICA, LLC	4,111
4/1/2019	ANR	M3	SE	REX SHELBYVILLE	ACADIA 2 INT DEL	123658	FTS-1	EQT ENERGY, LLC	351,733
4/1/2019	ANR	M3	SE	REX SHELBYVILLE	ACADIA 2 INT DEL	123659	FTS-1	EQT ENERGY, LLC	336,303
4/1/2019	ANR	M3	SE	REX SHELBYVILLE	ACADIA 2 INT DEL	125852	FTS-1	EQT ENERGY, LLC	578,901
4/1/2019	ANR	M3	SE	REX SHELBYVILLE	ACADIA 2 INT DEL	132586	FTS-1	DTE ENERGY TRADING, INC.	507,427
4/1/2019	ANR	M3	SE	REX SHELBYVILLE	ACADIA 2 INT DEL	132589	FTS-1	TENASKA MARKETING VENTURES	120,733
4/1/2019	ANR	M3	SE	REX SHELBYVILLE	ACADIA 2 INT DEL	132666	FTS-1	ECO-ENERGY NATURAL GAS, LLC	484,401
4/1/2019	ANR	M3	SE	REX SHELBYVILLE	ACADIA 2 INT DEL	132680	FTS-1	EDF TRADING NORTH AMERICA, LLC	184,881
4/1/2019	ANR	M3	SE	REX SHELBYVILLE	ACADIA 2 INT DEL	132681	FTS-1	EDF TRADING NORTH AMERICA, LLC	669,992
4/1/2019	ANR	M3	SE	REX SHELBYVILLE	ACADIA 2 INT DEL	132683	FTS-1	CASTLETON COMMODITIES MERCHANT TRADING L	106,421
4/1/2019	ANR	M3	SE	REX SHELBYVILLE	BOBCAT STORAGE (DEL)	132681	FTS-1	EDF TRADING NORTH AMERICA, LLC	72,149
4/1/2019	ANR	M3	SE	REX SHELBYVILLE	EGAN (DELIVERY) INT	132681	FTS-1	EDF TRADING NORTH AMERICA, LLC	46,140
4/1/2019	ANR	M3	SE	REX SHELBYVILLE	LOWRY PLANT INLET	132586	FTS-1	DTE ENERGY TRADING, INC.	56,021
4/1/2019	ANR	M3	SE	REX SHELBYVILLE	RIVERWAY (TO BRIDGELINE)	132586	FTS-1	DTE ENERGY TRADING, INC.	1,032
4/1/2019	ANR	M3	SE	REX SHELBYVILLE	S E CDP (TRANSMISSION)	123658	FTS-1	EQT ENERGY, LLC	220,000
4/1/2019	ANR	M3	SE	REX SHELBYVILLE	S E CDP (TRANSMISSION)	123659	FTS-1	EQT ENERGY, LLC	217,944
4/1/2019	ANR	M3	SE	REX SHELBYVILLE	S E CDP (TRANSMISSION)	125852	FTS-1	EQT ENERGY, LLC	355,002
4/1/2019	ANR	M3	SE	REX SHELBYVILLE	S E CDP (TRANSMISSION)	131280	FTS-1	MACQUARIE ENERGY LLC	20,218
4/1/2019	ANR	M3	SE	REX SHELBYVILLE	S E CDP (TRANSMISSION)	132586	FTS-1	DTE ENERGY TRADING, INC.	162,268
4/1/2019	ANR	M3	SE	REX SHELBYVILLE	S E CDP (TRANSMISSION)	132589	FTS-1	TENASKA MARKETING VENTURES	59,267
4/1/2019	ANR	M3	SE	REX SHELBYVILLE	S E CDP (TRANSMISSION)	132666	FTS-1	ECO-ENERGY NATURAL GAS, LLC	87,892
4/1/2019	ANR	M3	SE	REX SHELBYVILLE	S E CDP (TRANSMISSION)	132680	FTS-1	EDF TRADING NORTH AMERICA, LLC	12,465
4/1/2019	ANR	M3	SE	REX SHELBYVILLE	S E CDP (TRANSMISSION)	132681	FTS-1	EDF TRADING NORTH AMERICA, LLC	67,362
4/1/2019	ANR	M3	SE	REX SHELBYVILLE	S E CDP (TRANSMISSION)	132683	FTS-1	CASTLETON COMMODITIES MERCHANT TRADING L	41,899
4/1/2019	ANR	M3	SE	REX SHELBYVILLE	SHADYSIDE/TGP (DEL)	132680	FTS-1	EDF TRADING NORTH AMERICA, LLC	62,089

**ANR PIPELINE COMPANY
TRANSPORTATION SERVICES
ACTUAL THROUGHPUT BY RATE ROUTE**

Production								Sched	
Date	TSP	Rec Zn	Del Zn	Rec Loc Name	Del Loc Name	Svc Req K	Svc Cd	Svc Req Name	Throughput
4/1/2019	ANR	M3	SE	REX SHELBYVILLE	SHADYSIDE/TGP (DEL)	132681	FTS-1	EDF TRADING NORTH AMERICA, LLC	61,721
4/1/2019	ANR	M3	SE	REX SHELBYVILLE	ST LANDRY/FL INT	131280	FTS-1	MACQUARIE ENERGY LLC	595,212
4/1/2019	ANR	M3	SE	REX SHELBYVILLE	ST MARTINVILLE E TO LRC	132681	FTS-1	EDF TRADING NORTH AMERICA, LLC	77,281
4/1/2019	ANR	M3	SE	REX SHELBYVILLE	WEEKS ISLA/LIG PL	131279	FTS-1	BP ENERGY COMPANY	777,252
4/1/2019	ANR	M3	SE	WESTRICK	ACADIA 2 INT DEL	125083	FTS-1	ANTERO RESOURCES CORPORATION	5,794,063
4/1/2019	ANR	M3	SE	WESTRICK	ACADIA 2 INT DEL	132585	FTS-1	DTE ENERGY TRADING, INC.	872,192
4/1/2019	ANR	M3	SE	WESTRICK	ACADIA 2 INT DEL	132589	FTS-1	TENASKA MARKETING VENTURES	578,134
4/1/2019	ANR	M3	SE	WESTRICK	ACADIA 2 INT DEL	132666	FTS-1	ECO-ENERGY NATURAL GAS, LLC	59,111
4/1/2019	ANR	M3	SE	WESTRICK	ACADIA 2 INT DEL	132680	FTS-1	EDF TRADING NORTH AMERICA, LLC	37,355
4/1/2019	ANR	M3	SE	WESTRICK	ACADIA 2 INT DEL	132681	FTS-1	EDF TRADING NORTH AMERICA, LLC	2,500
4/1/2019	ANR	M3	SE	WESTRICK	ACADIA 2 INT DEL	132683	FTS-1	CASTLETON COMMODITIES MERCHANT TRADING L	821,575
4/1/2019	ANR	M3	SE	WESTRICK	AVALON	125083	FTS-1	ANTERO RESOURCES CORPORATION	900,354
4/1/2019	ANR	M3	SE	WESTRICK	AVALON	132585	FTS-1	DTE ENERGY TRADING, INC.	60,940
4/1/2019	ANR	M3	SE	WESTRICK	BOBCAT STORAGE (DEL)	132585	FTS-1	DTE ENERGY TRADING, INC.	4,880
4/1/2019	ANR	M3	SE	WESTRICK	BOBCAT STORAGE (DEL)	132680	FTS-1	EDF TRADING NORTH AMERICA, LLC	1,038
4/1/2019	ANR	M3	SE	WESTRICK	BOBCAT STORAGE (DEL)	132681	FTS-1	EDF TRADING NORTH AMERICA, LLC	1,731
4/1/2019	ANR	M3	SE	WESTRICK	LOWRY PLANT INLET	132589	FTS-1	TENASKA MARKETING VENTURES	72,588
4/1/2019	ANR	M3	SE	WESTRICK	RIVERWAY (TO BRIDGELINE)	125083	FTS-1	ANTERO RESOURCES CORPORATION	268,568
4/1/2019	ANR	M3	SE	WESTRICK	RIVERWAY (TO BRIDGELINE)	132585	FTS-1	DTE ENERGY TRADING, INC.	87,812
4/1/2019	ANR	M3	SE	WESTRICK	S E CDP (TRANSMISSION)	125083	FTS-1	ANTERO RESOURCES CORPORATION	1,527,705
4/1/2019	ANR	M3	SE	WESTRICK	S E CDP (TRANSMISSION)	132585	FTS-1	DTE ENERGY TRADING, INC.	163,016
4/1/2019	ANR	M3	SE	WESTRICK	S E CDP (TRANSMISSION)	132680	FTS-1	EDF TRADING NORTH AMERICA, LLC	2,765
4/1/2019	ANR	M3	SE	WESTRICK	S E CDP (TRANSMISSION)	132681	FTS-1	EDF TRADING NORTH AMERICA, LLC	7,840
4/1/2019	ANR	M3	SE	WESTRICK	S E CDP (TRANSMISSION)	132683	FTS-1	CASTLETON COMMODITIES MERCHANT TRADING L	453,843
4/1/2019	ANR	M3	SE	WESTRICK	SHADYSIDE/SONAT (DEL)	132592	FTS-1	TENASKA MARKETING VENTURES	801,482
4/1/2019	ANR	M3	SE	WESTRICK	SHADYSIDE/TGP (DEL)	131279	FTS-1	BP ENERGY COMPANY	12,000
4/1/2019	ANR	M3	SE	WESTRICK	SHADYSIDE/TGP (DEL)	132680	FTS-1	EDF TRADING NORTH AMERICA, LLC	37,911
4/1/2019	ANR	M3	SE	WESTRICK	SHADYSIDE/TGP (DEL)	132681	FTS-1	EDF TRADING NORTH AMERICA, LLC	1,133
4/1/2019	ANR	M3	SE	WESTRICK	ST LANDRY/FL INT	132585	FTS-1	DTE ENERGY TRADING, INC.	129,064
4/1/2019	ANR	M3	SE	WESTRICK	ST MARTINVILLE E TO LRC	125083	FTS-1	ANTERO RESOURCES CORPORATION	136,000
4/1/2019	ANR	M3	SE	WESTRICK	ST MARTINVILLE E TO LRC	132680	FTS-1	EDF TRADING NORTH AMERICA, LLC	1,032
4/1/2019	ANR	M3	SE	WESTRICK	ST MARTINVILLE E TO LRC	132681	FTS-1	EDF TRADING NORTH AMERICA, LLC	2,467
4/1/2019	ANR	M3	SE	WESTRICK	WEEKS ISLA/LIG PL	125083	FTS-1	ANTERO RESOURCES CORPORATION	161,403
4/1/2019	ANR	M3	SE	WESTRICK	WEEKS ISLA/LIG PL	131279	FTS-1	BP ENERGY COMPANY	63,034
4/1/2019	ANR	M3	SE	WESTRICK	WEEKS ISLA/LIG PL	132591	FTS-1	TENASKA MARKETING VENTURES	1,159,439
4/1/2019	ANR	M7	M2	ANRPL STORAGE FACILITIES	GLEASON	106308	FTS-1	THE WEST TENNESSEE PUBLIC UTILITY DISTRI	4,118
4/1/2019	ANR	M7	M2	FARWELL (RECEIPT)	DURALDE EVANGELINE INT	125883	FTS-1	ELEMENT MARKETS RENEWABLE NATURAL GAS, L	29,044
5/1/2019	ANR	M2	SE	FAYETTEVILLE EXPRESS	ACADIA 2 INT DEL	132586	FTS-1	DTE ENERGY TRADING, INC.	15,000
5/1/2019	ANR	M2	SE	FAYETTEVILLE EXPRESS	ACADIA 2 INT DEL	132666	FTS-1	ECO-ENERGY NATURAL GAS, LLC	24,000
5/1/2019	ANR	M2	SE	FAYETTEVILLE EXPRESS	S E CDP (TRANSMISSION)	126997	ITS	SHELL ENERGY NORTH AMERICA (US), L.P.	14,855

**ANR PIPELINE COMPANY
TRANSPORTATION SERVICES
ACTUAL THROUGHPUT BY RATE ROUTE**

Production								Sched	
Date	TSP	Rec Zn	Del Zn	Rec Loc Name	Del Loc Name	Svc Req K	Svc Cd	Svc Req Name	Throughput
5/1/2019	ANR	M2	SE	FAYETTEVILLE EXPRESS	S E CDP (TRANSMISSION)	131605	FTS-1	J. ARON & COMPANY LLC	15,000
5/1/2019	ANR	M2	SE	LIDDIEVILLE	S E CDP (TRANSMISSION)	126997	ITS	SHELL ENERGY NORTH AMERICA (US), L.P.	31,189
5/1/2019	ANR	M2	SE	LIDDIEVILLE 42	S E CDP (TRANSMISSION)	126997	ITS	SHELL ENERGY NORTH AMERICA (US), L.P.	53,936
5/1/2019	ANR	M2	SE	PINE PRAIRIE NORTH REC	ACADIA 2 INT DEL	132589	FTS-1	TENASKA MARKETING VENTURES	13,569
5/1/2019	ANR	M2	SE	PINE PRAIRIE NORTH REC	SHADYSIDE/SONAT (DEL)	132592	FTS-1	TENASKA MARKETING VENTURES	13,570
5/1/2019	ANR	M2	SE	PINE PRAIRIE NORTH REC	WEEKS ISLA/LIG PL	132591	FTS-1	TENASKA MARKETING VENTURES	18,060
5/1/2019	ANR	M2	SE	TIGER INTERCONNECT	ACADIA 2 INT DEL	124160	FTS-1	GULFPORT ENERGY CORPORATION	908,338
5/1/2019	ANR	M2	SE	TIGER INTERCONNECT	ACADIA 2 INT DEL	132585	FTS-1	DTE ENERGY TRADING, INC.	370,731
5/1/2019	ANR	M2	SE	TIGER INTERCONNECT	ACADIA 2 INT DEL	132586	FTS-1	DTE ENERGY TRADING, INC.	99,071
5/1/2019	ANR	M2	SE	TIGER INTERCONNECT	ACADIA 2 INT DEL	132666	FTS-1	ECO-ENERGY NATURAL GAS, LLC	44,254
5/1/2019	ANR	M2	SE	TIGER INTERCONNECT	S E CDP (TRANSMISSION)	126997	ITS	SHELL ENERGY NORTH AMERICA (US), L.P.	178,726
5/1/2019	ANR	M2	SE	TIGER INTERCONNECT	SHADYSIDE/SONAT (DEL)	115458	FTS-1	CHESAPEAKE ENERGY MARKETING, L.L.C.	125,687
5/1/2019	ANR	M2	SE	TIGER INTERCONNECT	WEEKS ISLA/LIG PL	115458	FTS-1	CHESAPEAKE ENERGY MARKETING, L.L.C.	2,865,431
5/1/2019	ANR	M3	M2	LEBANON/DOMINION RECEIPT	ALLEN PLANT	124160	FTS-1	GULFPORT ENERGY CORPORATION	881,871
5/1/2019	ANR	M3	M2	LEBANON/DOMINION RECEIPT	BROWNSVILLE INTERCONNECT	132666	FTS-1	ECO-ENERGY NATURAL GAS, LLC	15,000
5/1/2019	ANR	M3	M2	LEBANON/DOMINION RECEIPT	PINE PRAIRIE NORTH DEL	132590	FTS-1	TENASKA MARKETING VENTURES	20,294
5/1/2019	ANR	M3	M2	LEBANON/DOMINION RECEIPT	WEAKLEY COUNTY INT	132666	FTS-1	ECO-ENERGY NATURAL GAS, LLC	14,604
5/1/2019	ANR	M3	M2	REX SHELBYVILLE	ALLEN PLANT	124160	FTS-1	GULFPORT ENERGY CORPORATION	298,153
5/1/2019	ANR	M3	M2	REX SHELBYVILLE	ALLEN PLANT	126586	FTS-3	TENNESSEE VALLEY AUTHORITY	859,022
5/1/2019	ANR	M3	M2	REX SHELBYVILLE	ALLEN PLANT	132586	FTS-1	DTE ENERGY TRADING, INC.	30,000
5/1/2019	ANR	M3	M2	REX SHELBYVILLE	BAXTER HEALTH INT	131279	FTS-1	BP ENERGY COMPANY	11,795
5/1/2019	ANR	M3	M2	REX SHELBYVILLE	BROWNSVILLE INTERCONNECT	132586	FTS-1	DTE ENERGY TRADING, INC.	45,000
5/1/2019	ANR	M3	M2	REX SHELBYVILLE	BROWNSVILLE INTERCONNECT	132666	FTS-1	ECO-ENERGY NATURAL GAS, LLC	25,000
5/1/2019	ANR	M3	M2	REX SHELBYVILLE	DURALDE EVANGELINE INT	132595	FTS-1	HARTREE PARTNERS, LP	2,249
5/1/2019	ANR	M3	M2	REX SHELBYVILLE	PINE PRAIRIE NORTH DEL	123658	FTS-1	EQT ENERGY, LLC	259
5/1/2019	ANR	M3	M2	REX SHELBYVILLE	PINE PRAIRIE NORTH DEL	123659	FTS-1	EQT ENERGY, LLC	260
5/1/2019	ANR	M3	M2	REX SHELBYVILLE	PINE PRAIRIE NORTH DEL	125852	FTS-1	EQT ENERGY, LLC	422
5/1/2019	ANR	M3	M2	REX SHELBYVILLE	PINE PRAIRIE NORTH DEL	132716	FTS-1	WGL MIDSTREAM, INC.	19,325
5/1/2019	ANR	M3	M2	REX SHELBYVILLE	RABBIT RIDGE INT (DEL)	132666	FTS-1	ECO-ENERGY NATURAL GAS, LLC	12,000
5/1/2019	ANR	M3	M2	REX SHELBYVILLE	TIGER INTERCONNECT	132586	FTS-1	DTE ENERGY TRADING, INC.	587
5/1/2019	ANR	M3	M2	REX SHELBYVILLE	WEAKLEY COUNTY INT	114656	FTS-3	TENNESSEE VALLEY AUTHORITY	26,421
5/1/2019	ANR	M3	M2	REX SHELBYVILLE	WEAKLEY COUNTY INT	132586	FTS-1	DTE ENERGY TRADING, INC.	45,000
5/1/2019	ANR	M3	M2	WESTRICK	ALLEN PLANT	124160	FTS-1	GULFPORT ENERGY CORPORATION	369,976
5/1/2019	ANR	M3	M2	WESTRICK	ALLEN PLANT	132585	FTS-1	DTE ENERGY TRADING, INC.	373,938
5/1/2019	ANR	M3	M2	WESTRICK	BAXTER HEALTH INT	131279	FTS-1	BP ENERGY COMPANY	9,916
5/1/2019	ANR	M3	M2	WESTRICK	BROWNSVILLE INTERCONNECT	132585	FTS-1	DTE ENERGY TRADING, INC.	35,000
5/1/2019	ANR	M3	M2	WESTRICK	DURALDE EVANGELINE INT	125082	FTS-1	ANTERO RESOURCES CORPORATION	9,144,101
5/1/2019	ANR	M3	M2	WESTRICK	TIGER INTERCONNECT	132585	FTS-1	DTE ENERGY TRADING, INC.	308
5/1/2019	ANR	M3	M2	WESTRICK	WEAKLEY COUNTY INT	132585	FTS-1	DTE ENERGY TRADING, INC.	35,000
5/1/2019	ANR	M3	SE	LEBANON/DOMINION RECEIPT	ACADIA 2 INT DEL	132666	FTS-1	ECO-ENERGY NATURAL GAS, LLC	119,535

**ANR PIPELINE COMPANY
TRANSPORTATION SERVICES
ACTUAL THROUGHPUT BY RATE ROUTE**

Production								Sched	
Date	TSP	Rec Zn	Del Zn	Rec Loc Name	Del Loc Name	Svc Req K	Svc Cd	Svc Req Name	Throughput
5/1/2019	ANR	M3	SE	LEBANON/GLEN KARN REC	S E CDP (TRANSMISSION)	132091	FTS-1	BP ENERGY COMPANY	993,663
5/1/2019	ANR	M3	SE	REX SHELBYVILLE	ACADIA 2 INT DEL	123658	FTS-1	EQT ENERGY, LLC	609,421
5/1/2019	ANR	M3	SE	REX SHELBYVILLE	ACADIA 2 INT DEL	123659	FTS-1	EQT ENERGY, LLC	601,804
5/1/2019	ANR	M3	SE	REX SHELBYVILLE	ACADIA 2 INT DEL	125852	FTS-1	EQT ENERGY, LLC	990,249
5/1/2019	ANR	M3	SE	REX SHELBYVILLE	ACADIA 2 INT DEL	132586	FTS-1	DTE ENERGY TRADING, INC.	802,830
5/1/2019	ANR	M3	SE	REX SHELBYVILLE	ACADIA 2 INT DEL	132589	FTS-1	TENASKA MARKETING VENTURES	29,717
5/1/2019	ANR	M3	SE	REX SHELBYVILLE	ACADIA 2 INT DEL	132666	FTS-1	ECO-ENERGY NATURAL GAS, LLC	1,175,740
5/1/2019	ANR	M3	SE	REX SHELBYVILLE	ACADIA 2 INT DEL	132680	FTS-1	EDF TRADING NORTH AMERICA, LLC	183,889
5/1/2019	ANR	M3	SE	REX SHELBYVILLE	ACADIA 2 INT DEL	132681	FTS-1	EDF TRADING NORTH AMERICA, LLC	1,131,233
5/1/2019	ANR	M3	SE	REX SHELBYVILLE	ACADIA 2 INT DEL	132683	FTS-1	CASTLETON COMMODITIES MERCHANT TRADING L	365,291
5/1/2019	ANR	M3	SE	REX SHELBYVILLE	EGAN (DELIVERY) INT	131280	FTS-1	MACQUARIE ENERGY LLC	5,666
5/1/2019	ANR	M3	SE	REX SHELBYVILLE	EGAN (DELIVERY) INT	132681	FTS-1	EDF TRADING NORTH AMERICA, LLC	1,576
5/1/2019	ANR	M3	SE	REX SHELBYVILLE	S E CDP (TRANSMISSION)	131280	FTS-1	MACQUARIE ENERGY LLC	70,260
5/1/2019	ANR	M3	SE	REX SHELBYVILLE	S E CDP (TRANSMISSION)	132631	FTS-1	CASTLETON COMMODITIES MERCHANT TRADING L	500
5/1/2019	ANR	M3	SE	REX SHELBYVILLE	ST LANDRY/FL INT	131280	FTS-1	MACQUARIE ENERGY LLC	668,521
5/1/2019	ANR	M3	SE	REX SHELBYVILLE	WEEKS ISLA/LIG PL	131279	FTS-1	BP ENERGY COMPANY	486,565
5/1/2019	ANR	M3	SE	WESTRICK	ACADIA 2 INT DEL	125083	FTS-1	ANTERO RESOURCES CORPORATION	6,020,602
5/1/2019	ANR	M3	SE	WESTRICK	ACADIA 2 INT DEL	132585	FTS-1	DTE ENERGY TRADING, INC.	1,042,514
5/1/2019	ANR	M3	SE	WESTRICK	ACADIA 2 INT DEL	132589	FTS-1	TENASKA MARKETING VENTURES	886,431
5/1/2019	ANR	M3	SE	WESTRICK	ACADIA 2 INT DEL	132680	FTS-1	EDF TRADING NORTH AMERICA, LLC	197,332
5/1/2019	ANR	M3	SE	WESTRICK	ACADIA 2 INT DEL	132681	FTS-1	EDF TRADING NORTH AMERICA, LLC	5,007
5/1/2019	ANR	M3	SE	WESTRICK	ACADIA 2 INT DEL	132683	FTS-1	CASTLETON COMMODITIES MERCHANT TRADING L	1,158,004
5/1/2019	ANR	M3	SE	WESTRICK	S E CDP (TRANSMISSION)	125083	FTS-1	ANTERO RESOURCES CORPORATION	3,099,425
5/1/2019	ANR	M3	SE	WESTRICK	SHADYSIDE/SONAT (DEL)	131279	FTS-1	BP ENERGY COMPANY	3,200
5/1/2019	ANR	M3	SE	WESTRICK	SHADYSIDE/SONAT (DEL)	132592	FTS-1	TENASKA MARKETING VENTURES	916,430
5/1/2019	ANR	M3	SE	WESTRICK	SHADYSIDE/TGP (DEL)	131279	FTS-1	BP ENERGY COMPANY	6,500
5/1/2019	ANR	M3	SE	WESTRICK	WEEKS ISLA/LIG PL	131279	FTS-1	BP ENERGY COMPANY	400,723
5/1/2019	ANR	M3	SE	WESTRICK	WEEKS ISLA/LIG PL	132591	FTS-1	TENASKA MARKETING VENTURES	1,219,770
5/1/2019	ANR	M7	M2	ANRPL STORAGE FACILITIES	GLEASON	106308	FTS-1	THE WEST TENNESSEE PUBLIC UTILITY DISTRI	1,646
5/1/2019	ANR	M7	M2	FARWELL (RECEIPT)	DURALDE EVANGELINE INT	125883	FTS-1	ELEMENT MARKETS RENEWABLE NATURAL GAS, L	33,007
5/1/2019	ANR	M7	SW	ALLIANCE/ANR INT	S W CDP	121075	ITS	CASTLETON COMMODITIES MERCHANT TRADING L	107
6/1/2019	ANR	M2	SE	FAYETTEVILLE EXPRESS	ACADIA 2 INT DEL	132666	FTS-1	ECO-ENERGY NATURAL GAS, LLC	27,429
6/1/2019	ANR	M2	SE	MIDCONTINENT EXPRESS	ACADIA 2 INT DEL	132589	FTS-1	TENASKA MARKETING VENTURES	27,444
6/1/2019	ANR	M2	SE	MIDCONTINENT EXPRESS	SHADYSIDE/SONAT (DEL)	132594	FTS-1	TENASKA MARKETING VENTURES	22,943
6/1/2019	ANR	M2	SE	MIDCONTINENT EXPRESS	WEEKS ISLA/LIG PL	132593	FTS-1	TENASKA MARKETING VENTURES	36,038
6/1/2019	ANR	M2	SE	PINE PRAIRIE NORTH REC	ACADIA 2 INT DEL	132589	FTS-1	TENASKA MARKETING VENTURES	15,866
6/1/2019	ANR	M2	SE	PINE PRAIRIE NORTH REC	SHADYSIDE/SONAT (DEL)	132594	FTS-1	TENASKA MARKETING VENTURES	20,366
6/1/2019	ANR	M2	SE	PINE PRAIRIE NORTH REC	WEEKS ISLA/LIG PL	132593	FTS-1	TENASKA MARKETING VENTURES	21,608
6/1/2019	ANR	M2	SE	TIGER INTERCONNECT	ACADIA 2 INT DEL	124160	FTS-1	GULFPORT ENERGY CORPORATION	1,467,242
6/1/2019	ANR	M2	SE	TIGER INTERCONNECT	ACADIA 2 INT DEL	132585	FTS-1	DTE ENERGY TRADING, INC.	395,769

**ANR PIPELINE COMPANY
TRANSPORTATION SERVICES
ACTUAL THROUGHPUT BY RATE ROUTE**

Production								Sched	
Date	TSP	Rec Zn	Del Zn	Rec Loc Name	Del Loc Name	Svc Req K	Svc Cd	Svc Req Name	Throughput
6/1/2019	ANR	M2	SE	TIGER INTERCONNECT	ACADIA 2 INT DEL	132586	FTS-1	DTE ENERGY TRADING, INC.	359,041
6/1/2019	ANR	M2	SE	TIGER INTERCONNECT	ACADIA 2 INT DEL	132666	FTS-1	ECO-ENERGY NATURAL GAS, LLC	33,750
6/1/2019	ANR	M2	SE	TIGER INTERCONNECT	BOBCAT STORAGE (DEL)	115458	FTS-1	CHESAPEAKE ENERGY MARKETING, L.L.C.	15,238
6/1/2019	ANR	M2	SE	TIGER INTERCONNECT	SHADYSIDE/SONAT (DEL)	115458	FTS-1	CHESAPEAKE ENERGY MARKETING, L.L.C.	120,000
6/1/2019	ANR	M2	SE	TIGER INTERCONNECT	WEEKS ISLA/LIG PL	115458	FTS-1	CHESAPEAKE ENERGY MARKETING, L.L.C.	2,779,235
6/1/2019	ANR	M3	M2	LEBANON/DOMINION RECEIPT	ALLEN PLANT	124160	FTS-1	GULFPORT ENERGY CORPORATION	935,500
6/1/2019	ANR	M3	M2	REX SHELBYVILLE	ALLEN PLANT	124160	FTS-1	GULFPORT ENERGY CORPORATION	492,467
6/1/2019	ANR	M3	M2	REX SHELBYVILLE	ALLEN PLANT	126586	FTS-3	TENNESSEE VALLEY AUTHORITY	742,439
6/1/2019	ANR	M3	M2	REX SHELBYVILLE	ALLEN PLANT	132586	FTS-1	DTE ENERGY TRADING, INC.	180,000
6/1/2019	ANR	M3	M2	REX SHELBYVILLE	ALLEN PLANT	132876	FTS-1	WGL MIDSTREAM, INC.	80,000
6/1/2019	ANR	M3	M2	REX SHELBYVILLE	BAXTER HEALTH INT	131279	FTS-1	BP ENERGY COMPANY	19,901
6/1/2019	ANR	M3	M2	REX SHELBYVILLE	BROWNSVILLE INTERCONNECT	132586	FTS-1	DTE ENERGY TRADING, INC.	80,000
6/1/2019	ANR	M3	M2	REX SHELBYVILLE	PINE PRAIRIE NORTH DEL	132876	FTS-1	WGL MIDSTREAM, INC.	9,325
6/1/2019	ANR	M3	M2	REX SHELBYVILLE	TIGER INTERCONNECT	132586	FTS-1	DTE ENERGY TRADING, INC.	14,539
6/1/2019	ANR	M3	M2	REX SHELBYVILLE	WEAKLEY COUNTY INT	132586	FTS-1	DTE ENERGY TRADING, INC.	98,543
6/1/2019	ANR	M3	M2	WESTRICK	ALLEN PLANT	124160	FTS-1	GULFPORT ENERGY CORPORATION	2,662
6/1/2019	ANR	M3	M2	WESTRICK	ALLEN PLANT	132585	FTS-1	DTE ENERGY TRADING, INC.	261,969
6/1/2019	ANR	M3	M2	WESTRICK	BROWNSVILLE INTERCONNECT	132585	FTS-1	DTE ENERGY TRADING, INC.	125,000
6/1/2019	ANR	M3	M2	WESTRICK	DURALDE EVANGELINE INT	125082	FTS-1	ANTERO RESOURCES CORPORATION	8,516,917
6/1/2019	ANR	M3	M2	WESTRICK	PINE PRAIRIE NORTH DEL	132589	FTS-1	TENASKA MARKETING VENTURES	86
6/1/2019	ANR	M3	M2	WESTRICK	TIGER INTERCONNECT	132585	FTS-1	DTE ENERGY TRADING, INC.	37,146
6/1/2019	ANR	M3	M2	WESTRICK	TIGER INTERCONNECT	132589	FTS-1	TENASKA MARKETING VENTURES	14,569
6/1/2019	ANR	M3	M2	WESTRICK	TIGER INTERCONNECT	132593	FTS-1	TENASKA MARKETING VENTURES	19,507
6/1/2019	ANR	M3	M2	WESTRICK	TIGER INTERCONNECT	132594	FTS-1	TENASKA MARKETING VENTURES	14,655
6/1/2019	ANR	M3	SE	LEBANON/GLEN KARN REC	S E CDP (TRANSMISSION)	132091	FTS-1	BP ENERGY COMPANY	882,180
6/1/2019	ANR	M3	SE	REX SHELBYVILLE	ACADIA 2 INT DEL	123658	FTS-1	EQT ENERGY, LLC	551,765
6/1/2019	ANR	M3	SE	REX SHELBYVILLE	ACADIA 2 INT DEL	123659	FTS-1	EQT ENERGY, LLC	559,267
6/1/2019	ANR	M3	SE	REX SHELBYVILLE	ACADIA 2 INT DEL	125852	FTS-1	EQT ENERGY, LLC	895,973
6/1/2019	ANR	M3	SE	REX SHELBYVILLE	ACADIA 2 INT DEL	132586	FTS-1	DTE ENERGY TRADING, INC.	498,268
6/1/2019	ANR	M3	SE	REX SHELBYVILLE	ACADIA 2 INT DEL	132666	FTS-1	ECO-ENERGY NATURAL GAS, LLC	1,193,482
6/1/2019	ANR	M3	SE	REX SHELBYVILLE	ACADIA 2 INT DEL	132680	FTS-1	EDF TRADING NORTH AMERICA, LLC	297,162
6/1/2019	ANR	M3	SE	REX SHELBYVILLE	ACADIA 2 INT DEL	132681	FTS-1	EDF TRADING NORTH AMERICA, LLC	1,042,851
6/1/2019	ANR	M3	SE	REX SHELBYVILLE	ACADIA 2 INT DEL	132683	FTS-1	CASTLETON COMMODITIES MERCHANT TRADING L	78,715
6/1/2019	ANR	M3	SE	REX SHELBYVILLE	EGAN (DELIVERY) INT	132903	FTS-1	MANSFIELD POWER AND GAS, LLC	2
6/1/2019	ANR	M3	SE	REX SHELBYVILLE	S E CDP (TRANSMISSION)	131280	FTS-1	MACQUARIE ENERGY LLC	11,733
6/1/2019	ANR	M3	SE	REX SHELBYVILLE	ST LANDRY/FL INT	131280	FTS-1	MACQUARIE ENERGY LLC	635,409
6/1/2019	ANR	M3	SE	REX SHELBYVILLE	WEEKS ISLA/LIG PL	131279	FTS-1	BP ENERGY COMPANY	842,223
6/1/2019	ANR	M3	SE	WESTRICK	ACADIA 2 INT DEL	125083	FTS-1	ANTERO RESOURCES CORPORATION	3,266,913
6/1/2019	ANR	M3	SE	WESTRICK	ACADIA 2 INT DEL	132585	FTS-1	DTE ENERGY TRADING, INC.	969,018
6/1/2019	ANR	M3	SE	WESTRICK	ACADIA 2 INT DEL	132589	FTS-1	TENASKA MARKETING VENTURES	856,690

**ANR PIPELINE COMPANY
TRANSPORTATION SERVICES
ACTUAL THROUGHPUT BY RATE ROUTE**

Production								Sched	
Date	TSP	Rec Zn	Del Zn	Rec Loc Name	Del Loc Name	Svc Req K	Svc Cd	Svc Req Name	Throughput
6/1/2019	ANR	M3	SE	WESTRICK	ACADIA 2 INT DEL	132666	FTS-1	ECO-ENERGY NATURAL GAS, LLC	16,082
6/1/2019	ANR	M3	SE	WESTRICK	ACADIA 2 INT DEL	132680	FTS-1	EDF TRADING NORTH AMERICA, LLC	56,020
6/1/2019	ANR	M3	SE	WESTRICK	ACADIA 2 INT DEL	132683	FTS-1	CASTLETON COMMODITIES MERCHANT TRADING L	1,340,771
6/1/2019	ANR	M3	SE	WESTRICK	S E CDP (TRANSMISSION)	125083	FTS-1	ANTERO RESOURCES CORPORATION	5,249,859
6/1/2019	ANR	M3	SE	WESTRICK	SHADYSIDE/SONAT (DEL)	132594	FTS-1	TENASKA MARKETING VENTURES	856,691
6/1/2019	ANR	M3	SE	WESTRICK	WEEKS ISLA/LIG PL	132593	FTS-1	TENASKA MARKETING VENTURES	1,140,254
6/1/2019	ANR	M3	SW	IPLS REX SHELBYVILLE	S W CDP	118861	ITS	UNITED ENERGY TRADING, LLC	29
6/1/2019	ANR	M7	M2	ANRPL STORAGE FACILITIES	GLEASON	106308	FTS-1	THE WEST TENNESSEE PUBLIC UTILITY DISTRI	1,814
6/1/2019	ANR	M7	M2	FARWELL (RECEIPT)	DURALDE EVANGELINE INT	125883	FTS-1	ELEMENT MARKETS RENEWABLE NATURAL GAS, L	32,087
6/1/2019	ANR	M7	SW	IPLS DETROIT A	S W CDP	118861	ITS	UNITED ENERGY TRADING, LLC	58
7/1/2019	ANR	M2	SE	FAYETTEVILLE EXPRESS	ACADIA 2 INT DEL	132589	FTS-1	TENASKA MARKETING VENTURES	25,641
7/1/2019	ANR	M2	SE	FAYETTEVILLE EXPRESS	S E CDP (TRANSMISSION)	126997	ITS	SHELL ENERGY NORTH AMERICA (US), L.P.	7,480
7/1/2019	ANR	M2	SE	FAYETTEVILLE EXPRESS	WEEKS ISLA/LIG PL	132593	FTS-1	TENASKA MARKETING VENTURES	29,915
7/1/2019	ANR	M2	SE	MIDCONTINENT EXPRESS	ACADIA 2 INT DEL	132589	FTS-1	TENASKA MARKETING VENTURES	4,359
7/1/2019	ANR	M2	SE	MIDCONTINENT EXPRESS	ACADIA 2 INT DEL	132666	FTS-1	ECO-ENERGY NATURAL GAS, LLC	18,215
7/1/2019	ANR	M2	SE	MIDCONTINENT EXPRESS	WEEKS ISLA/LIG PL	132593	FTS-1	TENASKA MARKETING VENTURES	5,085
7/1/2019	ANR	M2	SE	PINE PRAIRIE NORTH REC	ACADIA 2 INT DEL	132589	FTS-1	TENASKA MARKETING VENTURES	17,714
7/1/2019	ANR	M2	SE	PINE PRAIRIE NORTH REC	SHADYSIDE/SONAT (DEL)	132594	FTS-1	TENASKA MARKETING VENTURES	22,023
7/1/2019	ANR	M2	SE	PINE PRAIRIE NORTH REC	WEEKS ISLA/LIG PL	132593	FTS-1	TENASKA MARKETING VENTURES	25,408
7/1/2019	ANR	M2	SE	TIGER INTERCONNECT	ACADIA 2 INT DEL	124160	FTS-1	GULFPORT ENERGY CORPORATION	1,281,451
7/1/2019	ANR	M2	SE	TIGER INTERCONNECT	ACADIA 2 INT DEL	132585	FTS-1	DTE ENERGY TRADING, INC.	789,533
7/1/2019	ANR	M2	SE	TIGER INTERCONNECT	ACADIA 2 INT DEL	132586	FTS-1	DTE ENERGY TRADING, INC.	499,621
7/1/2019	ANR	M2	SE	TIGER INTERCONNECT	BOBCAT STORAGE (DEL)	115458	FTS-1	CHESAPEAKE ENERGY MARKETING, L.L.C.	34,958
7/1/2019	ANR	M2	SE	TIGER INTERCONNECT	S E CDP (TRANSMISSION)	126997	ITS	SHELL ENERGY NORTH AMERICA (US), L.P.	21,203
7/1/2019	ANR	M2	SE	TIGER INTERCONNECT	SHADYSIDE/SONAT (DEL)	115458	FTS-1	CHESAPEAKE ENERGY MARKETING, L.L.C.	157,857
7/1/2019	ANR	M2	SE	TIGER INTERCONNECT	WEEKS ISLA/LIG PL	115458	FTS-1	CHESAPEAKE ENERGY MARKETING, L.L.C.	2,441,813
7/1/2019	ANR	M3	M2	LEBANON/DOMINION RECEIPT	ALLEN PLANT	124160	FTS-1	GULFPORT ENERGY CORPORATION	175,398
7/1/2019	ANR	M3	M2	REX SHELBYVILLE	ALLEN PLANT	124160	FTS-1	GULFPORT ENERGY CORPORATION	895,972
7/1/2019	ANR	M3	M2	REX SHELBYVILLE	ALLEN PLANT	126586	FTS-3	TENNESSEE VALLEY AUTHORITY	166,224
7/1/2019	ANR	M3	M2	REX SHELBYVILLE	ALLEN PLANT	132586	FTS-1	DTE ENERGY TRADING, INC.	201,607
7/1/2019	ANR	M3	M2	REX SHELBYVILLE	BAXTER HEALTH INT	131279	FTS-1	BP ENERGY COMPANY	16,890
7/1/2019	ANR	M3	M2	REX SHELBYVILLE	BROWNSVILLE INTERCONNECT	132586	FTS-1	DTE ENERGY TRADING, INC.	154,622
7/1/2019	ANR	M3	M2	REX SHELBYVILLE	BROWNSVILLE INTERCONNECT	132922	FTS-1	WGL MIDSTREAM, INC.	51,900
7/1/2019	ANR	M3	M2	REX SHELBYVILLE	TIGER INTERCONNECT	132586	FTS-1	DTE ENERGY TRADING, INC.	9,451
7/1/2019	ANR	M3	M2	REX SHELBYVILLE	WEAKLEY COUNTY INT	132586	FTS-1	DTE ENERGY TRADING, INC.	125,000
7/1/2019	ANR	M3	M2	REX SHELBYVILLE	WEAKLEY COUNTY INT	132922	FTS-1	WGL MIDSTREAM, INC.	26,866
7/1/2019	ANR	M3	M2	WESTRICK	ALLEN PLANT	124160	FTS-1	GULFPORT ENERGY CORPORATION	448,266
7/1/2019	ANR	M3	M2	WESTRICK	ALLEN PLANT	132585	FTS-1	DTE ENERGY TRADING, INC.	557,952
7/1/2019	ANR	M3	M2	WESTRICK	ALLEN PLANT	132589	FTS-1	TENASKA MARKETING VENTURES	25,689
7/1/2019	ANR	M3	M2	WESTRICK	ALLEN PLANT	132593	FTS-1	TENASKA MARKETING VENTURES	29,971

**ANR PIPELINE COMPANY
TRANSPORTATION SERVICES
ACTUAL THROUGHPUT BY RATE ROUTE**

Production								Sched	
Date	TSP	Rec Zn	Del Zn	Rec Loc Name	Del Loc Name	Svc Req K	Svc Cd	Svc Req Name	Throughput
7/1/2019	ANR	M3	M2	WESTRICK	BROWNSVILLE INTERCONNECT	132585	FTS-1	DTE ENERGY TRADING, INC.	156,316
7/1/2019	ANR	M3	M2	WESTRICK	BROWNSVILLE INTERCONNECT	132922	FTS-1	WGL MIDSTREAM, INC.	8,784
7/1/2019	ANR	M3	M2	WESTRICK	DURALDE EVANGELINE INT	125082	FTS-1	ANTERO RESOURCES CORPORATION	9,086,846
7/1/2019	ANR	M3	M2	WESTRICK	PINE PRAIRIE NORTH DEL	132593	FTS-1	TENASKA MARKETING VENTURES	3,480
7/1/2019	ANR	M3	M2	WESTRICK	TIGER INTERCONNECT	132585	FTS-1	DTE ENERGY TRADING, INC.	7,265
7/1/2019	ANR	M3	M2	WESTRICK	WEAKLEY COUNTY INT	132585	FTS-1	DTE ENERGY TRADING, INC.	75,000
7/1/2019	ANR	M3	SE	FUEL SEGMENT 3	ACADIA 2 INT DEL	120604	ITS	CASTLETON COMMODITIES MERCHANT TRADING L	1
7/1/2019	ANR	M3	SE	LEBANON/GLEN KARN REC	S E CDP (TRANSMISSION)	132091	FTS-1	BP ENERGY COMPANY	967,698
7/1/2019	ANR	M3	SE	REX SHELBYVILLE	ACADIA 2 INT DEL	123658	FTS-1	EQT ENERGY, LLC	582,404
7/1/2019	ANR	M3	SE	REX SHELBYVILLE	ACADIA 2 INT DEL	123659	FTS-1	EQT ENERGY, LLC	573,386
7/1/2019	ANR	M3	SE	REX SHELBYVILLE	ACADIA 2 INT DEL	125852	FTS-1	EQT ENERGY, LLC	961,541
7/1/2019	ANR	M3	SE	REX SHELBYVILLE	ACADIA 2 INT DEL	132586	FTS-1	DTE ENERGY TRADING, INC.	420,923
7/1/2019	ANR	M3	SE	REX SHELBYVILLE	ACADIA 2 INT DEL	132666	FTS-1	ECO-ENERGY NATURAL GAS, LLC	1,333,127
7/1/2019	ANR	M3	SE	REX SHELBYVILLE	ACADIA 2 INT DEL	132680	FTS-1	EDF TRADING NORTH AMERICA, LLC	185,433
7/1/2019	ANR	M3	SE	REX SHELBYVILLE	ACADIA 2 INT DEL	132681	FTS-1	EDF TRADING NORTH AMERICA, LLC	932,509
7/1/2019	ANR	M3	SE	REX SHELBYVILLE	ACADIA 2 INT DEL	132683	FTS-1	CASTLETON COMMODITIES MERCHANT TRADING L	223,055
7/1/2019	ANR	M3	SE	REX SHELBYVILLE	S E CDP (TRANSMISSION)	131280	FTS-1	MACQUARIE ENERGY LLC	83,324
7/1/2019	ANR	M3	SE	REX SHELBYVILLE	ST LANDRY/FL INT	131280	FTS-1	MACQUARIE ENERGY LLC	638,676
7/1/2019	ANR	M3	SE	REX SHELBYVILLE	WEEKS ISLA/LIG PL	131279	FTS-1	BP ENERGY COMPANY	891,867
7/1/2019	ANR	M3	SE	WESTRICK	ACADIA 2 INT DEL	125083	FTS-1	ANTERO RESOURCES CORPORATION	4,436,840
7/1/2019	ANR	M3	SE	WESTRICK	ACADIA 2 INT DEL	132585	FTS-1	DTE ENERGY TRADING, INC.	677,082
7/1/2019	ANR	M3	SE	WESTRICK	ACADIA 2 INT DEL	132589	FTS-1	TENASKA MARKETING VENTURES	882,286
7/1/2019	ANR	M3	SE	WESTRICK	ACADIA 2 INT DEL	132666	FTS-1	ECO-ENERGY NATURAL GAS, LLC	7
7/1/2019	ANR	M3	SE	WESTRICK	ACADIA 2 INT DEL	132680	FTS-1	EDF TRADING NORTH AMERICA, LLC	186,772
7/1/2019	ANR	M3	SE	WESTRICK	ACADIA 2 INT DEL	132681	FTS-1	EDF TRADING NORTH AMERICA, LLC	187,692
7/1/2019	ANR	M3	SE	WESTRICK	ACADIA 2 INT DEL	132683	FTS-1	CASTLETON COMMODITIES MERCHANT TRADING L	1,272,717
7/1/2019	ANR	M3	SE	WESTRICK	AVALON	125083	FTS-1	ANTERO RESOURCES CORPORATION	1,011,555
7/1/2019	ANR	M3	SE	WESTRICK	FOURNERAT ROAD DELIVERY	125083	FTS-1	ANTERO RESOURCES CORPORATION	171,073
7/1/2019	ANR	M3	SE	WESTRICK	RIVERWAY (TO BRIDGELINE)	125083	FTS-1	ANTERO RESOURCES CORPORATION	599,986
7/1/2019	ANR	M3	SE	WESTRICK	S E CDP (TRANSMISSION)	125083	FTS-1	ANTERO RESOURCES CORPORATION	1,850,430
7/1/2019	ANR	M3	SE	WESTRICK	S E CDP (TRANSMISSION)	131280	FTS-1	MACQUARIE ENERGY LLC	4
7/1/2019	ANR	M3	SE	WESTRICK	SHADYSIDE/SONAT (DEL)	125083	FTS-1	ANTERO RESOURCES CORPORATION	60,410
7/1/2019	ANR	M3	SE	WESTRICK	SHADYSIDE/SONAT (DEL)	132594	FTS-1	TENASKA MARKETING VENTURES	907,977
7/1/2019	ANR	M3	SE	WESTRICK	ST MARTINVILLE E TO LRC	125083	FTS-1	ANTERO RESOURCES CORPORATION	681,228
7/1/2019	ANR	M3	SE	WESTRICK	TEPETATE	132593	FTS-1	TENASKA MARKETING VENTURES	19,720
7/1/2019	ANR	M3	SE	WESTRICK	WEEKS ISLA/LIG PL	125083	FTS-1	ANTERO RESOURCES CORPORATION	274,514
7/1/2019	ANR	M3	SE	WESTRICK	WEEKS ISLA/LIG PL	132593	FTS-1	TENASKA MARKETING VENTURES	1,106,376
7/1/2019	ANR	M5	SW	ALDEN/WILLIAMS NAT GAS	S W CDP	120977	ITS	TENASKA MARKETING VENTURES	2,056
7/1/2019	ANR	M7	M2	ANRPL STORAGE FACILITIES	GLEASON	106308	FTS-1	THE WEST TENNESSEE PUBLIC UTILITY DISTRI	1,823
7/1/2019	ANR	M7	M2	FARWELL (RECEIPT)	DURALDE EVANGELINE INT	125883	FTS-1	ELEMENT MARKETS RENEWABLE NATURAL GAS, L	31,857

**ANR PIPELINE COMPANY
TRANSPORTATION SERVICES
ACTUAL THROUGHPUT BY RATE ROUTE**

Production									Sched
Date	TSP	Rec Zn	Del Zn	Rec Loc Name	Del Loc Name	Svc Req K	Svc Cd	Svc Req Name	Throughput
7/1/2019	ANR	M7	M2	FARWELL (RECEIPT)	DURALDE EVANGELINE INT	126737	ITS	ELEMENT MARKETS RENEWABLE NATURAL GAS, L	307
8/1/2019	ANR	M2	SE	FAYETTEVILLE EXPRESS	ACADIA 2 INT DEL	132589	FTS-1	TENASKA MARKETING VENTURES	123,686
8/1/2019	ANR	M2	SE	FAYETTEVILLE EXPRESS	ACADIA 2 INT DEL	132666	FTS-1	ECO-ENERGY NATURAL GAS, LLC	8,100
8/1/2019	ANR	M2	SE	FAYETTEVILLE EXPRESS	SHADYSIDE/SONAT (DEL)	132594	FTS-1	TENASKA MARKETING VENTURES	296,458
8/1/2019	ANR	M2	SE	FAYETTEVILLE EXPRESS	WEEKS ISLA/LIG PL	132593	FTS-1	TENASKA MARKETING VENTURES	62,457
8/1/2019	ANR	M2	SE	FUEL SEGMENT 2	ACADIA 2 INT DEL	132585	FTS-1	DTE ENERGY TRADING, INC.	3,125
8/1/2019	ANR	M2	SE	FUEL SEGMENT 2	ACADIA 2 INT DEL	132586	FTS-1	DTE ENERGY TRADING, INC.	771
8/1/2019	ANR	M2	SE	MIDCONTINENT EXPRESS	ACADIA 2 INT DEL	132589	FTS-1	TENASKA MARKETING VENTURES	32,000
8/1/2019	ANR	M2	SE	MIDCONTINENT EXPRESS	SHADYSIDE/SONAT (DEL)	132594	FTS-1	TENASKA MARKETING VENTURES	32,780
8/1/2019	ANR	M2	SE	MIDCONTINENT EXPRESS	WEEKS ISLA/LIG PL	132593	FTS-1	TENASKA MARKETING VENTURES	924
8/1/2019	ANR	M2	SE	PINE PRAIRIE NORTH REC	ACADIA 2 INT DEL	132589	FTS-1	TENASKA MARKETING VENTURES	6,680
8/1/2019	ANR	M2	SE	PINE PRAIRIE NORTH REC	SHADYSIDE/SONAT (DEL)	132594	FTS-1	TENASKA MARKETING VENTURES	6,681
8/1/2019	ANR	M2	SE	PINE PRAIRIE NORTH REC	WEEKS ISLA/LIG PL	132593	FTS-1	TENASKA MARKETING VENTURES	6,432
8/1/2019	ANR	M2	SE	RICHLAND SOUTH INT	S E CDP (TRANSMISSION)	126997	ITS	SHELL ENERGY NORTH AMERICA (US), L.P.	2,483
8/1/2019	ANR	M2	SE	TIGER INTERCONNECT	ACADIA 2 INT DEL	124160	FTS-1	GULFPORT ENERGY CORPORATION	296,827
8/1/2019	ANR	M2	SE	TIGER INTERCONNECT	ACADIA 2 INT DEL	132585	FTS-1	DTE ENERGY TRADING, INC.	876,799
8/1/2019	ANR	M2	SE	TIGER INTERCONNECT	ACADIA 2 INT DEL	132586	FTS-1	DTE ENERGY TRADING, INC.	250,792
8/1/2019	ANR	M2	SE	TIGER INTERCONNECT	ACADIA 2 INT DEL	132589	FTS-1	TENASKA MARKETING VENTURES	12,179
8/1/2019	ANR	M2	SE	TIGER INTERCONNECT	ACADIA 2 INT DEL	132666	FTS-1	ECO-ENERGY NATURAL GAS, LLC	40,754
8/1/2019	ANR	M2	SE	TIGER INTERCONNECT	AVALON	132585	FTS-1	DTE ENERGY TRADING, INC.	30,000
8/1/2019	ANR	M2	SE	TIGER INTERCONNECT	BOBCAT STORAGE (DEL)	115458	FTS-1	CHESAPEAKE ENERGY MARKETING, L.L.C.	78,777
8/1/2019	ANR	M2	SE	TIGER INTERCONNECT	RIVERWAY (TO BRIDGELINE)	115458	FTS-1	CHESAPEAKE ENERGY MARKETING, L.L.C.	658,461
8/1/2019	ANR	M2	SE	TIGER INTERCONNECT	RIVERWAY (TO BRIDGELINE)	132585	FTS-1	DTE ENERGY TRADING, INC.	70,994
8/1/2019	ANR	M2	SE	TIGER INTERCONNECT	RIVERWAY (TO BRIDGELINE)	132586	FTS-1	DTE ENERGY TRADING, INC.	93,272
8/1/2019	ANR	M2	SE	TIGER INTERCONNECT	S E CDP (TRANSMISSION)	124160	FTS-1	GULFPORT ENERGY CORPORATION	809,545
8/1/2019	ANR	M2	SE	TIGER INTERCONNECT	S E CDP (TRANSMISSION)	126997	ITS	SHELL ENERGY NORTH AMERICA (US), L.P.	453,498
8/1/2019	ANR	M2	SE	TIGER INTERCONNECT	SHADYSIDE/SONAT (DEL)	115458	FTS-1	CHESAPEAKE ENERGY MARKETING, L.L.C.	335,346
8/1/2019	ANR	M2	SE	TIGER INTERCONNECT	SHADYSIDE/SONAT (DEL)	132594	FTS-1	TENASKA MARKETING VENTURES	12,180
8/1/2019	ANR	M2	SE	TIGER INTERCONNECT	SHADYSIDE/TGP (DEL)	115458	FTS-1	CHESAPEAKE ENERGY MARKETING, L.L.C.	10,000
8/1/2019	ANR	M2	SE	TIGER INTERCONNECT	WEEKS ISLA/LIG PL	115458	FTS-1	CHESAPEAKE ENERGY MARKETING, L.L.C.	1,843,481
8/1/2019	ANR	M2	SE	TIGER INTERCONNECT	WEEKS ISLA/LIG PL	132593	FTS-1	TENASKA MARKETING VENTURES	30,071
8/1/2019	ANR	M3	M2	FUEL SEGMENT 3	ALLEN PLANT	132586	FTS-1	DTE ENERGY TRADING, INC.	5,072
8/1/2019	ANR	M3	M2	LEBANON/DOMINION RECEIPT	ALLEN PLANT	124160	FTS-1	GULFPORT ENERGY CORPORATION	882,048
8/1/2019	ANR	M3	M2	REX SHELBYVILLE	ALLEN PLANT	124160	FTS-1	GULFPORT ENERGY CORPORATION	173,245
8/1/2019	ANR	M3	M2	REX SHELBYVILLE	ALLEN PLANT	132586	FTS-1	DTE ENERGY TRADING, INC.	214,634
8/1/2019	ANR	M3	M2	REX SHELBYVILLE	BAXTER HEALTH INT	131279	FTS-1	BP ENERGY COMPANY	19,664
8/1/2019	ANR	M3	M2	REX SHELBYVILLE	BROWNSVILLE INTERCONNECT	132586	FTS-1	DTE ENERGY TRADING, INC.	30,000
8/1/2019	ANR	M3	M2	REX SHELBYVILLE	PINE PRAIRIE NORTH DEL	132683	FTS-1	CASTLETON COMMODITIES MERCHANT TRADING L	78,920
8/1/2019	ANR	M3	M2	REX SHELBYVILLE	RABBIT RIDGE INT (DEL)	132204	ITS	ECO-ENERGY NATURAL GAS, LLC	12,000
8/1/2019	ANR	M3	M2	REX SHELBYVILLE	RABBIT RIDGE INT (DEL)	132666	FTS-1	ECO-ENERGY NATURAL GAS, LLC	34,000

**ANR PIPELINE COMPANY
TRANSPORTATION SERVICES
ACTUAL THROUGHPUT BY RATE ROUTE**

Production									Sched
Date	TSP	Rec Zn	Del Zn	Rec Loc Name	Del Loc Name	Svc Req K	Svc Cd	Svc Req Name	Throughput
8/1/2019	ANR	M3	M2	REX SHELBYVILLE	WEAKLEY COUNTY INT	114656	FTS-3	TENNESSEE VALLEY AUTHORITY	18,062
8/1/2019	ANR	M3	M2	REX SHELBYVILLE	WEAKLEY COUNTY INT	126586	FTS-3	TENNESSEE VALLEY AUTHORITY	208
8/1/2019	ANR	M3	M2	REX SHELBYVILLE	WEAKLEY COUNTY INT	132586	FTS-1	DTE ENERGY TRADING, INC.	70,381
8/1/2019	ANR	M3	M2	WESTRICK	ALLEN PLANT	124160	FTS-1	GULFPORT ENERGY CORPORATION	450,021
8/1/2019	ANR	M3	M2	WESTRICK	ALLEN PLANT	132585	FTS-1	DTE ENERGY TRADING, INC.	852,349
8/1/2019	ANR	M3	M2	WESTRICK	ALLEN PLANT	132589	FTS-1	TENASKA MARKETING VENTURES	125,000
8/1/2019	ANR	M3	M2	WESTRICK	ALLEN PLANT	132593	FTS-1	TENASKA MARKETING VENTURES	77,209
8/1/2019	ANR	M3	M2	WESTRICK	ALLEN PLANT	132594	FTS-1	TENASKA MARKETING VENTURES	294,775
8/1/2019	ANR	M3	M2	WESTRICK	BROWNSVILLE INTERCONNECT	132585	FTS-1	DTE ENERGY TRADING, INC.	121,068
8/1/2019	ANR	M3	M2	WESTRICK	BROWNSVILLE INTERCONNECT	132589	FTS-1	TENASKA MARKETING VENTURES	15,000
8/1/2019	ANR	M3	M2	WESTRICK	DURALDE EVANGELINE INT	125082	FTS-1	ANTERO RESOURCES CORPORATION	9,025,537
8/1/2019	ANR	M3	M2	WESTRICK	PINE PRAIRIE NORTH DEL	125082	FTS-1	ANTERO RESOURCES CORPORATION	1,784
8/1/2019	ANR	M3	M2	WESTRICK	PINE PRAIRIE NORTH DEL	125083	FTS-1	ANTERO RESOURCES CORPORATION	96,265
8/1/2019	ANR	M3	M2	WESTRICK	PINE PRAIRIE NORTH DEL	132589	FTS-1	TENASKA MARKETING VENTURES	103,558
8/1/2019	ANR	M3	M2	WESTRICK	PINE PRAIRIE NORTH DEL	132593	FTS-1	TENASKA MARKETING VENTURES	5,999
8/1/2019	ANR	M3	M2	WESTRICK	PINE PRAIRIE NORTH DEL	132683	FTS-1	CASTLETON COMMODITIES MERCHANT TRADING L	65,000
8/1/2019	ANR	M3	M2	WESTRICK	RABBIT RIDGE INT (DEL)	132589	FTS-1	TENASKA MARKETING VENTURES	12,000
8/1/2019	ANR	M3	M2	WESTRICK	RABBIT RIDGE INT (DEL)	132594	FTS-1	TENASKA MARKETING VENTURES	16,000
8/1/2019	ANR	M3	M2	WESTRICK	TIGER INTERCONNECT	132586	FTS-1	DTE ENERGY TRADING, INC.	3,242
8/1/2019	ANR	M3	M2	WESTRICK	WEAKLEY COUNTY INT	132585	FTS-1	DTE ENERGY TRADING, INC.	62,907
8/1/2019	ANR	M3	M2	WESTRICK	WEAKLEY COUNTY INT	132586	FTS-1	DTE ENERGY TRADING, INC.	13,422
8/1/2019	ANR	M3	M2	WESTRICK	WEAKLEY COUNTY INT	132594	FTS-1	TENASKA MARKETING VENTURES	15,000
8/1/2019	ANR	M3	SE	FUEL SEGMENT 3	ACADIA 2 INT DEL	120673	ITS	EDF TRADING NORTH AMERICA, LLC	3
8/1/2019	ANR	M3	SE	FUEL SEGMENT 3	ACADIA 2 INT DEL	123658	FTS-1	EQT ENERGY, LLC	600
8/1/2019	ANR	M3	SE	LEBANON/GLEN KARN REC	ACADIA 2 INT DEL	132681	FTS-1	EDF TRADING NORTH AMERICA, LLC	8,445
8/1/2019	ANR	M3	SE	LEBANON/GLEN KARN REC	S E CDP (TRANSMISSION)	132091	FTS-1	BP ENERGY COMPANY	957,277
8/1/2019	ANR	M3	SE	REX SHELBYVILLE	ACADIA 2 INT DEL	123658	FTS-1	EQT ENERGY, LLC	512,517
8/1/2019	ANR	M3	SE	REX SHELBYVILLE	ACADIA 2 INT DEL	123659	FTS-1	EQT ENERGY, LLC	519,191
8/1/2019	ANR	M3	SE	REX SHELBYVILLE	ACADIA 2 INT DEL	125852	FTS-1	EQT ENERGY, LLC	822,952
8/1/2019	ANR	M3	SE	REX SHELBYVILLE	ACADIA 2 INT DEL	132586	FTS-1	DTE ENERGY TRADING, INC.	531,053
8/1/2019	ANR	M3	SE	REX SHELBYVILLE	ACADIA 2 INT DEL	132589	FTS-1	TENASKA MARKETING VENTURES	116,780
8/1/2019	ANR	M3	SE	REX SHELBYVILLE	ACADIA 2 INT DEL	132666	FTS-1	ECO-ENERGY NATURAL GAS, LLC	1,088,097
8/1/2019	ANR	M3	SE	REX SHELBYVILLE	ACADIA 2 INT DEL	132680	FTS-1	EDF TRADING NORTH AMERICA, LLC	20,223
8/1/2019	ANR	M3	SE	REX SHELBYVILLE	ACADIA 2 INT DEL	132681	FTS-1	EDF TRADING NORTH AMERICA, LLC	613,820
8/1/2019	ANR	M3	SE	REX SHELBYVILLE	ACADIA 2 INT DEL	132683	FTS-1	CASTLETON COMMODITIES MERCHANT TRADING L	631,568
8/1/2019	ANR	M3	SE	REX SHELBYVILLE	BOBCAT STORAGE (DEL)	131279	FTS-1	BP ENERGY COMPANY	25,000
8/1/2019	ANR	M3	SE	REX SHELBYVILLE	BOBCAT STORAGE (DEL)	132666	FTS-1	ECO-ENERGY NATURAL GAS, LLC	37,600
8/1/2019	ANR	M3	SE	REX SHELBYVILLE	PINE PRAIRIE SOUTH DEL	132666	FTS-1	ECO-ENERGY NATURAL GAS, LLC	10,000
8/1/2019	ANR	M3	SE	REX SHELBYVILLE	PINE PRAIRIE SOUTH DEL	132683	FTS-1	CASTLETON COMMODITIES MERCHANT TRADING L	48,286
8/1/2019	ANR	M3	SE	REX SHELBYVILLE	S E CDP (TRANSMISSION)	123658	FTS-1	EQT ENERGY, LLC	79,935

**ANR PIPELINE COMPANY
TRANSPORTATION SERVICES
ACTUAL THROUGHPUT BY RATE ROUTE**

Production								Sched	
Date	TSP	Rec Zn	Del Zn	Rec Loc Name	Del Loc Name	Svc Req K	Svc Cd	Svc Req Name	Throughput
8/1/2019	ANR	M3	SE	REX SHELBYVILLE	S E CDP (TRANSMISSION)	123659	FTS-1	EQT ENERGY, LLC	80,000
8/1/2019	ANR	M3	SE	REX SHELBYVILLE	S E CDP (TRANSMISSION)	125852	FTS-1	EQT ENERGY, LLC	130,000
8/1/2019	ANR	M3	SE	REX SHELBYVILLE	S E CDP (TRANSMISSION)	131280	FTS-1	MACQUARIE ENERGY LLC	13,454
8/1/2019	ANR	M3	SE	REX SHELBYVILLE	S E CDP (TRANSMISSION)	132666	FTS-1	ECO-ENERGY NATURAL GAS, LLC	113,100
8/1/2019	ANR	M3	SE	REX SHELBYVILLE	SHADYSIDE/SONAT (DEL)	131280	FTS-1	MACQUARIE ENERGY LLC	27,040
8/1/2019	ANR	M3	SE	REX SHELBYVILLE	ST LANDRY/FL INT	131280	FTS-1	MACQUARIE ENERGY LLC	641,171
8/1/2019	ANR	M3	SE	REX SHELBYVILLE	ST MARTINVILLE E TO LRC	132680	FTS-1	EDF TRADING NORTH AMERICA, LLC	20,010
8/1/2019	ANR	M3	SE	REX SHELBYVILLE	ST MARTINVILLE E TO LRC	132681	FTS-1	EDF TRADING NORTH AMERICA, LLC	38,087
8/1/2019	ANR	M3	SE	REX SHELBYVILLE	WEEKS ISLA/LIG PL	131279	FTS-1	BP ENERGY COMPANY	847,301
8/1/2019	ANR	M3	SE	WESTRICK	ACADIA 2 INT DEL	125083	FTS-1	ANTERO RESOURCES CORPORATION	3,769,901
8/1/2019	ANR	M3	SE	WESTRICK	ACADIA 2 INT DEL	132585	FTS-1	DTE ENERGY TRADING, INC.	406,615
8/1/2019	ANR	M3	SE	WESTRICK	ACADIA 2 INT DEL	132586	FTS-1	DTE ENERGY TRADING, INC.	15,993
8/1/2019	ANR	M3	SE	WESTRICK	ACADIA 2 INT DEL	132589	FTS-1	TENASKA MARKETING VENTURES	497,093
8/1/2019	ANR	M3	SE	WESTRICK	ACADIA 2 INT DEL	132666	FTS-1	ECO-ENERGY NATURAL GAS, LLC	82
8/1/2019	ANR	M3	SE	WESTRICK	ACADIA 2 INT DEL	132680	FTS-1	EDF TRADING NORTH AMERICA, LLC	305,227
8/1/2019	ANR	M3	SE	WESTRICK	ACADIA 2 INT DEL	132681	FTS-1	EDF TRADING NORTH AMERICA, LLC	349,383
8/1/2019	ANR	M3	SE	WESTRICK	ACADIA 2 INT DEL	132683	FTS-1	CASTLETON COMMODITIES MERCHANT TRADING L	663,754
8/1/2019	ANR	M3	SE	WESTRICK	AVALON	125083	FTS-1	ANTERO RESOURCES CORPORATION	1,254,996
8/1/2019	ANR	M3	SE	WESTRICK	FOURNERAT ROAD DELIVERY	125083	FTS-1	ANTERO RESOURCES CORPORATION	67,532
8/1/2019	ANR	M3	SE	WESTRICK	PINE PRAIRIE SOUTH DEL	132589	FTS-1	TENASKA MARKETING VENTURES	18,274
8/1/2019	ANR	M3	SE	WESTRICK	RIVERWAY (TO BRIDGELINE)	125083	FTS-1	ANTERO RESOURCES CORPORATION	273,770
8/1/2019	ANR	M3	SE	WESTRICK	RIVERWAY (TO BRIDGELINE)	132593	FTS-1	TENASKA MARKETING VENTURES	47,850
8/1/2019	ANR	M3	SE	WESTRICK	S E CDP (TRANSMISSION)	125083	FTS-1	ANTERO RESOURCES CORPORATION	1,697,977
8/1/2019	ANR	M3	SE	WESTRICK	S E CDP (TRANSMISSION)	132681	FTS-1	EDF TRADING NORTH AMERICA, LLC	21,198
8/1/2019	ANR	M3	SE	WESTRICK	SHADYSIDE/SONAT (DEL)	132594	FTS-1	TENASKA MARKETING VENTURES	576,665
8/1/2019	ANR	M3	SE	WESTRICK	SHADYSIDE/TGP (DEL)	132680	FTS-1	EDF TRADING NORTH AMERICA, LLC	12,500
8/1/2019	ANR	M3	SE	WESTRICK	SHADYSIDE/TGP (DEL)	132681	FTS-1	EDF TRADING NORTH AMERICA, LLC	67,786
8/1/2019	ANR	M3	SE	WESTRICK	ST MARTINVILLE E TO LRC	125083	FTS-1	ANTERO RESOURCES CORPORATION	705,000
8/1/2019	ANR	M3	SE	WESTRICK	ST MARTINVILLE E TO LRC	132680	FTS-1	EDF TRADING NORTH AMERICA, LLC	17,486
8/1/2019	ANR	M3	SE	WESTRICK	ST MARTINVILLE E TO LRC	132681	FTS-1	EDF TRADING NORTH AMERICA, LLC	23,327
8/1/2019	ANR	M3	SE	WESTRICK	TEPETATE	132593	FTS-1	TENASKA MARKETING VENTURES	86,125
8/1/2019	ANR	M3	SE	WESTRICK	WEEKS ISLA/LIG PL	125083	FTS-1	ANTERO RESOURCES CORPORATION	397,672
8/1/2019	ANR	M3	SE	WESTRICK	WEEKS ISLA/LIG PL	132593	FTS-1	TENASKA MARKETING VENTURES	982,318
8/1/2019	ANR	M5	SW	ALDEN/WILLIAMS NAT GAS	GREENSBURG/NNG (DEL)	132348	FTS-1	CONEXUS ENERGY, LLC	229
8/1/2019	ANR	M5	SW	ALDEN/WILLIAMS NAT GAS	S W CDP	132348	FTS-1	CONEXUS ENERGY, LLC	19,906
8/1/2019	ANR	M7	M2	ANRPL STORAGE FACILITIES	GLEASON	106308	FTS-1	THE WEST TENNESSEE PUBLIC UTILITY DISTRI	6,541
8/1/2019	ANR	M7	M2	FARWELL (RECEIPT)	DURALDE EVANGELINE INT	125883	FTS-1	ELEMENT MARKETS RENEWABLE NATURAL GAS, L	26,924
9/1/2019	ANR	M2	SE	FAYETTEVILLE EXPRESS	ACADIA 2 INT DEL	132589	FTS-1	TENASKA MARKETING VENTURES	70,979
9/1/2019	ANR	M2	SE	FAYETTEVILLE EXPRESS	SHADYSIDE/SONAT (DEL)	132594	FTS-1	TENASKA MARKETING VENTURES	186,143
9/1/2019	ANR	M2	SE	PINE PRAIRIE NORTH REC	ACADIA 2 INT DEL	132589	FTS-1	TENASKA MARKETING VENTURES	7,403

**ANR PIPELINE COMPANY
TRANSPORTATION SERVICES
ACTUAL THROUGHPUT BY RATE ROUTE**

Production								Sched	
Date	TSP	Rec Zn	Del Zn	Rec Loc Name	Del Loc Name	Svc Req K	Svc Cd	Svc Req Name	Throughput
9/1/2019	ANR	M2	SE	PINE PRAIRIE NORTH REC	SHADYSIDE/SONAT (DEL)	132594	FTS-1	TENASKA MARKETING VENTURES	5,558
9/1/2019	ANR	M2	SE	PINE PRAIRIE NORTH REC	TEPETATE	132593	FTS-1	TENASKA MARKETING VENTURES	2,286
9/1/2019	ANR	M2	SE	PINE PRAIRIE NORTH REC	WEEKS ISLA/LIG PL	132593	FTS-1	TENASKA MARKETING VENTURES	5,088
9/1/2019	ANR	M2	SE	TIGER INTERCONNECT	ACADIA 2 INT DEL	124160	FTS-1	GULFPORT ENERGY CORPORATION	1,290,792
9/1/2019	ANR	M2	SE	TIGER INTERCONNECT	ACADIA 2 INT DEL	132585	FTS-1	DTE ENERGY TRADING, INC.	1,171,189
9/1/2019	ANR	M2	SE	TIGER INTERCONNECT	ACADIA 2 INT DEL	132586	FTS-1	DTE ENERGY TRADING, INC.	724,736
9/1/2019	ANR	M2	SE	TIGER INTERCONNECT	BOBCAT STORAGE (DEL)	115458	FTS-1	CHESAPEAKE ENERGY MARKETING, L.L.C.	180,000
9/1/2019	ANR	M2	SE	TIGER INTERCONNECT	BOBCAT STORAGE (DEL)	126997	ITS	SHELL ENERGY NORTH AMERICA (US), L.P.	6,400
9/1/2019	ANR	M2	SE	TIGER INTERCONNECT	PINE PRAIRIE SOUTH DEL	115458	FTS-1	CHESAPEAKE ENERGY MARKETING, L.L.C.	21,408
9/1/2019	ANR	M2	SE	TIGER INTERCONNECT	S E CDP (TRANSMISSION)	115458	FTS-1	CHESAPEAKE ENERGY MARKETING, L.L.C.	1,788
9/1/2019	ANR	M2	SE	TIGER INTERCONNECT	S E CDP (TRANSMISSION)	124160	FTS-1	GULFPORT ENERGY CORPORATION	20,000
9/1/2019	ANR	M2	SE	TIGER INTERCONNECT	S E CDP (TRANSMISSION)	126997	ITS	SHELL ENERGY NORTH AMERICA (US), L.P.	55,277
9/1/2019	ANR	M2	SE	TIGER INTERCONNECT	SHADYSIDE/SONAT (DEL)	115458	FTS-1	CHESAPEAKE ENERGY MARKETING, L.L.C.	2,529,775
9/1/2019	ANR	M3	M2	LEBANON/DOMINION RECEIPT	ALLEN PLANT	124160	FTS-1	GULFPORT ENERGY CORPORATION	929,386
9/1/2019	ANR	M3	M2	LEBANON/DOMINION RECEIPT	BROWNSVILLE INTERCONNECT	124160	FTS-1	GULFPORT ENERGY CORPORATION	386
9/1/2019	ANR	M3	M2	LEBANON/DOMINION RECEIPT	WEAKLEY COUNTY INT	124160	FTS-1	GULFPORT ENERGY CORPORATION	25,000
9/1/2019	ANR	M3	M2	REX SHELBYVILLE	ALLEN PLANT	124160	FTS-1	GULFPORT ENERGY CORPORATION	271,093
9/1/2019	ANR	M3	M2	REX SHELBYVILLE	ALLEN PLANT	132586	FTS-1	DTE ENERGY TRADING, INC.	501,954
9/1/2019	ANR	M3	M2	REX SHELBYVILLE	ALLEN PLANT	132589	FTS-1	TENASKA MARKETING VENTURES	60,000
9/1/2019	ANR	M3	M2	REX SHELBYVILLE	ALLEN PLANT	133127	ETS	WGL MIDSTREAM, INC.	40,000
9/1/2019	ANR	M3	M2	REX SHELBYVILLE	BROWNSVILLE INTERCONNECT	124160	FTS-1	GULFPORT ENERGY CORPORATION	7,459
9/1/2019	ANR	M3	M2	REX SHELBYVILLE	BROWNSVILLE INTERCONNECT	132586	FTS-1	DTE ENERGY TRADING, INC.	88,700
9/1/2019	ANR	M3	M2	REX SHELBYVILLE	PINE PRAIRIE NORTH DEL	133127	ETS	WGL MIDSTREAM, INC.	4,045
9/1/2019	ANR	M3	M2	REX SHELBYVILLE	PINE PRAIRIE NORTH DEL	133160	FTS-1	WGL MIDSTREAM, INC.	5,000
9/1/2019	ANR	M3	M2	REX SHELBYVILLE	TIGER INTERCONNECT	132586	FTS-1	DTE ENERGY TRADING, INC.	1,604
9/1/2019	ANR	M3	M2	REX SHELBYVILLE	WEAKLEY COUNTY INT	132586	FTS-1	DTE ENERGY TRADING, INC.	175,000
9/1/2019	ANR	M3	M2	WESTRICK	ALLEN PLANT	124160	FTS-1	GULFPORT ENERGY CORPORATION	228,138
9/1/2019	ANR	M3	M2	WESTRICK	ALLEN PLANT	132585	FTS-1	DTE ENERGY TRADING, INC.	915,843
9/1/2019	ANR	M3	M2	WESTRICK	ALLEN PLANT	132586	FTS-1	DTE ENERGY TRADING, INC.	2,991
9/1/2019	ANR	M3	M2	WESTRICK	ALLEN PLANT	132594	FTS-1	TENASKA MARKETING VENTURES	100,000
9/1/2019	ANR	M3	M2	WESTRICK	ALLEN PLANT	133127	ETS	WGL MIDSTREAM, INC.	5,000
9/1/2019	ANR	M3	M2	WESTRICK	BROWNSVILLE INTERCONNECT	124160	FTS-1	GULFPORT ENERGY CORPORATION	6,333
9/1/2019	ANR	M3	M2	WESTRICK	BROWNSVILLE INTERCONNECT	132585	FTS-1	DTE ENERGY TRADING, INC.	163,767
9/1/2019	ANR	M3	M2	WESTRICK	BROWNSVILLE INTERCONNECT	132589	FTS-1	TENASKA MARKETING VENTURES	12,000
9/1/2019	ANR	M3	M2	WESTRICK	BROWNSVILLE INTERCONNECT	132594	FTS-1	TENASKA MARKETING VENTURES	6,283
9/1/2019	ANR	M3	M2	WESTRICK	DURALDE EVANGELINE INT	125082	FTS-1	ANTERO RESOURCES CORPORATION	8,714,886
9/1/2019	ANR	M3	M2	WESTRICK	PINE PRAIRIE NORTH DEL	125082	FTS-1	ANTERO RESOURCES CORPORATION	36,774
9/1/2019	ANR	M3	M2	WESTRICK	PINE PRAIRIE NORTH DEL	125083	FTS-1	ANTERO RESOURCES CORPORATION	42,520
9/1/2019	ANR	M3	M2	WESTRICK	RABBIT RIDGE INT (DEL)	132594	FTS-1	TENASKA MARKETING VENTURES	60,000
9/1/2019	ANR	M3	M2	WESTRICK	WEAKLEY COUNTY INT	132585	FTS-1	DTE ENERGY TRADING, INC.	135,000

**ANR PIPELINE COMPANY
TRANSPORTATION SERVICES
ACTUAL THROUGHPUT BY RATE ROUTE**

Production									Sched
Date	TSP	Rec Zn	Del Zn	Rec Loc Name	Del Loc Name	Svc Req K	Svc Cd	Svc Req Name	Throughput
9/1/2019	ANR	M3	M2	WESTRICK	WEAKLEY COUNTY INT	132594	FTS-1	TENASKA MARKETING VENTURES	20,000
9/1/2019	ANR	M3	SE	FUEL SEGMENT 3	ACADIA 2 INT DEL	123659	FTS-1	EQT ENERGY, LLC	115
9/1/2019	ANR	M3	SE	FUEL SEGMENT 3	ACADIA 2 INT DEL	132204	ITS	ECO-ENERGY NATURAL GAS, LLC	70
9/1/2019	ANR	M3	SE	FUEL SEGMENT 3	ACADIA 2 INT DEL	132666	FTS-1	ECO-ENERGY NATURAL GAS, LLC	11
9/1/2019	ANR	M3	SE	FUEL SEGMENT 3	ST LANDRY/FL INT	131280	FTS-1	MACQUARIE ENERGY LLC	245
9/1/2019	ANR	M3	SE	IPLS REX SHELBYVILLE	S E CDP (TRANSMISSION)	131280	FTS-1	MACQUARIE ENERGY LLC	3,763
9/1/2019	ANR	M3	SE	LEBANON/GLEN KARN REC	S E CDP (TRANSMISSION)	132091	FTS-1	BP ENERGY COMPANY	930,369
9/1/2019	ANR	M3	SE	REX SHELBYVILLE	ACADIA 2 INT DEL	123658	FTS-1	EQT ENERGY, LLC	570,235
9/1/2019	ANR	M3	SE	REX SHELBYVILLE	ACADIA 2 INT DEL	123659	FTS-1	EQT ENERGY, LLC	572,686
9/1/2019	ANR	M3	SE	REX SHELBYVILLE	ACADIA 2 INT DEL	125852	FTS-1	EQT ENERGY, LLC	935,293
9/1/2019	ANR	M3	SE	REX SHELBYVILLE	ACADIA 2 INT DEL	132586	FTS-1	DTE ENERGY TRADING, INC.	116,662
9/1/2019	ANR	M3	SE	REX SHELBYVILLE	ACADIA 2 INT DEL	132589	FTS-1	TENASKA MARKETING VENTURES	634,962
9/1/2019	ANR	M3	SE	REX SHELBYVILLE	ACADIA 2 INT DEL	132666	FTS-1	ECO-ENERGY NATURAL GAS, LLC	1,248,203
9/1/2019	ANR	M3	SE	REX SHELBYVILLE	ACADIA 2 INT DEL	132680	FTS-1	EDF TRADING NORTH AMERICA, LLC	8,727
9/1/2019	ANR	M3	SE	REX SHELBYVILLE	ACADIA 2 INT DEL	132681	FTS-1	EDF TRADING NORTH AMERICA, LLC	452,481
9/1/2019	ANR	M3	SE	REX SHELBYVILLE	ACADIA 2 INT DEL	132683	FTS-1	CASTLETON COMMODITIES MERCHANT TRADING L	693,256
9/1/2019	ANR	M3	SE	REX SHELBYVILLE	EGAN (DELIVERY) INT	131280	FTS-1	MACQUARIE ENERGY LLC	11,711
9/1/2019	ANR	M3	SE	REX SHELBYVILLE	EGAN (DELIVERY) INT	132681	FTS-1	EDF TRADING NORTH AMERICA, LLC	22,574
9/1/2019	ANR	M3	SE	REX SHELBYVILLE	S E CDP (TRANSMISSION)	131280	FTS-1	MACQUARIE ENERGY LLC	75,437
9/1/2019	ANR	M3	SE	REX SHELBYVILLE	ST LANDRY/FL INT	131280	FTS-1	MACQUARIE ENERGY LLC	588,320
9/1/2019	ANR	M3	SE	REX SHELBYVILLE	WEEKS ISLA/LIG PL	131279	FTS-1	BP ENERGY COMPANY	866,470
9/1/2019	ANR	M3	SE	WESTRICK	ACADIA 2 INT DEL	125083	FTS-1	ANTERO RESOURCES CORPORATION	4,199,300
9/1/2019	ANR	M3	SE	WESTRICK	ACADIA 2 INT DEL	132585	FTS-1	DTE ENERGY TRADING, INC.	217,744
9/1/2019	ANR	M3	SE	WESTRICK	ACADIA 2 INT DEL	132586	FTS-1	DTE ENERGY TRADING, INC.	3,601
9/1/2019	ANR	M3	SE	WESTRICK	ACADIA 2 INT DEL	132589	FTS-1	TENASKA MARKETING VENTURES	136,283
9/1/2019	ANR	M3	SE	WESTRICK	ACADIA 2 INT DEL	132680	FTS-1	EDF TRADING NORTH AMERICA, LLC	354,252
9/1/2019	ANR	M3	SE	WESTRICK	ACADIA 2 INT DEL	132681	FTS-1	EDF TRADING NORTH AMERICA, LLC	551,220
9/1/2019	ANR	M3	SE	WESTRICK	ACADIA 2 INT DEL	132683	FTS-1	CASTLETON COMMODITIES MERCHANT TRADING L	756,809
9/1/2019	ANR	M3	SE	WESTRICK	EGAN (DELIVERY) INT	132681	FTS-1	EDF TRADING NORTH AMERICA, LLC	40,669
9/1/2019	ANR	M3	SE	WESTRICK	S E CDP (TRANSMISSION)	125083	FTS-1	ANTERO RESOURCES CORPORATION	4,477,193
9/1/2019	ANR	M3	SE	WESTRICK	SHADYSIDE/SONAT (DEL)	132593	FTS-1	TENASKA MARKETING VENTURES	112,345
9/1/2019	ANR	M3	SE	WESTRICK	SHADYSIDE/SONAT (DEL)	132594	FTS-1	TENASKA MARKETING VENTURES	688,134
9/1/2019	ANR	M3	SE	WESTRICK	TEPETATE	132593	FTS-1	TENASKA MARKETING VENTURES	32,818
9/1/2019	ANR	M3	SE	WESTRICK	WEEKS ISLA/LIG PL	132593	FTS-1	TENASKA MARKETING VENTURES	940,802
9/1/2019	ANR	M5	SW	ALDEN/WILLIAMS NAT GAS	GREENSBURG/NNG (DEL)	132348	FTS-1	CONEXUS ENERGY, LLC	9,897
9/1/2019	ANR	M5	SW	ALDEN/WILLIAMS NAT GAS	S W CDP	120977	ITS	TENASKA MARKETING VENTURES	107
9/1/2019	ANR	M5	SW	ALDEN/WILLIAMS NAT GAS	S W CDP	132348	FTS-1	CONEXUS ENERGY, LLC	20,119
9/1/2019	ANR	M5	SW	ALDEN/WILLIAMS NAT GAS	S W CDP	132728	FTS-1	TARGA GAS MARKETING LLC	13
9/1/2019	ANR	M5	SW	ALDEN/WILLIAMS NAT GAS	S W CDP	133204	FTS-1	TENASKA MARKETING VENTURES	27,470
9/1/2019	ANR	M7	M2	ANRPL STORAGE FACILITIES	GLEASON	106308	FTS-1	THE WEST TENNESSEE PUBLIC UTILITY DISTRI	299

**ANR PIPELINE COMPANY
TRANSPORTATION SERVICES
ACTUAL THROUGHPUT BY RATE ROUTE**

Production									Sched
Date	TSP	Rec Zn	Del Zn	Rec Loc Name	Del Loc Name	Svc Req K	Svc Cd	Svc Req Name	Throughput
9/1/2019	ANR	M7	M2	FARWELL (RECEIPT)	DURALDE EVANGELINE INT	125883	FTS-1	ELEMENT MARKETS RENEWABLE NATURAL GAS, L	29,494
10/1/2019	ANR	M2	SE	FAYETTEVILLE EXPRESS	SHADYSIDE/SONAT (DEL)	132594	FTS-1	TENASKA MARKETING VENTURES	23,000
10/1/2019	ANR	M2	SE	FAYETTEVILLE EXPRESS	WEEKS ISLA/LIG PL	132593	FTS-1	TENASKA MARKETING VENTURES	66,191
10/1/2019	ANR	M2	SE	MIDCONTINENT EXPRESS	SHADYSIDE/SONAT (DEL)	132594	FTS-1	TENASKA MARKETING VENTURES	13,233
10/1/2019	ANR	M2	SE	MIDCONTINENT EXPRESS	WEEKS ISLA/LIG PL	132593	FTS-1	TENASKA MARKETING VENTURES	7,860
10/1/2019	ANR	M2	SE	PINE PRAIRIE NORTH REC	ACADIA 2 INT DEL	132589	FTS-1	TENASKA MARKETING VENTURES	25,302
10/1/2019	ANR	M2	SE	PINE PRAIRIE NORTH REC	SHADYSIDE/SONAT (DEL)	132594	FTS-1	TENASKA MARKETING VENTURES	22,150
10/1/2019	ANR	M2	SE	PINE PRAIRIE NORTH REC	TEPETATE	132593	FTS-1	TENASKA MARKETING VENTURES	2,955
10/1/2019	ANR	M2	SE	PINE PRAIRIE NORTH REC	WEEKS ISLA/LIG PL	132593	FTS-1	TENASKA MARKETING VENTURES	25,095
10/1/2019	ANR	M2	SE	TIGER INTERCONNECT	ACADIA 2 INT DEL	124160	FTS-1	GULFPORT ENERGY CORPORATION	290,426
10/1/2019	ANR	M2	SE	TIGER INTERCONNECT	ACADIA 2 INT DEL	132585	FTS-1	DTE ENERGY TRADING, INC.	407,366
10/1/2019	ANR	M2	SE	TIGER INTERCONNECT	ACADIA 2 INT DEL	132586	FTS-1	DTE ENERGY TRADING, INC.	271,504
10/1/2019	ANR	M2	SE	TIGER INTERCONNECT	BOBCAT STORAGE (DEL)	115458	FTS-1	CHESAPEAKE ENERGY MARKETING, L.L.C.	45,000
10/1/2019	ANR	M2	SE	TIGER INTERCONNECT	EGAN (DELIVERY) INT	115458	FTS-1	CHESAPEAKE ENERGY MARKETING, L.L.C.	100,000
10/1/2019	ANR	M2	SE	TIGER INTERCONNECT	RIVERWAY (TO BRIDGELINE)	115458	FTS-1	CHESAPEAKE ENERGY MARKETING, L.L.C.	1,119,705
10/1/2019	ANR	M2	SE	TIGER INTERCONNECT	SHADYSIDE/SONAT (DEL)	115458	FTS-1	CHESAPEAKE ENERGY MARKETING, L.L.C.	116,290
10/1/2019	ANR	M2	SE	TIGER INTERCONNECT	SHADYSIDE/TGP (DEL)	115458	FTS-1	CHESAPEAKE ENERGY MARKETING, L.L.C.	50,000
10/1/2019	ANR	M2	SE	TIGER INTERCONNECT	WEEKS ISLA/LIG PL	115458	FTS-1	CHESAPEAKE ENERGY MARKETING, L.L.C.	1,600,000
10/1/2019	ANR	M2	SE	TIGER INTERCONNECT	WEEKS ISLA/LIG PL	132593	FTS-1	TENASKA MARKETING VENTURES	10,335
10/1/2019	ANR	M3	M2	REX SHELBYVILLE	ALLEN PLANT	124160	FTS-1	GULFPORT ENERGY CORPORATION	43,776
10/1/2019	ANR	M3	M2	REX SHELBYVILLE	ALLEN PLANT	132586	FTS-1	DTE ENERGY TRADING, INC.	10,000
10/1/2019	ANR	M3	M2	REX SHELBYVILLE	ALLEN PLANT	133230	ETS	WGL MIDSTREAM, INC.	9,800
10/1/2019	ANR	M3	M2	REX SHELBYVILLE	BROWNSVILLE INTERCONNECT	132586	FTS-1	DTE ENERGY TRADING, INC.	55,938
10/1/2019	ANR	M3	M2	REX SHELBYVILLE	PINE PRAIRIE NORTH DEL	124160	FTS-1	GULFPORT ENERGY CORPORATION	252,167
10/1/2019	ANR	M3	M2	REX SHELBYVILLE	TIGER INTERCONNECT	132586	FTS-1	DTE ENERGY TRADING, INC.	19,612
10/1/2019	ANR	M3	M2	REX SHELBYVILLE	WEAKLEY COUNTY INT	114656	FTS-3	TENNESSEE VALLEY AUTHORITY	13,758
10/1/2019	ANR	M3	M2	REX SHELBYVILLE	WEAKLEY COUNTY INT	124160	FTS-1	GULFPORT ENERGY CORPORATION	38,226
10/1/2019	ANR	M3	M2	REX SHELBYVILLE	WEAKLEY COUNTY INT	132586	FTS-1	DTE ENERGY TRADING, INC.	24,062
10/1/2019	ANR	M3	M2	WESTRICK	ALLEN PLANT	124160	FTS-1	GULFPORT ENERGY CORPORATION	246,758
10/1/2019	ANR	M3	M2	WESTRICK	ALLEN PLANT	132585	FTS-1	DTE ENERGY TRADING, INC.	7,969
10/1/2019	ANR	M3	M2	WESTRICK	ALLEN PLANT	133230	ETS	WGL MIDSTREAM, INC.	70,200
10/1/2019	ANR	M3	M2	WESTRICK	BROWNSVILLE INTERCONNECT	132585	FTS-1	DTE ENERGY TRADING, INC.	40,000
10/1/2019	ANR	M3	M2	WESTRICK	DURALDE EVANGELINE INT	125082	FTS-1	ANTERO RESOURCES CORPORATION	9,046,333
10/1/2019	ANR	M3	M2	WESTRICK	PINE PRAIRIE NORTH DEL	124160	FTS-1	GULFPORT ENERGY CORPORATION	927,234
10/1/2019	ANR	M3	M2	WESTRICK	PINE PRAIRIE NORTH DEL	132594	FTS-1	TENASKA MARKETING VENTURES	4,176
10/1/2019	ANR	M3	M2	WESTRICK	RABBIT RIDGE INT (DEL)	132594	FTS-1	TENASKA MARKETING VENTURES	22,000
10/1/2019	ANR	M3	M2	WESTRICK	TIGER INTERCONNECT	132585	FTS-1	DTE ENERGY TRADING, INC.	26,994
10/1/2019	ANR	M3	M2	WESTRICK	WEAKLEY COUNTY INT	124160	FTS-1	GULFPORT ENERGY CORPORATION	774
10/1/2019	ANR	M3	M2	WESTRICK	WEAKLEY COUNTY INT	132585	FTS-1	DTE ENERGY TRADING, INC.	120,938
10/1/2019	ANR	M3	SE	IPLS REX SHELBYVILLE	ST LANDRY/FL INT	131280	FTS-1	MACQUARIE ENERGY LLC	2,932

**ANR PIPELINE COMPANY
TRANSPORTATION SERVICES
ACTUAL THROUGHPUT BY RATE ROUTE**

Production									Sched
Date	TSP	Rec Zn	Del Zn	Rec Loc Name	Del Loc Name	Svc Req K	Svc Cd	Svc Req Name	Throughput
10/1/2019	ANR	M3	SE	LEBANON/GLEN KARN REC	ACADIA 2 INT DEL	125852	FTS-1	EQT ENERGY, LLC	982,069
10/1/2019	ANR	M3	SE	LEBANON/GLEN KARN REC	S E CDP (TRANSMISSION)	132091	FTS-1	BP ENERGY COMPANY	972,708
10/1/2019	ANR	M3	SE	REX SHELBYVILLE	ACADIA 2 INT DEL	123658	FTS-1	EQT ENERGY, LLC	587,589
10/1/2019	ANR	M3	SE	REX SHELBYVILLE	ACADIA 2 INT DEL	123659	FTS-1	EQT ENERGY, LLC	595,338
10/1/2019	ANR	M3	SE	REX SHELBYVILLE	ACADIA 2 INT DEL	132586	FTS-1	DTE ENERGY TRADING, INC.	605,235
10/1/2019	ANR	M3	SE	REX SHELBYVILLE	ACADIA 2 INT DEL	132589	FTS-1	TENASKA MARKETING VENTURES	628,396
10/1/2019	ANR	M3	SE	REX SHELBYVILLE	ACADIA 2 INT DEL	132666	FTS-1	ECO-ENERGY NATURAL GAS, LLC	1,355,864
10/1/2019	ANR	M3	SE	REX SHELBYVILLE	ACADIA 2 INT DEL	132680	FTS-1	EDF TRADING NORTH AMERICA, LLC	17,432
10/1/2019	ANR	M3	SE	REX SHELBYVILLE	ACADIA 2 INT DEL	132681	FTS-1	EDF TRADING NORTH AMERICA, LLC	455,606
10/1/2019	ANR	M3	SE	REX SHELBYVILLE	ACADIA 2 INT DEL	132683	FTS-1	CASTLETON COMMODITIES MERCHANT TRADING L	83,058
10/1/2019	ANR	M3	SE	REX SHELBYVILLE	EGAN (DELIVERY) INT	132681	FTS-1	EDF TRADING NORTH AMERICA, LLC	4,923
10/1/2019	ANR	M3	SE	REX SHELBYVILLE	S E CDP (TRANSMISSION)	131280	FTS-1	MACQUARIE ENERGY LLC	2,967
10/1/2019	ANR	M3	SE	REX SHELBYVILLE	ST LANDRY/FL INT	131280	FTS-1	MACQUARIE ENERGY LLC	574,308
10/1/2019	ANR	M3	SE	REX SHELBYVILLE	WEEKS ISLA/LIG PL	131279	FTS-1	BP ENERGY COMPANY	840,392
10/1/2019	ANR	M3	SE	WESTRICK	ACADIA 2 INT DEL	125083	FTS-1	ANTERO RESOURCES CORPORATION	5,487,917
10/1/2019	ANR	M3	SE	WESTRICK	ACADIA 2 INT DEL	132585	FTS-1	DTE ENERGY TRADING, INC.	1,035,838
10/1/2019	ANR	M3	SE	WESTRICK	ACADIA 2 INT DEL	132589	FTS-1	TENASKA MARKETING VENTURES	270,000
10/1/2019	ANR	M3	SE	WESTRICK	ACADIA 2 INT DEL	132680	FTS-1	EDF TRADING NORTH AMERICA, LLC	358,161
10/1/2019	ANR	M3	SE	WESTRICK	ACADIA 2 INT DEL	132681	FTS-1	EDF TRADING NORTH AMERICA, LLC	629,155
10/1/2019	ANR	M3	SE	WESTRICK	ACADIA 2 INT DEL	132683	FTS-1	CASTLETON COMMODITIES MERCHANT TRADING L	1,420,057
10/1/2019	ANR	M3	SE	WESTRICK	EGAN (DELIVERY) INT	132680	FTS-1	EDF TRADING NORTH AMERICA, LLC	1,448
10/1/2019	ANR	M3	SE	WESTRICK	EGAN (DELIVERY) INT	132681	FTS-1	EDF TRADING NORTH AMERICA, LLC	225
10/1/2019	ANR	M3	SE	WESTRICK	S E CDP (TRANSMISSION)	125083	FTS-1	ANTERO RESOURCES CORPORATION	3,565,000
10/1/2019	ANR	M3	SE	WESTRICK	SHADYSIDE/SONAT (DEL)	132594	FTS-1	TENASKA MARKETING VENTURES	860,156
10/1/2019	ANR	M3	SE	WESTRICK	WEEKS ISLA/LIG PL	132593	FTS-1	TENASKA MARKETING VENTURES	1,119,642
10/1/2019	ANR	M5	SW	ALDEN/WILLIAMS NAT GAS	GREENSBURG/NNG (DEL)	131713	FTS-1	CONEXUS ENERGY, LLC	12,050
10/1/2019	ANR	M5	SW	ALDEN/WILLIAMS NAT GAS	S W CDP	132348	FTS-1	CONEXUS ENERGY, LLC	103,196
10/1/2019	ANR	M7	M2	ANRPL STORAGE FACILITIES	GLEASON	106308	FTS-1	THE WEST TENNESSEE PUBLIC UTILITY DISTRI	1,989
10/1/2019	ANR	M7	M2	FARWELL (RECEIPT)	DURALDE EVANGELINE INT	125883	FTS-1	ELEMENT MARKETS RENEWABLE NATURAL GAS, L	31,221
10/1/2019	ANR	M7	M2	FUEL SEGMENT 7	DURALDE EVANGELINE INT	125883	FTS-1	ELEMENT MARKETS RENEWABLE NATURAL GAS, L	54
11/1/2019	ANR	M2	SE	FAYETTEVILLE EXPRESS	ACADIA 2 INT DEL	133598	FTS-1	SEQUENT ENERGY MANAGEMENT, L.P.	155,374
11/1/2019	ANR	M2	SE	FAYETTEVILLE EXPRESS	S E CDP (TRANSMISSION)	126997	ITS	SHELL ENERGY NORTH AMERICA (US), L.P.	37,623
11/1/2019	ANR	M2	SE	PINE PRAIRIE NORTH REC	ACADIA 2 INT DEL	133598	FTS-1	SEQUENT ENERGY MANAGEMENT, L.P.	25,765
11/1/2019	ANR	M2	SE	RICHLAND SOUTH INT	ACADIA 2 INT DEL	133598	FTS-1	SEQUENT ENERGY MANAGEMENT, L.P.	26,064
11/1/2019	ANR	M2	SE	TIGER INTERCONNECT	ACADIA 2 INT DEL	132585	FTS-1	DTE ENERGY TRADING, INC.	642,072
11/1/2019	ANR	M2	SE	TIGER INTERCONNECT	ACADIA 2 INT DEL	132586	FTS-1	DTE ENERGY TRADING, INC.	444,784
11/1/2019	ANR	M2	SE	TIGER INTERCONNECT	ACADIA 2 INT DEL	133598	FTS-1	SEQUENT ENERGY MANAGEMENT, L.P.	9,131
11/1/2019	ANR	M2	SE	TIGER INTERCONNECT	BOBCAT STORAGE (DEL)	115458	FTS-1	CHESAPEAKE ENERGY MARKETING, L.L.C.	40,000
11/1/2019	ANR	M2	SE	TIGER INTERCONNECT	EGAN (DELIVERY) INT	115458	FTS-1	CHESAPEAKE ENERGY MARKETING, L.L.C.	40,000
11/1/2019	ANR	M2	SE	TIGER INTERCONNECT	RIVERWAY (TO BRIDGELINE)	115458	FTS-1	CHESAPEAKE ENERGY MARKETING, L.L.C.	353,989

**ANR PIPELINE COMPANY
TRANSPORTATION SERVICES
ACTUAL THROUGHPUT BY RATE ROUTE**

Production								Sched	
Date	TSP	Rec Zn	Del Zn	Rec Loc Name	Del Loc Name	Svc Req K	Svc Cd	Svc Req Name	Throughput
11/1/2019	ANR	M2	SE	TIGER INTERCONNECT	S E CDP (TRANSMISSION)	124160	FTS-1	GULFPORT ENERGY CORPORATION	10,200
11/1/2019	ANR	M2	SE	TIGER INTERCONNECT	S E CDP (TRANSMISSION)	126997	ITS	SHELL ENERGY NORTH AMERICA (US), L.P.	105,776
11/1/2019	ANR	M2	SE	TIGER INTERCONNECT	SHADYSIDE/SONAT (DEL)	115458	FTS-1	CHESAPEAKE ENERGY MARKETING, L.L.C.	560,000
11/1/2019	ANR	M2	SE	TIGER INTERCONNECT	WEEKS ISLA/LIG PL	115458	FTS-1	CHESAPEAKE ENERGY MARKETING, L.L.C.	1,601,495
11/1/2019	ANR	M3	M2	LEBANON/DOMINION RECEIPT	ALLEN PLANT	124160	FTS-1	GULFPORT ENERGY CORPORATION	159,654
11/1/2019	ANR	M3	M2	LEBANON/DOMINION RECEIPT	BROWNSVILLE INTERCONNECT	124160	FTS-1	GULFPORT ENERGY CORPORATION	67,007
11/1/2019	ANR	M3	M2	LEBANON/DOMINION RECEIPT	PINE PRAIRIE NORTH DEL	124160	FTS-1	GULFPORT ENERGY CORPORATION	188,381
11/1/2019	ANR	M3	M2	REX SHELBYVILLE	ALLEN PLANT	124160	FTS-1	GULFPORT ENERGY CORPORATION	330,942
11/1/2019	ANR	M3	M2	REX SHELBYVILLE	ALLEN PLANT	132586	FTS-1	DTE ENERGY TRADING, INC.	66,525
11/1/2019	ANR	M3	M2	REX SHELBYVILLE	ALLEN PLANT	133571	FTS-1	WGL MIDSTREAM, INC.	153,600
11/1/2019	ANR	M3	M2	REX SHELBYVILLE	BROWNSVILLE INTERCONNECT	124160	FTS-1	GULFPORT ENERGY CORPORATION	106,549
11/1/2019	ANR	M3	M2	REX SHELBYVILLE	BROWNSVILLE INTERCONNECT	132586	FTS-1	DTE ENERGY TRADING, INC.	54,412
11/1/2019	ANR	M3	M2	REX SHELBYVILLE	BROWNSVILLE INTERCONNECT	133571	FTS-1	WGL MIDSTREAM, INC.	8,100
11/1/2019	ANR	M3	M2	REX SHELBYVILLE	PINE PRAIRIE NORTH DEL	124160	FTS-1	GULFPORT ENERGY CORPORATION	66,030
11/1/2019	ANR	M3	M2	REX SHELBYVILLE	PINE PRAIRIE NORTH DEL	132544	FTS-1	SEQUENT ENERGY MANAGEMENT, L.P.	3,825
11/1/2019	ANR	M3	M2	REX SHELBYVILLE	PINE PRAIRIE NORTH DEL	133571	FTS-1	WGL MIDSTREAM, INC.	48,000
11/1/2019	ANR	M3	M2	REX SHELBYVILLE	TIGER INTERCONNECT	132586	FTS-1	DTE ENERGY TRADING, INC.	733
11/1/2019	ANR	M3	M2	REX SHELBYVILLE	WEAKLEY COUNTY INT	124160	FTS-1	GULFPORT ENERGY CORPORATION	15,000
11/1/2019	ANR	M3	M2	REX SHELBYVILLE	WEAKLEY COUNTY INT	132586	FTS-1	DTE ENERGY TRADING, INC.	15,072
11/1/2019	ANR	M3	M2	REX SHELBYVILLE	WEAKLEY COUNTY INT	133571	FTS-1	WGL MIDSTREAM, INC.	5,000
11/1/2019	ANR	M3	M2	WESTRICK	ALLEN PLANT	124160	FTS-1	GULFPORT ENERGY CORPORATION	369,402
11/1/2019	ANR	M3	M2	WESTRICK	ALLEN PLANT	132585	FTS-1	DTE ENERGY TRADING, INC.	290,407
11/1/2019	ANR	M3	M2	WESTRICK	ALLEN PLANT	133571	FTS-1	WGL MIDSTREAM, INC.	41,400
11/1/2019	ANR	M3	M2	WESTRICK	BROWNSVILLE INTERCONNECT	124160	FTS-1	GULFPORT ENERGY CORPORATION	66,444
11/1/2019	ANR	M3	M2	WESTRICK	BROWNSVILLE INTERCONNECT	132585	FTS-1	DTE ENERGY TRADING, INC.	123,908
11/1/2019	ANR	M3	M2	WESTRICK	BROWNSVILLE INTERCONNECT	133571	FTS-1	WGL MIDSTREAM, INC.	83,638
11/1/2019	ANR	M3	M2	WESTRICK	DURALDE EVANGELINE INT	125082	FTS-1	ANTERO RESOURCES CORPORATION	9,000,000
11/1/2019	ANR	M3	M2	WESTRICK	PINE PRAIRIE NORTH DEL	124160	FTS-1	GULFPORT ENERGY CORPORATION	130,589
11/1/2019	ANR	M3	M2	WESTRICK	PINE PRAIRIE NORTH DEL	133571	FTS-1	WGL MIDSTREAM, INC.	115,688
11/1/2019	ANR	M3	M2	WESTRICK	WEAKLEY COUNTY INT	132585	FTS-1	DTE ENERGY TRADING, INC.	10,000
11/1/2019	ANR	M3	M2	WESTRICK	WEAKLEY COUNTY INT	133571	FTS-1	WGL MIDSTREAM, INC.	25,000
11/1/2019	ANR	M3	SE	FUEL SEGMENT 3	ACADIA 2 INT DEL	125852	FTS-1	EQT ENERGY, LLC	1
11/1/2019	ANR	M3	SE	LEBANON/DOMINION RECEIPT	ACADIA 2 INT DEL	133598	FTS-1	SEQUENT ENERGY MANAGEMENT, L.P.	44,355
11/1/2019	ANR	M3	SE	LEBANON/DOMINION RECEIPT	ACADIA 2 INT DEL	133599	FTS-1	SEQUENT ENERGY MANAGEMENT, L.P.	9,976
11/1/2019	ANR	M3	SE	LEBANON/GLEN KARN REC	ACADIA 2 INT DEL	123659	FTS-1	EQT ENERGY, LLC	15,000
11/1/2019	ANR	M3	SE	LEBANON/GLEN KARN REC	S E CDP (TRANSMISSION)	132091	FTS-1	BP ENERGY COMPANY	931,130
11/1/2019	ANR	M3	SE	REX SHELBYVILLE	ACADIA 2 INT DEL	123658	FTS-1	EQT ENERGY, LLC	591,415
11/1/2019	ANR	M3	SE	REX SHELBYVILLE	ACADIA 2 INT DEL	123659	FTS-1	EQT ENERGY, LLC	577,960
11/1/2019	ANR	M3	SE	REX SHELBYVILLE	ACADIA 2 INT DEL	125852	FTS-1	EQT ENERGY, LLC	956,129
11/1/2019	ANR	M3	SE	REX SHELBYVILLE	ACADIA 2 INT DEL	132586	FTS-1	DTE ENERGY TRADING, INC.	443,155

**ANR PIPELINE COMPANY
TRANSPORTATION SERVICES
ACTUAL THROUGHPUT BY RATE ROUTE**

Production								Sched	
Date	TSP	Rec Zn	Del Zn	Rec Loc Name	Del Loc Name	Svc Req K	Svc Cd	Svc Req Name	Throughput
11/1/2019	ANR	M3	SE	REX SHELBYVILLE	ACADIA 2 INT DEL	133598	FTS-1	SEQUENT ENERGY MANAGEMENT, L.P.	3,692,896
11/1/2019	ANR	M3	SE	REX SHELBYVILLE	ACADIA 2 INT DEL	133599	FTS-1	SEQUENT ENERGY MANAGEMENT, L.P.	355,939
11/1/2019	ANR	M3	SE	REX SHELBYVILLE	SHADYSIDE/SONAT (DEL)	133624	FTS-1	TENASKA MARKETING VENTURES	8,539
11/1/2019	ANR	M3	SE	REX SHELBYVILLE	WEEKS ISLA/LIG PL	133624	FTS-1	TENASKA MARKETING VENTURES	3,680
11/1/2019	ANR	M3	SE	WESTRICK	ACADIA 2 INT DEL	125083	FTS-1	ANTERO RESOURCES CORPORATION	6,000,000
11/1/2019	ANR	M3	SE	WESTRICK	ACADIA 2 INT DEL	129006	FTS-1	ASCENT RESOURCES - UTICA, LLC	375,000
11/1/2019	ANR	M3	SE	WESTRICK	ACADIA 2 INT DEL	132585	FTS-1	DTE ENERGY TRADING, INC.	796,395
11/1/2019	ANR	M3	SE	WESTRICK	ACADIA 2 INT DEL	133598	FTS-1	SEQUENT ENERGY MANAGEMENT, L.P.	546,412
11/1/2019	ANR	M3	SE	WESTRICK	ACADIA 2 INT DEL	133599	FTS-1	SEQUENT ENERGY MANAGEMENT, L.P.	12,115
11/1/2019	ANR	M3	SE	WESTRICK	S E CDP (TRANSMISSION)	133568	FTS-1	TENASKA MARKETING VENTURES	2,540,172
11/1/2019	ANR	M3	SE	WESTRICK	SHADYSIDE/SONAT (DEL)	133568	FTS-1	TENASKA MARKETING VENTURES	256,428
11/1/2019	ANR	M3	SE	WESTRICK	SHADYSIDE/SONAT (DEL)	133624	FTS-1	TENASKA MARKETING VENTURES	1,491,461
11/1/2019	ANR	M3	SE	WESTRICK	SHADYSIDE/TGP (DEL)	133568	FTS-1	TENASKA MARKETING VENTURES	203,400
11/1/2019	ANR	M3	SE	WESTRICK	WEEKS ISLA/LIG PL	133624	FTS-1	TENASKA MARKETING VENTURES	594,220
11/1/2019	ANR	M5	SW	ALDEN/WILLIAMS NAT GAS	GREENSBURG/NNG (DEL)	132261	FTS-1	CONEXUS ENERGY, LLC	6,058
11/1/2019	ANR	M5	SW	ALDEN/WILLIAMS NAT GAS	S W CDP	120977	ITS	TENASKA MARKETING VENTURES	29,821
11/1/2019	ANR	M5	SW	ALDEN/WILLIAMS NAT GAS	S W CDP	132261	FTS-1	CONEXUS ENERGY, LLC	18,360
11/1/2019	ANR	M5	SW	ALDEN/WILLIAMS NAT GAS	S W CDP	133645	FTS-1	TENASKA MARKETING VENTURES	10,415
11/1/2019	ANR	M7	M2	ANRPL STORAGE FACILITIES	GLEASON	106308	FTS-1	THE WEST TENNESSEE PUBLIC UTILITY DISTRI	52,518
11/1/2019	ANR	M7	M2	FARWELL (RECEIPT)	DURALDE EVANGELINE INT	125883	FTS-1	ELEMENT MARKETS RENEWABLE NATURAL GAS, L	32,865
11/1/2019	ANR	M7	M2	FARWELL (RECEIPT)	DURALDE EVANGELINE INT	126737	ITS	ELEMENT MARKETS RENEWABLE NATURAL GAS, L	2,569
12/1/2019	ANR	M2	SE	FAYETTEVILLE EXPRESS	ACADIA 2 INT DEL	133598	FTS-1	SEQUENT ENERGY MANAGEMENT, L.P.	570,921
12/1/2019	ANR	M2	SE	FAYETTEVILLE EXPRESS	ACADIA 2 INT DEL	133599	FTS-1	SEQUENT ENERGY MANAGEMENT, L.P.	12,601
12/1/2019	ANR	M2	SE	FAYETTEVILLE EXPRESS	S E CDP (TRANSMISSION)	126997	ITS	SHELL ENERGY NORTH AMERICA (US), L.P.	105,560
12/1/2019	ANR	M2	SE	FUEL SEGMENT 2	S E CDP (TRANSMISSION)	124160	FTS-1	GULFPORT ENERGY CORPORATION	4,621
12/1/2019	ANR	M2	SE	LIDDIEVILLE	S E CDP (TRANSMISSION)	126997	ITS	SHELL ENERGY NORTH AMERICA (US), L.P.	98,890
12/1/2019	ANR	M2	SE	LIDDIEVILLE 42	S E CDP (TRANSMISSION)	126997	ITS	SHELL ENERGY NORTH AMERICA (US), L.P.	7,855
12/1/2019	ANR	M2	SE	RICHLAND SOUTH INT	ACADIA 2 INT DEL	133598	FTS-1	SEQUENT ENERGY MANAGEMENT, L.P.	840,958
12/1/2019	ANR	M2	SE	TIGER INTERCONNECT	ACADIA 2 INT DEL	132585	FTS-1	DTE ENERGY TRADING, INC.	1,151,691
12/1/2019	ANR	M2	SE	TIGER INTERCONNECT	ACADIA 2 INT DEL	132586	FTS-1	DTE ENERGY TRADING, INC.	690,524
12/1/2019	ANR	M2	SE	TIGER INTERCONNECT	ACADIA 2 INT DEL	133598	FTS-1	SEQUENT ENERGY MANAGEMENT, L.P.	178,692
12/1/2019	ANR	M2	SE	TIGER INTERCONNECT	BOBCAT STORAGE (DEL)	115458	FTS-1	CHESAPEAKE ENERGY MARKETING, L.L.C.	15,000
12/1/2019	ANR	M2	SE	TIGER INTERCONNECT	EGAN (DELIVERY) INT	115458	FTS-1	CHESAPEAKE ENERGY MARKETING, L.L.C.	20,000
12/1/2019	ANR	M2	SE	TIGER INTERCONNECT	RIVERWAY (TO BRIDGELINE)	115458	FTS-1	CHESAPEAKE ENERGY MARKETING, L.L.C.	571,919
12/1/2019	ANR	M2	SE	TIGER INTERCONNECT	S E CDP (TRANSMISSION)	124160	FTS-1	GULFPORT ENERGY CORPORATION	1,545,379
12/1/2019	ANR	M2	SE	TIGER INTERCONNECT	S E CDP (TRANSMISSION)	126997	ITS	SHELL ENERGY NORTH AMERICA (US), L.P.	1,192,117
12/1/2019	ANR	M2	SE	TIGER INTERCONNECT	S E CDP (TRANSMISSION)	133706	FTS-1	ARM ENERGY MANAGEMENT LLC	96,188
12/1/2019	ANR	M2	SE	TIGER INTERCONNECT	SHADYSIDE/SONAT (DEL)	115458	FTS-1	CHESAPEAKE ENERGY MARKETING, L.L.C.	120,000
12/1/2019	ANR	M2	SE	TIGER INTERCONNECT	WEEKS ISLA/LIG PL	115458	FTS-1	CHESAPEAKE ENERGY MARKETING, L.L.C.	2,373,081
12/1/2019	ANR	M3	M2	LEBANON/DOMINION RECEIPT	ALLEN PLANT	124160	FTS-1	GULFPORT ENERGY CORPORATION	551,238

**ANR PIPELINE COMPANY
TRANSPORTATION SERVICES
ACTUAL THROUGHPUT BY RATE ROUTE**

Production								Sched	
Date	TSP	Rec Zn	Del Zn	Rec Loc Name	Del Loc Name	Svc Req K	Svc Cd	Svc Req Name	Throughput
12/1/2019	ANR	M3	M2	REX SHELBYVILLE	ALLEN PLANT	124160	FTS-1	GULFPORT ENERGY CORPORATION	342,278
12/1/2019	ANR	M3	M2	REX SHELBYVILLE	PINE PRAIRIE NORTH DEL	132544	FTS-1	SEQUENT ENERGY MANAGEMENT, L.P.	6,782
12/1/2019	ANR	M3	M2	REX SHELBYVILLE	PINE PRAIRIE NORTH DEL	133713	FTS-1	WGL MIDSTREAM, INC.	86,200
12/1/2019	ANR	M3	M2	REX SHELBYVILLE	TRENTON INTERCONNECT	133474	FTS-1	EXELON GENERATION COMPANY, LLC	54
12/1/2019	ANR	M3	M2	WESTRICK	ALLEN PLANT	124160	FTS-1	GULFPORT ENERGY CORPORATION	646,340
12/1/2019	ANR	M3	M2	WESTRICK	ALLEN PLANT	133713	FTS-1	WGL MIDSTREAM, INC.	9,448
12/1/2019	ANR	M3	M2	WESTRICK	DURALDE EVANGELINE INT	125082	FTS-1	ANTERO RESOURCES CORPORATION	9,300,000
12/1/2019	ANR	M3	M2	WESTRICK	PINE PRAIRIE NORTH DEL	133713	FTS-1	WGL MIDSTREAM, INC.	412,000
12/1/2019	ANR	M3	M2	WESTRICK	PINE PRAIRIE NORTH DEL	133731	FTS-1	TENASKA MARKETING VENTURES	3,837
12/1/2019	ANR	M3	M2	WESTRICK	WEAKLEY COUNTY INT	133713	FTS-1	WGL MIDSTREAM, INC.	23,728
12/1/2019	ANR	M3	SE	LEBANON/GLEN KARN REC	S E CDP (TRANSMISSION)	132091	FTS-1	BP ENERGY COMPANY	940,476
12/1/2019	ANR	M3	SE	REX SHELBYVILLE	ACADIA 2 INT DEL	123658	FTS-1	EQT ENERGY, LLC	620,000
12/1/2019	ANR	M3	SE	REX SHELBYVILLE	ACADIA 2 INT DEL	123659	FTS-1	EQT ENERGY, LLC	620,000
12/1/2019	ANR	M3	SE	REX SHELBYVILLE	ACADIA 2 INT DEL	125852	FTS-1	EQT ENERGY, LLC	1,007,500
12/1/2019	ANR	M3	SE	REX SHELBYVILLE	ACADIA 2 INT DEL	132586	FTS-1	DTE ENERGY TRADING, INC.	225,956
12/1/2019	ANR	M3	SE	REX SHELBYVILLE	ACADIA 2 INT DEL	133598	FTS-1	SEQUENT ENERGY MANAGEMENT, L.P.	2,975,480
12/1/2019	ANR	M3	SE	REX SHELBYVILLE	ACADIA 2 INT DEL	133599	FTS-1	SEQUENT ENERGY MANAGEMENT, L.P.	340,227
12/1/2019	ANR	M3	SE	REX SHELBYVILLE	S E CDP (TRANSMISSION)	132544	FTS-1	SEQUENT ENERGY MANAGEMENT, L.P.	8,142
12/1/2019	ANR	M3	SE	WESTRICK	ACADIA 2 INT DEL	125083	FTS-1	ANTERO RESOURCES CORPORATION	4,265,000
12/1/2019	ANR	M3	SE	WESTRICK	ACADIA 2 INT DEL	129006	FTS-1	ASCENT RESOURCES - UTICA, LLC	387,500
12/1/2019	ANR	M3	SE	WESTRICK	ACADIA 2 INT DEL	132585	FTS-1	DTE ENERGY TRADING, INC.	267,786
12/1/2019	ANR	M3	SE	WESTRICK	ACADIA 2 INT DEL	133598	FTS-1	SEQUENT ENERGY MANAGEMENT, L.P.	83,730
12/1/2019	ANR	M3	SE	WESTRICK	ACADIA 2 INT DEL	133599	FTS-1	SEQUENT ENERGY MANAGEMENT, L.P.	37,803
12/1/2019	ANR	M3	SE	WESTRICK	ACADIA 2 INT DEL	133706	FTS-1	ARM ENERGY MANAGEMENT LLC	105,000
12/1/2019	ANR	M3	SE	WESTRICK	PINE PRAIRIE SOUTH DEL	133731	FTS-1	TENASKA MARKETING VENTURES	316
12/1/2019	ANR	M3	SE	WESTRICK	S E CDP (TRANSMISSION)	125083	FTS-1	ANTERO RESOURCES CORPORATION	385,000
12/1/2019	ANR	M3	SE	WESTRICK	S E CDP (TRANSMISSION)	132544	FTS-1	SEQUENT ENERGY MANAGEMENT, L.P.	1,858
12/1/2019	ANR	M3	SE	WESTRICK	S E CDP (TRANSMISSION)	133706	FTS-1	ARM ENERGY MANAGEMENT LLC	1,346,259
12/1/2019	ANR	M3	SE	WESTRICK	S E CDP (TRANSMISSION)	133731	FTS-1	TENASKA MARKETING VENTURES	626,743
12/1/2019	ANR	M3	SE	WESTRICK	SHADYSIDE/SONAT (DEL)	133624	FTS-1	TENASKA MARKETING VENTURES	1,550,000
12/1/2019	ANR	M3	SE	WESTRICK	SHADYSIDE/SONAT (DEL)	133731	FTS-1	TENASKA MARKETING VENTURES	521,307
12/1/2019	ANR	M3	SE	WESTRICK	SHADYSIDE/TGP (DEL)	133731	FTS-1	TENASKA MARKETING VENTURES	948,596
12/1/2019	ANR	M3	SE	WESTRICK	ST LANDRY/FL INT	133731	FTS-1	TENASKA MARKETING VENTURES	69,201
12/1/2019	ANR	M3	SE	WESTRICK	WEEKS ISLA/LIG PL	133624	FTS-1	TENASKA MARKETING VENTURES	617,830
12/1/2019	ANR	M3	SE	WESTRICK	WEEKS ISLA/LIG PL	133731	FTS-1	TENASKA MARKETING VENTURES	930,000
12/1/2019	ANR	M7	M2	ANRPL STORAGE FACILITIES	GLEASON	106308	FTS-1	THE WEST TENNESSEE PUBLIC UTILITY DISTRI	15,604
12/1/2019	ANR	M7	M2	FARWELL (RECEIPT)	DURALDE EVANGELINE INT	125883	FTS-1	ELEMENT MARKETS RENEWABLE NATURAL GAS, L	32,235
12/1/2019	ANR	M7	M2	FARWELL (RECEIPT)	DURALDE EVANGELINE INT	126737	ITS	ELEMENT MARKETS RENEWABLE NATURAL GAS, L	5,529
12/1/2019	ANR	M7	SW	ALLIANCE/ANR INT	S W CDP	131644	FTS-1	EDF TRADING NORTH AMERICA, LLC	313