



March 2, 2020

Ms. Kimberly D. Bose, Secretary
Federal Energy Regulatory Commission
888 First Street, NE
Washington, DC 20426

ANR Pipeline Company
700 Louisiana Street, Suite 700
Houston, TX 77002-2700

John A. Roscher
Director, Rates & Tariffs

tel 832.320.5675
email John_Roscher@tcenergy.com
web www.anrpl.com/company_info/

Re: ANR Pipeline Company
Annual Re-determination of Transporter's Use and EPC Charges (Part 2 of 2)
Docket No. RP20-____-000

Dear Ms. Bose:

Pursuant to Section 4 of the Natural Gas Act ("NGA") and Part 154 of the Federal Energy Regulatory Commission's ("FERC" or "Commission") regulations,¹ ANR Pipeline Company ("ANR") respectfully submits for filing and acceptance its annual Re-determination of Transporter's Use and EPC Charges to comply with the fuel and electric power cost re-determination provisions of Sections 6.1.86 and 6.34 of ANR's FERC Gas Tariff, Third Revised Volume No. 1 ("Tariff").² ANR respectfully requests that the Commission accept the tariff sections included herein as in Appendix A-1 to become effective April 1, 2020.³

Correspondence

The names, titles and mailing address of the persons to whom correspondence and communications concerning this filing should be directed are as follows:

¹ 18 C.F.R. Part 154 (2020).

² Specifically, 6.1.86 – GT&C, Definitions ("Section 6.1.86"); 6.34 – GT&C, Transporter's Use and Transporter's EPC Adjustment ("Section 6.34").

³ Specifically, Part 4.18 – Statement of Rates, Transporter's Use (%) ("Section 4.18"); Part 4.19 – Statement of Rates, EPC Charge ("Section 4.19"); and Part 5.19 – Rate Schedules, Southeast Area Gathering Service ("Section 5.19").

David R. Hammel*
Director, Commercial and Regulatory Law,
U.S. Natural Gas Pipelines
ANR Pipeline Company
700 Louisiana Street, Suite 700
Houston, Texas 77002-2700
Tel. (832) 320-5861
dave_hammel@tcenergy.com

John A. Roscher
Director, Rates & Tariffs
David A. Alonzo*
Manager, Tariffs
ANR Pipeline Company
700 Louisiana Street, Suite 700
Houston, Texas 77002-2700
Tel. (832) 320-5477
david_alonzo@tcenergy.com

* Persons designated for official service pursuant to Rule 2010.

Statement of Nature, Reasons and Basis for Filing

Background

On October 1, 2019, in Docket No. RP20-22-000, ANR filed revised tariff records⁴ to remove backhaul transactions from the listing of services exempt from both the Transporter's Use (%) and EPC Charges, consistent with Commission policy articulated in *Texas Eastern*.⁵ On October 30, 2019, the Commission issued an order accepting ANR's revised tariff records to become effective November 1, 2019, as requested.⁶ The order allows ANR in any future fuel filings, to apply Transporter's Use (%)s and EPC Charges regardless of direction of flow. ANR's instant filing to re-determinate the Transporter's Use and EPC Charges, which establishes fuel rates for the 2020 fuel tracker period, reflects application of the tariff language approved by the Commission's October 30 Order.⁷

⁴ Specifically, Section 4.18, Section 4.19; and 6.1 - GT&C, Definitions, 5.0.0.

⁵ *Texas Eastern Transmission, LP*, 144 FERC ¶ 61,039, at P 37 (2013) (citing *El Paso Natural Gas Co.*, 129 FERC ¶ 61,280, at P 26 (2009)) ("*Texas Eastern*").

⁶ *ANR Pipeline Company*, 169 FERC ¶ 61,084 (2019) ("October 30 Order").

⁷ Additionally, on October 2, 2019, in Docket No. RP19-741-001, the Commission issued an order on rehearing rejecting ANR's explanation how its 2019 fuel filing was consistent with its currently effective Tariff, stating that the Commission's presumption is that all transportation transactions require either gas compressor fuel or, for non-gas-powered compressors, electric power costs. See *ANR Pipeline Company*, 169 FERC ¶ 61,003 (2019) ("October 2 Order"). On October 17, 2019, in Docket No. RP19-741-002, ANR submitted a compliance filing recalculating fuel rates for the 2019 fuel filing period (*i.e.*, April 1, 2019 through March 31, 2020) consistent with *Texas Eastern* and the October 2 Order. An order addressing the revised fuel rates is still pending. ANR's currently effective Transporter's Use (%) and EPC Charges were accepted and suspended, subject to refund, on March 29, 2019. See *ANR Pipeline Company*, 166 FERC ¶ 61,239 (2019)

Instant Filing

To comply with the annual fuel and electric power cost re-determination provisions of Section 6.1.86 and Section 6.34 of ANR's Tariff, ANR provides herein revisions to its general system Transporter's Use (%)s and EPC Charges for its transportation and storage services. In accordance with Section 6.1.86 of the GT&C of ANR's Tariff, the method used to calculate the Transporter's Use (%)s and the EPC Charges is the "modified transactional throughput" methodology.⁸ However, since no fuel volumes have been retained from shippers on a backhaul basis, ANR is unable to calculate a transactional throughput for that transportation. In the instant filing, ANR proposes to utilize actual throughput for transportation previously deemed as backhaul.

The Transporter's Use (%)s for ANR's transportation and storage services are comprised of: (i) a current fuel use percentage reflecting ANR's gas usage in the previous calendar year; and (ii) an annual volumetric adjustment reflecting the true-up of over- and under-collections of gas during the previous calendar year.

The EPC Charge for ANR's transportation services is comprised of: (i) a current electric power charge reflecting electric power costs incurred by ANR at its Weyauwega compressor station in Waupaca County, Wisconsin, during the previous calendar year; and (ii) an annual electric power cost adjustment reflecting the true-up of over- and under-collections of electric power costs for the previous calendar year and inclusive of carrying charges on the monthly net over- and under-collection activity.

The EPC Charge for ANR's storage services is comprised of: (i) a current electric power charge reflecting electric power costs incurred by ANR at its Cold Springs 1 Storage facility located in Kalkaska County, Michigan, during the previous calendar year; and (ii) an annual electric power cost adjustment reflecting the true-up of over- and under-collections of electric power costs for the previous calendar year and inclusive of carrying charges on the monthly net over- and under-collection activity.

⁸ Under this methodology, the fuel *retained* from (or assessed to) shippers during the previous calendar year is used to derive the "transactional throughput."

In the instant filing, ANR is proposing a decrease in its Transporter's Use (%) for storage services from 0.74% to 0.73% and a decrease in Transporter's Use (%) for lost and unaccounted for-gas from 0.23% to 0.13%. For transportation service, the summary workpapers included herein as Appendix B reflect the application of Transporter's Use (%)s and EPC Charges to all shippers regardless of direction of flow, consistent with the Commission's October 30 Order.

In general, the data within the summary workpapers in Appendix B reflect increases to the transportation paths that were previously considered full or partial backhaul transactions (i.e. north-to-south) and exempt from Transporter's Use (%) and EPC Charges, and a decrease in forward haul transportation paths (i.e. south-to-north) resulting from the addition of throughput determinants from transactions previously deemed backhaul transactions.⁹

Further, the workpapers reflect an adjustment to the Transporter's Use (%) for transportation services to reflect over- and under-collection of gas on ANR's system, including on or through the SE Leg. As shown in Appendix B, the adjustment to the Transporter's Use (%) on the SE Leg continues to reflect an under recovery of gas that was primarily driven by increased throughput from north-to-south shippers through the segment which resulted in a higher utilization of fuel burned. Additionally, ANR was unable to assess fuel charges for service on a north-to-south basis which contributed to the under-collection of gas on the SE Leg. With the modifications approved by the Commission in the October 30 Order, fuel retained from shippers previously exempted from being assessed Transporter's Use (%) or EPC Charges should contribute to the reduction in the overall under-recovered balance in future fuel filings, including any under-recovered balance on the SE Leg. Such methodology will also result in a more equitable application of Transporter's Use (%)'s and EPC Charges.

In compliance with Section 154.201(b) of the Commission's regulations, summary level workpapers in support of the re-determined Transporter's Use (%) matrix, the EPC Charge for transportation matrix, and the EPC Charge for storage services are provided in the instant filing

⁹ For example, the table included in Appendix B on Page 2 of 15 shows that fuel for transportation northbound from Zone 2 to Zone 7 will result in a 0.25% decrease in fuel for that route (from 2.31% to 2.06%). However, transportation southbound from Zone 7 to Zone 2 was previously considered backhaul, thus fuel was not previously charged. Therefore, there will be a 2.06% increase in fuel for this route (from 0.00 to 2.06%) since previously, this route was exempt.

(Appendix B, Attachments 1, 2, and 3). In order to assist parties in comparing the data used in this filing with its Form No. 2 data, ANR is also submitting a reconciliation of the fuel and electric power cost data used in this filing with the data to be included in its upcoming Form No. 2 filing (Appendix B, Attachment 4). Finally, detailed workpapers which provide monthly support for company use gas volumes, electric power costs incurred, and the volume of gas retained by ANR from its customers are also included herein (Appendices C-1, C-2 and C-3).

Effective Date

ANR respectfully requests that the Commission accept the tariff sections included as Appendix A to become effective April 1, 2020.

Other Filings Which May Affect This Proceeding

On October 17, 2019, in Docket No. RP19-741-002, ANR submitted its compliance filing to revise Sections 4.18, 4.19, and 5.19 effective April 1, 2019, and apply Transporter's Use (%)s and EPC Charges to all shippers regardless of direction of flow, to comply with the Commission's October 2 Order. An order on ANR's compliance filing is currently pending.

Contents of Filing

In accordance with Section 154.7 of the Commission's regulations, ANR is submitting the following via its electronic tariff filing:

1. This transmittal letter;
2. Clean tariff sections (Appendix A-1);
3. Marked tariff sections (Appendix A-2);
4. Summary level workpapers in support of the proposed changes (Appendix B); and
5. Detail level workpapers in support of the proposed changes (Appendix C-1, C-2, and C-3).

Certificate of Service

As required by Sections 154.7(b) and 154.208 of the Commission's regulations, a copy of this filing is being served upon all of ANR's existing customers and interested state regulatory

agencies. A copy of this letter, together with any attachments, is available during regular business hours for public inspection at ANR's principal place of business.

Pursuant to Section 385.2005 of the Commission's regulations, the undersigned has read this filing and knows its contents, and the contents are true as stated, to the best of his knowledge and belief. Additionally, the undersigned possesses full power and authority to sign such filing.

Any questions regarding this filing may be directed to David A. Alonzo at (832) 320-5477.

Respectfully submitted,

ANR Pipeline Company

A handwritten signature in black ink that reads "John A. Roscher". The signature is written in a cursive style and extends to the right with a long horizontal flourish.

John A. Roscher
Director, Rates & Tariffs

Enclosures

**ANR PIPELINE COMPANY
DOCKET NO. RP20____ - ____**

Re-determination of Transporter's Use (%)s and EPC Charges

APPENDIX C

Detailed Workpapers

Volume 2

**ANR PIPELINE COMPANY
DOCKET NO. RP20____-____**

Re-determination of Transporter's Use (%)s and EPC Charges

APPENDIX C-2

ANR 2019 Fuel Retention

Appendix C-2 provides by month the actual fuel and L&U retained by rate route as follows:

Tab 2 – (Continued) Detailed workpapers in support of Tab 1 monthly transportation fuel retention levels, which consists of copies of reports generated from ANR's volume allocation system, showing the fuel and L&U volumes allocated by contract. (Volume 2 contains May – December, 2019.)



VASCR351

ANR Pipeline Company Transportation Services Fuel By Route Analysis

Reporting Year: *January - December 2019*
Production 05/2019

<u>Production Period</u>	<u>Receipt Segment</u>	<u>Delivery Segment</u>	<u>Service Class</u>	<u>Svc Req Contract</u>	<u>Receipt Location</u>	<u>Receipt Loc Prop</u>	<u>Delivery Location</u>	<u>Delivery Loc Prop</u>	<u>Fuel Quantity</u>
5/2019	ME 2	ME 2	TR	104491	513084	803184	521982	283195	62
5/2019	ME 2	ME 2	TR	114655	505226	153719	521044	261572	134
5/2019	ME 2	ME 2	TR	114655	513062	490940	521044	261572	3,131
5/2019	ME 2	ME 2	TR	114656	513062	490940	521644	274229	3,314
5/2019	ME 2	ME 2	TR	124160	513090	927982	505606	505606	79
5/2019	ME 2	ME 2	TR	126586	513062	490940	505606	505606	3,803
5/2019	ME 2	ME 2	TR	129483	513084	803184	521536	20046	328
5/2019	ME 2	ME 2	TR	130590	513084	803184	523069	1055519	98
5/2019	ME 2	ME 2	TR	132584	513084	803184	521660	153751	90
5/2019	ME 2	ME 2	TR	132584	513090	927982	521660	153751	786
5/2019	ME 2	ME 2	TR	132585	513090	927982	505606	505606	562
5/2019	ME 2	ME 2	TR	132590	513084	803184	521660	153751	460
5/2019	ME 2	ME 2	TR	132590	513084	803184	523054	490941	9,746
5/2019	ME 2	ME 2	TR	132590	513090	927982	523054	490941	166
5/2019	ME 2	ME 2	TR	132696	513084	803184	521536	20046	24
5/2019	ME 2	ME 2	TR	132696	513084	803184	523069	1055519	34
5/2019	ME 2	ME 2	TR	132696	513084	803184	523083	1402187	1,049
	Segment Subtotal								23,866
5/2019	ME 2	ME 3	TR	132544	513084	803184	505584	505584	530
5/2019	ME 2	ME 3	TR	132635	513084	803184	521552	16265	135
5/2019	ME 2	ME 3	TS	123081	513084	803184	521568	4280	52
5/2019	ME 2	ME 3	TS	123608	513084	803184	521560	4481	55
	Segment Subtotal								772
5/2019	ME 2	MI 7	TR	106308	521594	20666	505038	153808	131
5/2019	ME 2	MI 7	TR	132544	513084	803184	521116	42078	1,064
5/2019	ME 2	MI 7	TR	132635	513084	803184	505020	139252	693
5/2019	ME 2	MI 7	TR	132716	513084	803184	505038	153808	233
	Segment Subtotal								2,121
5/2019	ME 3	ME 3	TR	110505	510008	38224	520027	295956	73
5/2019	ME 3	ME 3	TR	115126	505227	153721	505564	1389346	143
5/2019	ME 3	ME 3	TR	118863	505227	153721	521986	277052	380
5/2019	ME 3	ME 3	TR	124603	513085	742252	521626	40184	161



VASCR351

ANR Pipeline Company Transportation Services Fuel By Route Analysis

Reporting Year: *January - December 2019*
Production 05/2019

<u>Production</u> <u>Period</u>	<u>Receipt</u> <u>Segment</u>	<u>Delivery</u> <u>Segment</u>	<u>Service</u> <u>Class</u>	<u>Svc Req</u> <u>Contract</u>	<u>Receipt</u> <u>Location</u>	<u>Receipt</u> <u>Loc Prop</u>	<u>Delivery</u> <u>Location</u>	<u>Delivery</u> <u>Loc Prop</u>	<u>Fuel</u> <u>Quantity</u>
5/2019	ME 3	ME 3	TR	124945	513085	742252	521626	40184	582
5/2019	ME 3	ME 3	TR	124951	513085	742252	521626	40184	160
5/2019	ME 3	ME 3	TR	126846	513085	742252	521092	4475	1,426
5/2019	ME 3	ME 3	TR	126846	513085	742252	521572	40455	100
5/2019	ME 3	ME 3	TR	126846	513085	742252	521626	40184	210
5/2019	ME 3	ME 3	TR	126846	513126	1389630	521092	4475	620
5/2019	ME 3	ME 3	TR	126846	513126	1389630	521626	40184	1,147
5/2019	ME 3	ME 3	TR	126847	513126	1389630	521626	40184	527
5/2019	ME 3	ME 3	TR	128295	513085	742252	521032	138747	2,936
5/2019	ME 3	ME 3	TR	128295	513085	742252	521066	40462	5
5/2019	ME 3	ME 3	TR	128295	513085	742252	521092	4475	150
5/2019	ME 3	ME 3	TR	128295	513085	742252	521528	4351	4
5/2019	ME 3	ME 3	TR	128295	513085	742252	521572	40455	41
5/2019	ME 3	ME 3	TR	128295	513085	742252	521620	16118	27
5/2019	ME 3	ME 3	TR	128295	513085	742252	521626	40184	753
5/2019	ME 3	ME 3	TR	128295	513105	513105	505564	1389346	10
5/2019	ME 3	ME 3	TR	128295	513105	513105	520005	15672	42
5/2019	ME 3	ME 3	TR	128295	513105	513105	521092	4475	1
5/2019	ME 3	ME 3	TR	128296	513085	742252	521032	138747	67
5/2019	ME 3	ME 3	TR	128296	513085	742252	521066	40462	1,204
5/2019	ME 3	ME 3	TR	128296	513085	742252	521092	4475	7
5/2019	ME 3	ME 3	TR	128296	513105	513105	520005	15672	35
5/2019	ME 3	ME 3	TR	129337	513125	1387755	520005	15672	147
5/2019	ME 3	ME 3	TR	129994	513085	742252	521626	40184	97
5/2019	ME 3	ME 3	TR	130318	513085	742252	521638	153767	145
5/2019	ME 3	ME 3	TR	130319	505227	153721	521638	153767	1
5/2019	ME 3	ME 3	TR	130319	513085	742252	521638	153767	421
5/2019	ME 3	ME 3	TR	130320	513085	742252	521638	153767	574
5/2019	ME 3	ME 3	TR	130527	505227	153721	523006	314730	15
5/2019	ME 3	ME 3	TR	130775	513085	742252	505012	139240	4,014
5/2019	ME 3	ME 3	TR	130775	513085	742252	505392	356048	4
5/2019	ME 3	ME 3	TR	130775	513085	742252	520018	22986	2,015
5/2019	ME 3	ME 3	TR	130775	513085	742252	521010	40186	706



VASCR351

ANR Pipeline Company Transportation Services Fuel By Route Analysis

Reporting Year: *January - December 2019*
Production *05/2019*

<u>Production Period</u>	<u>Receipt Segment</u>	<u>Delivery Segment</u>	<u>Service Class</u>	<u>Svc Req Contract</u>	<u>Receipt Location</u>	<u>Receipt Loc Prop</u>	<u>Delivery Location</u>	<u>Delivery Loc Prop</u>	<u>Fuel Quantity</u>
5/2019	ME 3	ME 3	TR	130775	513085	742252	521032	138747	700
5/2019	ME 3	ME 3	TR	130775	513085	742252	521626	40184	168
5/2019	ME 3	ME 3	TR	130775	513105	513105	505012	139240	536
5/2019	ME 3	ME 3	TR	130775	513105	513105	521010	40186	48
5/2019	ME 3	ME 3	TR	130775	513105	513105	521626	40184	30
5/2019	ME 3	ME 3	TR	131280	513085	742252	521620	16118	2,630
5/2019	ME 3	ME 3	TR	131280	513105	513105	521620	16118	4,931
5/2019	ME 3	ME 3	TR	131644	513085	742252	521010	40186	38
5/2019	ME 3	ME 3	TR	131644	513085	742252	521626	40184	17
5/2019	ME 3	ME 3	TR	131934	513085	742252	505563	1389347	551
5/2019	ME 3	ME 3	TR	131992	513085	742252	521626	40184	699
5/2019	ME 3	ME 3	TR	132082	513085	742252	521626	40184	30
5/2019	ME 3	ME 3	TR	132083	513085	742252	521626	40184	36
5/2019	ME 3	ME 3	TR	132083	513126	1389630	521626	40184	133
5/2019	ME 3	ME 3	TR	132243	513085	742252	520005	15672	8
5/2019	ME 3	ME 3	TR	132243	513085	742252	521092	4475	441
5/2019	ME 3	ME 3	TR	132243	513085	742252	521572	40455	160
5/2019	ME 3	ME 3	TR	132243	513085	742252	521626	40184	7
5/2019	ME 3	ME 3	TR	132267	513085	742252	521620	16118	17
5/2019	ME 3	ME 3	TR	132364	513085	742252	520027	295956	14
5/2019	ME 3	ME 3	TR	132367	513085	742252	520027	295956	37
5/2019	ME 3	ME 3	TR	132445	513085	742252	521626	40184	31
5/2019	ME 3	ME 3	TR	132447	513085	742252	521092	4475	62
5/2019	ME 3	ME 3	TR	132447	513085	742252	521528	4351	1
5/2019	ME 3	ME 3	TR	132447	513085	742252	521534	138745	10
5/2019	ME 3	ME 3	TR	132447	513085	742252	521626	40184	31
5/2019	ME 3	ME 3	TR	132488	513085	742252	521626	40184	22
5/2019	ME 3	ME 3	TR	132491	513085	742252	521552	16265	1
5/2019	ME 3	ME 3	TR	132492	513085	742252	521552	16265	10
5/2019	ME 3	ME 3	TR	132498	513085	742252	521626	40184	31
5/2019	ME 3	ME 3	TR	132543	513105	513105	521986	277052	118
5/2019	ME 3	ME 3	TR	132544	505584	505584	520028	295957	456
5/2019	ME 3	ME 3	TR	132544	513085	742252	520028	295957	138



VASCR351

ANR Pipeline Company Transportation Services Fuel By Route Analysis

Reporting Year: *January - December 2019*
Production 05/2019

<u>Production Period</u>	<u>Receipt Segment</u>	<u>Delivery Segment</u>	<u>Service Class</u>	<u>Svc Req Contract</u>	<u>Receipt Location</u>	<u>Receipt Loc Prop</u>	<u>Delivery Location</u>	<u>Delivery Loc Prop</u>	<u>Fuel Quantity</u>
5/2019	ME 3	ME 3	TR	132544	513125	1387755	505584	505584	186
5/2019	ME 3	ME 3	TR	132582	513085	742252	505564	1389346	1,519
5/2019	ME 3	ME 3	TR	132582	513085	742252	521620	16118	3,786
5/2019	ME 3	ME 3	TR	132582	513085	742252	521626	40184	1,116
5/2019	ME 3	ME 3	TR	132582	513105	513105	521620	16118	779
5/2019	ME 3	ME 3	TR	132587	513085	742252	521010	40186	139
5/2019	ME 3	ME 3	TR	132587	513105	513105	521010	40186	76
5/2019	ME 3	ME 3	TR	132589	513105	513105	513085	742252	6
5/2019	ME 3	ME 3	TR	132590	513085	742252	521986	277052	29
5/2019	ME 3	ME 3	TR	132590	513105	513105	521986	277052	322
5/2019	ME 3	ME 3	TR	132590	513125	1387755	513085	742252	103
5/2019	ME 3	ME 3	TR	132590	513125	1387755	521010	40186	109
5/2019	ME 3	ME 3	TR	132590	513125	1387755	521032	138747	2,021
5/2019	ME 3	ME 3	TR	132590	513125	1387755	521986	277052	1,024
5/2019	ME 3	ME 3	TR	132590	513125	1387755	523006	314730	68
5/2019	ME 3	ME 3	TR	132591	513105	513105	513085	742252	8
5/2019	ME 3	ME 3	TR	132592	513105	513105	513085	742252	6
5/2019	ME 3	ME 3	TR	132630	513085	742252	523006	314730	69
5/2019	ME 3	ME 3	TR	132639	513085	742252	521528	4351	229
5/2019	ME 3	ME 3	TR	132639	513085	742252	521638	153767	165
5/2019	ME 3	ME 3	TR	132658	513085	742252	505392	356048	37
5/2019	ME 3	ME 3	TR	132658	513085	742252	505573	1400988	53
5/2019	ME 3	ME 3	TR	132658	513085	742252	520018	22986	35
5/2019	ME 3	ME 3	TR	132666	513105	513105	505563	1389347	1,492
5/2019	ME 3	ME 3	TR	132669	513085	742252	521010	40186	399
5/2019	ME 3	ME 3	TR	132672	510008	38224	521552	16265	318
5/2019	ME 3	ME 3	TR	132673	513085	742252	521552	16265	3
5/2019	ME 3	ME 3	TR	132673	513085	742252	521620	16118	1
5/2019	ME 3	ME 3	TR	132673	513105	513105	521620	16118	2
5/2019	ME 3	ME 3	TR	132681	513085	742252	521010	40186	653
5/2019	ME 3	ME 3	TR	132681	513085	742252	521626	40184	1,293
5/2019	ME 3	ME 3	TR	132681	513105	513105	521626	40184	234
5/2019	ME 3	ME 3	TR	132681	513126	1389630	521626	40184	34



VASCR351

ANR Pipeline Company Transportation Services Fuel By Route Analysis

Reporting Year: January - December 2019
Production 05/2019

<u>Production Period</u>	<u>Receipt Segment</u>	<u>Delivery Segment</u>	<u>Service Class</u>	<u>Svc Req Contract</u>	<u>Receipt Location</u>	<u>Receipt Loc Prop</u>	<u>Delivery Location</u>	<u>Delivery Loc Prop</u>	<u>Fuel Quantity</u>
5/2019	ME 3	ME 3	TR	132682	513085	742252	521010	40186	128
5/2019	ME 3	ME 3	TR	132682	513085	742252	521626	40184	243
5/2019	ME 3	ME 3	TR	132682	513105	513105	521626	40184	15
5/2019	ME 3	ME 3	TR	132708	513085	742252	505392	356048	43
5/2019	ME 3	ME 3	TR	132748	513085	742252	505573	1400988	74
5/2019	ME 3	ME 3	TR	132748	513085	742252	521620	16118	15
5/2019	ME 3	ME 3	TR	132752	513085	742252	505573	1400988	46
5/2019	ME 3	ME 3	TR	132756	513085	742252	505573	1400988	335
5/2019	ME 3	ME 3	TR	132756	513085	742252	520023	28447	31
5/2019	ME 3	ME 3	TR	132756	513085	742252	521620	16118	91
5/2019	ME 3	ME 3	TR	132758	513085	742252	505573	1400988	664
5/2019	ME 3	ME 3	TR	132762	513085	742252	505238	174721	62
5/2019	ME 3	ME 3	TR	132762	513085	742252	505573	1400988	656
5/2019	ME 3	ME 3	TR	132762	513085	742252	520027	295956	3
5/2019	ME 3	ME 3	TR	132764	513085	742252	505573	1400988	122
5/2019	ME 3	ME 3	TR	132764	513085	742252	520005	15672	21
5/2019	ME 3	ME 3	TR	132764	513085	742252	521032	138747	20
5/2019	ME 3	ME 3	TR	132764	513085	742252	521092	4475	180
5/2019	ME 3	ME 3	TR	132764	513085	742252	521528	4351	54
5/2019	ME 3	ME 3	TR	132764	513085	742252	521534	138745	3
5/2019	ME 3	ME 3	TR	132764	513085	742252	521572	40455	425
5/2019	ME 3	ME 3	TR	132764	513085	742252	521626	40184	1,329
5/2019	ME 3	ME 3	TR	132764	513105	513105	521626	40184	160
5/2019	ME 3	ME 3	TR	132764	513126	1389630	521626	40184	85
5/2019	ME 3	ME 3	TR	132765	513085	742252	505573	1400988	20
5/2019	ME 3	ME 3	TR	132765	513085	742252	521032	138747	1
5/2019	ME 3	ME 3	TR	132765	513085	742252	521092	4475	121
5/2019	ME 3	ME 3	TR	132765	513085	742252	521528	4351	239
5/2019	ME 3	ME 3	TR	132765	513085	742252	521530	4274	31
5/2019	ME 3	ME 3	TR	132765	513085	742252	521534	138745	31
5/2019	ME 3	ME 3	TR	132765	513085	742252	521572	40455	236
5/2019	ME 3	ME 3	TR	132765	513085	742252	521576	40189	31
5/2019	ME 3	ME 3	TR	132765	513085	742252	521620	16118	1,612



VASCR351

ANR Pipeline Company Transportation Services Fuel By Route Analysis

Reporting Year: January - December 2019
Production 05/2019

<u>Production Period</u>	<u>Receipt Segment</u>	<u>Delivery Segment</u>	<u>Service Class</u>	<u>Svc Req Contract</u>	<u>Receipt Location</u>	<u>Receipt Loc Prop</u>	<u>Delivery Location</u>	<u>Delivery Loc Prop</u>	<u>Fuel Quantity</u>
5/2019	ME 3	ME 3	TR	132765	513085	742252	521626	40184	129
5/2019	ME 3	ME 3	TR	132765	513126	1389630	521626	40184	74
5/2019	ME 3	ME 3	TR	132766	513085	742252	505573	1400988	27
5/2019	ME 3	ME 3	TR	132771	513085	742252	505573	1400988	2
5/2019	ME 3	ME 3	TR	132772	513085	742252	505573	1400988	36
5/2019	ME 3	ME 3	TR	132775	513085	742252	505573	1400988	1
5/2019	ME 3	ME 3	TR	132775	513085	742252	520018	22986	17
5/2019	ME 3	ME 3	TR	132776	513085	742252	505573	1400988	7
5/2019	ME 3	ME 3	TR	132776	513085	742252	520027	295956	2
5/2019	ME 3	ME 3	TR	132778	510008	38224	520027	295956	60
5/2019	ME 3	ME 3	TR	132778	513085	742252	505573	1400988	591
5/2019	ME 3	ME 3	TR	132778	513085	742252	520015	108796	156
5/2019	ME 3	ME 3	TR	132778	513085	742252	521552	16265	153
5/2019	ME 3	ME 3	TR	132784	510008	38224	520027	295956	220
5/2019	ME 3	ME 3	TR	132784	510008	38224	521552	16265	170
5/2019	ME 3	ME 3	TR	132784	513085	742252	520015	108796	9
5/2019	ME 3	ME 3	TR	132784	513085	742252	520027	295956	269
5/2019	ME 3	ME 3	TR	132784	513085	742252	521552	16265	216
5/2019	ME 3	ME 3	TR	132785	513085	742252	505573	1400988	8
5/2019	ME 3	ME 3	TR	132792	513085	742252	505573	1400988	5
5/2019	ME 3	ME 3	TR	132793	513085	742252	505573	1400988	64
Segment Subtotal									
5/2019	ME 3	MI 7	TR	113877	513085	742252	521116	42078	696
5/2019	ME 3	MI 7	TR	113877	513085	742252	521690	40892	48
5/2019	ME 3	MI 7	TR	113879	513085	742252	521116	42078	42
5/2019	ME 3	MI 7	TR	113879	513085	742252	521122	11751	28
5/2019	ME 3	MI 7	TR	113879	513085	742252	521670	40468	85
5/2019	ME 3	MI 7	TR	113880	513085	742252	521116	42078	268
5/2019	ME 3	MI 7	TR	113880	513085	742252	521142	40477	51
5/2019	ME 3	MI 7	TR	113880	513085	742252	521146	11785	11
5/2019	ME 3	MI 7	TR	113880	513085	742252	521690	40892	11
5/2019	ME 3	MI 7	TR	113884	513105	513105	521670	40468	930
5/2019	ME 3	MI 7	TR	113886	513085	742252	521116	42078	146
									56,749

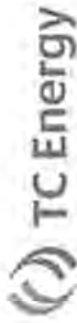


VASCR351

ANR Pipeline Company Transportation Services Fuel By Route Analysis

Reporting Year: *January - December 2019*
Production *05/2019*

<u>Production Period</u>	<u>Receipt Segment</u>	<u>Delivery Segment</u>	<u>Service Class</u>	<u>Svc Req Contract</u>	<u>Receipt Location</u>	<u>Receipt Loc Prop</u>	<u>Delivery Location</u>	<u>Delivery Loc Prop</u>	<u>Fuel Quantity</u>
5/2019	ME 3	MI 7	TR	113886	513085	742252	521162	11748	28
5/2019	ME 3	MI 7	TR	113886	513085	742252	521690	40892	12
5/2019	ME 3	MI 7	TR	113889	513085	742252	521074	40470	21
5/2019	ME 3	MI 7	TR	113889	513085	742252	521116	42078	164
5/2019	ME 3	MI 7	TR	113889	513085	742252	521162	11748	32
5/2019	ME 3	MI 7	TR	113890	513085	742252	521074	40470	6
5/2019	ME 3	MI 7	TR	113890	513085	742252	521116	42078	4
5/2019	ME 3	MI 7	TR	113890	513085	742252	521144	11580	112
5/2019	ME 3	MI 7	TR	113890	513085	742252	521670	40468	2
5/2019	ME 3	MI 7	TR	113904	513085	742252	521116	42078	203
5/2019	ME 3	MI 7	TR	113904	513085	742252	521142	40477	29
5/2019	ME 3	MI 7	TR	113904	513085	742252	521690	40892	16
5/2019	ME 3	MI 7	TR	113922	513085	742252	521116	42078	1,103
5/2019	ME 3	MI 7	TR	113922	513085	742252	521118	11578	27
5/2019	ME 3	MI 7	TR	113922	513085	742252	521122	11751	23
5/2019	ME 3	MI 7	TR	113922	513085	742252	521124	11562	27
5/2019	ME 3	MI 7	TR	113922	513085	742252	521142	40477	72
5/2019	ME 3	MI 7	TR	113922	513085	742252	521144	11580	80
5/2019	ME 3	MI 7	TR	113922	513085	742252	521146	11785	6
5/2019	ME 3	MI 7	TR	113922	513085	742252	521162	11748	50
5/2019	ME 3	MI 7	TR	113922	513085	742252	521634	11566	4
5/2019	ME 3	MI 7	TR	113922	513085	742252	521670	40468	11
5/2019	ME 3	MI 7	TR	113922	513085	742252	521690	40892	35
5/2019	ME 3	MI 7	TR	113933	513085	742252	521116	42078	171
5/2019	ME 3	MI 7	TR	113933	513085	742252	521162	11748	32
5/2019	ME 3	MI 7	TR	113933	513085	742252	521690	40892	14
5/2019	ME 3	MI 7	TR	113936	513085	742252	521116	42078	146
5/2019	ME 3	MI 7	TR	113936	513085	742252	521162	11748	28
5/2019	ME 3	MI 7	TR	113936	513085	742252	521690	40892	12
5/2019	ME 3	MI 7	TR	113937	513085	742252	521116	42078	406
5/2019	ME 3	MI 7	TR	113937	513085	742252	521690	40892	28
5/2019	ME 3	MI 7	TR	113945	513085	742252	521116	42078	406
5/2019	ME 3	MI 7	TR	113945	513085	742252	521690	40892	28



VASCR351

ANR Pipeline Company Transportation Services Fuel By Route Analysis

Reporting Year: *January - December 2019*
Production *05/2019*

<u>Production Period</u>	<u>Receipt Segment</u>	<u>Delivery Segment</u>	<u>Service Class</u>	<u>Svc Req Contract</u>	<u>Receipt Location</u>	<u>Receipt Loc Prop</u>	<u>Delivery Location</u>	<u>Delivery Loc Prop</u>	<u>Fuel Quantity</u>
5/2019	ME 3	MI 7	TR	113956	513085	742252	521144	11580	93
5/2019	ME 3	MI 7	TR	113960	513085	742252	521144	11580	124
5/2019	ME 3	MI 7	TR	113976	513085	742252	521116	42078	348
5/2019	ME 3	MI 7	TR	113976	513085	742252	521690	40892	24
5/2019	ME 3	MI 7	TR	113987	513085	742252	521116	42078	1,027
5/2019	ME 3	MI 7	TR	113987	513085	742252	521142	40477	13
5/2019	ME 3	MI 7	TR	113987	513085	742252	521690	40892	76
5/2019	ME 3	MI 7	TR	115931	513085	742252	521074	40470	125
5/2019	ME 3	MI 7	TR	115931	513085	742252	521116	42078	7
5/2019	ME 3	MI 7	TR	115931	513085	742252	521162	11748	23
5/2019	ME 3	MI 7	TR	118249	513105	513105	505038	153808	140
5/2019	ME 3	MI 7	TR	121075	513085	742252	521116	42078	19
5/2019	ME 3	MI 7	TR	123255	513085	742252	521634	11566	972
5/2019	ME 3	MI 7	TR	123255	513085	742252	521962	139401	108
5/2019	ME 3	MI 7	TR	123255	513105	513105	505038	153808	560
5/2019	ME 3	MI 7	TR	123255	513105	513105	521634	11566	749
5/2019	ME 3	MI 7	TR	123255	513105	513105	521962	139401	83
5/2019	ME 3	MI 7	TR	123255	513125	1387755	505038	153808	1,170
5/2019	ME 3	MI 7	TR	123255	513125	1387755	521634	11566	1,745
5/2019	ME 3	MI 7	TR	123628	513085	742252	521116	42078	949
5/2019	ME 3	MI 7	TR	123628	513085	742252	521962	139401	1,116
5/2019	ME 3	MI 7	TR	123628	513105	513105	521116	42078	1,314
5/2019	ME 3	MI 7	TR	123628	513105	513105	521962	139401	310
5/2019	ME 3	MI 7	TR	123966	513085	742252	505108	243097	333
5/2019	ME 3	MI 7	TR	123966	513105	513105	505038	153808	940
5/2019	ME 3	MI 7	TR	123966	513105	513105	505108	243097	15,956
5/2019	ME 3	MI 7	TR	123966	513105	513105	505515	866062	2,755
5/2019	ME 3	MI 7	TR	123966	513105	513105	505541	1181282	218
5/2019	ME 3	MI 7	TR	123966	513105	513105	511136	277072	1,494
5/2019	ME 3	MI 7	TR	123966	513105	513105	521008	11616	46
5/2019	ME 3	MI 7	TR	123966	513105	513105	521014	153852	4,185
5/2019	ME 3	MI 7	TR	123966	513105	513105	521058	282435	34
5/2019	ME 3	MI 7	TR	123966	513105	513105	521080	138675	3,760



VASCR351

**ANR Pipeline Company
Transportation Services
Fuel By Route Analysis**

Reporting Year: *January - December 2019*
Production 05/2019

<u>Production Period</u>	<u>Receipt Segment</u>	<u>Delivery Segment</u>	<u>Service Class</u>	<u>Svc Req Contract</u>	<u>Receipt Location</u>	<u>Receipt Loc Prop</u>	<u>Delivery Location</u>	<u>Delivery Loc Prop</u>	<u>Fuel Quantity</u>
5/2019	ME 3	MI 7	TR	123966	513105	513105	521116	42078	21,100
5/2019	ME 3	MI 7	TR	123966	513105	513105	521932	138744	2,079
5/2019	ME 3	MI 7	TR	123966	513105	513105	521962	139401	240
5/2019	ME 3	MI 7	TR	123966	513105	513105	521985	278172	7,234
5/2019	ME 3	MI 7	TR	123966	513105	513105	523014	318733	511
5/2019	ME 3	MI 7	TR	124603	513085	742252	505038	153808	4,939
5/2019	ME 3	MI 7	TR	124603	513085	742252	521932	138744	1,280
5/2019	ME 3	MI 7	TR	124690	513085	742252	521634	11566	1,000
5/2019	ME 3	MI 7	TR	124690	513105	513105	521634	11566	3,784
5/2019	ME 3	MI 7	TR	124690	513105	513105	521962	139401	22
5/2019	ME 3	MI 7	TR	124690	513125	1387755	521634	11566	4,182
5/2019	ME 3	MI 7	TR	124945	513085	742252	505038	153808	2,005
5/2019	ME 3	MI 7	TR	124945	513085	742252	521932	138744	369
5/2019	ME 3	MI 7	TR	124951	513085	742252	505038	153808	705
5/2019	ME 3	MI 7	TR	124951	513085	742252	521932	138744	598
5/2019	ME 3	MI 7	TR	125014	513085	742252	521116	42078	146
5/2019	ME 3	MI 7	TR	125014	513085	742252	521124	11562	27
5/2019	ME 3	MI 7	TR	125014	513085	742252	521690	40892	12
5/2019	ME 3	MI 7	TR	125047	505007	139235	505038	153808	554
5/2019	ME 3	MI 7	TR	125655	513085	742252	521074	40470	31
5/2019	ME 3	MI 7	TR	126229	513085	742252	521116	42078	4
5/2019	ME 3	MI 7	TR	126229	513085	742252	521144	11580	120
5/2019	ME 3	MI 7	TR	126231	513085	742252	521074	40470	62
5/2019	ME 3	MI 7	TR	126509	513085	742252	521144	11580	62
5/2019	ME 3	MI 7	TR	126512	513085	742252	521074	40470	31
5/2019	ME 3	MI 7	TR	126513	513085	742252	521074	40470	62
5/2019	ME 3	MI 7	TR	126846	513105	513105	505038	153808	45
5/2019	ME 3	MI 7	TR	126846	513105	513105	521606	216654	2,081
5/2019	ME 3	MI 7	TR	126846	513105	513105	521690	40892	449
5/2019	ME 3	MI 7	TR	126847	513105	513105	521606	216654	836
5/2019	ME 3	MI 7	TR	126847	513105	513105	521690	40892	1
5/2019	ME 3	MI 7	TR	126847	513126	1389630	521606	216654	1,395
5/2019	ME 3	MI 7	TR	128295	513085	742252	521116	42078	401

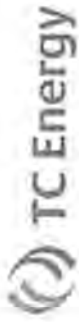


VASCR351

ANR Pipeline Company Transportation Services Fuel By Route Analysis

Reporting Year: January - December 2019
Production 05/2019

<u>Production Period</u>	<u>Receipt Segment</u>	<u>Delivery Segment</u>	<u>Service Class</u>	<u>Svc Req Contract</u>	<u>Receipt Location</u>	<u>Receipt Loc Prop</u>	<u>Delivery Location</u>	<u>Delivery Loc Prop</u>	<u>Fuel Quantity</u>
5/2019	ME 3	MI 7	TR	128295	513085	742252	521962	139401	4
5/2019	ME 3	MI 7	TR	128295	513105	513105	505038	153808	3,604
5/2019	ME 3	MI 7	TR	128295	513105	513105	521014	153852	1,455
5/2019	ME 3	MI 7	TR	128295	513105	513105	521116	42078	302
5/2019	ME 3	MI 7	TR	128295	513105	513105	521624	4375	4
5/2019	ME 3	MI 7	TR	128295	513105	513105	521690	40892	53
5/2019	ME 3	MI 7	TR	128295	513105	513105	521962	139401	7
5/2019	ME 3	MI 7	TR	128295	513105	513105	521985	278172	69
5/2019	ME 3	MI 7	TR	128296	513085	742252	521014	153852	345
5/2019	ME 3	MI 7	TR	128296	513085	742252	521116	42078	882
5/2019	ME 3	MI 7	TR	128296	513085	742252	521962	139401	33
5/2019	ME 3	MI 7	TR	128296	513105	513105	521116	42078	3,030
5/2019	ME 3	MI 7	TR	128296	513105	513105	521985	278172	29
5/2019	ME 3	MI 7	TR	128709	513085	742252	521116	42078	262
5/2019	ME 3	MI 7	TR	128709	513105	513105	521116	42078	27
5/2019	ME 3	MI 7	TR	128709	513126	1389630	521116	42078	3,758
5/2019	ME 3	MI 7	TR	128710	513085	742252	505108	243097	35
5/2019	ME 3	MI 7	TR	128710	513085	742252	511136	277072	230
5/2019	ME 3	MI 7	TR	128710	513085	742252	521116	42078	1,386
5/2019	ME 3	MI 7	TR	128710	513085	742252	521985	278172	340
5/2019	ME 3	MI 7	TR	128710	513085	742252	523008	312117	676
5/2019	ME 3	MI 7	TR	128710	513085	742252	505108	243097	79
5/2019	ME 3	MI 7	TR	129337	513105	513105	521985	278172	560
5/2019	ME 3	MI 7	TR	129337	513105	513105	523008	312117	508
5/2019	ME 3	MI 7	TR	128710	513125	1387755	523008	312117	71
5/2019	ME 3	MI 7	TR	129337	513105	513105	521116	42078	1,861
5/2019	ME 3	MI 7	TR	129337	513105	513105	521942	198847	994
5/2019	ME 3	MI 7	TR	129337	513105	513105	523086	523086	101
5/2019	ME 3	MI 7	TR	129337	513125	1387755	521116	42078	792
5/2019	ME 3	MI 7	TR	129337	513125	1387755	521942	198847	146
5/2019	ME 3	MI 7	TR	129337	513125	1387755	523086	523086	6,626
5/2019	ME 3	MI 7	TR	129994	513085	742252	505038	153808	646
5/2019	ME 3	MI 7	TR	129994	513085	742252	521932	138744	2,065



VASCR351

**ANR Pipeline Company
Transportation Services
Fuel By Route Analysis**

Reporting Year: *January - December 2019*
Production **05/2019**

<u>Production Period</u>	<u>Receipt Segment</u>	<u>Delivery Segment</u>	<u>Service Class</u>	<u>Svc Req Contract</u>	<u>Receipt Location</u>	<u>Receipt Loc Prop</u>	<u>Delivery Location</u>	<u>Delivery Loc Prop</u>	<u>Fuel Quantity</u>
5/2019	ME 3	MI 7	TR	130318	513085	742252	521138	11680	153
5/2019	ME 3	MI 7	TR	130318	513085	742252	521670	40468	64
5/2019	ME 3	MI 7	TR	130319	513085	742252	521074	40470	660
5/2019	ME 3	MI 7	TR	130320	513085	742252	521670	40468	899
5/2019	ME 3	MI 7	TR	131177	513085	742252	505038	153808	312
5/2019	ME 3	MI 7	TR	131177	513085	742252	521014	153852	3,470
5/2019	ME 3	MI 7	TR	131177	513085	742252	521116	42078	14,290
5/2019	ME 3	MI 7	TR	131177	513085	742252	521690	40892	4
5/2019	ME 3	MI 7	TR	131177	513085	742252	521932	138744	16
5/2019	ME 3	MI 7	TR	131439	505032	139374	505038	153808	167
5/2019	ME 3	MI 7	TR	131445	505008	139236	505038	153808	116
5/2019	ME 3	MI 7	TR	131644	513085	742252	521116	42078	52
5/2019	ME 3	MI 7	TR	131644	513085	742252	521138	11680	1,241
5/2019	ME 3	MI 7	TR	131644	513085	742252	521670	40468	6
5/2019	ME 3	MI 7	TR	131644	513085	742252	521985	278172	8
5/2019	ME 3	MI 7	TR	131644	513105	513105	505038	153808	15
5/2019	ME 3	MI 7	TR	131644	513105	513105	521116	42078	118
5/2019	ME 3	MI 7	TR	131644	513105	513105	521138	11680	1,345
5/2019	ME 3	MI 7	TR	131644	513105	513105	521670	40468	1,304
5/2019	ME 3	MI 7	TR	131644	513126	1389630	521138	11680	228
5/2019	ME 3	MI 7	TR	131644	513126	1389630	521604	150409	900
5/2019	ME 3	MI 7	TR	131644	513126	1389630	521670	40468	181
5/2019	ME 3	MI 7	TR	131644	513126	1389630	521966	216338	31
5/2019	ME 3	MI 7	TR	131970	513085	742252	505038	153808	2,263
5/2019	ME 3	MI 7	TR	131971	513085	742252	521008	11616	292
5/2019	ME 3	MI 7	TR	131971	513085	742252	521634	11566	1,971
5/2019	ME 3	MI 7	TR	132082	513085	742252	505038	153808	20
5/2019	ME 3	MI 7	TR	132082	513085	742252	521116	42078	261
5/2019	ME 3	MI 7	TR	132082	513085	742252	521118	11578	95
5/2019	ME 3	MI 7	TR	132082	513085	742252	521124	11562	38
5/2019	ME 3	MI 7	TR	132082	513085	742252	521606	216654	482
5/2019	ME 3	MI 7	TR	132082	513085	742252	521690	40892	3
5/2019	ME 3	MI 7	TR	132082	513105	513105	505038	153808	64



VASCR351

ANR Pipeline Company Transportation Services Fuel By Route Analysis

Reporting Year: *January - December 2019*
Production *05/2019*

<u>Production Period</u>	<u>Receipt Segment</u>	<u>Delivery Segment</u>	<u>Service Class</u>	<u>Svc Req Contract</u>	<u>Receipt Location</u>	<u>Receipt Loc Prop</u>	<u>Delivery Location</u>	<u>Delivery Loc Prop</u>	<u>Fuel Quantity</u>
5/2019	ME 3	MI 7	TR	132082	513105	513105	521116	42078	211
5/2019	ME 3	MI 7	TR	132082	513105	513105	521118	11578	237
5/2019	ME 3	MI 7	TR	132082	513105	513105	521606	216654	539
5/2019	ME 3	MI 7	TR	132082	513105	513105	521985	278172	31
5/2019	ME 3	MI 7	TR	132082	513126	1389630	521118	11578	86
5/2019	ME 3	MI 7	TR	132083	513085	742252	505038	153808	128
5/2019	ME 3	MI 7	TR	132083	513085	742252	521116	42078	132
5/2019	ME 3	MI 7	TR	132083	513085	742252	521124	11562	50
5/2019	ME 3	MI 7	TR	132083	513085	742252	521138	11680	13
5/2019	ME 3	MI 7	TR	132083	513085	742252	521162	11748	99
5/2019	ME 3	MI 7	TR	132083	513085	742252	521634	11566	63
5/2019	ME 3	MI 7	TR	132083	513085	742252	521690	40892	12
5/2019	ME 3	MI 7	TR	132083	513085	742252	521985	278172	2
5/2019	ME 3	MI 7	TR	132083	513085	742252	523052	467243	2
5/2019	ME 3	MI 7	TR	132083	513105	513105	505038	153808	204
5/2019	ME 3	MI 7	TR	132083	513105	513105	521116	42078	428
5/2019	ME 3	MI 7	TR	132083	513105	513105	521122	11751	8
5/2019	ME 3	MI 7	TR	132083	513105	513105	521124	11562	2
5/2019	ME 3	MI 7	TR	132083	513105	513105	521142	40477	194
5/2019	ME 3	MI 7	TR	132083	513105	513105	521144	11580	42
5/2019	ME 3	MI 7	TR	132083	513105	513105	521146	11785	43
5/2019	ME 3	MI 7	TR	132083	513105	513105	521162	11748	402
5/2019	ME 3	MI 7	TR	132083	513105	513105	521985	278172	16
5/2019	ME 3	MI 7	TR	132083	513105	513105	523052	467243	230
5/2019	ME 3	MI 7	TR	132083	513126	1389630	521118	11578	42
5/2019	ME 3	MI 7	TR	132083	513126	1389630	521122	11751	304
5/2019	ME 3	MI 7	TR	132267	513085	742252	521074	40470	442
5/2019	ME 3	MI 7	TR	132267	513085	742252	521116	42078	1,016
5/2019	ME 3	MI 7	TR	132267	513085	742252	521138	11680	62
5/2019	ME 3	MI 7	TR	132267	513085	742252	521670	40468	31
5/2019	ME 3	MI 7	TR	132267	513085	742252	521942	198847	532
5/2019	ME 3	MI 7	TR	132358	513085	742252	505038	153808	62
5/2019	ME 3	MI 7	TR	132359	513085	742252	505038	153808	62



VASCR351

**ANR Pipeline Company
Transportation Services
Fuel By Route Analysis**

Reporting Year: *January - December 2019*
Production **05/2019**

<u>Production Period</u>	<u>Receipt Segment</u>	<u>Delivery Segment</u>	<u>Service Class</u>	<u>Svc Req Contract</u>	<u>Receipt Location</u>	<u>Receipt Loc Prop</u>	<u>Delivery Location</u>	<u>Delivery Loc Prop</u>	<u>Fuel Quantity</u>
5/2019	ME 3	MI 7	TR	132362	513085	742252	505038	153808	31
5/2019	ME 3	MI 7	TR	132362	513085	742252	521932	138744	44
5/2019	ME 3	MI 7	TR	132363	513085	742252	521142	40477	310
5/2019	ME 3	MI 7	TR	132364	513085	742252	521142	40477	62
5/2019	ME 3	MI 7	TR	132364	513085	742252	521146	11785	31
5/2019	ME 3	MI 7	TR	132367	513085	742252	505038	153808	434
5/2019	ME 3	MI 7	TR	132367	513085	742252	521118	11578	31
5/2019	ME 3	MI 7	TR	132367	513085	742252	521122	11751	31
5/2019	ME 3	MI 7	TR	132367	513085	742252	521124	11562	38
5/2019	ME 3	MI 7	TR	132368	513085	742252	521144	11580	93
5/2019	ME 3	MI 7	TR	132372	513085	742252	521932	138744	31
5/2019	ME 3	MI 7	TR	132393	513085	742252	521932	138744	93
5/2019	ME 3	MI 7	TR	132406	513085	742252	521932	138744	62
5/2019	ME 3	MI 7	TR	132444	513085	742252	505038	153808	93
5/2019	ME 3	MI 7	TR	132447	513085	742252	505038	153808	337
5/2019	ME 3	MI 7	TR	132448	513085	742252	521932	138744	217
5/2019	ME 3	MI 7	TR	132463	513085	742252	521932	138744	31
5/2019	ME 3	MI 7	TR	132464	513085	742252	521932	138744	31
5/2019	ME 3	MI 7	TR	132467	513085	742252	505038	153808	62
5/2019	ME 3	MI 7	TR	132467	513085	742252	521932	138744	31
5/2019	ME 3	MI 7	TR	132468	513085	742252	521932	138744	31
5/2019	ME 3	MI 7	TR	132474	513085	742252	505038	153808	31
5/2019	ME 3	MI 7	TR	132478	513085	742252	505038	153808	61
5/2019	ME 3	MI 7	TR	132487	513085	742252	505038	153808	45
5/2019	ME 3	MI 7	TR	132487	513085	742252	521932	138744	17
5/2019	ME 3	MI 7	TR	132488	513085	742252	505038	153808	16
5/2019	ME 3	MI 7	TR	132488	513085	742252	521932	138744	1
5/2019	ME 3	MI 7	TR	132491	513085	742252	505038	153808	18
5/2019	ME 3	MI 7	TR	132491	513085	742252	521932	138744	23
5/2019	ME 3	MI 7	TR	132492	513085	742252	521932	138744	12
5/2019	ME 3	MI 7	TR	132495	513085	742252	521932	138744	62
5/2019	ME 3	MI 7	TR	132496	513085	742252	521932	138744	93
5/2019	ME 3	MI 7	TR	132497	513085	742252	521932	138744	62



VASCR351

ANR Pipeline Company Transportation Services Fuel By Route Analysis

Reporting Year: *January - December 2019*
Production **05/2019**

<u>Production Period</u>	<u>Receipt Segment</u>	<u>Delivery Segment</u>	<u>Service Class</u>	<u>Svc Req Contract</u>	<u>Receipt Location</u>	<u>Receipt Loc Prop</u>	<u>Delivery Location</u>	<u>Delivery Loc Prop</u>	<u>Fuel Quantity</u>
5/2019	ME 3	MI 7	TR	132500	513085	742252	505038	153808	155
5/2019	ME 3	MI 7	TR	132517	513085	742252	505038	153808	183
5/2019	ME 3	MI 7	TR	132517	513085	742252	505108	243097	217
5/2019	ME 3	MI 7	TR	132517	513085	742252	523008	312117	4,231
5/2019	ME 3	MI 7	TR	132517	513105	513105	523008	312117	2,058
5/2019	ME 3	MI 7	TR	132517	513125	1387755	523008	312117	6,346
5/2019	ME 3	MI 7	TR	132517	513126	1389630	523008	312117	1,567
5/2019	ME 3	MI 7	TR	132521	513085	742252	505038	153808	145
5/2019	ME 3	MI 7	TR	132521	513085	742252	523008	312117	4,004
5/2019	ME 3	MI 7	TR	132521	513105	513105	505038	153808	198
5/2019	ME 3	MI 7	TR	132521	513105	513105	523008	312117	2,251
5/2019	ME 3	MI 7	TR	132521	513125	1387755	505038	153808	275
5/2019	ME 3	MI 7	TR	132521	513125	1387755	511136	277072	155
5/2019	ME 3	MI 7	TR	132521	513125	1387755	523008	312117	7,217
5/2019	ME 3	MI 7	TR	132521	513126	1389630	523008	312117	21
5/2019	ME 3	MI 7	TR	132543	513105	513105	505038	153808	6,156
5/2019	ME 3	MI 7	TR	132543	513105	513105	505587	505587	504
5/2019	ME 3	MI 7	TR	132543	513105	513105	511136	277072	28
5/2019	ME 3	MI 7	TR	132543	513105	513105	521008	11616	36
5/2019	ME 3	MI 7	TR	132543	513105	513105	521030	282436	3,618
5/2019	ME 3	MI 7	TR	132543	513105	513105	521116	42078	17
5/2019	ME 3	MI 7	TR	132543	513105	513105	523084	1402545	217
5/2019	ME 3	MI 7	TR	132544	505584	505584	521116	42078	268
5/2019	ME 3	MI 7	TR	132544	513085	742252	521116	42078	9,914
5/2019	ME 3	MI 7	TR	132544	513085	742252	523008	312117	99
5/2019	ME 3	MI 7	TR	132544	513105	513105	521116	42078	10,320
5/2019	ME 3	MI 7	TR	132544	513125	1387755	521116	42078	6,365
5/2019	ME 3	MI 7	TR	132544	513126	1389630	521116	42078	2,764
5/2019	ME 3	MI 7	TR	132561	505012	139240	505038	153808	8,313
5/2019	ME 3	MI 7	TR	132582	513085	742252	521116	42078	766
5/2019	ME 3	MI 7	TR	132582	513105	513105	505541	1181282	134
5/2019	ME 3	MI 7	TR	132582	513105	513105	521014	153852	634
5/2019	ME 3	MI 7	TR	132582	513105	513105	521098	108641	47



VASCR351

ANR Pipeline Company Transportation Services Fuel By Route Analysis

Reporting Year: *January - December 2019*
Production 05/2019

<u>Production Period</u>	<u>Receipt Segment</u>	<u>Delivery Segment</u>	<u>Service Class</u>	<u>Svc Req Contract</u>	<u>Receipt Location</u>	<u>Receipt Loc Prop</u>	<u>Delivery Location</u>	<u>Delivery Loc Prop</u>	<u>Fuel Quantity</u>
5/2019	ME 3	MI 7	TR	132582	513105	513105	521116	42078	6,117
5/2019	ME 3	MI 7	TR	132582	513105	513105	521138	11680	517
5/2019	ME 3	MI 7	TR	132582	513105	513105	521670	40468	167
5/2019	ME 3	MI 7	TR	132582	513105	513105	521962	139401	7
5/2019	ME 3	MI 7	TR	132582	513105	513105	521966	216338	31
5/2019	ME 3	MI 7	TR	132587	513085	742252	521138	11680	1
5/2019	ME 3	MI 7	TR	132590	513085	742252	521116	42078	3,287
5/2019	ME 3	MI 7	TR	132590	513085	742252	523086	523086	246
5/2019	ME 3	MI 7	TR	132590	513105	513105	505038	153808	116
5/2019	ME 3	MI 7	TR	132590	513105	513105	510005	246067	88
5/2019	ME 3	MI 7	TR	132590	513105	513105	511136	277072	95
5/2019	ME 3	MI 7	TR	132590	513105	513105	521016	4196	57
5/2019	ME 3	MI 7	TR	132590	513105	513105	521030	282436	35
5/2019	ME 3	MI 7	TR	132590	513105	513105	521116	42078	23,107
5/2019	ME 3	MI 7	TR	132590	513105	513105	523086	523086	44
5/2019	ME 3	MI 7	TR	132590	513125	1387755	505038	153808	230
5/2019	ME 3	MI 7	TR	132590	513125	1387755	521030	282436	118
5/2019	ME 3	MI 7	TR	132590	513125	1387755	521116	42078	28,690
5/2019	ME 3	MI 7	TR	132590	513125	1387755	521942	198847	73
5/2019	ME 3	MI 7	TR	132590	513125	1387755	521985	278172	274
5/2019	ME 3	MI 7	TR	132590	513125	1387755	523084	1402545	363
5/2019	ME 3	MI 7	TR	132590	513125	1387755	523086	523086	2,664
5/2019	ME 3	MI 7	TR	132595	513105	513105	521116	42078	5,648
5/2019	ME 3	MI 7	TR	132606	510008	38224	521116	42078	36
5/2019	ME 3	MI 7	TR	132606	513105	513105	505038	153808	145
5/2019	ME 3	MI 7	TR	132606	513105	513105	521116	42078	1,699
5/2019	ME 3	MI 7	TR	132606	513105	513105	521942	198847	1,022
5/2019	ME 3	MI 7	TR	132606	513105	513105	523086	523086	803
5/2019	ME 3	MI 7	TR	132630	513085	742252	505038	153808	4,469
5/2019	ME 3	MI 7	TR	132630	513085	742252	505108	243097	29
5/2019	ME 3	MI 7	TR	132630	513085	742252	505587	505587	290
5/2019	ME 3	MI 7	TR	132630	513085	742252	521030	282436	3,132
5/2019	ME 3	MI 7	TR	132630	513085	742252	523084	1402545	44



VASCR351

ANR Pipeline Company Transportation Services Fuel By Route Analysis

Reporting Year: January - December 2019
Production 05/2019

<u>Production Period</u>	<u>Receipt Segment</u>	<u>Delivery Segment</u>	<u>Service Class</u>	<u>Svc Req Contract</u>	<u>Receipt Location</u>	<u>Receipt Loc Prop</u>	<u>Delivery Location</u>	<u>Delivery Loc Prop</u>	<u>Fuel Quantity</u>
5/2019	ME 3	MI 7	TR	132630	513085	742252	523090	523090	54
5/2019	ME 3	MI 7	TR	132630	513125	1387755	521030	282436	870
5/2019	ME 3	MI 7	TR	132631	513085	742252	505515	866062	697
5/2019	ME 3	MI 7	TR	132631	513085	742252	511136	277072	23
5/2019	ME 3	MI 7	TR	132631	513085	742252	521116	42078	1,826
5/2019	ME 3	MI 7	TR	132633	513105	513105	505038	153808	2,592
5/2019	ME 3	MI 7	TR	132633	513105	513105	505541	1181282	174
5/2019	ME 3	MI 7	TR	132633	513105	513105	511136	277072	56
5/2019	ME 3	MI 7	TR	132633	513105	513105	521058	282435	105
5/2019	ME 3	MI 7	TR	132633	513105	513105	521118	11578	664
5/2019	ME 3	MI 7	TR	132633	513105	513105	521122	11751	47
5/2019	ME 3	MI 7	TR	132633	513105	513105	521124	11562	308
5/2019	ME 3	MI 7	TR	132633	513105	513105	521142	40477	244
5/2019	ME 3	MI 7	TR	132633	513105	513105	521144	11580	103
5/2019	ME 3	MI 7	TR	132633	513105	513105	521146	11785	31
5/2019	ME 3	MI 7	TR	132633	513105	513105	521162	11748	62
5/2019	ME 3	MI 7	TR	132633	513105	513105	521690	40892	16
5/2019	ME 3	MI 7	TR	132633	513105	513105	523014	318733	106
5/2019	ME 3	MI 7	TR	132633	513085	742252	505038	153808	194
5/2019	ME 3	MI 7	TR	132634	513085	742252	505541	1181282	42
5/2019	ME 3	MI 7	TR	132634	513085	742252	523014	318733	43
5/2019	ME 3	MI 7	TR	132634	513105	513105	505038	153808	3,547
5/2019	ME 3	MI 7	TR	132634	513105	513105	505541	1181282	143
5/2019	ME 3	MI 7	TR	132634	513105	513105	521058	282435	104
5/2019	ME 3	MI 7	TR	132634	513105	513105	523014	318733	422
5/2019	ME 3	MI 7	TR	132639	513085	742252	521116	42078	607
5/2019	ME 3	MI 7	TR	132639	513085	742252	521690	40892	70
5/2019	ME 3	MI 7	TR	132639	513105	513105	521074	40470	761
5/2019	ME 3	MI 7	TR	132639	513105	513105	521098	108641	123
5/2019	ME 3	MI 7	TR	132639	513105	513105	521116	42078	3,436
5/2019	ME 3	MI 7	TR	132639	513105	513105	521138	11680	220
5/2019	ME 3	MI 7	TR	132639	513105	513105	521144	11580	594
5/2019	ME 3	MI 7	TR	132639	513105	513105	521146	11785	206



VASCR351

**ANR Pipeline Company
Transportation Services
Fuel By Route Analysis**

Reporting Year: January - December 2019
Production 05/2019

<u>Production Period</u>	<u>Receipt Segment</u>	<u>Delivery Segment</u>	<u>Service Class</u>	<u>Svc Req Contract</u>	<u>Receipt Location</u>	<u>Receipt Loc Prop</u>	<u>Delivery Location</u>	<u>Delivery Loc Prop</u>	<u>Fuel Quantity</u>
5/2019	ME 3	MI 7	TR	132639	513105	513105	521156	11572	41
5/2019	ME 3	MI 7	TR	132639	513105	513105	521670	40468	1,413
5/2019	ME 3	MI 7	TR	132639	513105	513105	521690	40892	278
5/2019	ME 3	MI 7	TR	132639	513105	513105	521932	138744	7
5/2019	ME 3	MI 7	TR	132639	513105	513105	521962	139401	980
5/2019	ME 3	MI 7	TR	132660	513085	742252	521014	153852	315
5/2019	ME 3	MI 7	TR	132660	513085	742252	521116	42078	417
5/2019	ME 3	MI 7	TR	132660	513085	742252	521962	139401	56
5/2019	ME 3	MI 7	TR	132660	513105	513105	521116	42078	205
5/2019	ME 3	MI 7	TR	132660	513105	513105	521962	139401	24
5/2019	ME 3	MI 7	TR	132665	513085	742252	521634	11566	8,948
5/2019	ME 3	MI 7	TR	132669	513085	742252	505038	153808	1
5/2019	ME 3	MI 7	TR	132669	513085	742252	521116	42078	11,971
5/2019	ME 3	MI 7	TR	132669	513085	742252	521138	11680	17
5/2019	ME 3	MI 7	TR	132669	513085	742252	521670	40468	28
5/2019	ME 3	MI 7	TR	132669	513105	513105	505038	153808	7
5/2019	ME 3	MI 7	TR	132669	513105	513105	521116	42078	598
5/2019	ME 3	MI 7	TR	132670	513085	742252	505541	1181282	305
5/2019	ME 3	MI 7	TR	132670	513085	742252	521116	42078	8,470
5/2019	ME 3	MI 7	TR	132675	513085	742252	505038	153808	1,430
5/2019	ME 3	MI 7	TR	132675	513085	742252	505541	1181282	53
5/2019	ME 3	MI 7	TR	132675	513085	742252	521116	42078	3
5/2019	ME 3	MI 7	TR	132675	513085	742252	521118	11578	56
5/2019	ME 3	MI 7	TR	132675	513085	742252	521124	11562	16
5/2019	ME 3	MI 7	TR	132675	513085	742252	521690	40892	18
5/2019	ME 3	MI 7	TR	132675	513085	742252	521932	138744	4
5/2019	ME 3	MI 7	TR	132675	513085	742252	521985	278172	1
5/2019	ME 3	MI 7	TR	132682	513085	742252	505038	153808	404
5/2019	ME 3	MI 7	TR	132682	513085	742252	521116	42078	5,158
5/2019	ME 3	MI 7	TR	132682	513085	742252	521138	11680	39
5/2019	ME 3	MI 7	TR	132682	513085	742252	521985	278172	23
5/2019	ME 3	MI 7	TR	132682	513105	513105	505038	153808	124
5/2019	ME 3	MI 7	TR	132682	513105	513105	521116	42078	2,302



VASCR351

**ANR Pipeline Company
Transportation Services
Fuel By Route Analysis**

Reporting Year: *January - December 2019*
Production *05/2019*

<u>Production Period</u>	<u>Receipt Segment</u>	<u>Delivery Segment</u>	<u>Service Class</u>	<u>Svc Req Contract</u>	<u>Receipt Location</u>	<u>Receipt Loc Prop</u>	<u>Delivery Location</u>	<u>Delivery Loc Prop</u>	<u>Fuel Quantity</u>
5/2019	ME 3	MI 7	TR	132682	513105	513105	521138	11680	23
5/2019	ME 3	MI 7	TR	132682	513105	513105	521634	11566	36
5/2019	ME 3	MI 7	TR	132682	513105	513105	521670	40468	13
5/2019	ME 3	MI 7	TR	132684	513085	742252	505038	153808	4,932
5/2019	ME 3	MI 7	TR	132684	513085	742252	521116	42078	127
5/2019	ME 3	MI 7	TR	132684	513085	742252	521118	11578	3,933
5/2019	ME 3	MI 7	TR	132685	513085	742252	505038	153808	3,231
5/2019	ME 3	MI 7	TR	132685	513085	742252	521008	11616	625
5/2019	ME 3	MI 7	TR	132685	513085	742252	521116	42078	341
5/2019	ME 3	MI 7	TR	132685	513085	742252	521634	11566	4,268
5/2019	ME 3	MI 7	TR	132686	513085	742252	505038	153808	4,279
5/2019	ME 3	MI 7	TR	132686	513085	742252	521008	11616	145
5/2019	ME 3	MI 7	TR	132686	513085	742252	521118	11578	6
5/2019	ME 3	MI 7	TR	132686	513085	742252	521142	40477	5
5/2019	ME 3	MI 7	TR	132686	513085	742252	521162	11748	50
5/2019	ME 3	MI 7	TR	132686	513085	742252	521634	11566	3
5/2019	ME 3	MI 7	TR	132686	513085	742252	521690	40892	11
5/2019	ME 3	MI 7	TR	132692	513105	513105	505038	153808	10
5/2019	ME 3	MI 7	TR	132708	513085	742252	521098	108641	12
5/2019	ME 3	MI 7	TR	132716	513085	742252	505038	153808	9,234
5/2019	ME 3	MI 7	TR	132716	513085	742252	521634	11566	7,530
5/2019	ME 3	MI 7	TR	132716	513085	742252	521690	40892	403
5/2019	ME 3	MI 7	TR	132716	513105	513105	521634	11566	604
5/2019	ME 3	MI 7	TR	132716	513105	513105	521690	40892	7
5/2019	ME 3	MI 7	TR	132717	513085	742252	505038	153808	2,983
5/2019	ME 3	MI 7	TR	132717	513085	742252	505108	243097	115
5/2019	ME 3	MI 7	TR	132717	513085	742252	511136	277072	124
5/2019	ME 3	MI 7	TR	132717	513085	742252	521116	42078	129
5/2019	ME 3	MI 7	TR	132717	513085	742252	521634	11566	2
5/2019	ME 3	MI 7	TR	132717	513085	742252	521690	40892	449
5/2019	ME 3	MI 7	TR	132717	513105	513105	521634	11566	143
5/2019	ME 3	MI 7	TR	132717	513105	513105	521690	40892	33
5/2019	ME 3	MI 7	TR	132718	513085	742252	505038	153808	350



VASCR351

ANR Pipeline Company Transportation Services Fuel By Route Analysis

Reporting Year: *January - December 2019*
Production 05/2019

<u>Production Period</u>	<u>Receipt Segment</u>	<u>Delivery Segment</u>	<u>Service Class</u>	<u>Svc Req Contract</u>	<u>Receipt Location</u>	<u>Receipt Loc Prop</u>	<u>Delivery Location</u>	<u>Delivery Loc Prop</u>	<u>Fuel Quantity</u>
5/2019	ME 3	MI 7	TR	132718	513085	742252	521116	42078	302
5/2019	ME 3	MI 7	TR	132718	513085	742252	521634	11566	2,460
5/2019	ME 3	MI 7	TR	132718	513085	742252	521690	40892	10
5/2019	ME 3	MI 7	TR	132718	513105	513105	505038	153808	189
5/2019	ME 3	MI 7	TR	132718	513105	513105	505108	243097	3
5/2019	ME 3	MI 7	TR	132718	513105	513105	521634	11566	825
5/2019	ME 3	MI 7	TR	132718	513126	1389630	521634	11566	13
5/2019	ME 3	MI 7	TR	132727	513085	742252	505038	153808	4,246
5/2019	ME 3	MI 7	TR	132741	513085	742252	505038	153808	2,499
5/2019	ME 3	MI 7	TR	132741	513085	742252	521116	42078	72
5/2019	ME 3	MI 7	TR	132746	513105	513105	505038	153808	436
5/2019	ME 3	MI 7	TR	132746	513125	1387755	505038	153808	6,222
5/2019	ME 3	MI 7	TR	132769	513085	742252	505017	139249	5,022
5/2019	ME 3	MI 7	TR	132796	513105	513105	505038	153808	290
5/2019	ME 3	MI 7	TR	132796	513105	513105	521080	138675	463
5/2019	ME 3	MI 7	TR	132797	513105	513105	505038	153808	1,740
5/2019	ME 3	MI 7	TR	132797	513105	513105	505108	243097	3,480
5/2019	ME 3	MI 7	TR	132797	513105	513105	521116	42078	3,536
5/2019	ME 3	MI 7	TR	132797	513125	1387755	505038	153808	165
5/2019	ME 3	MI 7	TR	132797	513125	1387755	505108	243097	6,377
5/2019	ME 3	MI 7	TR	132797	513125	1387755	511136	277072	580
5/2019	ME 3	MI 7	TR	132811	513105	513105	505038	153808	11,224
5/2019	ME 3	MI 7	TR	132811	513105	513105	521008	11616	1,631
5/2019	ME 3	MI 7	TR	132811	513105	513105	521116	42078	272
5/2019	ME 3	MI 7	TR	132812	513085	742252	505038	153808	2,659
5/2019	ME 3	MI 7	TR	132812	513085	742252	521116	42078	2
5/2019	ME 3	MI 7	TR	132812	513085	742252	521118	11578	3
5/2019	ME 3	MI 7	TR	132812	513085	742252	521122	11751	1
5/2019	ME 3	MI 7	TR	132812	513085	742252	521138	11680	1
5/2019	ME 3	MI 7	TR	132812	513085	742252	521142	40477	2
5/2019	ME 3	MI 7	TR	132812	513085	742252	521144	11580	1
5/2019	ME 3	MI 7	TR	132812	513085	742252	521146	11785	1
5/2019	ME 3	MI 7	TR	132812	513085	742252	521634	11566	3,426



VASCR351

ANR Pipeline Company Transportation Services Fuel By Route Analysis

Reporting Year: January - December 2019
Production 05/2019

<u>Production Period</u>	<u>Receipt Segment</u>	<u>Delivery Segment</u>	<u>Service Class</u>	<u>Svc Req Contract</u>	<u>Receipt Location</u>	<u>Receipt Loc Prop</u>	<u>Delivery Location</u>	<u>Delivery Loc Prop</u>	<u>Fuel Quantity</u>
5/2019	ME 3	MI 7	TR	132812	513085	742252	521670	40468	1
5/2019	ME 3	MI 7	TR	132812	513105	513105	505038	153808	586
5/2019	ME 3	MI 7	TR	132812	513105	513105	521118	11578	8
5/2019	ME 3	MI 7	TR	132812	513105	513105	521124	11562	2
5/2019	ME 3	MI 7	TR	132812	513105	513105	521138	11680	2
5/2019	ME 3	MI 7	TR	132812	513105	513105	521142	40477	4
5/2019	ME 3	MI 7	TR	132812	513105	513105	521144	11580	2
5/2019	ME 3	MI 7	TR	132812	513105	513105	521146	11785	1
5/2019	ME 3	MI 7	TR	132812	513105	513105	521670	40468	4
5/2019	ME 3	MI 7	TR	132817	513105	513105	505038	153808	3,137
5/2019	ME 3	MI 7	TR	132817	513105	513105	521008	11616	123
5/2019	ME 3	MI 7	TR	132817	513105	513105	521122	11751	12
5/2019	ME 3	MI 7	TR	132817	513105	513105	521124	11562	14
5/2019	ME 3	MI 7	TR	132817	513105	513105	521142	40477	54
5/2019	ME 3	MI 7	TR	132817	513105	513105	521162	11748	69
5/2019	ME 3	MI 7	TR	132817	513105	513105	521634	11566	183
5/2019	ME 3	MI 7	TR	132817	513105	513105	521690	40892	4
5/2019	ME 3	MI 7	TR	132831	513085	742252	505038	153808	127
5/2019	ME 3	MI 7	TR	132831	513085	742252	521690	40892	91
Segment Subtotal									
5/2019	ME 3	ML 3	TR	131644	513085	742252	521622	110850	133
5/2019	ME 3	ML 3	TR	131644	513105	513105	521622	110850	261
5/2019	ME 3	ML 3	TR	131644	513126	1389630	521622	110850	2,584
5/2019	ME 3	ML 3	TR	132082	513105	513105	521622	110850	74
5/2019	ME 3	ML 3	TR	132083	513085	742252	521622	110850	10
5/2019	ME 3	ML 3	TR	132083	513105	513105	521622	110850	12
5/2019	ME 3	ML 3	TR	132083	513126	1389630	521622	110850	52
5/2019	ME 3	ML 3	TR	132590	513105	513105	521622	110850	8
5/2019	ME 3	ML 3	TR	132669	513085	742252	521622	110850	5
5/2019	ME 3	ML 3	TR	132682	513085	742252	521622	110850	378
5/2019	ME 3	ML 3	TR	132682	513105	513105	521622	110850	856
5/2019	ME 3	ML 3	TR	132682	513126	1389630	521622	110850	72
5/2019	ME 3	ML 3	TR	132718	513085	742252	521622	110850	64



VASCR351

**ANR Pipeline Company
Transportation Services
Fuel By Route Analysis**

Prepared: 2/19/2020 3:28:04PM
Page 399 of 966

Reporting Year: January - December 2019
Production 05/2019

<u>Production Period</u>	<u>Receipt Segment</u>	<u>Delivery Segment</u>	<u>Service Class</u>	<u>Svc Req Contract</u>	<u>Receipt Location</u>	<u>Receipt Loc Prop</u>	<u>Delivery Location</u>	<u>Delivery Loc Prop</u>	<u>Fuel Quantity</u>
5/2019	ME 3	ML 3	TR	132718	513105	513105	521622	110850	1
Segment Subtotal									
5/2019	ME 3	WI 7	TR	123966	513105	513105	505597	505597	4,510
5/2019	ME 3	WI 7	TR	123966	513105	513105	521172	28846	10
5/2019	ME 3	WI 7	TR	123966	513105	513105	521178	28883	5,137
5/2019	ME 3	WI 7	TR	123966	513105	513105	521266	28702	1,718
5/2019	ME 3	WI 7	TR	123966	513105	513105	521310	28743	2,759
5/2019	ME 3	WI 7	TR	123966	513105	513105	521314	28661	7,251
5/2019	ME 3	WI 7	TR	123966	513105	513105	521316	28831	1,400
5/2019	ME 3	WI 7	TR	123966	513105	513105	521324	28794	3,274
5/2019	ME 3	WI 7	TR	123966	513105	513105	521650	269472	365
5/2019	ME 3	WI 7	TR	123966	513105	513105	521810	36869	26
5/2019	ME 3	WI 7	TR	123966	513105	513105	523032	384134	2,032
5/2019	ME 3	WI 7	TR	123966	513105	513105	523034	384136	21
5/2019	ME 3	WI 7	TR	123966	513105	513105	523035	387791	2,643
5/2019	ME 3	WI 7	TR	129337	513105	513105	523034	384136	7
5/2019	ME 3	WI 7	TR	129337	513125	1387755	523034	384136	483
5/2019	ME 3	WI 7	TR	132557	513105	513105	521314	28661	264
5/2019	ME 3	WI 7	TR	132590	513125	1387755	521314	28661	203
5/2019	ME 3	WI 7	TR	132590	513125	1387755	523034	384136	580
5/2019	ME 3	WI 7	TR	132625	513085	742252	521172	28846	1,879
5/2019	ME 3	WI 7	TR	132625	513125	1387755	521172	28846	384
5/2019	ME 3	WI 7	TR	132626	513085	742252	521172	28846	1,825
5/2019	ME 3	WI 7	TR	132626	513125	1387755	521172	28846	438
5/2019	ME 3	WI 7	TR	132627	513085	742252	521266	28702	815
5/2019	ME 3	WI 7	TR	132627	513085	742252	523032	384134	2,044
5/2019	ME 3	WI 7	TR	132627	513105	513105	521266	28702	84
5/2019	ME 3	WI 7	TR	132627	513105	513105	523032	384134	219
5/2019	ME 3	WI 7	TR	132628	513085	742252	523032	384134	2,263
5/2019	ME 3	WI 7	TR	132629	513085	742252	521266	28702	3,596
5/2019	ME 3	WI 7	TR	132675	513085	742252	521650	269472	5
5/2019	ME 3	WI 7	TR	132675	513085	742252	523032	384134	21
5/2019	ME 3	WI 7	TR	132675	513085	742252	523035	387791	39



VASCR351

ANR Pipeline Company Transportation Services Fuel By Route Analysis

Reporting Year: *January - December 2019*
Production *05/2019*

<u>Production Period</u>	<u>Receipt Segment</u>	<u>Delivery Segment</u>	<u>Service Class</u>	<u>Svc Req Contract</u>	<u>Receipt Location</u>	<u>Receipt Loc Prop</u>	<u>Delivery Location</u>	<u>Delivery Loc Prop</u>	<u>Fuel Quantity</u>
5/2019	ME 3	W1 7	TR	132682	513085	742252	521650	269472	129
5/2019	ME 3	W1 7	TR	132682	513085	742252	523032	384134	66
5/2019	ME 3	W1 7	TR	132682	513085	742252	523042	439345	46
5/2019	ME 3	W1 7	TR	132685	513085	742252	521650	269472	17
5/2019	ME 3	W1 7	TR	132685	513085	742252	521654	284917	508
5/2019	ME 3	W1 7	TR	132811	513105	513105	523034	384136	360
	Segment Subtotal								43,491
5/2019	MI 7	ME 3	TR	125047	505038	153808	505007	139235	600
5/2019	MI 7	ME 3	TR	126356	511136	277072	520005	15672	24
5/2019	MI 7	ME 3	TR	131445	505038	153808	505008	139236	2
5/2019	MI 7	ME 3	TR	132561	505038	153808	505012	139240	225
5/2019	MI 7	ME 3	TS	109138	505038	153808	505011	139239	38
	Segment Subtotal								889
5/2019	MI 7	MI 7	TR	107879	511136	277072	505038	153808	1,308
5/2019	MI 7	MI 7	TR	107895	511136	277072	521008	11616	225
5/2019	MI 7	MI 7	TR	109024	510005	246067	505038	153808	3,236
5/2019	MI 7	MI 7	TR	109212	511136	277072	505038	153808	1,238
5/2019	MI 7	MI 7	TR	109223	511136	277072	505038	153808	810
5/2019	MI 7	MI 7	TR	109422	505038	153808	521122	11751	168
5/2019	MI 7	MI 7	TR	109422	521122	11751	505038	153808	313
5/2019	MI 7	MI 7	TR	109595	505038	153808	505019	139251	59
5/2019	MI 7	MI 7	TR	110019	505038	153808	505018	139250	179
5/2019	MI 7	MI 7	TR	111493	511144	48642	505033	139382	2,465
5/2019	MI 7	MI 7	TR	111813	511136	277072	505038	153808	694
5/2019	MI 7	MI 7	TR	112110	511144	48642	505474	542526	2,532
5/2019	MI 7	MI 7	TR	113186	505108	243097	505038	153808	346
5/2019	MI 7	MI 7	TR	113186	511136	277072	505038	153808	175
5/2019	MI 7	MI 7	TR	113498	511158	48644	505038	153808	217
5/2019	MI 7	MI 7	TR	113709	510005	246067	505038	153808	2,945
5/2019	MI 7	MI 7	TR	114532	510005	246067	505038	153808	368
5/2019	MI 7	MI 7	TR	114532	510005	246067	521008	11616	23
5/2019	MI 7	MI 7	TR	114532	510005	246067	521118	11578	88



VASCR351

ANR Pipeline Company Transportation Services Fuel By Route Analysis

Reporting Year: *January - December 2019*
Production **05/2019**

<u>Production Period</u>	<u>Receipt Segment</u>	<u>Delivery Segment</u>	<u>Service Class</u>	<u>Svc Req Contract</u>	<u>Receipt Location</u>	<u>Receipt Loc Prop</u>	<u>Delivery Location</u>	<u>Delivery Loc Prop</u>	<u>Fuel Quantity</u>
5/2019	MI 7	MI 7	TR	114532	510005	246067	521122	11751	89
5/2019	MI 7	MI 7	TR	114532	510005	246067	521124	11562	65
5/2019	MI 7	MI 7	TR	114532	510005	246067	521142	40477	56
5/2019	MI 7	MI 7	TR	114532	510005	246067	521162	11748	1
5/2019	MI 7	MI 7	TR	114532	510005	246067	521634	11566	3
5/2019	MI 7	MI 7	TR	114532	510005	246067	521690	40892	6
5/2019	MI 7	MI 7	TR	114532	510005	246067	523052	467243	4
5/2019	MI 7	MI 7	TR	114532	511136	277072	505038	153808	167
5/2019	MI 7	MI 7	TR	114532	511136	277072	521122	11751	59
5/2019	MI 7	MI 7	TR	114532	511136	277072	521124	11562	12
5/2019	MI 7	MI 7	TR	114532	511136	277072	521634	11566	12
5/2019	MI 7	MI 7	TR	114532	511136	277072	523052	467243	3
5/2019	MI 7	MI 7	TR	114532	511158	48644	521118	11578	16
5/2019	MI 7	MI 7	TR	114532	511158	48644	521122	11751	2
5/2019	MI 7	MI 7	TR	114567	505230	153728	505137	320550	30
5/2019	MI 7	MI 7	TR	114824	505230	153728	521606	216654	17
5/2019	MI 7	MI 7	TR	115717	505230	153728	521054	280435	1
5/2019	MI 7	MI 7	TR	117338	511136	277072	505038	153808	2,577
5/2019	MI 7	MI 7	TR	119958	505230	153728	523014	318733	62
5/2019	MI 7	MI 7	TR	119963	505230	153728	521058	282435	64
5/2019	MI 7	MI 7	TR	119970	505108	243097	520021	40785	124
5/2019	MI 7	MI 7	TR	119973	505230	153728	523074	1292925	7
5/2019	MI 7	MI 7	TR	119973	510036	142164	523074	1292925	47
5/2019	MI 7	MI 7	TR	120802	511136	277072	505038	153808	31
5/2019	MI 7	MI 7	TR	122065	511136	277072	521104	40849	8,465
5/2019	MI 7	MI 7	TR	122065	511136	277072	521690	40892	1,557
5/2019	MI 7	MI 7	TR	122065	511136	277072	521704	40832	735
5/2019	MI 7	MI 7	TR	122700	511136	277072	505038	153808	1,752
5/2019	MI 7	MI 7	TR	124085	511136	277072	505038	153808	2,803
5/2019	MI 7	MI 7	TR	124087	511136	277072	505038	153808	2,760
5/2019	MI 7	MI 7	TR	124603	505038	153808	521932	138744	38
5/2019	MI 7	MI 7	TR	124625	511136	277072	505038	153808	398
5/2019	MI 7	MI 7	TR	124945	505038	153808	521932	138744	75



VASCR351

ANR Pipeline Company Transportation Services Fuel By Route Analysis

Reporting Year: *January - December 2019*
Production **05/2019**

<u>Production Period</u>	<u>Receipt Segment</u>	<u>Delivery Segment</u>	<u>Service Class</u>	<u>Svc Req Contract</u>	<u>Receipt Location</u>	<u>Receipt Loc Prop</u>	<u>Delivery Location</u>	<u>Delivery Loc Prop</u>	<u>Fuel Quantity</u>
5/2019	MI 7	MI 7	TR	124951	505038	153808	521932	138744	60
5/2019	MI 7	MI 7	TR	125045	505038	153808	505028	139366	734
5/2019	MI 7	MI 7	TR	125056	505038	153808	505131	295958	832
5/2019	MI 7	MI 7	TR	125056	505131	295958	505038	153808	2,242
5/2019	MI 7	MI 7	TR	125465	505038	153808	505017	139249	9
5/2019	MI 7	MI 7	TR	125573	511158	48644	505038	153808	1,219
5/2019	MI 7	MI 7	TR	126190	505038	153808	523014	318733	17
5/2019	MI 7	MI 7	TR	126193	505038	153808	523014	318733	3
5/2019	MI 7	MI 7	TR	126194	505038	153808	523014	318733	14
5/2019	MI 7	MI 7	TR	126197	505038	153808	523014	318733	14
5/2019	MI 7	MI 7	TR	126266	505038	153808	523014	318733	49
5/2019	MI 7	MI 7	TR	126338	511136	277072	505038	153808	2,287
5/2019	MI 7	MI 7	TR	126356	505038	153808	521122	11751	28
5/2019	MI 7	MI 7	TR	126356	511136	277072	505038	153808	733
5/2019	MI 7	MI 7	TR	126356	511136	277072	521118	11578	303
5/2019	MI 7	MI 7	TR	127693	511136	277072	505038	153808	937
5/2019	MI 7	MI 7	TR	127693	511136	277072	521606	216654	155
5/2019	MI 7	MI 7	TR	127693	511136	277072	521690	40892	481
5/2019	MI 7	MI 7	TR	128295	510005	246067	521624	4375	7
5/2019	MI 7	MI 7	TR	128295	511136	277072	521014	153852	9
5/2019	MI 7	MI 7	TR	128295	511136	277072	521624	4375	35
5/2019	MI 7	MI 7	TR	128296	511136	277072	521116	42078	2
5/2019	MI 7	MI 7	TR	128296	511158	48644	505038	153808	99
5/2019	MI 7	MI 7	TR	128296	511158	48644	521124	11562	233
5/2019	MI 7	MI 7	TR	128296	511158	48644	521690	40892	24
5/2019	MI 7	MI 7	TR	128296	511158	48644	521985	278172	105
5/2019	MI 7	MI 7	TR	128709	505038	153808	523008	312117	18
5/2019	MI 7	MI 7	TR	128709	505038	153808	505038	153808	63
5/2019	MI 7	MI 7	TR	128709	510005	246067	505038	153808	49
5/2019	MI 7	MI 7	TR	128709	511136	277072	505038	153808	52
5/2019	MI 7	MI 7	TR	128710	505038	153808	523008	312117	86
5/2019	MI 7	MI 7	TR	128710	511136	277072	505038	153808	104
5/2019	MI 7	MI 7	TR	129337	505038	153808	523086	523086	708
5/2019	MI 7	MI 7	TR	129337	511158	48644	505587	505587	

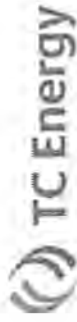


VASCR351

**ANR Pipeline Company
Transportation Services
Fuel By Route Analysis**

Reporting Year: *January - December 2019*
Production 05/2019

<u>Production Period</u>	<u>Receipt Segment</u>	<u>Delivery Segment</u>	<u>Service Class</u>	<u>Svc Req Contract</u>	<u>Receipt Location</u>	<u>Receipt Loc Prop</u>	<u>Delivery Location</u>	<u>Delivery Loc Prop</u>	<u>Fuel Quantity</u>
5/2019	MI 7	MI 7	TR	129742	511136	277072	521116	42078	27
5/2019	MI 7	MI 7	TR	129742	511136	277072	521690	40892	8
5/2019	MI 7	MI 7	TR	129886	511136	277072	505038	153808	893
5/2019	MI 7	MI 7	TR	129887	511136	277072	505038	153808	1,667
5/2019	MI 7	MI 7	TR	129994	505038	153808	521932	138744	21
5/2019	MI 7	MI 7	TR	130317	511136	277072	521008	11616	35
5/2019	MI 7	MI 7	TR	130320	511136	277072	521142	40477	8
5/2019	MI 7	MI 7	TR	130320	511136	277072	521144	11580	128
5/2019	MI 7	MI 7	TR	130320	511136	277072	521146	11785	144
5/2019	MI 7	MI 7	TR	130320	511136	277072	521156	11572	31
5/2019	MI 7	MI 7	TR	130320	511136	277072	521162	11748	3
5/2019	MI 7	MI 7	TR	131094	505038	153808	523065	769472	417
5/2019	MI 7	MI 7	TR	131162	511136	277072	521116	42078	127
5/2019	MI 7	MI 7	TR	131177	505038	153808	521014	153852	14
5/2019	MI 7	MI 7	TR	131177	505038	153808	521118	11578	483
5/2019	MI 7	MI 7	TR	131177	505038	153808	521634	11566	85
5/2019	MI 7	MI 7	TR	131177	505038	153808	521690	40892	256
5/2019	MI 7	MI 7	TR	131177	510005	246067	505038	153808	976
5/2019	MI 7	MI 7	TR	131177	510005	246067	521116	42078	64
5/2019	MI 7	MI 7	TR	131177	511136	277072	505038	153808	188
5/2019	MI 7	MI 7	TR	131177	511136	277072	521634	11566	1
5/2019	MI 7	MI 7	TR	131177	511136	277072	521690	40892	128
5/2019	MI 7	MI 7	TR	131221	510005	246067	505038	153808	39
5/2019	MI 7	MI 7	TR	131221	510005	246067	521008	11616	1,166
5/2019	MI 7	MI 7	TR	131221	510005	246067	521074	40470	1,677
5/2019	MI 7	MI 7	TR	131221	510005	246067	521098	108641	19
5/2019	MI 7	MI 7	TR	131221	510005	246067	521116	42078	4
5/2019	MI 7	MI 7	TR	131221	510005	246067	521118	11578	102
5/2019	MI 7	MI 7	TR	131221	510005	246067	521122	11751	243
5/2019	MI 7	MI 7	TR	131221	510005	246067	521124	11562	126
5/2019	MI 7	MI 7	TR	131221	510005	246067	521138	11680	110
5/2019	MI 7	MI 7	TR	131221	510005	246067	521142	40477	219
5/2019	MI 7	MI 7	TR	131221	510005	246067	521144	11580	69

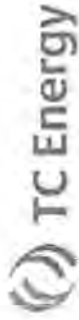


VASCR351

ANR Pipeline Company Transportation Services Fuel By Route Analysis

Reporting Year: January - December 2019
Production 05/2019

<u>Production Period</u>	<u>Receipt Segment</u>	<u>Delivery Segment</u>	<u>Service Class</u>	<u>Svc Req Contract</u>	<u>Receipt Location</u>	<u>Receipt Loc Prop</u>	<u>Delivery Location</u>	<u>Delivery Loc Prop</u>	<u>Fuel Quantity</u>
5/2019	MI 7	MI 7	TR	131221	510005	246067	521146	11785	27
5/2019	MI 7	MI 7	TR	131221	510005	246067	521162	11748	23
5/2019	MI 7	MI 7	TR	131221	510005	246067	521606	216654	644
5/2019	MI 7	MI 7	TR	131221	510005	246067	521624	4375	59
5/2019	MI 7	MI 7	TR	131221	510005	246067	521670	40468	109
5/2019	MI 7	MI 7	TR	131221	510005	246067	521690	40892	434
5/2019	MI 7	MI 7	TR	131221	510005	246067	521966	216338	23
5/2019	MI 7	MI 7	TR	131221	510005	246067	523052	467243	218
5/2019	MI 7	MI 7	TR	131221	511136	277072	505038	153808	713
5/2019	MI 7	MI 7	TR	131221	511136	277072	521008	11616	477
5/2019	MI 7	MI 7	TR	131221	511136	277072	521074	40470	579
5/2019	MI 7	MI 7	TR	131221	511136	277072	521098	108641	15
5/2019	MI 7	MI 7	TR	131221	511136	277072	521116	42078	116
5/2019	MI 7	MI 7	TR	131221	511136	277072	521118	11578	25
5/2019	MI 7	MI 7	TR	131221	511136	277072	521122	11751	39
5/2019	MI 7	MI 7	TR	131221	511136	277072	521124	11562	19
5/2019	MI 7	MI 7	TR	131221	511136	277072	521138	11680	18
5/2019	MI 7	MI 7	TR	131221	511136	277072	521142	40477	73
5/2019	MI 7	MI 7	TR	131221	511136	277072	521144	11580	24
5/2019	MI 7	MI 7	TR	131221	511136	277072	521162	11748	8
5/2019	MI 7	MI 7	TR	131221	511136	277072	521606	216654	106
5/2019	MI 7	MI 7	TR	131221	511136	277072	521624	4375	16
5/2019	MI 7	MI 7	TR	131221	511136	277072	521670	40468	19
5/2019	MI 7	MI 7	TR	131221	511136	277072	521690	40892	589
5/2019	MI 7	MI 7	TR	131221	511136	277072	521966	216338	8
5/2019	MI 7	MI 7	TR	131221	511136	277072	523052	467243	27
5/2019	MI 7	MI 7	TR	131605	505038	153808	511136	277072	964
5/2019	MI 7	MI 7	TR	131605	505038	153808	521634	11566	257
5/2019	MI 7	MI 7	TR	131605	510005	246067	505038	153808	390
5/2019	MI 7	MI 7	TR	131605	510005	246067	521634	11566	9
5/2019	MI 7	MI 7	TR	131605	511136	277072	505038	153808	7,452
5/2019	MI 7	MI 7	TR	131605	511136	277072	521634	11566	5,576
5/2019	MI 7	MI 7	TR	131642	505038	153808	521985	278172	3



VASCR351

ANR Pipeline Company Transportation Services Fuel By Route Analysis

Reporting Year: *January - December 2019*
Production **05/2019**

<u>Production Period</u>	<u>Receipt Segment</u>	<u>Delivery Segment</u>	<u>Service Class</u>	<u>Svc Req Contract</u>	<u>Receipt Location</u>	<u>Receipt Loc Prop</u>	<u>Delivery Location</u>	<u>Delivery Loc Prop</u>	<u>Fuel Quantity</u>
5/2019	MI 7	MI 7	TR	131642	510005	246067	505038	153808	357
5/2019	MI 7	MI 7	TR	131642	511136	277072	505038	153808	224
5/2019	MI 7	MI 7	TR	131642	511136	277072	521142	40477	2
5/2019	MI 7	MI 7	TR	131644	511136	277072	505038	153808	63
5/2019	MI 7	MI 7	TR	131644	511136	277072	521138	11680	21
5/2019	MI 7	MI 7	TR	131853	505038	153808	523014	318733	59
5/2019	MI 7	MI 7	TR	131854	505038	153808	523014	318733	37
5/2019	MI 7	MI 7	TR	131923	505108	243097	505038	153808	954
5/2019	MI 7	MI 7	TR	131923	505230	153728	523085	1402711	1
5/2019	MI 7	MI 7	TR	131942	505038	153808	523052	467243	4
5/2019	MI 7	MI 7	TR	131988	505108	243097	505038	153808	164
5/2019	MI 7	MI 7	TR	131988	505108	243097	521030	282436	235
5/2019	MI 7	MI 7	TR	131988	505230	153728	521030	282436	1
5/2019	MI 7	MI 7	TR	131988	510005	246067	505038	153808	30
5/2019	MI 7	MI 7	TR	131988	510005	246067	521030	282436	107
5/2019	MI 7	MI 7	TR	131988	511136	277072	521030	282436	112
5/2019	MI 7	MI 7	TR	131988	511158	48644	521030	282436	74
5/2019	MI 7	MI 7	TR	131992	511136	277072	521588	40481	868
5/2019	MI 7	MI 7	TR	132082	510005	246067	505038	153808	47
5/2019	MI 7	MI 7	TR	132082	510005	246067	521118	11578	35
5/2019	MI 7	MI 7	TR	132082	510005	246067	521124	11562	2
5/2019	MI 7	MI 7	TR	132082	510005	246067	521606	216654	128
5/2019	MI 7	MI 7	TR	132082	511136	277072	505038	153808	12
5/2019	MI 7	MI 7	TR	132082	511136	277072	521118	11578	8
5/2019	MI 7	MI 7	TR	132082	511136	277072	521606	216654	18
5/2019	MI 7	MI 7	TR	132083	510005	246067	505038	153808	45
5/2019	MI 7	MI 7	TR	132083	510005	246067	521008	11616	77
5/2019	MI 7	MI 7	TR	132083	510005	246067	521122	11751	25
5/2019	MI 7	MI 7	TR	132083	510005	246067	521124	11562	6
5/2019	MI 7	MI 7	TR	132083	510005	246067	521142	40477	24
5/2019	MI 7	MI 7	TR	132083	510005	246067	521144	11580	6
5/2019	MI 7	MI 7	TR	132083	510005	246067	521162	11748	64
5/2019	MI 7	MI 7	TR	132083	510005	246067	523052	467243	20



VASCR351

ANR Pipeline Company Transportation Services Fuel By Route Analysis

Reporting Year: *January - December 2019*
Production *05/2019*

<u>Production Period</u>	<u>Receipt Segment</u>	<u>Delivery Segment</u>	<u>Service Class</u>	<u>Svc Req Contract</u>	<u>Receipt Location</u>	<u>Receipt Loc Prop</u>	<u>Delivery Location</u>	<u>Delivery Loc Prop</u>	<u>Fuel Quantity</u>
5/2019	MI 7	MI 7	TR	132083	511136	277072	505038	153808	9
5/2019	MI 7	MI 7	TR	132083	511136	277072	521162	11748	7
5/2019	MI 7	MI 7	TR	132095	510005	246067	505038	153808	392
5/2019	MI 7	MI 7	TR	132095	510005	246067	523008	312117	4,330
5/2019	MI 7	MI 7	TR	132095	511136	277072	505038	153808	32
5/2019	MI 7	MI 7	TR	132095	511136	277072	523008	312117	56
5/2019	MI 7	MI 7	TR	132243	511158	48644	521124	11562	434
5/2019	MI 7	MI 7	TR	132244	510005	246067	521116	42078	1
5/2019	MI 7	MI 7	TR	132244	511136	277072	521116	42078	6
5/2019	MI 7	MI 7	TR	132244	511158	48644	505038	153808	12
5/2019	MI 7	MI 7	TR	132244	511158	48644	521124	11562	453
5/2019	MI 7	MI 7	TR	132267	505230	153728	521942	198847	17
5/2019	MI 7	MI 7	TR	132267	511136	277072	521008	11616	1
5/2019	MI 7	MI 7	TR	132267	511136	277072	521690	40892	2
5/2019	MI 7	MI 7	TR	132401	505108	243097	521008	11616	14
5/2019	MI 7	MI 7	TR	132401	511136	277072	521008	11616	207
5/2019	MI 7	MI 7	TR	132433	511158	48644	505038	153808	40
5/2019	MI 7	MI 7	TR	132471	511136	277072	505038	153808	3,161
5/2019	MI 7	MI 7	TR	132517	505230	153728	523029	360888	2
5/2019	MI 7	MI 7	TR	132517	510005	246067	523008	312117	87
5/2019	MI 7	MI 7	TR	132517	511158	48644	505038	153808	99
5/2019	MI 7	MI 7	TR	132517	511158	48644	523008	312117	1,534
5/2019	MI 7	MI 7	TR	132519	505108	243097	505038	153808	1,240
5/2019	MI 7	MI 7	TR	132521	505038	153808	523008	312117	229
5/2019	MI 7	MI 7	TR	132521	510005	246067	523008	312117	231
5/2019	MI 7	MI 7	TR	132521	511158	48644	523008	312117	176
5/2019	MI 7	MI 7	TR	132544	505038	153808	523008	312117	693
5/2019	MI 7	MI 7	TR	132544	505108	243097	505038	153808	140
5/2019	MI 7	MI 7	TR	132544	510005	246067	505038	153808	1,527
5/2019	MI 7	MI 7	TR	132544	510005	246067	521116	42078	412
5/2019	MI 7	MI 7	TR	132544	510005	246067	523008	312117	2,903
5/2019	MI 7	MI 7	TR	132544	511136	277072	505038	153808	3,268
5/2019	MI 7	MI 7	TR	132544	511136	277072	521116	42078	2,199



**ANR Pipeline Company
Transportation Services
Fuel By Route Analysis**

VASCR351

Reporting Year: January - December 2019
Production 05/2019

<u>Production Period</u>	<u>Receipt Segment</u>	<u>Delivery Segment</u>	<u>Service Class</u>	<u>Svc Req Contract</u>	<u>Receipt Location</u>	<u>Receipt Loc Prop</u>	<u>Delivery Location</u>	<u>Delivery Loc Prop</u>	<u>Fuel Quantity</u>
5/2019	MI 7	MI 7	TR	132544	511136	277072	523008	312117	1,334
5/2019	MI 7	MI 7	TR	132544	511158	48644	523008	312117	1,231
5/2019	MI 7	MI 7	TR	132544	513023	120743	523008	312117	46
5/2019	MI 7	MI 7	TR	132581	511158	48644	505038	153808	1,450
5/2019	MI 7	MI 7	TR	132582	505038	153808	505541	1181282	6
5/2019	MI 7	MI 7	TR	132582	505038	153808	521058	282435	156
5/2019	MI 7	MI 7	TR	132582	505038	153808	523014	318733	93
5/2019	MI 7	MI 7	TR	132582	511136	277072	505038	153808	197
5/2019	MI 7	MI 7	TR	132582	511158	48644	505038	153808	247
5/2019	MI 7	MI 7	TR	132582	521985	278172	505038	153808	10
5/2019	MI 7	MI 7	TR	132582	523014	318733	505038	153808	60
5/2019	MI 7	MI 7	TR	132587	510005	246067	505038	153808	34
5/2019	MI 7	MI 7	TR	132587	511136	277072	505038	153808	709
5/2019	MI 7	MI 7	TR	132587	511136	277072	505541	1181282	132
5/2019	MI 7	MI 7	TR	132590	505038	153808	523084	1402545	3
5/2019	MI 7	MI 7	TR	132590	505108	243097	505038	153808	269
5/2019	MI 7	MI 7	TR	132590	505108	243097	505587	505587	343
5/2019	MI 7	MI 7	TR	132590	505108	243097	521030	282436	140
5/2019	MI 7	MI 7	TR	132590	505222	140358	505137	320550	1,022
5/2019	MI 7	MI 7	TR	132590	510005	246067	505038	153808	1,258
5/2019	MI 7	MI 7	TR	132590	510005	246067	505137	320550	65
5/2019	MI 7	MI 7	TR	132590	510005	246067	505587	505587	256
5/2019	MI 7	MI 7	TR	132590	510005	246067	521030	282436	76
5/2019	MI 7	MI 7	TR	132590	510005	246067	521116	42078	129
5/2019	MI 7	MI 7	TR	132590	510005	246067	521690	40892	19
5/2019	MI 7	MI 7	TR	132590	510029	2610	505038	153808	27
5/2019	MI 7	MI 7	TR	132590	510029	2610	521030	282436	184
5/2019	MI 7	MI 7	TR	132590	511136	277072	505038	153808	331
5/2019	MI 7	MI 7	TR	132590	511136	277072	521030	282436	159
5/2019	MI 7	MI 7	TR	132590	511136	277072	521116	42078	147
5/2019	MI 7	MI 7	TR	132590	511136	277072	521690	40892	86
5/2019	MI 7	MI 7	TR	132590	511158	48644	505038	153808	5,513
5/2019	MI 7	MI 7	TR	132590	511158	48644	505108	243097	52



VASCR351

ANR Pipeline Company Transportation Services Fuel By Route Analysis

Reporting Year: *January - December 2019*
Production *05/2019*

<u>Production Period</u>	<u>Receipt Segment</u>	<u>Delivery Segment</u>	<u>Service Class</u>	<u>Svc Req Contract</u>	<u>Receipt Location</u>	<u>Receipt Loc Prop</u>	<u>Delivery Location</u>	<u>Delivery Loc Prop</u>	<u>Fuel Quantity</u>
5/2019	MI 7	MI 7	TR	132590	511158	48644	505137	320550	195
5/2019	MI 7	MI 7	TR	132590	511158	48644	505587	505587	777
5/2019	MI 7	MI 7	TR	132590	511158	48644	511136	277072	140
5/2019	MI 7	MI 7	TR	132590	511158	48644	521030	282436	1,628
5/2019	MI 7	MI 7	TR	132590	511158	48644	523084	1402545	292
5/2019	MI 7	MI 7	TR	132590	511158	48644	523090	523090	113
5/2019	MI 7	MI 7	TR	132590	521985	278172	521030	282436	34
5/2019	MI 7	MI 7	TR	132595	511136	277072	505038	153808	551
5/2019	MI 7	MI 7	TR	132600	511136	277072	505038	153808	2,263
5/2019	MI 7	MI 7	TR	132606	505108	243097	505038	153808	69
5/2019	MI 7	MI 7	TR	132606	510005	246067	505038	153808	69
5/2019	MI 7	MI 7	TR	132606	510005	246067	521030	282436	138
5/2019	MI 7	MI 7	TR	132606	510029	2610	505038	153808	276
5/2019	MI 7	MI 7	TR	132606	511136	277072	505038	153808	176
5/2019	MI 7	MI 7	TR	132606	511136	277072	521030	282436	207
5/2019	MI 7	MI 7	TR	132612	510005	246067	505038	153808	40
5/2019	MI 7	MI 7	TR	132612	511136	277072	505038	153808	180
5/2019	MI 7	MI 7	TR	132615	505108	243097	521008	11616	17
5/2019	MI 7	MI 7	TR	132615	510005	246067	505038	153808	3,262
5/2019	MI 7	MI 7	TR	132615	510005	246067	521008	11616	885
5/2019	MI 7	MI 7	TR	132615	511136	277072	521008	11616	68
5/2019	MI 7	MI 7	TR	132631	511136	277072	521690	40892	4
5/2019	MI 7	MI 7	TR	132639	511158	48644	505038	153808	13
5/2019	MI 7	MI 7	TR	132662	505108	243097	505038	153808	15
5/2019	MI 7	MI 7	TR	132662	505108	243097	521030	282436	24
5/2019	MI 7	MI 7	TR	132662	510005	246067	505038	153808	1,947
5/2019	MI 7	MI 7	TR	132662	510005	246067	505137	320550	28
5/2019	MI 7	MI 7	TR	132662	510005	246067	505587	505587	103
5/2019	MI 7	MI 7	TR	132662	510005	246067	521030	282436	1,030
5/2019	MI 7	MI 7	TR	132662	510029	2610	505038	153808	12
5/2019	MI 7	MI 7	TR	132662	511136	277072	505038	153808	655
5/2019	MI 7	MI 7	TR	132662	511136	277072	505587	505587	37
5/2019	MI 7	MI 7	TR	132662	511136	277072	521030	282436	343



**ANR Pipeline Company
Transportation Services
Fuel By Route Analysis**

VASCR351

Reporting Year: January - December 2019
Production 05/2019

<u>Production Period</u>	<u>Receipt Segment</u>	<u>Delivery Segment</u>	<u>Service Class</u>	<u>Svc Req. Contract</u>	<u>Receipt Location</u>	<u>Receipt Loc Prop</u>	<u>Delivery Location</u>	<u>Delivery Loc Prop</u>	<u>Fuel Quantity</u>
5/2019	MI 7	MI 7	TR	132662	511158	48644	521030	282436	141
5/2019	MI 7	MI 7	TR	132663	510005	246067	505038	153808	24
5/2019	MI 7	MI 7	TR	132663	511136	277072	505038	153808	193
5/2019	MI 7	MI 7	TR	132669	505038	153808	521690	40892	35
5/2019	MI 7	MI 7	TR	132669	505038	153808	523014	318733	129
5/2019	MI 7	MI 7	TR	132669	511136	277072	505038	153808	99
5/2019	MI 7	MI 7	TR	132669	511136	277072	505541	1181282	13
5/2019	MI 7	MI 7	TR	132669	511136	277072	521118	11578	8
5/2019	MI 7	MI 7	TR	132669	511136	277072	521124	11562	2
5/2019	MI 7	MI 7	TR	132669	511136	277072	521142	40477	5
5/2019	MI 7	MI 7	TR	132669	511136	277072	521144	11580	13
5/2019	MI 7	MI 7	TR	132669	511136	277072	521670	40468	10
5/2019	MI 7	MI 7	TR	132670	505038	153808	521058	282435	42
5/2019	MI 7	MI 7	TR	132670	511136	277072	505038	153808	12
5/2019	MI 7	MI 7	TR	132682	505038	153808	521690	40892	69
5/2019	MI 7	MI 7	TR	132682	505038	153808	521985	278172	33
5/2019	MI 7	MI 7	TR	132682	510005	246067	505038	153808	90
5/2019	MI 7	MI 7	TR	132682	510005	246067	521008	11616	45
5/2019	MI 7	MI 7	TR	132682	510005	246067	521116	42078	18
5/2019	MI 7	MI 7	TR	132682	510005	246067	521690	40892	22
5/2019	MI 7	MI 7	TR	132682	511136	277072	505038	153808	187
5/2019	MI 7	MI 7	TR	132682	511136	277072	521008	11616	15
5/2019	MI 7	MI 7	TR	132682	511136	277072	521116	42078	75
5/2019	MI 7	MI 7	TR	132682	511136	277072	523052	467243	1
5/2019	MI 7	MI 7	TR	132682	511158	48644	505038	153808	77
5/2019	MI 7	MI 7	TR	132682	511158	48644	521634	11566	38
5/2019	MI 7	MI 7	TR	132682	511158	48644	523052	467243	6
5/2019	MI 7	MI 7	TR	132684	511136	277072	521118	11578	61
5/2019	MI 7	MI 7	TR	132685	505108	243097	521634	11566	86
5/2019	MI 7	MI 7	TR	132685	510005	246067	521634	11566	74
5/2019	MI 7	MI 7	TR	132685	511136	277072	521634	11566	3
5/2019	MI 7	MI 7	TR	132698	510005	246067	505038	153808	1,038
5/2019	MI 7	MI 7	TR	132698	511136	277072	505038	153808	194



VASCR351

ANR Pipeline Company Transportation Services Fuel By Route Analysis

Reporting Year: *January - December 2019*
Production 05/2019

<u>Production Period</u>	<u>Receipt Segment</u>	<u>Delivery Segment</u>	<u>Service Class</u>	<u>Svc Req Contract</u>	<u>Receipt Location</u>	<u>Receipt Loc Prop</u>	<u>Delivery Location</u>	<u>Delivery Loc Prop</u>	<u>Fuel Quantity</u>
5/2019	MI 7	MI 7	TR	132718	510005	246067	505038	153808	2
5/2019	MI 7	MI 7	TR	132718	510005	246067	521634	11566	69
5/2019	MI 7	MI 7	TR	132718	511136	277072	521634	11566	30
5/2019	MI 7	MI 7	TR	132744	510005	246067	505038	153808	720
5/2019	MI 7	MI 7	TR	132744	511136	277072	505038	153808	1,973
5/2019	MI 7	MI 7	TR	132744	511136	277072	521138	11680	3
5/2019	MI 7	MI 7	TR	132744	511136	277072	521142	40477	23
5/2019	MI 7	MI 7	TR	132744	511136	277072	521634	11566	198
5/2019	MI 7	MI 7	TR	132744	511136	277072	521690	40892	75
5/2019	MI 7	MI 7	TR	132806	505038	153808	505108	243097	46
5/2019	MI 7	MI 7	TR	132806	510005	246067	505038	153808	533
5/2019	MI 7	MI 7	TR	132806	510005	246067	521008	11616	40
5/2019	MI 7	MI 7	TR	132806	510005	246067	521634	11566	71
5/2019	MI 7	MI 7	TR	132806	510005	246067	523052	467243	3
5/2019	MI 7	MI 7	TR	132806	511136	277072	505038	153808	388
5/2019	MI 7	MI 7	TR	132806	511136	277072	521116	42078	45
5/2019	MI 7	MI 7	TR	132806	511136	277072	521634	11566	109
5/2019	MI 7	MI 7	TR	132806	511158	48644	505038	153808	15
5/2019	MI 7	MI 7	TR	132810	511136	277072	505038	153808	1,077
5/2019	MI 7	MI 7	TR	132811	510005	246067	505038	153808	130
5/2019	MI 7	MI 7	TR	132812	511136	277072	505038	153808	7
5/2019	MI 7	MI 7	TR	132815	510005	246067	521116	42078	2
5/2019	MI 7	MI 7	TR	132815	511136	277072	521116	42078	18
5/2019	MI 7	MI 7	TR	132816	510005	246067	521116	42078	4
5/2019	MI 7	MI 7	TR	132816	511136	277072	521116	42078	38
5/2019	MI 7	MI 7	TR	132831	511136	277072	505038	153808	3,360
5/2019	MI 7	MI 7	TR	132831	511136	277072	521634	11566	72
5/2019	MI 7	MI 7	TR	132831	511136	277072	505038	153808	20
5/2019	MI 7	MI 7	TR	132835	505108	243097	505038	153808	164
5/2019	MI 7	MI 7	TR	132835	511136	277072	505038	153808	207
5/2019	MI 7	MI 7	TR	132836	511136	277072	505038	153808	40
5/2019	MI 7	MI 7	TS	109138	505038	153808	505038	153808	40
5/2019	MI 7	MI 7	TS	109171	505038	153808	505038	153808	30
5/2019	MI 7	MI 7	TS	123102	505038	153808	505038	153808	62



VASCR351

ANR Pipeline Company Transportation Services Fuel By Route Analysis

Reporting Year: *January - December 2019*
Production *05/2019*

<u>Production Period</u>	<u>Receipt Segment</u>	<u>Delivery Segment</u>	<u>Service Class</u>	<u>Svc Req Contract</u>	<u>Receipt Location</u>	<u>Receipt Loc Prop</u>	<u>Delivery Location</u>	<u>Delivery Loc Prop</u>	<u>Fuel Quantity</u>
5/2019	MI 7	MI 7	TS	123151	505038	153808	505038	153808	27
5/2019	MI 7	MI 7	TS	128294	505038	153808	505038	153808	166
		Segment Subtotal							151,419
5/2019	MI 7	ML 3	TR	132582	511136	277072	521622	110850	7
		Segment Subtotal							7
5/2019	MI 7	MW 6	TR	123405	505038	153808	505013	139241	101
5/2019	MI 7	MW 6	TR	129742	511136	277072	521434	4619	163
5/2019	MI 7	MW 6	TR	132602	505038	153808	521420	4602	6
5/2019	MI 7	MW 6	TR	132612	505038	153808	521482	4741	90
5/2019	MI 7	MW 6	TS	109148	505038	153808	521566	12977	2
5/2019	MI 7	MW 6	TS	109171	505038	153808	521428	40193	35
5/2019	MI 7	MW 6	TS	110863	505038	153808	521608	171759	12
5/2019	MI 7	MW 6	TS	123203	505038	153808	521500	4693	1
		Segment Subtotal							410
5/2019	MI 7	WI 7	TR	850	505038	153808	505025	139257	349
5/2019	MI 7	WI 7	TR	1600	505038	153808	505026	139258	40
5/2019	MI 7	WI 7	TR	105424	511136	277072	521246	28844	8
5/2019	MI 7	WI 7	TR	105428	511136	277072	521262	36868	476
5/2019	MI 7	WI 7	TR	105429	511136	277072	521250	28841	6
5/2019	MI 7	WI 7	TR	106322	505038	153808	505026	139258	168
5/2019	MI 7	WI 7	TR	106955	511136	277072	521172	28846	241
5/2019	MI 7	WI 7	TR	107306	511136	277072	521298	28736	67
5/2019	MI 7	WI 7	TR	107879	505038	153808	505023	139255	212
5/2019	MI 7	WI 7	TR	107879	511136	277072	505023	139255	90
5/2019	MI 7	WI 7	TR	107879	511136	277072	510033	28873	151
5/2019	MI 7	WI 7	TR	107897	505038	153808	505024	139256	1,359
5/2019	MI 7	WI 7	TR	109022	505038	153808	521610	261574	253
5/2019	MI 7	WI 7	TR	109025	510005	246067	521610	261574	1,439
5/2019	MI 7	WI 7	TR	109212	511136	277072	521172	28846	65
5/2019	MI 7	WI 7	TR	109218	505038	153808	505023	139255	751
5/2019	MI 7	WI 7	TR	109223	511136	277072	521250	28841	544
5/2019	MI 7	WI 7	TR	110016	505230	153728	523035	387791	2



VASCR351

ANR Pipeline Company Transportation Services Fuel By Route Analysis

Reporting Year: *January - December 2019*
Production 05/2019

<u>Production Period</u>	<u>Receipt Segment</u>	<u>Delivery Segment</u>	<u>Service Class</u>	<u>Svc Req Contract</u>	<u>Receipt Location</u>	<u>Receipt Loc Prop</u>	<u>Delivery Location</u>	<u>Delivery Loc Prop</u>	<u>Fuel Quantity</u>
5/2019	MI 7	WI 7	TR	110016	511136	277072	523035	387791	1,904
5/2019	MI 7	WI 7	TR	111200	511136	277072	505025	139257	1,527
5/2019	MI 7	WI 7	TR	111201	511136	277072	521250	28841	52
5/2019	MI 7	WI 7	TR	111202	511136	277072	521172	28846	42
5/2019	MI 7	WI 7	TR	111203	511136	277072	521250	28841	52
5/2019	MI 7	WI 7	TR	111296	511136	277072	505026	139258	2,170
5/2019	MI 7	WI 7	TR	111316	511136	277072	521370	28788	124
5/2019	MI 7	WI 7	TR	111730	505038	153808	523034	384136	313
5/2019	MI 7	WI 7	TR	111730	510005	246067	521164	28842	526
5/2019	MI 7	WI 7	TR	111730	510005	246067	523034	384136	542
5/2019	MI 7	WI 7	TR	111730	511136	277072	521164	28842	331
5/2019	MI 7	WI 7	TR	111730	511136	277072	521256	174788	103
5/2019	MI 7	WI 7	TR	111730	511136	277072	523034	384136	495
5/2019	MI 7	WI 7	TR	111813	511136	277072	505025	139257	881
5/2019	MI 7	WI 7	TR	112565	505038	153808	521650	269472	534
5/2019	MI 7	WI 7	TR	112565	511136	277072	523032	384134	28
5/2019	MI 7	WI 7	TR	113186	505108	243097	521650	269472	17
5/2019	MI 7	WI 7	TR	113186	505108	243097	523032	384134	130
5/2019	MI 7	WI 7	TR	113186	505108	243097	523042	439345	34
5/2019	MI 7	WI 7	TR	113186	511136	277072	523032	384134	343
5/2019	MI 7	WI 7	TR	113186	511136	277072	523042	439345	52
5/2019	MI 7	WI 7	TR	113240	505038	153808	505025	139257	5
5/2019	MI 7	WI 7	TR	113240	511136	277072	505025	139257	79
5/2019	MI 7	WI 7	TR	113877	511136	277072	521168	28834	336
5/2019	MI 7	WI 7	TR	113879	511136	277072	521350	28660	93
5/2019	MI 7	WI 7	TR	113880	511136	277072	521786	28798	155
5/2019	MI 7	WI 7	TR	113881	511136	277072	521198	28782	31
5/2019	MI 7	WI 7	TR	113884	511136	277072	521012	40226	14
5/2019	MI 7	WI 7	TR	113884	511136	277072	521246	28844	450
5/2019	MI 7	WI 7	TR	113886	511136	277072	521166	40496	93
5/2019	MI 7	WI 7	TR	113889	511136	277072	521178	28883	93
5/2019	MI 7	WI 7	TR	113890	511136	277072	521214	40197	62
5/2019	MI 7	WI 7	TR	113895	511136	277072	521320	28740	31



VASCR351

ANR Pipeline Company Transportation Services Fuel By Route Analysis

Reporting Year: *January - December 2019*
Production 05/2019

<u>Production Period</u>	<u>Receipt Segment</u>	<u>Delivery Segment</u>	<u>Service Class</u>	<u>Svc Req Contract</u>	<u>Receipt Location</u>	<u>Receipt Loc Prop</u>	<u>Delivery Location</u>	<u>Delivery Loc Prop</u>	<u>Fuel Quantity</u>
5/2019	MI 7	WI 7	TR	113904	511136	277072	521210	28828	124
5/2019	MI 7	WI 7	TR	113906	511136	277072	521344	28734	31
5/2019	MI 7	WI 7	TR	113910	511136	277072	521310	28743	31
5/2019	MI 7	WI 7	TR	113914	511136	277072	521180	28875	31
5/2019	MI 7	WI 7	TR	113916	511136	277072	521316	28831	31
5/2019	MI 7	WI 7	TR	113917	511136	277072	521194	40223	31
5/2019	MI 7	WI 7	TR	113921	511136	277072	521260	36867	62
5/2019	MI 7	WI 7	TR	113922	511136	277072	521012	40226	13
5/2019	MI 7	WI 7	TR	113922	511136	277072	521246	28844	67
5/2019	MI 7	WI 7	TR	113922	511136	277072	521676	100052	25
5/2019	MI 7	WI 7	TR	113922	511136	277072	521784	28720	493
5/2019	MI 7	WI 7	TR	113922	511136	277072	521786	28798	91
5/2019	MI 7	WI 7	TR	113924	511136	277072	521814	36934	31
5/2019	MI 7	WI 7	TR	113925	511136	277072	521248	28811	31
5/2019	MI 7	WI 7	TR	113928	511136	277072	521240	28759	31
5/2019	MI 7	WI 7	TR	113933	511136	277072	521204	28672	93
5/2019	MI 7	WI 7	TR	113936	511136	277072	521248	28811	93
5/2019	MI 7	WI 7	TR	113937	511136	277072	523034	384136	186
5/2019	MI 7	WI 7	TR	113938	511136	277072	521184	40224	31
5/2019	MI 7	WI 7	TR	113945	511136	277072	521814	36934	208
5/2019	MI 7	WI 7	TR	113953	511136	277072	521202	28682	31
5/2019	MI 7	WI 7	TR	113956	511136	277072	521324	28794	62
5/2019	MI 7	WI 7	TR	113960	511136	277072	521370	28788	62
5/2019	MI 7	WI 7	TR	113961	511136	277072	521286	28853	31
5/2019	MI 7	WI 7	TR	113963	511136	277072	521336	28738	31
5/2019	MI 7	WI 7	TR	113975	511136	277072	521370	28788	31
5/2019	MI 7	WI 7	TR	113976	511136	277072	521012	40226	186
5/2019	MI 7	WI 7	TR	113978	511136	277072	521382	174790	31
5/2019	MI 7	WI 7	TR	113981	511136	277072	521374	28662	93
5/2019	MI 7	WI 7	TR	113987	511136	277072	521784	28720	512
5/2019	MI 7	WI 7	TR	113992	511136	277072	521324	28794	31
5/2019	MI 7	WI 7	TR	113999	511136	277072	521230	28819	31
5/2019	MI 7	WI 7	TR	114000	511136	277072	521174	28778	62



VASCR351

ANR Pipeline Company Transportation Services Fuel By Route Analysis

Reporting Year: *January - December 2019*
Production **05/2019**

<u>Production Period</u>	<u>Receipt Segment</u>	<u>Delivery Segment</u>	<u>Service Class</u>	<u>Svc Req Contract</u>	<u>Receipt Location</u>	<u>Receipt Loc Prop</u>	<u>Delivery Location</u>	<u>Delivery Loc Prop</u>	<u>Fuel Quantity</u>
5/2019	MI 7	WI 7	TR	114005	511136	277072	521676	100052	124
5/2019	MI 7	WI 7	TR	114007	511136	277072	521168	28834	93
5/2019	MI 7	WI 7	TR	114505	511136	277072	505026	139258	651
5/2019	MI 7	WI 7	TR	114525	511136	277072	521200	28679	62
5/2019	MI 7	WI 7	TR	114532	511136	277072	523035	387791	49
5/2019	MI 7	WI 7	TR	114668	505038	153808	521256	174788	23
5/2019	MI 7	WI 7	TR	114668	505038	153808	521258	265372	15
5/2019	MI 7	WI 7	TR	114668	505038	153808	521786	28798	10
5/2019	MI 7	WI 7	TR	114677	511136	277072	521288	28670	930
5/2019	MI 7	WI 7	TR	114823	511136	277072	521266	28702	8
5/2019	MI 7	WI 7	TR	115224	511136	277072	521012	40226	124
5/2019	MI 7	WI 7	TR	115931	511136	277072	521298	28736	62
5/2019	MI 7	WI 7	TR	115957	505038	153808	505504	854822	80
5/2019	MI 7	WI 7	TR	116740	505230	153728	523068	956594	1
5/2019	MI 7	WI 7	TR	117335	505038	153808	505021	139253	391
5/2019	MI 7	WI 7	TR	117336	511136	277072	521810	36869	478
5/2019	MI 7	WI 7	TR	117338	511136	277072	521262	36868	184
5/2019	MI 7	WI 7	TR	117354	510005	246067	521262	36868	34
5/2019	MI 7	WI 7	TR	118490	511136	277072	521270	28676	31
5/2019	MI 7	WI 7	TR	118787	505038	153808	505024	139256	71
5/2019	MI 7	WI 7	TR	120880	511136	277072	521396	150407	31
5/2019	MI 7	WI 7	TR	121932	511136	277072	521266	28702	90
5/2019	MI 7	WI 7	TR	122700	511136	277072	521250	28841	418
5/2019	MI 7	WI 7	TR	123397	505108	243097	521266	28702	155
5/2019	MI 7	WI 7	TR	123397	510005	246067	521266	28702	62
5/2019	MI 7	WI 7	TR	123398	511136	277072	521392	28730	93
5/2019	MI 7	WI 7	TR	123399	511136	277072	521392	28730	93
5/2019	MI 7	WI 7	TR	124085	511136	277072	521172	28846	204
5/2019	MI 7	WI 7	TR	124087	511136	277072	521172	28846	247
5/2019	MI 7	WI 7	TR	124175	511136	277072	521314	28661	155
5/2019	MI 7	WI 7	TR	124176	511136	277072	521298	28736	93
5/2019	MI 7	WI 7	TR	124177	511136	277072	521188	28862	31
5/2019	MI 7	WI 7	TR	124178	511136	277072	521322	28868	62



VASCR351

ANR Pipeline Company Transportation Services Fuel By Route Analysis

Reporting Year: *January - December 2019*
Production *05/2019*

<u>Production Period</u>	<u>Receipt Segment</u>	<u>Delivery Segment</u>	<u>Service Class</u>	<u>Svc Req Contract</u>	<u>Receipt Location</u>	<u>Receipt Loc Prop</u>	<u>Delivery Location</u>	<u>Delivery Loc Prop</u>	<u>Fuel Quantity</u>
5/2019	MI 7	WI 7	TR	124625	511136	277072	521250	28841	222
5/2019	MI 7	WI 7	TR	124705	511136	277072	521262	36868	651
5/2019	MI 7	WI 7	TR	124706	511136	277072	521266	28702	238
5/2019	MI 7	WI 7	TR	125014	511136	277072	521812	40304	93
5/2019	MI 7	WI 7	TR	125655	511136	277072	521302	28747	31
5/2019	MI 7	WI 7	TR	126181	505038	153808	521256	174788	127
5/2019	MI 7	WI 7	TR	126181	505038	153808	521258	265372	17
5/2019	MI 7	WI 7	TR	126181	505038	153808	521786	28798	101
5/2019	MI 7	WI 7	TR	126181	505038	153808	523034	384136	506
5/2019	MI 7	WI 7	TR	126181	505230	153728	521164	28842	563
5/2019	MI 7	WI 7	TR	126181	505230	153728	521250	28841	95
5/2019	MI 7	WI 7	TR	126181	505230	153728	521784	28720	214
5/2019	MI 7	WI 7	TR	126183	505038	153808	523034	384136	380
5/2019	MI 7	WI 7	TR	126190	511136	277072	521172	28846	16
5/2019	MI 7	WI 7	TR	126190	511136	277072	521394	36936	7
5/2019	MI 7	WI 7	TR	126190	511136	277072	523041	395460	52
5/2019	MI 7	WI 7	TR	126229	511136	277072	521260	36867	62
5/2019	MI 7	WI 7	TR	126231	511136	277072	521266	28702	31
5/2019	MI 7	WI 7	TR	126333	511136	277072	505026	139258	1,023
5/2019	MI 7	WI 7	TR	126338	511136	277072	523032	384134	207
5/2019	MI 7	WI 7	TR	126338	511136	277072	523042	439345	172
5/2019	MI 7	WI 7	TR	126509	511136	277072	521266	28702	31
5/2019	MI 7	WI 7	TR	126513	511136	277072	521374	28662	31
5/2019	MI 7	WI 7	TR	126846	511136	277072	521174	28778	133
5/2019	MI 7	WI 7	TR	126846	511136	277072	521314	28661	1
5/2019	MI 7	WI 7	TR	126846	511136	277072	521784	28720	3
5/2019	MI 7	WI 7	TR	127959	511136	277072	521302	28747	31
5/2019	MI 7	WI 7	TR	128295	510005	246067	521034	183670	7
5/2019	MI 7	WI 7	TR	128295	511136	277072	521034	183670	762
5/2019	MI 7	WI 7	TR	128295	511136	277072	521252	28779	142
5/2019	MI 7	WI 7	TR	128295	511136	277072	521610	261574	53
5/2019	MI 7	WI 7	TR	128321	511136	277072	521324	28794	268
5/2019	MI 7	WI 7	TR	128408	511136	277072	521266	28702	589



VASCR351

ANR Pipeline Company Transportation Services Fuel By Route Analysis

Reporting Year: *January - December 2019*
Production 05/2019

<u>Production Period</u>	<u>Receipt Segment</u>	<u>Delivery Segment</u>	<u>Service Class</u>	<u>Svc Req Contract</u>	<u>Receipt Location</u>	<u>Receipt Loc Prop</u>	<u>Delivery Location</u>	<u>Delivery Loc Prop</u>	<u>Fuel Quantity</u>
5/2019	MI 7	WI 7	TR	128418	511136	277072	521238	28836	155
5/2019	MI 7	WI 7	TR	128423	511136	277072	521164	28842	24
5/2019	MI 7	WI 7	TR	128423	511136	277072	521310	28743	462
5/2019	MI 7	WI 7	TR	128428	511136	277072	521306	28741	124
5/2019	MI 7	WI 7	TR	128429	511136	277072	521190	28825	93
5/2019	MI 7	WI 7	TR	128430	511136	277072	521164	28842	14
5/2019	MI 7	WI 7	TR	128430	511136	277072	521178	28883	364
5/2019	MI 7	WI 7	TR	129337	505108	243097	521314	28661	97
5/2019	MI 7	WI 7	TR	129337	505108	243097	523034	384136	139
5/2019	MI 7	WI 7	TR	129655	511136	277072	521270	28676	31
5/2019	MI 7	WI 7	TR	129656	511136	277072	521270	28676	79
5/2019	MI 7	WI 7	TR	129657	511136	277072	521208	28780	31
5/2019	MI 7	WI 7	TR	129658	511136	277072	521188	28862	62
5/2019	MI 7	WI 7	TR	129659	511136	277072	521218	28865	31
5/2019	MI 7	WI 7	TR	129663	511136	277072	521758	28855	31
5/2019	MI 7	WI 7	TR	129666	511136	277072	521356	28774	62
5/2019	MI 7	WI 7	TR	129749	511136	277072	521318	28829	196
5/2019	MI 7	WI 7	TR	129750	511136	277072	521164	28842	5
5/2019	MI 7	WI 7	TR	129750	511136	277072	521178	28883	4
5/2019	MI 7	WI 7	TR	129750	511136	277072	521266	28702	22
5/2019	MI 7	WI 7	TR	129750	511136	277072	521336	28738	285
5/2019	MI 7	WI 7	TR	129750	511136	277072	521784	28720	95
5/2019	MI 7	WI 7	TR	129751	511136	277072	521340	28732	111
5/2019	MI 7	WI 7	TR	129751	511136	277072	521392	28730	202
5/2019	MI 7	WI 7	TR	129752	511136	277072	521164	28842	23
5/2019	MI 7	WI 7	TR	129752	511136	277072	521330	28761	332
5/2019	MI 7	WI 7	TR	129752	511136	277072	521676	100052	33
5/2019	MI 7	WI 7	TR	129753	511136	277072	521260	36867	4
5/2019	MI 7	WI 7	TR	129753	511136	277072	521298	28736	359
5/2019	MI 7	WI 7	TR	129754	511136	277072	521676	100052	434
5/2019	MI 7	WI 7	TR	129755	511136	277072	521344	28734	93
5/2019	MI 7	WI 7	TR	129756	511136	277072	523047	444972	282
5/2019	MI 7	WI 7	TR	129761	511136	277072	521330	28761	93



VASCR351

ANR Pipeline Company Transportation Services Fuel By Route Analysis

Reporting Year: January - December 2019
Production 05/2019

<u>Production Period</u>	<u>Receipt Segment</u>	<u>Delivery Segment</u>	<u>Service Class</u>	<u>Svc Req Contract</u>	<u>Receipt Location</u>	<u>Receipt Loc Prop</u>	<u>Delivery Location</u>	<u>Delivery Loc Prop</u>	<u>Fuel Quantity</u>
5/2019	MI 7	WI 7	TR	129762	511136	277072	521372	11703	310
5/2019	MI 7	WI 7	TR	129763	511136	277072	521260	36867	465
5/2019	MI 7	WI 7	TR	129764	511136	277072	523047	444972	351
5/2019	MI 7	WI 7	TR	129765	511136	277072	521198	28782	31
5/2019	MI 7	WI 7	TR	129766	511136	277072	521370	28788	300
5/2019	MI 7	WI 7	TR	129767	511136	277072	521266	28702	310
5/2019	MI 7	WI 7	TR	129768	511136	277072	521324	28794	179
5/2019	MI 7	WI 7	TR	129769	511136	277072	521326	28772	155
5/2019	MI 7	WI 7	TR	129770	511136	277072	521196	28771	31
5/2019	MI 7	WI 7	TR	129771	511136	277072	521230	28819	168
5/2019	MI 7	WI 7	TR	129772	511136	277072	521178	28883	31
5/2019	MI 7	WI 7	TR	129773	511136	277072	521374	28662	186
5/2019	MI 7	WI 7	TR	129774	511136	277072	521164	28842	19
5/2019	MI 7	WI 7	TR	129774	511136	277072	521266	28702	17
5/2019	MI 7	WI 7	TR	129774	511136	277072	521302	28747	365
5/2019	MI 7	WI 7	TR	129775	511136	277072	521316	28831	62
5/2019	MI 7	WI 7	TR	129776	511136	277072	521322	28868	62
5/2019	MI 7	WI 7	TR	129777	511136	277072	521012	40226	86
5/2019	MI 7	WI 7	TR	129777	511136	277072	521164	28842	53
5/2019	MI 7	WI 7	TR	129777	511136	277072	521266	28702	313
5/2019	MI 7	WI 7	TR	129777	511136	277072	521322	28868	225
5/2019	MI 7	WI 7	TR	129796	511136	277072	521330	28761	62
5/2019	MI 7	WI 7	TR	129796	511136	277072	521372	11703	390
5/2019	MI 7	WI 7	TR	129878	511136	277072	523042	439345	69
5/2019	MI 7	WI 7	TR	129886	511136	277072	521250	28841	99
5/2019	MI 7	WI 7	TR	129887	511136	277072	510033	28873	21
5/2019	MI 7	WI 7	TR	129887	511136	277072	521172	28846	142
5/2019	MI 7	WI 7	TR	130317	511136	277072	521012	40226	253
5/2019	MI 7	WI 7	TR	130317	511136	277072	521164	28842	160
5/2019	MI 7	WI 7	TR	130317	511136	277072	521174	28778	22
5/2019	MI 7	WI 7	TR	130317	511136	277072	521178	28883	428
5/2019	MI 7	WI 7	TR	130317	511136	277072	521260	36867	241
5/2019	MI 7	WI 7	TR	130317	511136	277072	521266	28702	230



VASCR351

ANR Pipeline Company Transportation Services Fuel By Route Analysis

Reporting Year: *January - December 2019*
Production 05/2019

<u>Production Period</u>	<u>Receipt Segment</u>	<u>Delivery Segment</u>	<u>Service Class</u>	<u>Svc Req Contract</u>	<u>Receipt Location</u>	<u>Receipt Loc Prop</u>	<u>Delivery Location</u>	<u>Delivery Loc Prop</u>	<u>Fuel Quantity</u>
5/2019	MI 7	WI 7	TR	130317	511136	277072	521302	28747	189
5/2019	MI 7	WI 7	TR	130317	511136	277072	521784	28720	319
5/2019	MI 7	WI 7	TR	130317	511136	277072	521812	40304	33
5/2019	MI 7	WI 7	TR	130317	511136	277072	523034	384136	36
5/2019	MI 7	WI 7	TR	130318	511136	277072	521676	100052	93
5/2019	MI 7	WI 7	TR	130319	511136	277072	521330	28761	290
5/2019	MI 7	WI 7	TR	130320	505108	243097	521164	28842	126
5/2019	MI 7	WI 7	TR	130320	511136	277072	521164	28842	98
5/2019	MI 7	WI 7	TR	130795	505108	243097	521266	28702	56
5/2019	MI 7	WI 7	TR	130795	505108	243097	521650	269472	29
5/2019	MI 7	WI 7	TR	130795	505108	243097	521654	284917	60
5/2019	MI 7	WI 7	TR	130795	505108	243097	523032	384134	12
5/2019	MI 7	WI 7	TR	130795	505108	243097	523034	384136	85
5/2019	MI 7	WI 7	TR	130795	505108	243097	523035	387791	133
5/2019	MI 7	WI 7	TR	130795	505108	243097	523042	439345	24
5/2019	MI 7	WI 7	TR	131221	510005	246067	521174	28778	1
5/2019	MI 7	WI 7	TR	131221	511136	277072	521012	40226	191
5/2019	MI 7	WI 7	TR	131221	511136	277072	521174	28778	1,183
5/2019	MI 7	WI 7	TR	131221	511136	277072	521246	28844	1,290
5/2019	MI 7	WI 7	TR	131221	511136	277072	521252	28779	578
5/2019	MI 7	WI 7	TR	131221	511136	277072	521260	36867	68
5/2019	MI 7	WI 7	TR	131221	511136	277072	521266	28702	78
5/2019	MI 7	WI 7	TR	131221	511136	277072	521298	28736	30
5/2019	MI 7	WI 7	TR	131221	511136	277072	521302	28747	75
5/2019	MI 7	WI 7	TR	131221	511136	277072	521314	28661	127
5/2019	MI 7	WI 7	TR	131221	511136	277072	521316	28831	91
5/2019	MI 7	WI 7	TR	131221	511136	277072	521322	28868	30
5/2019	MI 7	WI 7	TR	131221	511136	277072	521324	28794	30
5/2019	MI 7	WI 7	TR	131221	511136	277072	521374	28662	56
5/2019	MI 7	WI 7	TR	131221	511136	277072	521610	261574	62
5/2019	MI 7	WI 7	TR	131221	511136	277072	521784	28720	830
5/2019	MI 7	WI 7	TR	131221	511136	277072	521786	28798	16
5/2019	MI 7	WI 7	TR	131221	511136	277072	521812	40304	12



VASCR351

ANR Pipeline Company Transportation Services Fuel By Route Analysis

Reporting Year: *January - December 2019*
Production *05/2019*

<u>Production Period</u>	<u>Receipt Segment</u>	<u>Delivery Segment</u>	<u>Service Class</u>	<u>Svc Req Contract</u>	<u>Receipt Location</u>	<u>Receipt Loc Prop</u>	<u>Delivery Location</u>	<u>Delivery Loc Prop</u>	<u>Fuel Quantity</u>
5/2019	MI 7	WI 7	TR	131221	511136	277072	521814	36934	57
5/2019	MI 7	WI 7	TR	131642	505038	153808	523032	384134	29
5/2019	MI 7	WI 7	TR	131642	510005	246067	523034	384136	46
5/2019	MI 7	WI 7	TR	131642	511136	277072	523034	384136	45
5/2019	MI 7	WI 7	TR	131642	511136	277072	523035	387791	60
5/2019	MI 7	WI 7	TR	131659	511136	277072	521814	36934	95
5/2019	MI 7	WI 7	TR	131937	511136	277072	521374	28662	155
5/2019	MI 7	WI 7	TR	131939	511136	277072	521180	28875	30
5/2019	MI 7	WI 7	TR	131939	511136	277072	521188	28862	31
5/2019	MI 7	WI 7	TR	131939	511136	277072	521260	36867	24
5/2019	MI 7	WI 7	TR	131939	511136	277072	521288	28670	14
5/2019	MI 7	WI 7	TR	131939	511136	277072	521314	28661	24
5/2019	MI 7	WI 7	TR	131939	511136	277072	521328	28763	31
5/2019	MI 7	WI 7	TR	131939	511136	277072	521350	28660	31
5/2019	MI 7	WI 7	TR	131939	511136	277072	521784	28720	156
5/2019	MI 7	WI 7	TR	131940	511136	277072	521164	28842	58
5/2019	MI 7	WI 7	TR	131940	511136	277072	521246	28844	37
5/2019	MI 7	WI 7	TR	131940	511136	277072	521288	28670	377
5/2019	MI 7	WI 7	TR	131940	511136	277072	521314	28661	36
5/2019	MI 7	WI 7	TR	131942	511136	277072	521164	28842	16
5/2019	MI 7	WI 7	TR	131942	511136	277072	521288	28670	418
5/2019	MI 7	WI 7	TR	132005	511136	277072	505026	139258	2,077
5/2019	MI 7	WI 7	TR	132082	510005	246067	523035	387791	5
5/2019	MI 7	WI 7	TR	132082	511136	277072	521650	269472	29
5/2019	MI 7	WI 7	TR	132082	511136	277072	521654	284917	6
5/2019	MI 7	WI 7	TR	132083	511136	277072	521610	261574	8
5/2019	MI 7	WI 7	TR	132083	511136	277072	521650	269472	19
5/2019	MI 7	WI 7	TR	132083	511136	277072	523034	384136	13
5/2019	MI 7	WI 7	TR	132267	511136	277072	523068	956594	2
5/2019	MI 7	WI 7	TR	132420	511136	277072	521306	28741	186
5/2019	MI 7	WI 7	TR	132421	511136	277072	521356	28774	390
5/2019	MI 7	WI 7	TR	132582	511136	277072	521172	28846	29
5/2019	MI 7	WI 7	TR	132582	511136	277072	521246	28844	3



VASCR351

ANR Pipeline Company Transportation Services Fuel By Route Analysis

Reporting Year: *January - December 2019*
Production 05/2019

<u>Production Period</u>	<u>Receipt Segment</u>	<u>Delivery Segment</u>	<u>Service Class</u>	<u>Svc Req Contract</u>	<u>Receipt Location</u>	<u>Receipt Loc Prop</u>	<u>Delivery Location</u>	<u>Delivery Loc Prop</u>	<u>Fuel Quantity</u>
5/2019	MI 7	WI 7	TR	132582	511136	277072	523034	384136	19
5/2019	MI 7	WI 7	TR	132590	505108	243097	521164	28842	104
5/2019	MI 7	WI 7	TR	132590	505108	243097	521266	28702	35
5/2019	MI 7	WI 7	TR	132590	505108	243097	521314	28661	2,173
5/2019	MI 7	WI 7	TR	132590	505108	243097	523034	384136	4,883
5/2019	MI 7	WI 7	TR	132590	510005	246067	521250	28841	139
5/2019	MI 7	WI 7	TR	132590	510005	246067	521314	28661	10
5/2019	MI 7	WI 7	TR	132590	510005	246067	523034	384136	271
5/2019	MI 7	WI 7	TR	132590	510029	2610	521314	28661	5
5/2019	MI 7	WI 7	TR	132590	510029	2610	523034	384136	57
5/2019	MI 7	WI 7	TR	132590	511136	277072	521314	28661	222
5/2019	MI 7	WI 7	TR	132590	511136	277072	521610	261574	5
5/2019	MI 7	WI 7	TR	132590	511136	277072	523034	384136	248
5/2019	MI 7	WI 7	TR	132590	511158	48644	521314	28661	112
5/2019	MI 7	WI 7	TR	132590	511158	48644	521784	28720	52
5/2019	MI 7	WI 7	TR	132590	511158	48644	523034	384136	887
5/2019	MI 7	WI 7	TR	132630	505108	243097	523034	384136	13
5/2019	MI 7	WI 7	TR	132630	511136	277072	523034	384136	126
5/2019	MI 7	WI 7	TR	132632	511136	277072	521178	28883	300
5/2019	MI 7	WI 7	TR	132639	511136	277072	510041	11661	13
5/2019	MI 7	WI 7	TR	132639	511136	277072	521012	40226	102
5/2019	MI 7	WI 7	TR	132639	511136	277072	521164	28842	614
5/2019	MI 7	WI 7	TR	132639	511136	277072	521246	28844	13
5/2019	MI 7	WI 7	TR	132639	511136	277072	521266	28702	80
5/2019	MI 7	WI 7	TR	132639	511136	277072	521322	28868	216
5/2019	MI 7	WI 7	TR	132639	511136	277072	521676	100052	92
5/2019	MI 7	WI 7	TR	132639	511136	277072	521784	28720	161
5/2019	MI 7	WI 7	TR	132639	511136	277072	523034	384136	11
5/2019	MI 7	WI 7	TR	132665	510005	246067	523034	384136	69
5/2019	MI 7	WI 7	TR	132665	511136	277072	523034	384136	139
5/2019	MI 7	WI 7	TR	132669	511136	277072	521650	269472	90
5/2019	MI 7	WI 7	TR	132669	511136	277072	521654	284917	70
5/2019	MI 7	WI 7	TR	132669	511136	277072	523032	384134	71



VASCR351

**ANR Pipeline Company
Transportation Services
Fuel By Route Analysis**

Reporting Year: *January - December 2019*
Production 05/2019

<u>Production Period</u>	<u>Receipt Segment</u>	<u>Delivery Segment</u>	<u>Service Class</u>	<u>Svc Req. Contract</u>	<u>Receipt Location</u>	<u>Receipt Loc Prop</u>	<u>Delivery Location</u>	<u>Delivery Loc Prop</u>	<u>Fuel Quantity</u>
5/2019	MI 7	WI 7	TR	132669	511136	277072	523034	384136	71
5/2019	MI 7	WI 7	TR	132669	511136	277072	523035	387791	182
5/2019	MI 7	WI 7	TR	132670	505108	243097	521650	269472	26
5/2019	MI 7	WI 7	TR	132670	511136	277072	521650	269472	139
5/2019	MI 7	WI 7	TR	132670	511136	277072	521654	284917	111
5/2019	MI 7	WI 7	TR	132670	511136	277072	523032	384134	388
5/2019	MI 7	WI 7	TR	132670	511136	277072	523034	384136	312
5/2019	MI 7	WI 7	TR	132670	511136	277072	523042	439345	277
5/2019	MI 7	WI 7	TR	132675	511136	277072	521654	284917	26
5/2019	MI 7	WI 7	TR	132682	505038	153808	521650	269472	8
5/2019	MI 7	WI 7	TR	132682	505038	153808	523042	439345	15
5/2019	MI 7	WI 7	TR	132682	505108	243097	523034	384136	55
5/2019	MI 7	WI 7	TR	132682	510005	246067	521164	28842	11
5/2019	MI 7	WI 7	TR	132682	510005	246067	521246	28844	5
5/2019	MI 7	WI 7	TR	132682	510005	246067	521288	28670	10
5/2019	MI 7	WI 7	TR	132682	510005	246067	521314	28661	13
5/2019	MI 7	WI 7	TR	132682	510005	246067	521784	28720	3
5/2019	MI 7	WI 7	TR	132682	510005	246067	523034	384136	29
5/2019	MI 7	WI 7	TR	132682	510005	246067	523035	387791	56
5/2019	MI 7	WI 7	TR	132682	511136	277072	521164	28842	53
5/2019	MI 7	WI 7	TR	132682	511136	277072	521246	28844	5
5/2019	MI 7	WI 7	TR	132682	511136	277072	521260	36867	1
5/2019	MI 7	WI 7	TR	132682	511136	277072	521314	28661	40
5/2019	MI 7	WI 7	TR	132682	511136	277072	521784	28720	19
5/2019	MI 7	WI 7	TR	132682	511136	277072	523032	384134	11
5/2019	MI 7	WI 7	TR	132682	511136	277072	523034	384136	342
5/2019	MI 7	WI 7	TR	132682	511136	277072	523035	387791	145
5/2019	MI 7	WI 7	TR	132684	505108	243097	521314	28661	69
5/2019	MI 7	WI 7	TR	132684	505108	243097	521650	269472	139
5/2019	MI 7	WI 7	TR	132684	505108	243097	523042	439345	35
5/2019	MI 7	WI 7	TR	132684	510005	246067	523032	384134	51
5/2019	MI 7	WI 7	TR	132684	511136	277072	521654	284917	35
5/2019	MI 7	WI 7	TR	132684	511136	277072	523032	384134	22



VASCR351

**ANR Pipeline Company
Transportation Services
Fuel By Route Analysis**

Reporting Year: *January - December 2019*
Production *05/2019*

<u>Production Period</u>	<u>Receipt Segment</u>	<u>Delivery Segment</u>	<u>Service Class</u>	<u>Svc Req Contract</u>	<u>Receipt Location</u>	<u>Receipt Loc Prop</u>	<u>Delivery Location</u>	<u>Delivery Loc Prop</u>	<u>Fuel Quantity</u>
5/2019	MI 7	WI 7	TR	132684	511136	277072	523034	384136	234
5/2019	MI 7	WI 7	TR	132684	511136	277072	523042	439345	37
5/2019	MI 7	WI 7	TR	132684	521985	278172	523034	384136	76
5/2019	MI 7	WI 7	TR	132685	505108	243097	510006	28808	35
5/2019	MI 7	WI 7	TR	132685	505108	243097	523032	384134	68
5/2019	MI 7	WI 7	TR	132685	510005	246067	523032	384134	16
5/2019	MI 7	WI 7	TR	132685	510005	246067	523034	384136	11
5/2019	MI 7	WI 7	TR	132685	510005	246067	523035	387791	72
5/2019	MI 7	WI 7	TR	132685	511136	277072	521650	269472	207
5/2019	MI 7	WI 7	TR	132685	511136	277072	523032	384134	15
5/2019	MI 7	WI 7	TR	132685	511136	277072	523034	384136	69
5/2019	MI 7	WI 7	TR	132685	511136	277072	523035	387791	3
5/2019	MI 7	WI 7	TR	132685	521985	278172	505597	505597	34
5/2019	MI 7	WI 7	TR	132686	505108	243097	523032	384134	22
5/2019	MI 7	WI 7	TR	132686	510005	246067	523032	384134	184
5/2019	MI 7	WI 7	TR	132686	510005	246067	523034	384136	120
5/2019	MI 7	WI 7	TR	132686	511136	277072	521164	28842	20
5/2019	MI 7	WI 7	TR	132686	511136	277072	521246	28844	4
5/2019	MI 7	WI 7	TR	132686	511136	277072	523032	384134	272
5/2019	MI 7	WI 7	TR	132686	511136	277072	523034	384136	196
5/2019	MI 7	WI 7	TR	132686	511136	277072	523035	387791	196
5/2019	MI 7	WI 7	TR	132722	511136	277072	521178	28883	31
5/2019	MI 7	WI 7	TR	132722	511136	277072	521300	28739	186
5/2019	MI 7	WI 7	TR	132723	511136	277072	521300	28739	93
5/2019	MI 7	WI 7	TR	132724	511136	277072	521300	28739	31
5/2019	MI 7	WI 7	TR	132724	511136	277072	521794	28870	62
5/2019	MI 7	WI 7	TR	132725	511136	277072	521164	28842	3
5/2019	MI 7	WI 7	TR	132725	511136	277072	521314	28661	142
5/2019	MI 7	WI 7	TR	132744	510005	246067	523034	384136	85
5/2019	MI 7	WI 7	TR	132744	511136	277072	523034	384136	35
5/2019	MI 7	WI 7	TR	132747	511136	277072	521012	40226	148
5/2019	MI 7	WI 7	TR	132747	511136	277072	521180	28875	90
5/2019	MI 7	WI 7	TR	132747	511136	277072	521220	28766	189



VASCR351

**ANR Pipeline Company
Transportation Services
Fuel By Route Analysis**

Reporting Year: *January - December 2019*
Production 05/2019

<u>Production Period</u>	<u>Receipt Segment</u>	<u>Delivery Segment</u>	<u>Service Class</u>	<u>Svc Req Contract</u>	<u>Receipt Location</u>	<u>Receipt Loc Prop</u>	<u>Delivery Location</u>	<u>Delivery Loc Prop</u>	<u>Fuel Quantity</u>
5/2019	MI 7	WI 7	TR	132747	511136	277072	521240	28759	62
5/2019	MI 7	WI 7	TR	132747	511136	277072	521246	28844	90
5/2019	MI 7	WI 7	TR	132747	511136	277072	521250	28841	87
5/2019	MI 7	WI 7	TR	132747	511136	277072	521266	28702	95
5/2019	MI 7	WI 7	TR	132747	511136	277072	521314	28661	291
5/2019	MI 7	WI 7	TR	132747	511136	277072	521322	28868	62
5/2019	MI 7	WI 7	TR	132747	511136	277072	521328	28763	142
5/2019	MI 7	WI 7	TR	132747	511136	277072	521330	28761	62
5/2019	MI 7	WI 7	TR	132747	511136	277072	521336	28738	71
5/2019	MI 7	WI 7	TR	132747	511136	277072	521350	28660	126
5/2019	MI 7	WI 7	TR	132747	511136	277072	521676	100052	135
5/2019	MI 7	WI 7	TR	132747	511136	277072	521786	28798	83
5/2019	MI 7	WI 7	TR	132747	511136	277072	521814	36934	177
5/2019	MI 7	WI 7	TR	132811	505108	243097	521314	28661	69
5/2019	MI 7	WI 7	TR	132811	505108	243097	523034	384136	154
5/2019	MI 7	WI 7	TR	132811	510005	246067	523034	384136	1,169
5/2019	MI 7	WI 7	TR	132811	511136	277072	505597	505597	96
5/2019	MI 7	WI 7	TR	132811	511136	277072	510033	28873	58
5/2019	MI 7	WI 7	TR	132811	511136	277072	523034	384136	1,940
5/2019	MI 7	WI 7	TR	132811	521985	278172	523034	384136	10
5/2019	MI 7	WI 7	TR	132812	511136	277072	523034	384136	693
5/2019	MI 7	WI 7	TR	132817	511136	277072	521164	28842	170
5/2019	MI 7	WI 7	TR	132817	511136	277072	521174	28778	13
5/2019	MI 7	WI 7	TR	132817	511136	277072	523034	384136	7
5/2019	MI 7	WI 7	TR	132831	505108	243097	523034	384136	55
5/2019	MI 7	WI 7	TR	132831	511136	277072	523034	384136	69
5/2019	MI 7	WI 7	TS	123061	505038	153808	521396	150407	10
5/2019	MI 7	WI 7	TS	123220	505038	153808	521392	28730	21
Segment Subtotal									
5/2019	MW 5	MW 6	TR	126199	510016	5751	521442	4607	2
Segment Subtotal									
5/2019	MW 6	MI 7	TR	750	505014	139246	505038	153808	201



VASCR351

ANR Pipeline Company Transportation Services Fuel By Route Analysis

Reporting Year: January - December 2019
Production 05/2019

<u>Production Period</u>	<u>Receipt Segment</u>	<u>Delivery Segment</u>	<u>Service Class</u>	<u>Svc Req Contract</u>	<u>Receipt Location</u>	<u>Receipt Loc Prop</u>	<u>Delivery Location</u>	<u>Delivery Loc Prop</u>	<u>Fuel Quantity</u>
5/2019	MW 6	MI 7	TR	108985	505005	139233	505038	153808	29
5/2019	MW 6	MI 7	TR	123405	505013	139241	505038	153808	679
5/2019	MW 6	MI 7	TR	132602	521420	4602	505038	153808	123
5/2019	MW 6	MI 7	TR	132612	521482	4741	505038	153808	15
	Segment Subtotal								1,047
5/2019	MW 6	MW 6	TR	111803	505286	153727	521646	261475	84
5/2019	MW 6	MW 6	TR	127106	505286	153727	521914	40412	263
5/2019	MW 6	MW 6	TR	132416	505286	153727	505578	1402365	358
5/2019	MW 6	MW 6	TS	109148	513104	513104	521566	12977	25
5/2019	MW 6	MW 6	TS	109171	513104	513104	521428	40193	24
5/2019	MW 6	MW 6	TS	123056	513104	513104	521504	4856	3
5/2019	MW 6	MW 6	TS	123059	513104	513104	521424	13215	12
5/2019	MW 6	MW 6	TS	123065	513104	513104	521430	40195	39
5/2019	MW 6	MW 6	TS	123242	513104	513104	521426	40183	25
5/2019	MW 6	MW 6	TS	128874	513104	513104	521422	12976	24
5/2019	MW 6	MW 6	TS	131548	513104	513104	521524	3973	66
	Segment Subtotal								923
5/2019	SE 1	ME 2	TR	126586	505264	68285	505606	505606	233
5/2019	SE 1	ME 2	TR	126586	513078	766184	505606	505606	261
	Segment Subtotal								494
5/2019	SE 1	SE 1	TR	114632	511164	186900	521682	28554	800
5/2019	SE 1	SE 1	TR	132158	511164	186900	521682	28554	2,302
5/2019	SE 1	SE 1	TR	132586	511164	186900	521682	28554	68
	Segment Subtotal								3,170
5/2019	SE 1	SE 2	TR	118861	512196	22040	505358	345116	96
5/2019	SE 1	SE 2	TR	131280	511164	186900	523018	322625	51
	Segment Subtotal								147
5/2019	SE 2	ME 2	TR	106309	505002	103565	521594	20666	955
5/2019	SE 2	ME 2	TR	114655	505002	103565	521044	261572	21
5/2019	SE 2	ME 2	TR	122803	505002	103565	523073	1292823	238
5/2019	SE 2	ME 2	TR	126586	505002	103565	505606	505606	9,249



VASCR351

**ANR Pipeline Company
Transportation Services
Fuel By Route Analysis**

Reporting Year: *January - December 2019*
Production 05/2019

<u>Production Period</u>	<u>Receipt Segment</u>	<u>Delivery Segment</u>	<u>Service Class</u>	<u>Svc Req Contract</u>	<u>Receipt Location</u>	<u>Receipt Loc Prop</u>	<u>Delivery Location</u>	<u>Delivery Loc Prop</u>	<u>Fuel Quantity</u>
5/2019	SE 2	ME 2	TR	126586	505002	103565	521044	261572	555
5/2019	SE 2	ME 2	TR	126586	505002	103565	521644	274229	1,168
5/2019	SE 2	ME 2	TR	126586	505002	103565	523054	490941	445
5/2019	SE 2	ME 2	TR	126922	505002	103565	521612	261477	403
5/2019	SE 2	ME 2	TR	132696	505002	103565	523069	1055519	53
		Segment Subtotal							13,087
5/2019	SE 2	ME 3	TR	108031	505002	103565	521688	153708	692
5/2019	SE 2	ME 3	TR	124945	505002	103565	521626	40184	660
5/2019	SE 2	ME 3	TR	124946	505002	103565	521626	40184	165
5/2019	SE 2	ME 3	TR	132390	505002	103565	521626	40184	93
5/2019	SE 2	ME 3	TR	132459	505002	103565	521626	40184	31
5/2019	SE 2	ME 3	TR	132644	505002	103565	505392	356048	39
5/2019	SE 2	ME 3	TR	132648	505002	103565	521552	16265	37
5/2019	SE 2	ME 3	TR	132650	505002	103565	505392	356048	239
5/2019	SE 2	ME 3	TR	132654	505002	103565	505392	356048	101
5/2019	SE 2	ME 3	TR	132668	505002	103565	505392	356048	212
5/2019	SE 2	ME 3	TR	132668	505002	103565	505573	1400988	199
5/2019	SE 2	ME 3	TR	132673	505002	103565	505573	1400988	31
5/2019	SE 2	ME 3	TR	132676	505002	103565	521552	16265	40
5/2019	SE 2	ME 3	TR	132676	505002	103565	521620	16118	208
5/2019	SE 2	ME 3	TR	132704	505002	103565	521552	16265	55
5/2019	SE 2	ME 3	TR	132790	505002	103565	505573	1400988	4
5/2019	SE 2	ME 3	TS	109138	505002	103565	505011	139239	976
5/2019	SE 2	ME 3	TS	109190	505002	103565	505009	139237	381
5/2019	SE 2	ME 3	TS	123608	505002	103565	521560	4481	24
		Segment Subtotal							4,187
5/2019	SE 2	MI 7	TR	106310	505002	103565	505038	153808	382
5/2019	SE 2	MI 7	TR	132387	505002	103565	521118	11578	1
5/2019	SE 2	MI 7	TR	132387	505002	103565	521138	11680	25
5/2019	SE 2	MI 7	TR	132387	505002	103565	521670	40468	1
5/2019	SE 2	MI 7	TR	132387	505002	103565	521932	138744	223
5/2019	SE 2	MI 7	TR	132389	505002	103565	521932	138744	155



VASCR351

**ANR Pipeline Company
Transportation Services
Fuel By Route Analysis**

Reporting Year: *January - December 2019*
Production *05/2019*

<u>Production Period</u>	<u>Receipt Segment</u>	<u>Delivery Segment</u>	<u>Service Class</u>	<u>Svc Req Contract</u>	<u>Receipt Location</u>	<u>Receipt Loc Prop</u>	<u>Delivery Location</u>	<u>Delivery Loc Prop</u>	<u>Fuel Quantity</u>
5/2019	SE 2	MI 7	TR	132392	505002	103565	505038	153808	214
5/2019	SE 2	MI 7	TR	132392	505002	103565	521118	11578	149
5/2019	SE 2	MI 7	TR	132392	505002	103565	521122	11751	1
5/2019	SE 2	MI 7	TR	132392	505002	103565	521124	11562	1
5/2019	SE 2	MI 7	TR	132392	505002	103565	521138	11680	2
5/2019	SE 2	MI 7	TR	132392	505002	103565	521670	40468	16
5/2019	SE 2	MI 7	TR	132392	505002	103565	521932	138744	97
5/2019	SE 2	MI 7	TR	132392	505002	103565	505038	153808	38
5/2019	SE 2	MI 7	TR	132407	505002	103565	505038	153808	114
5/2019	SE 2	MI 7	TR	132411	505002	103565	505038	153808	155
5/2019	SE 2	MI 7	TR	132439	505002	103565	505038	153808	93
5/2019	SE 2	MI 7	TR	132452	505002	103565	505038	153808	28
5/2019	SE 2	MI 7	TR	132455	505002	103565	505038	153808	54
5/2019	SE 2	MI 7	TR	132455	505002	103565	521016	4196	96
5/2019	SE 2	MI 7	TR	132455	505002	103565	521932	138744	116
5/2019	SE 2	MI 7	TR	132644	505002	103565	521098	108641	81
5/2019	SE 2	MI 7	TR	132654	505002	103565	505020	139252	418
5/2019	SE 2	MI 7	TR	132668	505002	103565	505020	139252	9,339
5/2019	SE 2	MI 7	TR	132768	505002	103565	505017	139249	117
5/2019	SE 2	MI 7	TR	132768	505002	103565	521014	153852	11,916
5/2019	SE 2	SE 1	TR	115656	505002	103565	523064	766185	155
5/2019	SE 2	SE 1	TR	120616	505545	1250766	523075	1387567	296
5/2019	SE 2	SE 1	TR	120917	505002	103565	523064	766185	116
5/2019	SE 2	SE 1	TR	129981	505002	103565	520010	7695	58
5/2019	SE 2	SE 1	TR	129981	505002	103565	523075	1387567	1,199
5/2019	SE 2	SE 1	TR	129981	510023	233907	523075	1387567	70
5/2019	SE 2	SE 1	TR	132158	505002	103565	521682	28554	21,764
5/2019	SE 2	SE 1	TR	132453	505002	103565	521036	186899	31
	Segment Subtotal	Segment Subtotal							23,689
5/2019	SE 2	SE 2	TR	120575	505002	103565	505358	345116	24
5/2019	SE 2	SE 2	TR	120616	505545	1250766	521662	233620	19
5/2019	SE 2	SE 2	TR	120969	505002	103565	523072	1261146	44



VASCR351

**ANR Pipeline Company
Transportation Services
Fuel By Route Analysis**

Reporting Year: *January - December 2019*
Production **05/2019**

<u>Production Period</u>	<u>Receipt Segment</u>	<u>Delivery Segment</u>	<u>Service Class</u>	<u>Svc Req Contract</u>	<u>Receipt Location</u>	<u>Receipt Loc Prop</u>	<u>Delivery Location</u>	<u>Delivery Loc Prop</u>	<u>Fuel Quantity</u>
5/2019	SE 2	SE 2	TR	126736	505002	103565	523018	322625	113
5/2019	SE 2	SE 2	TR	129163	505002	103565	520004	10369	1,243
5/2019	SE 2	SE 2	TR	129163	505002	103565	520009	10111	192
5/2019	SE 2	SE 2	TR	129163	505002	103565	520011	218192	2,505
5/2019	SE 2	SE 2	TR	129163	505002	103565	521632	42593	6,569
5/2019	SE 2	SE 2	TR	129163	505002	103565	521662	233620	1,494
5/2019	SE 2	SE 2	TR	129163	505002	103565	522130	38295	1,304
5/2019	SE 2	SE 2	TR	129163	505002	103565	523050	467240	336
5/2019	SE 2	SE 2	TR	129163	505002	103565	523063	742883	29
5/2019	SE 2	SE 2	TR	129163	505002	103565	523092	523092	3,729
5/2019	SE 2	SE 2	TR	129163	505545	1250766	520004	10369	721
5/2019	SE 2	SE 2	TR	129163	505545	1250766	520006	40317	53
5/2019	SE 2	SE 2	TR	129163	505545	1250766	520009	10111	96
5/2019	SE 2	SE 2	TR	129163	505545	1250766	520011	218192	101
5/2019	SE 2	SE 2	TR	129163	505545	1250766	521632	42593	5,460
5/2019	SE 2	SE 2	TR	129163	505545	1250766	521662	233620	14
5/2019	SE 2	SE 2	TR	129163	505545	1250766	522130	38295	3,810
5/2019	SE 2	SE 2	TR	129163	505545	1250766	523050	467240	69
5/2019	SE 2	SE 2	TR	129163	505545	1250766	523092	523092	61
5/2019	SE 2	SE 2	TR	129954	505002	103565	521632	42593	4,144
5/2019	SE 2	SE 2	TR	129954	505002	103565	521662	233620	656
5/2019	SE 2	SE 2	TR	129954	505002	103565	523018	322625	225
5/2019	SE 2	SE 2	TR	129954	505002	103565	523063	742883	1,275
5/2019	SE 2	SE 2	TR	129981	505002	103565	520009	10111	31
5/2019	SE 2	SE 2	TR	129981	505002	103565	521662	233620	175
5/2019	SE 2	SE 2	TR	129981	505545	1250766	520004	10369	33
5/2019	SE 2	SE 2	TR	129981	505545	1250766	520009	10111	62
5/2019	SE 2	SE 2	TR	129981	505545	1250766	521632	42593	51
5/2019	SE 2	SE 2	TR	129981	505545	1250766	521662	233620	570
5/2019	SE 2	SE 2	TR	129981	505545	1250766	523050	467240	42
5/2019	SE 2	SE 2	TR	129982	505002	103565	520009	10111	23
5/2019	SE 2	SE 2	TR	129982	505002	103565	523018	322625	888
5/2019	SE 2	SE 2	TR	129982	505545	1250766	520004	10369	65



VASCR351

ANR Pipeline Company Transportation Services Fuel By Route Analysis

Reporting Year: *January - December 2019*
Production *05/2019*

<u>Production Period</u>	<u>Receipt Segment</u>	<u>Delivery Segment</u>	<u>Service Class</u>	<u>Svc Req Contract</u>	<u>Receipt Location</u>	<u>Receipt Loc Prop</u>	<u>Delivery Location</u>	<u>Delivery Loc Prop</u>	<u>Fuel Quantity</u>
5/2019	SE 2	SE 2	TR	129982	505545	1250766	521632	42593	263
5/2019	SE 2	SE 2	TR	129982	510023	233907	521632	42593	72
5/2019	SE 2	SE 2	TR	129982	510023	233907	521662	233620	60
5/2019	SE 2	SE 2	TR	129982	510023	233907	523018	322625	45
5/2019	SE 2	SE 2	TR	129987	505002	103565	520006	40317	52
5/2019	SE 2	SE 2	TR	129987	505002	103565	520009	10111	2,452
5/2019	SE 2	SE 2	TR	129987	505002	103565	520011	218192	2,237
5/2019	SE 2	SE 2	TR	129987	505002	103565	521632	42593	3,019
5/2019	SE 2	SE 2	TR	129987	505002	103565	522130	38295	496
5/2019	SE 2	SE 2	TR	129987	505002	103565	523063	742883	273
5/2019	SE 2	SE 2	TR	129987	505545	1250766	520004	10369	112
5/2019	SE 2	SE 2	TR	129987	505545	1250766	520006	40317	167
5/2019	SE 2	SE 2	TR	129987	505545	1250766	520009	10111	174
5/2019	SE 2	SE 2	TR	129987	505545	1250766	520011	218192	896
5/2019	SE 2	SE 2	TR	129987	505545	1250766	521632	42593	368
5/2019	SE 2	SE 2	TR	129987	505545	1250766	522130	38295	3,180
5/2019	SE 2	SE 2	TR	130009	505002	103565	520009	10111	899
5/2019	SE 2	SE 2	TR	130009	505002	103565	521632	42593	4,472
5/2019	SE 2	SE 2	TR	130071	505002	103565	520009	10111	35
5/2019	SE 2	SE 2	TR	130071	505002	103565	521662	233620	1,705
5/2019	SE 2	SE 2	TR	131279	505002	103565	521662	233620	124
5/2019	SE 2	SE 2	TR	131983	505002	103565	523018	322625	1,798
5/2019	SE 2	SE 2	TR	132585	505002	103565	523091	523091	295
5/2019	SE 2	SE 2	TR	132585	510023	233907	520004	10369	6
5/2019	SE 2	SE 2	TR	132585	510023	233907	521632	42593	101
5/2019	SE 2	SE 2	TR	132585	510023	233907	522130	38295	1,148
5/2019	SE 2	SE 2	TR	132585	510023	233907	523018	322625	101
5/2019	SE 2	SE 2	TR	132585	510023	233907	523063	742883	32
5/2019	SE 2	SE 2	TR	132585	510023	233907	523091	523091	12
5/2019	SE 2	SE 2	TR	132585	510023	233907	522130	38295	512
5/2019	SE 2	SE 2	TR	132585	513075	742882	523018	322625	55
5/2019	SE 2	SE 2	TR	132585	513075	742882	523018	322625	122
5/2019	SE 2	SE 2	TR	132585	513075	742882	523091	523091	3
5/2019	SE 2	SE 2	TR	132586	505545	1250766	521632	42593	



VASCR351

ANR Pipeline Company Transportation Services Fuel By Route Analysis

Reporting Year: *January - December 2019*
Production *05/2019*

<u>Production Period</u>	<u>Receipt Segment</u>	<u>Delivery Segment</u>	<u>Service Class</u>	<u>Svc Req Contract</u>	<u>Receipt Location</u>	<u>Receipt Loc Prop</u>	<u>Delivery Location</u>	<u>Delivery Loc Prop</u>	<u>Fuel Quantity</u>
5/2019	SW 4	MI 7	TR	104404	505003	103702	505038	153808	29,921
5/2019	SW 4	MI 7	TR	108304	505003	103702	505030	139369	19,375
5/2019	SW 4	MI 7	TR	109422	505003	103702	505031	139371	45
5/2019	SW 4	MI 7	TR	109422	505003	103702	521118	11578	5,066
5/2019	SW 4	MI 7	TR	109511	505003	103702	521104	40849	32,302
5/2019	SW 4	MI 7	TR	110505	505003	103702	521080	138675	4,368
5/2019	SW 4	MI 7	TR	110505	505003	103702	521932	138744	2,321
5/2019	SW 4	MI 7	TR	110506	505003	103702	521016	4196	1,070
5/2019	SW 4	MI 7	TR	110506	505003	103702	521080	138675	1,471
5/2019	SW 4	MI 7	TR	110506	505003	103702	521932	138744	167
5/2019	SW 4	MI 7	TR	110507	505003	103702	521080	138675	651
5/2019	SW 4	MI 7	TR	114532	505003	103702	505038	153808	3,269
5/2019	SW 4	MI 7	TR	114532	505003	103702	521008	11616	303
5/2019	SW 4	MI 7	TR	114532	505003	103702	521116	42078	83
5/2019	SW 4	MI 7	TR	114532	505003	103702	521118	11578	1,800
5/2019	SW 4	MI 7	TR	114532	505003	103702	521122	11751	1,396
5/2019	SW 4	MI 7	TR	114532	505003	103702	521124	11562	1,208
5/2019	SW 4	MI 7	TR	114532	505003	103702	521142	40477	1,386
5/2019	SW 4	MI 7	TR	114532	505003	103702	521146	11785	8
5/2019	SW 4	MI 7	TR	114532	505003	103702	521162	11748	1,189
5/2019	SW 4	MI 7	TR	114532	505003	103702	521634	11566	75
5/2019	SW 4	MI 7	TR	114532	505003	103702	521690	40892	114
5/2019	SW 4	MI 7	TR	114532	505003	103702	521985	278172	617
5/2019	SW 4	MI 7	TR	114723	505003	103702	505038	153808	6
5/2019	SW 4	MI 7	TR	116837	505003	103702	505108	243097	996
5/2019	SW 4	MI 7	TR	116837	505003	103702	521932	138744	28
5/2019	SW 4	MI 7	TR	116837	505003	103702	521985	278172	1,668
5/2019	SW 4	MI 7	TR	118861	505003	103702	505108	243097	8
5/2019	SW 4	MI 7	TR	118861	505003	103702	511136	277072	7,196
5/2019	SW 4	MI 7	TR	120604	505003	103702	511136	277072	3,674
5/2019	SW 4	MI 7	TR	120673	505003	103702	521985	278172	18
5/2019	SW 4	MI 7	TR	120948	505003	103702	511136	277072	4,955
5/2019	SW 4	MI 7	TR	122067	505003	103702	521116	42078	17,998



**ANR Pipeline Company
Transportation Services
Fuel By Route Analysis**

VASCR351

Reporting Year: *January - December 2019*
Production 05/2019

<u>Production Period</u>	<u>Receipt Segment</u>	<u>Delivery Segment</u>	<u>Service Class</u>	<u>Svc Req Contract</u>	<u>Receipt Location</u>	<u>Receipt Loc Prop</u>	<u>Delivery Location</u>	<u>Delivery Loc Prop</u>	<u>Fuel Quantity</u>
5/2019	SW 4	MI 7	TR	122247	505003	103702	521110	11803	2,163
5/2019	SW 4	MI 7	TR	122247	505003	103702	521116	42078	17,212
5/2019	SW 4	MI 7	TR	124950	505003	103702	505038	153808	1,200
5/2019	SW 4	MI 7	TR	124950	505003	103702	521932	138744	2,520
5/2019	SW 4	MI 7	TR	126266	505003	103702	505541	1181282	29
5/2019	SW 4	MI 7	TR	126522	505003	103702	505038	153808	3,902
5/2019	SW 4	MI 7	TR	126522	505003	103702	505587	505587	6,448
5/2019	SW 4	MI 7	TR	127117	505003	103702	521992	40419	3,180
5/2019	SW 4	MI 7	TR	128775	505003	103702	505038	153808	2,815
5/2019	SW 4	MI 7	TR	131162	505003	103702	511136	277072	8,021
5/2019	SW 4	MI 7	TR	131177	505003	103702	505038	153808	19,373
5/2019	SW 4	MI 7	TR	131177	505003	103702	505108	243097	3,224
5/2019	SW 4	MI 7	TR	131177	505003	103702	510005	246067	18
5/2019	SW 4	MI 7	TR	131177	505003	103702	521014	153852	1,874
5/2019	SW 4	MI 7	TR	131177	505003	103702	521016	4196	638
5/2019	SW 4	MI 7	TR	131177	505003	103702	521116	42078	876
5/2019	SW 4	MI 7	TR	131177	505003	103702	521118	11578	10,008
5/2019	SW 4	MI 7	TR	131177	505003	103702	521142	40477	624
5/2019	SW 4	MI 7	TR	131177	505003	103702	521634	11566	6,685
5/2019	SW 4	MI 7	TR	131177	505003	103702	521690	40892	2,706
5/2019	SW 4	MI 7	TR	131177	505003	103702	521932	138744	11,894
5/2019	SW 4	MI 7	TR	131644	505003	103702	505038	153808	2,193
5/2019	SW 4	MI 7	TR	131644	505003	103702	521985	278172	887
5/2019	SW 4	MI 7	TR	132361	505003	103702	521932	138744	31
5/2019	SW 4	MI 7	TR	132366	505003	103702	521932	138744	186
5/2019	SW 4	MI 7	TR	132402	505003	103702	505038	153808	3,529
5/2019	SW 4	MI 7	TR	132402	505003	103702	511136	277072	100
5/2019	SW 4	MI 7	TR	132403	505003	103702	505038	153808	2,356
5/2019	SW 4	MI 7	TR	132410	505003	103702	505038	153808	62
5/2019	SW 4	MI 7	TR	132423	505003	103702	521016	4196	502
5/2019	SW 4	MI 7	TR	132423	505003	103702	521080	138675	1,093
5/2019	SW 4	MI 7	TR	132462	505003	103702	505038	153808	4,402
5/2019	SW 4	MI 7	TR	132466	505003	103702	521932	138744	31



VASCR351

ANR Pipeline Company Transportation Services Fuel By Route Analysis

Reporting Year: *January - December 2019*
Production *05/2019*

<u>Production Period</u>	<u>Receipt Segment</u>	<u>Delivery Segment</u>	<u>Service Class</u>	<u>Svc Req Contract</u>	<u>Receipt Location</u>	<u>Receipt Loc Prop</u>	<u>Delivery Location</u>	<u>Delivery Loc Prop</u>	<u>Fuel Quantity</u>
5/2019	SW 4	MI 7	TR	132490	505003	103702	521932	138744	31
5/2019	SW 4	MI 7	TR	132499	505003	103702	521932	138744	31
5/2019	SW 4	MI 7	TR	132587	505003	103702	521116	42078	1,666
5/2019	SW 4	MI 7	TR	132587	505003	103702	521932	138744	252
5/2019	SW 4	MI 7	TR	132587	505003	103702	521985	278172	3,259
5/2019	SW 4	MI 7	TR	132601	505003	103702	505038	153808	1,122
5/2019	SW 4	MI 7	TR	132770	505003	103702	505017	139249	15,500
5/2019	SW 4	MI 7	TR	132822	505003	103702	505017	139249	3,336
5/2019	SW 4	MI 7	TR	132823	505003	103702	505017	139249	832
5/2019	SW 4	MI 7	TR	132830	505003	103702	505017	139249	1,875
Segment Subtotal									
5/2019	SW 4	MW 5	TR	111657	505003	103702	521656	284918	1,940
5/2019	SW 4	MW 5	TR	125574	505003	103702	523079	1395865	1,899
5/2019	SW 4	MW 5	TR	126266	505003	103702	521408	12999	124
5/2019	SW 4	MW 5	TR	126266	505003	103702	521656	284918	66
5/2019	SW 4	MW 5	TS	123146	505003	103702	521596	5227	102
5/2019	SW 4	MW 5	TS	123148	505003	103702	505015	139247	978
5/2019	SW 4	MW 5	TS	123174	505003	103702	521398	5588	55
5/2019	SW 4	MW 5	TS	123218	505003	103702	521602	5658	23
Segment Subtotal									
5/2019	SW 4	MW 6	TR	700	505003	103702	505014	139246	5,187
5/2019	SW 4	MW 6	TR	108861	505003	103702	521498	4857	2,108
5/2019	SW 4	MW 6	TR	108986	505003	103702	505005	139233	692
5/2019	SW 4	MW 6	TR	108986	505003	103702	521658	3605	565
5/2019	SW 4	MW 6	TR	108986	505003	103702	521914	40412	305
5/2019	SW 4	MW 6	TR	110185	505003	103702	505013	139241	786
5/2019	SW 4	MW 6	TR	110185	505003	103702	521086	103709	273
5/2019	SW 4	MW 6	TR	110185	505003	103702	521470	4738	5,006
5/2019	SW 4	MW 6	TR	110185	505003	103702	521482	4741	1,362
5/2019	SW 4	MW 6	TR	111803	505003	103702	521646	261475	763
5/2019	SW 4	MW 6	TR	114532	505003	103702	521400	13135	270
5/2019	SW 4	MW 6	TR	114532	505003	103702	521420	4602	19
5/2019	SW 4	MW 6	TR						290



VASCR351

ANR Pipeline Company Transportation Services Fuel By Route Analysis

Reporting Year: *January - December 2019*
Production **05/2019**

<u>Production Period</u>	<u>Receipt Segment</u>	<u>Delivery Segment</u>	<u>Service Class</u>	<u>Svc Req Contract</u>	<u>Receipt Location</u>	<u>Receipt Loc Prop</u>	<u>Delivery Location</u>	<u>Delivery Loc Prop</u>	<u>Fuel Quantity</u>
5/2019	SW 4	MW 6	TR	114532	505003	103702	521434	4619	671
5/2019	SW 4	MW 6	TR	114532	505003	103702	521470	4738	1,026
5/2019	SW 4	MW 6	TR	114532	505003	103702	521506	3797	1
5/2019	SW 4	MW 6	TR	115815	505003	103702	521438	4614	5,151
5/2019	SW 4	MW 6	TR	123406	505003	103702	505013	139241	3,875
5/2019	SW 4	MW 6	TR	123406	505003	103702	521434	4619	337
5/2019	SW 4	MW 6	TR	123406	505003	103702	521470	4738	93
5/2019	SW 4	MW 6	TR	123850	505003	103702	521428	40193	1,333
5/2019	SW 4	MW 6	TR	126199	513042	385402	521442	4607	90
5/2019	SW 4	MW 6	TR	126199	513042	385402	521470	4738	1
5/2019	SW 4	MW 6	TR	126266	505003	103702	521400	13135	203
5/2019	SW 4	MW 6	TR	126266	505003	103702	523078	1394871	6,093
5/2019	SW 4	MW 6	TR	126494	505003	103702	521438	4614	4,557
5/2019	SW 4	MW 6	TR	126522	505003	103702	505013	139241	1,072
5/2019	SW 4	MW 6	TR	127009	505003	103702	523078	1394871	91,421
5/2019	SW 4	MW 6	TR	128775	505003	103702	521434	4619	813
5/2019	SW 4	MW 6	TR	132416	505003	103702	505578	1402365	1,676
5/2019	SW 4	MW 6	TR	132416	505003	103702	521400	13135	232
5/2019	SW 4	MW 6	TR	132416	505003	103702	521434	4619	656
5/2019	SW 4	MW 6	TR	132416	505003	103702	521436	4561	171
5/2019	SW 4	MW 6	TR	132416	505003	103702	521482	4741	1,521
5/2019	SW 4	MW 6	TR	132416	505003	103702	521608	171759	31
5/2019	SW 4	MW 6	TR	132416	505003	103702	521914	40412	4,012
5/2019	SW 4	MW 6	TR	132423	505003	103702	521440	4616	897
5/2019	SW 4	MW 6	TR	132423	511132	90017	521440	4616	2,693
5/2019	SW 4	MW 6	TR	132511	505003	103702	521420	4602	31
5/2019	SW 4	MW 6	TR	132516	505003	103702	521434	4619	561
5/2019	SW 4	MW 6	TR	132516	505003	103702	521482	4741	502
5/2019	SW 4	MW 6	TR	132605	505003	103702	521420	4602	2,588
5/2019	SW 4	MW 6	TR	132703	513042	385402	521442	4607	69
5/2019	SW 4	MW 6	TR	132703	513042	385402	521470	4738	23
5/2019	SW 4	MW 6	TS	109148	505003	103702	521566	12977	317
5/2019	SW 4	MW 6	TS	109171	505003	103702	521428	40193	230



VASCR351

ANR Pipeline Company Transportation Services Fuel By Route Analysis

Reporting Year: January - December 2019
Production 05/2019

<u>Production Period</u>	<u>Receipt Segment</u>	<u>Delivery Segment</u>	<u>Service Class</u>	<u>Svc Req Contract</u>	<u>Receipt Location</u>	<u>Receipt Loc Prop</u>	<u>Delivery Location</u>	<u>Delivery Loc Prop</u>	<u>Fuel Quantity</u>
5/2019	SW 4	MW 6	TS	110863	505003	103702	521608	171759	392
5/2019	SW 4	MW 6	TS	123056	505003	103702	521504	4856	33
5/2019	SW 4	MW 6	TS	123057	505003	103702	521502	4747	282
5/2019	SW 4	MW 6	TS	123059	505003	103702	521424	13215	109
5/2019	SW 4	MW 6	TS	123065	505003	103702	521430	40195	344
5/2019	SW 4	MW 6	TS	123147	505003	103702	505029	139367	2,034
5/2019	SW 4	MW 6	TS	123151	505003	103702	521498	4857	31
5/2019	SW 4	MW 6	TS	123203	505003	103702	521500	4693	357
5/2019	SW 4	MW 6	TS	123214	505003	103702	521598	4564	98
5/2019	SW 4	MW 6	TS	123215	505003	103702	521494	4605	818
5/2019	SW 4	MW 6	TS	123216	505003	103702	521492	4604	1,159
5/2019	SW 4	MW 6	TS	123217	505003	103702	521418	12991	1,019
5/2019	SW 4	MW 6	TS	123221	505003	103702	521496	4689	485
5/2019	SW 4	MW 6	TS	123222	505003	103702	521526	3969	84
5/2019	SW 4	MW 6	TS	123242	505003	103702	521426	40183	183
5/2019	SW 4	MW 6	TS	128874	505003	103702	521422	12976	181
5/2019	SW 4	MW 6	TS	131548	505003	103702	521524	3973	724
	Segment Subtotal								153,719
5/2019	SW 4	SW 1	TR	119817	505003	103702	523060	736566	18
5/2019	SW 4	SW 1	TR	119817	505003	103702	523061	737783	24
5/2019	SW 4	SW 1	TR	120629	510034	187481	523061	737783	714
	Segment Subtotal								756
5/2019	SW 4	SW 3	TR	126028	505003	103702	521070	221448	1
	Segment Subtotal								1
5/2019	SW 4	SW 4	TR	115706	510034	187481	521642	237023	288
5/2019	SW 4	SW 4	TR	121075	505003	103702	510011	16435	9
5/2019	SW 4	SW 4	TR	123915	505003	103702	521664	174769	14
5/2019	SW 4	SW 4	TR	131713	505003	103702	521020	34887	1,243
5/2019	SW 4	SW 4	TR	132446	505003	103702	521040	234898	6
	Segment Subtotal								1,560
5/2019	SW 4	SW 5	TR	120629	510034	187481	522116	278352	186



VASCR351

**ANR Pipeline Company
Transportation Services
Fuel By Route Analysis**

Reporting Year: January - December 2019
Production 05/2019

<u>Production Period</u>	<u>Receipt Segment</u>	<u>Delivery Segment</u>	<u>Service Class</u>	<u>Svc Req Contract</u>	<u>Receipt Location</u>	<u>Receipt Loc Prop</u>	<u>Delivery Location</u>	<u>Delivery Loc Prop</u>	<u>Fuel Quantity</u>
	Segment Subtotal								
5/2019	SW 4	W17	TR	800	505003	103702	505025	139257	186
5/2019	SW 4	W17	TR	5450	505003	103702	505026	139258	7,803
5/2019	SW 4	W17	TR	104404	505003	103702	521314	28661	2,201
5/2019	SW 4	W17	TR	106209	505003	103702	510033	28873	14,683
5/2019	SW 4	W17	TR	108268	505003	103702	505016	139248	5,454
5/2019	SW 4	W17	TR	110506	505003	103702	521610	261574	12,927
5/2019	SW 4	W17	TR	114532	505003	103702	521164	28842	3,740
5/2019	SW 4	W17	TR	114532	505003	103702	521174	28778	2,274
5/2019	SW 4	W17	TR	114532	505003	103702	521610	261574	728
5/2019	SW 4	W17	TR	114532	505003	103702	521654	284917	4
5/2019	SW 4	W17	TR	114532	505003	103702	523032	384134	366
5/2019	SW 4	W17	TR	114532	505003	103702	523035	387791	1,435
5/2019	SW 4	W17	TR	115269	505003	103702	505437	395744	1,689
5/2019	SW 4	W17	TR	117331	505003	103702	505021	139253	36,760
5/2019	SW 4	W17	TR	120673	505003	103702	521654	284917	13,908
5/2019	SW 4	W17	TR	120673	505003	103702	523032	384134	2
5/2019	SW 4	W17	TR	120948	505003	103702	521034	183670	28
5/2019	SW 4	W17	TR	126266	505003	103702	521172	28846	4
5/2019	SW 4	W17	TR	126266	505003	103702	521246	28844	678
5/2019	SW 4	W17	TR	126266	505003	103702	521314	28661	112
5/2019	SW 4	W17	TR	126266	505003	103702	521394	36936	4
5/2019	SW 4	W17	TR	126266	505003	103702	521810	36869	19
5/2019	SW 4	W17	TR	127117	505003	103702	505437	395744	745
5/2019	SW 4	W17	TR	129880	505003	103702	521650	269472	116,161
5/2019	SW 4	W17	TR	129880	505003	103702	523032	384134	1,664
5/2019	SW 4	W17	TR	129880	505003	103702	523042	439345	11,648
5/2019	SW 4	W17	TR	131162	505003	103702	523034	384136	12,282
5/2019	SW 4	W17	TR	131177	505003	103702	521168	28834	5,000
5/2019	SW 4	W17	TR	131177	505003	103702	521176	28859	217
5/2019	SW 4	W17	TR	131177	505003	103702	521180	28875	62
5/2019	SW 4	W17	TR	131177	505003	103702	521182	28854	31
5/2019	SW 4	W17	TR	131177	505003	103702	521198	28782	775
5/2019	SW 4	W17	TR	131177	505003	103702	521198	28782	93



VASCR351

ANR Pipeline Company Transportation Services Fuel By Route Analysis

Reporting Year: *January - December 2019*
Production *05/2019*

<u>Production Period</u>	<u>Receipt Segment</u>	<u>Delivery Segment</u>	<u>Service Class</u>	<u>Svc Req Contract</u>	<u>Receipt Location</u>	<u>Receipt Loc Prop</u>	<u>Delivery Location</u>	<u>Delivery Loc Prop</u>	<u>Fuel Quantity</u>
5/2019	SW 4	WI 7	TR	131177	505003	103702	521200	28679	31
5/2019	SW 4	WI 7	TR	131177	505003	103702	521208	28780	403
5/2019	SW 4	WI 7	TR	131177	505003	103702	521212	28882	248
5/2019	SW 4	WI 7	TR	131177	505003	103702	521214	40197	403
5/2019	SW 4	WI 7	TR	131177	505003	103702	521302	28747	62
5/2019	SW 4	WI 7	TR	131177	505003	103702	521316	28831	124
5/2019	SW 4	WI 7	TR	131177	505003	103702	521324	28794	310
5/2019	SW 4	WI 7	TR	131177	505003	103702	521344	28734	62
5/2019	SW 4	WI 7	TR	131177	505003	103702	521356	28774	527
5/2019	SW 4	WI 7	TR	131177	505003	103702	521374	28662	62
5/2019	SW 4	WI 7	TR	131177	505003	103702	521384	174789	31
5/2019	SW 4	WI 7	TR	131177	505003	103702	523034	384136	29,247
5/2019	SW 4	WI 7	TR	131177	505003	103702	523035	387791	1,376
5/2019	SW 4	WI 7	TR	131644	505003	103702	521164	28842	6,990
5/2019	SW 4	WI 7	TR	131644	505003	103702	521174	28778	1,352
5/2019	SW 4	WI 7	TR	131644	505003	103702	521654	284917	595
5/2019	SW 4	WI 7	TR	131644	505003	103702	523032	384134	1,079
5/2019	SW 4	WI 7	TR	131644	505003	103702	523034	384136	7,865
5/2019	SW 4	WI 7	TR	132402	505003	103702	523035	387791	3,715
5/2019	SW 4	WI 7	TR	132471	505003	103702	521012	40226	8,889
5/2019	SW 4	WI 7	TR	132471	505003	103702	521164	28842	705
5/2019	SW 4	WI 7	TR	132471	505003	103702	521266	28702	879
5/2019	SW 4	WI 7	TR	132471	505003	103702	521314	28661	1,380
5/2019	SW 4	WI 7	TR	132471	505003	103702	521676	100052	15,136
5/2019	SW 4	WI 7	TR	132471	505003	103702	521784	28720	197
5/2019	SW 4	WI 7	TR	132587	505003	103702	521164	28842	1,021
5/2019	SW 4	WI 7	TR	132587	505003	103702	521266	28702	417
5/2019	SW 4	WI 7	TR	132587	505003	103702	521654	28702	834
5/2019	SW 4	WI 7	TR	132587	505003	103702	521654	284917	208
5/2019	SW 4	WI 7	TR	132587	505003	103702	523032	384134	657
5/2019	SW 4	WI 7	TR	132587	505003	103702	523034	384136	6,041
5/2019	SW 4	WI 7	TR	132587	505003	103702	523035	387791	6,042
5/2019	SW 4	WI 7	TR	132606	505003	103702	523034	384136	12,927



VASCR351

ANR Pipeline Company Transportation Services Fuel By Route Analysis

Reporting Year: January - December 2019
Production 05/2019

<u>Production Period</u>	<u>Receipt Segment</u>	<u>Delivery Segment</u>	<u>Service Class</u>	<u>Svc Req Contract</u>	<u>Receipt Location</u>	<u>Receipt Loc Prop</u>	<u>Delivery Location</u>	<u>Delivery Loc Prop</u>	<u>Fuel Quantity</u>
5/2019	SW 4	WI 7	TR	132679	505003	103702	521246	28844	3,441
5/2019	SW 4	WI 7	TR	132815	505003	103702	521610	261574	465
5/2019	SW 4	WI 7	TR	132816	505003	103702	521610	261574	799
5/2019	SW 4	WI 7	TS	123061	505003	103702	521396	150407	133
5/2019	SW 4	WI 7	TS	123220	505003	103702	521392	28730	741
		Segment Subtotal							368,891
5/2019	WI 7	MI 7	TR	106211	510033	28873	505038	153808	899
5/2019	WI 7	MI 7	TR	107879	510033	28873	505038	153808	88
5/2019	WI 7	MI 7	TR	110904	510006	28808	505038	153808	1,671
5/2019	WI 7	MI 7	TR	111813	521266	28702	505038	153808	34
5/2019	WI 7	MI 7	TR	112565	523032	384134	505038	153808	246
5/2019	WI 7	MI 7	TR	113186	523032	384134	505038	153808	832
5/2019	WI 7	MI 7	TR	113239	510006	28808	505038	153808	245
5/2019	WI 7	MI 7	TR	114532	510006	28808	505038	153808	38
5/2019	WI 7	MI 7	TR	114532	510006	28808	521634	11566	25
5/2019	WI 7	MI 7	TR	114532	510006	28808	521985	278172	3
5/2019	WI 7	MI 7	TR	114532	510033	28873	505038	153808	56
5/2019	WI 7	MI 7	TR	114532	510033	28873	521985	278172	2
5/2019	WI 7	MI 7	TR	117338	521262	36868	505038	153808	22
5/2019	WI 7	MI 7	TR	117358	505021	139253	505038	153808	31
5/2019	WI 7	MI 7	TR	120571	510041	11661	505038	153808	10,819
5/2019	WI 7	MI 7	TR	126338	523032	384134	505038	153808	288
5/2019	WI 7	MI 7	TR	129399	510033	28873	511136	277072	245
5/2019	WI 7	MI 7	TR	130795	510006	28808	521985	278172	111
5/2019	WI 7	MI 7	TR	130795	510033	28873	521985	278172	231
5/2019	WI 7	MI 7	TR	130795	510041	11661	521985	278172	70
5/2019	WI 7	MI 7	TR	131221	510041	11661	505038	153808	8
5/2019	WI 7	MI 7	TR	131221	510041	11661	521116	42078	5
5/2019	WI 7	MI 7	TR	131221	510041	11661	521606	216654	8
5/2019	WI 7	MI 7	TR	131642	510006	28808	505038	153808	133
5/2019	WI 7	MI 7	TR	131642	510006	28808	521008	11616	16
5/2019	WI 7	MI 7	TR	131642	510006	28808	521116	42078	22
5/2019	WI 7	MI 7	TR	131642	510006	28808	521142	40477	4



VASCR351

ANR Pipeline Company Transportation Services Fuel By Route Analysis

Reporting Year: *January - December 2019*
Production **05/2019**

<u>Production Period</u>	<u>Receipt Segment</u>	<u>Delivery Segment</u>	<u>Service Class</u>	<u>Svc Req Contract</u>	<u>Receipt Location</u>	<u>Receipt Loc Prop</u>	<u>Delivery Location</u>	<u>Delivery Loc Prop</u>	<u>Fuel Quantity</u>
5/2019	WI 7	MI 7	TR	131642	510006	28808	521634	11566	1
5/2019	WI 7	MI 7	TR	131642	510006	28808	521985	278172	37
5/2019	WI 7	MI 7	TR	131642	510033	28873	505038	153808	301
5/2019	WI 7	MI 7	TR	131642	510041	11661	505038	153808	77
5/2019	WI 7	MI 7	TR	131988	510006	28808	521030	282436	112
5/2019	WI 7	MI 7	TR	131992	510041	11661	521080	138675	181
5/2019	WI 7	MI 7	TR	132082	510006	28808	505038	153808	3
5/2019	WI 7	MI 7	TR	132082	510006	28808	521606	216654	16
5/2019	WI 7	MI 7	TR	132082	510033	28873	505038	153808	6
5/2019	WI 7	MI 7	TR	132082	510041	11661	521118	11578	5
5/2019	WI 7	MI 7	TR	132083	510006	28808	505038	153808	8
5/2019	WI 7	MI 7	TR	132083	510033	28873	505038	153808	3
5/2019	WI 7	MI 7	TR	132083	510041	11661	521162	11748	10
5/2019	WI 7	MI 7	TR	132095	510033	28873	505038	153808	620
5/2019	WI 7	MI 7	TR	132245	510041	11661	521985	278172	2
5/2019	WI 7	MI 7	TR	132509	513129	513129	505108	243097	34
5/2019	WI 7	MI 7	TR	132544	510033	28873	521985	278172	2,526
5/2019	WI 7	MI 7	TR	132582	510006	28808	521080	138675	47
5/2019	WI 7	MI 7	TR	132590	510006	28808	505038	153808	70
5/2019	WI 7	MI 7	TR	132590	510006	28808	511136	277072	72
5/2019	WI 7	MI 7	TR	132595	510006	28808	505038	153808	684
5/2019	WI 7	MI 7	TR	132615	510033	28873	505038	153808	233
5/2019	WI 7	MI 7	TR	132615	510033	28873	521008	11616	841
5/2019	WI 7	MI 7	TR	132662	510006	28808	505038	153808	9
5/2019	WI 7	MI 7	TR	132663	510006	28808	505038	153808	712
5/2019	WI 7	MI 7	TR	132663	510006	28808	505541	1181282	64
5/2019	WI 7	MI 7	TR	132663	510006	28808	511136	277072	43
5/2019	WI 7	MI 7	TR	132663	510006	28808	521058	282435	14
5/2019	WI 7	MI 7	TR	132663	510006	28808	523014	318733	68
5/2019	WI 7	MI 7	TR	132663	510033	28873	505038	153808	428
5/2019	WI 7	MI 7	TR	132663	510033	28873	521058	282435	17
5/2019	WI 7	MI 7	TR	132663	510033	28873	523014	318733	75
5/2019	WI 7	MI 7	TR	132682	510006	28808	521985	278172	40



VASCR351

ANR Pipeline Company Transportation Services Fuel By Route Analysis

Prepared: 2/19/2020 3:28:04PM
Page 439 of 966

Reporting Year: January - December 2019
Production 05/2019

<u>Production Period</u>	<u>Receipt Segment</u>	<u>Delivery Segment</u>	<u>Service Class</u>	<u>Svc Req Contract</u>	<u>Receipt Location</u>	<u>Receipt Loc Prop</u>	<u>Delivery Location</u>	<u>Delivery Loc Prop</u>	<u>Fuel Quantity</u>
5/2019	WI 7	MI 7	TR	132682	510033	28873	505038	153808	15
5/2019	WI 7	MI 7	TR	132682	510033	28873	521008	11616	4
5/2019	WI 7	MI 7	TR	132682	510041	11661	505038	153808	5
5/2019	WI 7	MI 7	TR	132684	505597	505597	511136	277072	77
5/2019	WI 7	MI 7	TR	132684	505597	505597	521985	278172	49
5/2019	WI 7	MI 7	TR	132684	510006	28808	505108	243097	66
5/2019	WI 7	MI 7	TR	132684	510006	28808	511136	277072	62
5/2019	WI 7	MI 7	TR	132684	510006	28808	521985	278172	27
5/2019	WI 7	MI 7	TR	132685	510041	11661	521985	278172	124
5/2019	WI 7	MI 7	TR	132717	510033	28873	511136	277072	5
5/2019	WI 7	MI 7	TR	132718	510006	28808	521634	11566	178
5/2019	WI 7	MI 7	TR	132806	510006	28808	505038	153808	395
5/2019	WI 7	MI 7	TR	132806	510006	28808	521634	11566	68
5/2019	WI 7	MI 7	TR	132806	510006	28808	521985	278172	25
5/2019	WI 7	MI 7	TR	132806	510033	28873	505038	153808	228
5/2019	WI 7	MI 7	TR	132806	510033	28873	521008	11616	20
5/2019	WI 7	MI 7	TR	132806	510033	28873	523052	467243	1
5/2019	WI 7	MI 7	TR	132806	510041	11661	505038	153808	31
	Segment Subtotal								24,891
5/2019	WI 7	MW 6	TR	126199	510006	28808	521442	4607	19
5/2019	WI 7	MW 6	TR	132703	510006	28808	521442	4607	8
	Segment Subtotal								27
5/2019	WI 7	WI 7	TR	107879	510033	28873	505023	139255	159
5/2019	WI 7	WI 7	TR	111200	510006	28808	521812	40304	48
5/2019	WI 7	WI 7	TR	111730	510006	28808	521164	28842	105
5/2019	WI 7	WI 7	TR	111730	523034	384136	521164	28842	241
5/2019	WI 7	WI 7	TR	112565	523032	384134	521650	269472	204
5/2019	WI 7	WI 7	TR	113239	510006	28808	505025	139257	28
5/2019	WI 7	WI 7	TR	113884	510033	28873	521174	28778	61
5/2019	WI 7	WI 7	TR	113884	510033	28873	521178	28883	285
5/2019	WI 7	WI 7	TR	113884	510033	28873	521302	28747	60
5/2019	WI 7	WI 7	TR	113922	510033	28873	521196	28771	221



VASCR351

ANR Pipeline Company Transportation Services Fuel By Route Analysis

Reporting Year: *January - December 2019*
Production *05/2019*

<u>Production Period</u>	<u>Receipt Segment</u>	<u>Delivery Segment</u>	<u>Service Class</u>	<u>Svc Req Contract</u>	<u>Receipt Location</u>	<u>Receipt Loc Prop</u>	<u>Delivery Location</u>	<u>Delivery Loc Prop</u>	<u>Fuel Quantity</u>
5/2019	WI 7	WI 7	TR	113922	510033	28873	521218	28865	235
5/2019	WI 7	WI 7	TR	113922	510033	28873	521302	28747	153
5/2019	WI 7	WI 7	TR	113987	510033	28873	521178	28883	380
5/2019	WI 7	WI 7	TR	113987	510033	28873	521302	28747	29
5/2019	WI 7	WI 7	TR	113987	510033	28873	521676	100052	22
5/2019	WI 7	WI 7	TR	114532	510006	28808	521164	28842	2
5/2019	WI 7	WI 7	TR	114532	510006	28808	521610	261574	42
5/2019	WI 7	WI 7	TR	114532	510033	28873	521164	28842	154
5/2019	WI 7	WI 7	TR	114532	510033	28873	521174	28778	51
5/2019	WI 7	WI 7	TR	114823	510033	28873	521266	28702	240
5/2019	WI 7	WI 7	TR	117332	510006	28808	505021	139253	334
5/2019	WI 7	WI 7	TR	122248	510033	28873	521108	11702	4,495
5/2019	WI 7	WI 7	TR	126181	523034	384136	521164	28842	30
5/2019	WI 7	WI 7	TR	126190	510033	28873	521034	183670	22
5/2019	WI 7	WI 7	TR	126190	510033	28873	523034	384136	8
5/2019	WI 7	WI 7	TR	126190	510033	28873	523041	395460	316
5/2019	WI 7	WI 7	TR	128408	510006	28808	521260	36867	42
5/2019	WI 7	WI 7	TR	128408	510033	28873	521302	28747	214
5/2019	WI 7	WI 7	TR	129749	510033	28873	521302	28747	6
5/2019	WI 7	WI 7	TR	129750	510006	28808	521260	36867	63
5/2019	WI 7	WI 7	TR	129750	510033	28873	521302	28747	21
5/2019	WI 7	WI 7	TR	129750	510033	28873	521676	100052	2
5/2019	WI 7	WI 7	TR	129753	513130	513130	521260	36867	98
5/2019	WI 7	WI 7	TR	129756	510033	28873	521302	28747	20
5/2019	WI 7	WI 7	TR	129763	510033	28873	521178	28883	5
5/2019	WI 7	WI 7	TR	129763	510033	28873	521302	28747	66
5/2019	WI 7	WI 7	TR	129764	510033	28873	521178	28883	26
5/2019	WI 7	WI 7	TR	129764	510033	28873	521302	28747	96
5/2019	WI 7	WI 7	TR	129777	510033	28873	521266	28702	25
5/2019	WI 7	WI 7	TR	129777	510033	28873	521302	28747	197
5/2019	WI 7	WI 7	TR	129777	510033	28873	521676	100052	505
5/2019	WI 7	WI 7	TR	129777	510033	28873	521812	40304	2
5/2019	WI 7	WI 7	TR	129887	510033	28873	521172	28846	779



VASCR351

**ANR Pipeline Company
Transportation Services
Fuel By Route Analysis**

Reporting Year: *January - December 2019*
Production **05/2019**

<u>Production Period</u>	<u>Receipt Segment</u>	<u>Delivery Segment</u>	<u>Service Class</u>	<u>Svc Req Contract</u>	<u>Receipt Location</u>	<u>Receipt Loc Prop</u>	<u>Delivery Location</u>	<u>Delivery Loc Prop</u>	<u>Fuel Quantity</u>
5/2019	WI 7	WI 7	TR	130317	510006	28808	521164	28842	69
5/2019	WI 7	WI 7	TR	130317	510033	28873	521178	28883	69
5/2019	WI 7	WI 7	TR	130317	510041	11661	521178	28883	35
5/2019	WI 7	WI 7	TR	130317	510041	11661	521330	28761	18
5/2019	WI 7	WI 7	TR	130795	510006	28808	521164	28842	18
5/2019	WI 7	WI 7	TR	130795	510006	28808	521246	28844	8
5/2019	WI 7	WI 7	TR	130795	510006	28808	521260	36867	3
5/2019	WI 7	WI 7	TR	130795	510006	28808	521288	28670	35
5/2019	WI 7	WI 7	TR	130795	510006	28808	521314	28661	39
5/2019	WI 7	WI 7	TR	130795	510006	28808	523035	387791	76
5/2019	WI 7	WI 7	TR	130795	510033	28873	521164	28842	277
5/2019	WI 7	WI 7	TR	130795	510033	28873	521246	28844	5
5/2019	WI 7	WI 7	TR	130795	510033	28873	521260	36867	26
5/2019	WI 7	WI 7	TR	130795	510033	28873	521288	28670	115
5/2019	WI 7	WI 7	TR	130795	510033	28873	521300	28739	68
5/2019	WI 7	WI 7	TR	130795	510033	28873	521314	28661	423
5/2019	WI 7	WI 7	TR	130795	510033	28873	521784	28720	109
5/2019	WI 7	WI 7	TR	130795	510033	28873	523032	384134	182
5/2019	WI 7	WI 7	TR	130795	510033	28873	523035	387791	434
5/2019	WI 7	WI 7	TR	130795	510033	28873	523042	439345	9
5/2019	WI 7	WI 7	TR	130795	510041	11661	523032	384134	9
5/2019	WI 7	WI 7	TR	130795	510041	11661	523034	384136	12
5/2019	WI 7	WI 7	TR	130795	510041	11661	523035	387791	74
5/2019	WI 7	WI 7	TR	131221	510033	28873	521168	28834	62
5/2019	WI 7	WI 7	TR	131221	510033	28873	521172	28846	1,858
5/2019	WI 7	WI 7	TR	131221	510033	28873	521174	28778	1,747
5/2019	WI 7	WI 7	TR	131221	510033	28873	521188	28862	189
5/2019	WI 7	WI 7	TR	131221	510033	28873	521200	28679	31
5/2019	WI 7	WI 7	TR	131221	510033	28873	521218	28865	31
5/2019	WI 7	WI 7	TR	131221	510033	28873	521240	28759	62
5/2019	WI 7	WI 7	TR	131221	510041	11661	521012	40226	47
5/2019	WI 7	WI 7	TR	131221	510041	11661	521174	28778	182
5/2019	WI 7	WI 7	TR	131221	510041	11661	521246	28844	393



VASCR351

ANR Pipeline Company Transportation Services Fuel By Route Analysis

Reporting Year: *January - December 2019*
Production *05/2019*

<u>Production Period</u>	<u>Receipt Segment</u>	<u>Delivery Segment</u>	<u>Service Class</u>	<u>Svc Req Contract</u>	<u>Receipt Location</u>	<u>Receipt Loc Prop</u>	<u>Delivery Location</u>	<u>Delivery Loc Prop</u>	<u>Fuel Quantity</u>
5/2019	W17	W17	TR	131221	510041	11661	521252	28779	135
5/2019	W17	W17	TR	131221	510041	11661	521260	36867	14
5/2019	W17	W17	TR	131221	510041	11661	521266	28702	11
5/2019	W17	W17	TR	131221	510041	11661	521298	28736	1
5/2019	W17	W17	TR	131221	510041	11661	521302	28747	3
5/2019	W17	W17	TR	131221	510041	11661	521314	28661	5
5/2019	W17	W17	TR	131221	510041	11661	521316	28831	3
5/2019	W17	W17	TR	131221	510041	11661	521322	28868	1
5/2019	W17	W17	TR	131221	510041	11661	521324	28794	1
5/2019	W17	W17	TR	131221	510041	11661	521374	28662	2
5/2019	W17	W17	TR	131221	510041	11661	521784	28720	169
5/2019	W17	W17	TR	131221	510041	11661	521786	28798	6
5/2019	W17	W17	TR	131221	510041	11661	521812	40304	1
5/2019	W17	W17	TR	131221	510041	11661	521814	36934	7
5/2019	W17	W17	TR	131642	510006	28808	523032	384134	9
5/2019	W17	W17	TR	131642	510006	28808	523035	387791	4
5/2019	W17	W17	TR	131644	510006	28808	523032	384134	411
5/2019	W17	W17	TR	131644	510033	28873	523034	384136	1,009
5/2019	W17	W17	TR	131644	510033	28873	523035	387791	21
5/2019	W17	W17	TR	131644	510041	11661	521174	28778	136
5/2019	W17	W17	TR	131644	510041	11661	523034	384136	135
5/2019	W17	W17	TR	131644	510041	11661	523035	387791	178
5/2019	W17	W17	TR	131644	510041	11661	521288	28670	27
5/2019	W17	W17	TR	131940	510006	28808	521164	28842	31
5/2019	W17	W17	TR	131940	510041	11661	521314	28661	4
5/2019	W17	W17	TR	131940	510041	11661	521164	28842	36
5/2019	W17	W17	TR	131942	513127	513127	521164	28842	80
5/2019	W17	W17	TR	131992	510041	11661	521610	261574	38
5/2019	W17	W17	TR	132083	510033	28873	521610	261574	8
5/2019	W17	W17	TR	132243	510041	11661	521252	28779	26
5/2019	W17	W17	TR	132243	510041	11661	521610	261574	1
5/2019	W17	W17	TR	132245	510041	11661	521012	40226	96
5/2019	W17	W17	TR	132245	510041	11661	521252	28779	149



**ANR Pipeline Company
Transportation Services
Fuel By Route Analysis**

VASCR351

Reporting Year: *January - December 2019*
Production 05/2019

<u>Production Period</u>	<u>Receipt Segment</u>	<u>Delivery Segment</u>	<u>Service Class</u>	<u>Svc Req Contract</u>	<u>Receipt Location</u>	<u>Receipt Loc Prop</u>	<u>Delivery Location</u>	<u>Delivery Loc Prop</u>	<u>Fuel Quantity</u>
5/2019	W17	W17	TR	132245	510041	11661	521610	261574	1
5/2019	W17	W17	TR	132402	510006	28808	523034	384136	676
5/2019	W17	W17	TR	132504	510033	28873	521266	28702	31
5/2019	W17	W17	TR	132544	510033	28873	523032	384134	831
5/2019	W17	W17	TR	132582	510006	28808	521034	183670	8
5/2019	W17	W17	TR	132582	510033	28873	521034	183670	64
5/2019	W17	W17	TR	132582	510033	28873	521178	28883	3
5/2019	W17	W17	TR	132582	510033	28873	521314	28661	550
5/2019	W17	W17	TR	132582	510033	28873	523034	384136	32
5/2019	W17	W17	TR	132587	510041	11661	523032	384134	312
5/2019	W17	W17	TR	132587	510041	11661	523034	384136	104
5/2019	W17	W17	TR	132590	510006	28808	521314	28661	291
5/2019	W17	W17	TR	132590	510006	28808	523034	384136	646
5/2019	W17	W17	TR	132639	510006	28808	521164	28842	10
5/2019	W17	W17	TR	132639	510033	28873	521176	28859	186
5/2019	W17	W17	TR	132639	510033	28873	521178	28883	934
5/2019	W17	W17	TR	132639	510033	28873	521180	28875	433
5/2019	W17	W17	TR	132639	510033	28873	521186	42139	72
5/2019	W17	W17	TR	132639	510033	28873	521260	36867	1,868
5/2019	W17	W17	TR	132639	510033	28873	521302	28747	537
5/2019	W17	W17	TR	132663	510006	28808	521178	28883	3
5/2019	W17	W17	TR	132669	510041	11661	523032	384134	81
5/2019	W17	W17	TR	132669	510041	11661	523034	384136	33
5/2019	W17	W17	TR	132669	510041	11661	523035	387791	69
5/2019	W17	W17	TR	132682	510006	28808	521654	284917	68
5/2019	W17	W17	TR	132682	510006	28808	523032	384134	280
5/2019	W17	W17	TR	132682	510006	28808	523034	384136	183
5/2019	W17	W17	TR	132682	510006	28808	523035	387791	69
5/2019	W17	W17	TR	132682	510033	28873	521650	269472	63
5/2019	W17	W17	TR	132682	510033	28873	521654	284917	67
5/2019	W17	W17	TR	132682	510033	28873	523032	384134	38
5/2019	W17	W17	TR	132682	510033	28873	523034	384136	6
5/2019	W17	W17	TR	132682	510033	28873	523035	387791	67



VASCR351

ANR Pipeline Company Transportation Services Fuel By Route Analysis

Reporting Year: January - December 2019
Production 05/2019

<u>Production Period</u>	<u>Receipt Segment</u>	<u>Delivery Segment</u>	<u>Service Class</u>	<u>Svc Req Contract</u>	<u>Receipt Location</u>	<u>Receipt Loc Prop</u>	<u>Delivery Location</u>	<u>Delivery Loc Prop</u>	<u>Fuel Quantity</u>
5/2019	W17	W17	TR	132682	510041	11661	521164	28842	5
5/2019	W17	W17	TR	132682	510041	11661	521246	28844	5
5/2019	W17	W17	TR	132682	510041	11661	521260	36867	1
5/2019	W17	W17	TR	132682	510041	11661	521314	28661	27
5/2019	W17	W17	TR	132682	510041	11661	521654	284917	20
5/2019	W17	W17	TR	132682	510041	11661	521784	28720	8
5/2019	W17	W17	TR	132682	510041	11661	523032	384134	60
5/2019	W17	W17	TR	132682	510041	11661	523034	384136	415
5/2019	W17	W17	TR	132682	510041	11661	523032	384134	1
5/2019	W17	W17	TR	132684	505597	505597	523042	439345	50
5/2019	W17	W17	TR	132684	510006	28808	523032	384134	185
5/2019	W17	W17	TR	132684	510041	11661	523034	384136	176
5/2019	W17	W17	TR	132684	510041	11661	523035	387791	126
5/2019	W17	W17	TR	132684	510041	11661	523042	439345	17
5/2019	W17	W17	TR	132685	505597	505597	521654	284917	104
5/2019	W17	W17	TR	132685	505597	505597	523032	384134	77
5/2019	W17	W17	TR	132685	505597	505597	523034	384136	59
5/2019	W17	W17	TR	132685	510033	28873	521650	269472	18
5/2019	W17	W17	TR	132685	510041	11661	523032	384134	86
5/2019	W17	W17	TR	132686	505597	505597	523034	384136	50
5/2019	W17	W17	TR	132686	510006	28808	523032	384134	103
5/2019	W17	W17	TR	132686	510006	28808	523034	384136	11
5/2019	W17	W17	TR	132686	510033	28873	521164	28842	45
5/2019	W17	W17	TR	132686	510033	28873	521246	28844	25
5/2019	W17	W17	TR	132686	510033	28873	523032	384134	126
5/2019	W17	W17	TR	132686	510033	28873	523034	384136	162
5/2019	W17	W17	TR	132686	510033	28873	523035	387791	90
5/2019	W17	W17	TR	132686	510041	11661	523032	384134	17
5/2019	W17	W17	TR	132686	510041	11661	523034	384136	81
5/2019	W17	W17	TR	132806	510033	28873	523032	384134	32
5/2019	W17	W17	TR	132811	505597	505597	510033	28873	15
5/2019	W17	W17	TR	132811	505597	505597	523034	384136	232
5/2019	W17	W17	TR	132811	510006	28808	523034	384136	242



VASCR351

**ANR Pipeline Company
Transportation Services
Fuel By Route Analysis**

Reporting Year: *January - December 2019*
Production 05/2019

<u>Production Period</u>	<u>Receipt Segment</u>	<u>Delivery Segment</u>	<u>Service Class</u>	<u>Svc Req Contract</u>	<u>Receipt Location</u>	<u>Receipt Loc Prop</u>	<u>Delivery Location</u>	<u>Delivery Loc Prop</u>	<u>Fuel Quantity</u>
5/2019	WI 7	WI 7	TR	132811	510033	28873	523034	384136	72
5/2019	WI 7	WI 7	TR	132811	510041	11661	523034	384136	596
Segment Subtotal									31,520
Total for 05/2019									1,881,685



VASCR351

ANR Pipeline Company Transportation Services Fuel By Route Analysis

Reporting Year: *January - December 2019*
Production *06/2019*

<u>Production Period</u>	<u>Receipt Segment</u>	<u>Delivery Segment</u>	<u>Service Class</u>	<u>Svc Req Contract</u>	<u>Receipt Location</u>	<u>Receipt Loc Prop</u>	<u>Delivery Location</u>	<u>Delivery Loc Prop</u>	<u>Fuel Quantity</u>
6/2019	ME 2	ME 2	TR	104491	513084	803184	521982	283195	60
6/2019	ME 2	ME 2	TR	114655	505226	153719	521044	261572	521
6/2019	ME 2	ME 2	TR	114655	513062	490940	521044	261572	2,885
6/2019	ME 2	ME 2	TR	114656	505226	153719	521644	274229	295
6/2019	ME 2	ME 2	TR	114656	513062	490940	521044	261572	42
6/2019	ME 2	ME 2	TR	114656	513062	490940	521644	274229	2,262
6/2019	ME 2	ME 2	TR	124160	513090	927982	505606	505606	364
6/2019	ME 2	ME 2	TR	126586	505226	153719	505606	505606	677
6/2019	ME 2	ME 2	TR	126586	513062	490940	505606	505606	1,840
6/2019	ME 2	ME 2	TR	129483	513084	803184	521536	20046	295
6/2019	ME 2	ME 2	TR	130590	513084	803184	523069	1055519	125
6/2019	ME 2	ME 2	TR	132585	513090	927982	505606	505606	23
6/2019	ME 2	ME 2	TR	132586	513090	927982	521644	274229	16
6/2019	ME 2	ME 2	TR	132590	513083	803183	523054	490941	30
6/2019	ME 2	ME 2	TR	132590	513084	803184	513090	927982	1,104
6/2019	ME 2	ME 2	TR	132590	513084	803184	523054	490941	8,886
6/2019	ME 2	ME 2	TR	132696	513084	803184	521536	20046	5
6/2019	ME 2	ME 2	TR	132696	513084	803184	523069	1055519	78
6/2019	ME 2	ME 2	TR	132696	513084	803184	523083	1402187	1,020
		Segment Subtotal							20,528
6/2019	ME 2	ME 3	TR	132635	513084	803184	521552	16265	90
6/2019	ME 2	ME 3	TS	123081	513084	803184	521568	4280	29
6/2019	ME 2	ME 3	TS	123608	513084	803184	521560	4481	120
		Segment Subtotal							239
6/2019	ME 2	MI 7	TR	106308	521594	20666	505038	153808	127
6/2019	ME 2	MI 7	TR	118249	513090	927982	505038	153808	2
6/2019	ME 2	MI 7	TR	132635	513084	803184	505020	139252	720
		Segment Subtotal							849
6/2019	ME 2	MW 6	TR	118249	513090	927982	505578	1402365	53
		Segment Subtotal							53
6/2019	ME 3	ME 3	TR	110506	513085	742252	521620	16118	144



VASCR351

**ANR Pipeline Company
Transportation Services
Fuel By Route Analysis**

Reporting Year: *January - December 2019*
Production 06/2019

<u>Production Period</u>	<u>Receipt Segment</u>	<u>Delivery Segment</u>	<u>Service Class</u>	<u>Svc Req Contract</u>	<u>Receipt Location</u>	<u>Receipt Loc Prop</u>	<u>Delivery Location</u>	<u>Delivery Loc Prop</u>	<u>Fuel Quantity</u>
6/2019	ME 3	ME 3	TR	115126	505227	153721	505564	1389346	114
6/2019	ME 3	ME 3	TR	118863	505227	153721	521986	277052	283
6/2019	ME 3	ME 3	TR	126846	513085	742252	521092	4475	900
6/2019	ME 3	ME 3	TR	126846	513105	513105	521092	4475	6
6/2019	ME 3	ME 3	TR	126846	513105	513105	521626	40184	39
6/2019	ME 3	ME 3	TR	126846	513126	1389630	521092	4475	1,049
6/2019	ME 3	ME 3	TR	126846	513126	1389630	521626	40184	601
6/2019	ME 3	ME 3	TR	126847	513105	513105	521626	40184	33
6/2019	ME 3	ME 3	TR	126847	513126	1389630	521626	40184	1,218
6/2019	ME 3	ME 3	TR	128295	513085	742252	520018	22986	51
6/2019	ME 3	ME 3	TR	128295	513085	742252	521092	4475	609
6/2019	ME 3	ME 3	TR	128295	513085	742252	521528	4351	260
6/2019	ME 3	ME 3	TR	128295	513085	742252	521530	4274	16
6/2019	ME 3	ME 3	TR	128295	513085	742252	521572	40455	983
6/2019	ME 3	ME 3	TR	128295	513085	742252	521576	40189	30
6/2019	ME 3	ME 3	TR	128295	513085	742252	521620	16118	1,468
6/2019	ME 3	ME 3	TR	128295	513085	742252	521626	40184	519
6/2019	ME 3	ME 3	TR	128295	513105	513105	520005	15672	701
6/2019	ME 3	ME 3	TR	128295	513105	513105	521092	4475	3
6/2019	ME 3	ME 3	TR	128295	513105	513105	523006	314730	12
6/2019	ME 3	ME 3	TR	128296	513085	742252	520005	15672	30
6/2019	ME 3	ME 3	TR	128296	513085	742252	521092	4475	14
6/2019	ME 3	ME 3	TR	128296	513085	742252	521572	40455	27
6/2019	ME 3	ME 3	TR	128296	513085	742252	521620	16118	21
6/2019	ME 3	ME 3	TR	128296	513085	742252	521626	40184	1,356
6/2019	ME 3	ME 3	TR	128296	513085	742252	523006	314730	10
6/2019	ME 3	ME 3	TR	128296	513105	513105	520005	15672	108
6/2019	ME 3	ME 3	TR	128296	513105	513105	523006	314730	27
6/2019	ME 3	ME 3	TR	128710	513085	742252	520028	295957	2
6/2019	ME 3	ME 3	TR	130318	513085	742252	521638	153767	150
6/2019	ME 3	ME 3	TR	130319	513085	742252	521638	153767	420
6/2019	ME 3	ME 3	TR	130320	513085	742252	521638	153767	580
6/2019	ME 3	ME 3	TR	130527	505227	153721	523006	314730	26



VASCR351

ANR Pipeline Company Transportation Services Fuel By Route Analysis

Reporting Year: *January - December 2019*
Production 06/2019

<u>Production Period</u>	<u>Receipt Segment</u>	<u>Delivery Segment</u>	<u>Service Class</u>	<u>Svc Req Contract</u>	<u>Receipt Location</u>	<u>Receipt Loc Prop</u>	<u>Delivery Location</u>	<u>Delivery Loc Prop</u>	<u>Fuel Quantity</u>
6/2019	ME 3	ME 3	TR	130775	505012	139240	520005	15672	66
6/2019	ME 3	ME 3	TR	130775	513085	742252	505012	139240	2,603
6/2019	ME 3	ME 3	TR	130775	513085	742252	520005	15672	483
6/2019	ME 3	ME 3	TR	130775	513085	742252	520018	22986	1,630
6/2019	ME 3	ME 3	TR	130775	513085	742252	520027	295956	15
6/2019	ME 3	ME 3	TR	130775	513085	742252	521010	40186	731
6/2019	ME 3	ME 3	TR	130775	513085	742252	521626	40184	4
6/2019	ME 3	ME 3	TR	130775	513085	742252	523006	314730	49
6/2019	ME 3	ME 3	TR	130775	513105	513105	505012	139240	1,244
6/2019	ME 3	ME 3	TR	130775	513105	513105	520005	15672	387
6/2019	ME 3	ME 3	TR	130775	513105	513105	521626	40184	146
6/2019	ME 3	ME 3	TR	131280	513085	742252	521620	16118	4,893
6/2019	ME 3	ME 3	TR	131280	513105	513105	521620	16118	2,455
6/2019	ME 3	ME 3	TR	131934	505227	153721	505563	1389347	123
6/2019	ME 3	ME 3	TR	131934	513085	742252	505563	1389347	286
6/2019	ME 3	ME 3	TR	132243	513085	742252	520005	15672	14
6/2019	ME 3	ME 3	TR	132243	513085	742252	521092	4475	97
6/2019	ME 3	ME 3	TR	132243	513085	742252	521572	40455	100
6/2019	ME 3	ME 3	TR	132243	513085	742252	521626	40184	88
6/2019	ME 3	ME 3	TR	132267	513085	742252	521010	40186	39
6/2019	ME 3	ME 3	TR	132267	513085	742252	521620	16118	12
6/2019	ME 3	ME 3	TR	132367	513085	742252	520027	295956	54
6/2019	ME 3	ME 3	TR	132447	513085	742252	521092	4475	55
6/2019	ME 3	ME 3	TR	132498	513085	742252	521626	40184	30
6/2019	ME 3	ME 3	TR	132517	513085	742252	520028	295957	202
6/2019	ME 3	ME 3	TR	132517	513085	742252	523038	398767	1
6/2019	ME 3	ME 3	TR	132521	505227	153721	523038	398767	29
6/2019	ME 3	ME 3	TR	132521	513085	742252	520028	295957	167
6/2019	ME 3	ME 3	TR	132521	513085	742252	523038	398767	129
6/2019	ME 3	ME 3	TR	132521	513105	513105	520028	295957	96
6/2019	ME 3	ME 3	TR	132543	513105	513105	521986	277052	108
6/2019	ME 3	ME 3	TR	132544	513085	742252	520028	295957	884
6/2019	ME 3	ME 3	TR	132544	513085	742252	523038	398767	132



VASCR351

**ANR Pipeline Company
Transportation Services
Fuel By Route Analysis**

Reporting Year: January - December 2019
Production 06/2019

<u>Production Period</u>	<u>Receipt Segment</u>	<u>Delivery Segment</u>	<u>Service Class</u>	<u>Svc Req Contract</u>	<u>Receipt Location</u>	<u>Receipt Loc Prop</u>	<u>Delivery Location</u>	<u>Delivery Loc Prop</u>	<u>Fuel Quantity</u>
6/2019	ME 3	ME 3	TR	132544	513125	1387755	505584	505584	128
6/2019	ME 3	ME 3	TR	132544	513125	1387755	398767	398767	89
6/2019	ME 3	ME 3	TR	132544	513126	1389630	398767	398767	12
6/2019	ME 3	ME 3	TR	132582	513085	742252	16118	16118	587
6/2019	ME 3	ME 3	TR	132582	513105	513105	16118	16118	2,158
6/2019	ME 3	ME 3	TR	132582	513125	1387755	16118	16118	1,700
6/2019	ME 3	ME 3	TR	132582	513125	1387755	40184	40184	30
6/2019	ME 3	ME 3	TR	132585	513105	513105	742252	742252	443
6/2019	ME 3	ME 3	TR	132587	513085	742252	40186	40186	525
6/2019	ME 3	ME 3	TR	132587	513085	742252	40184	40184	729
6/2019	ME 3	ME 3	TR	132587	513105	513105	40186	40186	62
6/2019	ME 3	ME 3	TR	132587	513105	513105	40184	40184	82
6/2019	ME 3	ME 3	TR	132589	513105	513105	742252	742252	111
6/2019	ME 3	ME 3	TR	132589	513105	513105	277052	277052	55
6/2019	ME 3	ME 3	TR	132590	513085	742252	513085	742252	125
6/2019	ME 3	ME 3	TR	132590	513085	742252	40186	40186	12
6/2019	ME 3	ME 3	TR	132590	513085	742252	277052	277052	1,816
6/2019	ME 3	ME 3	TR	132590	513105	513105	40186	40186	6
6/2019	ME 3	ME 3	TR	132590	513105	513105	277052	277052	732
6/2019	ME 3	ME 3	TR	132590	513125	1387755	513085	742252	116
6/2019	ME 3	ME 3	TR	132593	513105	513105	513085	742252	148
6/2019	ME 3	ME 3	TR	132593	513105	513105	277052	277052	32
6/2019	ME 3	ME 3	TR	132594	513105	513105	513085	742252	111
6/2019	ME 3	ME 3	TR	132639	513085	742252	521066	40462	1,170
6/2019	ME 3	ME 3	TR	132639	513085	742252	521638	153767	179
6/2019	ME 3	ME 3	TR	132639	513125	1387755	521528	4351	181
6/2019	ME 3	ME 3	TR	132658	513085	742252	50392	356048	30
6/2019	ME 3	ME 3	TR	132658	513085	742252	50573	1400988	60
6/2019	ME 3	ME 3	TR	132658	513085	742252	520018	22986	59
6/2019	ME 3	ME 3	TR	132666	513085	742252	523006	314730	244
6/2019	ME 3	ME 3	TR	132666	513105	513105	505563	1389347	1,440
6/2019	ME 3	ME 3	TR	132669	513085	742252	521010	40186	4
6/2019	ME 3	ME 3	TR	132672	513085	742252	521620	16118	16



VASCR351

ANR Pipeline Company Transportation Services Fuel By Route Analysis

Reporting Year: *January - December 2019*
Production 06/2019

<u>Production Period</u>	<u>Receipt Segment</u>	<u>Delivery Segment</u>	<u>Service Class</u>	<u>Svc Req Contract</u>	<u>Receipt Location</u>	<u>Receipt Loc Prop</u>	<u>Delivery Location</u>	<u>Delivery Loc Prop</u>	<u>Fuel Quantity</u>
6/2019	ME 3	ME 3	TR	132676	521620	16118	521620	16118	1
6/2019	ME 3	ME 3	TR	132681	513085	742252	521010	40186	766
6/2019	ME 3	ME 3	TR	132681	513085	742252	521626	40184	1,951
6/2019	ME 3	ME 3	TR	132681	513105	513105	521626	40184	14
6/2019	ME 3	ME 3	TR	132686	513085	742252	521626	40184	45
6/2019	ME 3	ME 3	TR	132708	513085	742252	505392	356048	30
6/2019	ME 3	ME 3	TR	132838	513085	742252	505238	174721	60
6/2019	ME 3	ME 3	TR	132838	513085	742252	505573	1400988	499
6/2019	ME 3	ME 3	TR	132838	513085	742252	520027	295956	5
6/2019	ME 3	ME 3	TR	132840	513085	742252	505573	1400988	27
6/2019	ME 3	ME 3	TR	132842	513085	742252	505573	1400988	57
6/2019	ME 3	ME 3	TR	132847	510008	38224	505573	1400988	30
6/2019	ME 3	ME 3	TR	132848	513085	742252	505573	1400988	327
6/2019	ME 3	ME 3	TR	132848	513085	742252	520023	28447	30
6/2019	ME 3	ME 3	TR	132848	513085	742252	521620	16118	67
6/2019	ME 3	ME 3	TR	132857	513085	742252	505573	1400988	9
6/2019	ME 3	ME 3	TR	132857	513085	742252	520005	15672	134
6/2019	ME 3	ME 3	TR	132857	513085	742252	520018	22986	3
6/2019	ME 3	ME 3	TR	132857	513085	742252	521092	4475	21
6/2019	ME 3	ME 3	TR	132857	513085	742252	521528	4351	39
6/2019	ME 3	ME 3	TR	132857	513085	742252	521572	40455	83
6/2019	ME 3	ME 3	TR	132857	513085	742252	521626	40184	355
6/2019	ME 3	ME 3	TR	132857	513126	1389630	521626	40184	8
6/2019	ME 3	ME 3	TR	132858	513085	742252	520005	15672	92
6/2019	ME 3	ME 3	TR	132859	513085	742252	505573	1400988	416
6/2019	ME 3	ME 3	TR	132859	513085	742252	521552	16265	711
6/2019	ME 3	ME 3	TR	132859	513085	742252	521620	16118	11
6/2019	ME 3	ME 3	TR	132860	513085	742252	505573	1400988	90
6/2019	ME 3	ME 3	TR	132860	513085	742252	520027	295956	55
6/2019	ME 3	ME 3	TR	132860	513085	742252	521620	16118	141
6/2019	ME 3	ME 3	TR	132863	513085	742252	505573	1400988	478
6/2019	ME 3	ME 3	TR	132882	513085	742252	521092	4475	22
6/2019	ME 3	ME 3	TR	132882	513085	742252	521572	40455	10



VASCR351

ANR Pipeline Company Transportation Services Fuel By Route Analysis

Reporting Year: January - December 2019
Production 06/2019

<u>Production Period</u>	<u>Receipt Segment</u>	<u>Delivery Segment</u>	<u>Service Class</u>	<u>Svc Req Contract</u>	<u>Receipt Location</u>	<u>Receipt Loc Prop</u>	<u>Delivery Location</u>	<u>Delivery Loc Prop</u>	<u>Fuel Quantity</u>
6/2019	ME 3	ME 3	TR	132882	513085	742252	521626	40184	4
6/2019	ME 3	ME 3	TR	132883	513085	742252	521092	4475	66
6/2019	ME 3	ME 3	TR	132883	513085	742252	521572	40455	30
6/2019	ME 3	ME 3	TR	132883	513085	742252	521626	40184	12
6/2019	ME 3	ME 3	TR	132886	513085	742252	505573	1400988	19
6/2019	ME 3	ME 3	TR	132888	513085	742252	505573	1400988	29
6/2019	ME 3	ME 3	TR	132905	513085	742252	521626	40184	576
Segment Subtotal									
6/2019	ME 3	MI 7	TR	113877	513125	1387755	505038	153808	49,677
6/2019	ME 3	MI 7	TR	113877	513125	1387755	521116	42078	59
6/2019	ME 3	MI 7	TR	113877	513125	1387755	521138	11680	493
6/2019	ME 3	MI 7	TR	113877	513125	1387755	521144	11580	33
6/2019	ME 3	MI 7	TR	113877	513125	1387755	521146	11785	23
6/2019	ME 3	MI 7	TR	113877	513125	1387755	521156	11572	67
6/2019	ME 3	MI 7	TR	113877	513125	1387755	521634	11566	18
6/2019	ME 3	MI 7	TR	113877	513125	1387755	521932	138744	24
6/2019	ME 3	MI 7	TR	113879	513125	1387755	521670	40468	3
6/2019	ME 3	MI 7	TR	113880	513085	742252	521116	42078	150
6/2019	ME 3	MI 7	TR	113880	513085	742252	521122	11751	44
6/2019	ME 3	MI 7	TR	113880	513085	742252	521670	40468	253
6/2019	ME 3	MI 7	TR	113884	513085	742252	521118	11578	33
6/2019	ME 3	MI 7	TR	113884	513085	742252	521124	11562	245
6/2019	ME 3	MI 7	TR	113884	513085	742252	521144	11580	456
6/2019	ME 3	MI 7	TR	113884	513085	742252	521670	40468	116
6/2019	ME 3	MI 7	TR	113886	513085	742252	505038	153808	95
6/2019	ME 3	MI 7	TR	113886	513085	742252	521116	42078	24
6/2019	ME 3	MI 7	TR	113886	513085	742252	521144	11580	155
6/2019	ME 3	MI 7	TR	113889	513085	742252	505038	153808	1
6/2019	ME 3	MI 7	TR	113889	513085	742252	521116	42078	112
6/2019	ME 3	MI 7	TR	113890	513085	742252	521144	11580	98
6/2019	ME 3	MI 7	TR	113904	513085	742252	505038	153808	120
6/2019	ME 3	MI 7	TR	113904	513085	742252	521116	42078	128
6/2019	ME 3	MI 7	TR	113922	513105	513105	505038	153808	112
6/2019	ME 3	MI 7	TR	113922	513105	513105	505038	153808	407



VASCR351

ANR Pipeline Company Transportation Services Fuel By Route Analysis

Reporting Year: January - December 2019
Production 06/2019

<u>Production Period</u>	<u>Receipt Segment</u>	<u>Delivery Segment</u>	<u>Service Class</u>	<u>Svc Req Contract</u>	<u>Receipt Location</u>	<u>Receipt Loc Prop</u>	<u>Delivery Location</u>	<u>Delivery Loc Prop</u>	<u>Fuel Quantity</u>
6/2019	ME 3	MI 7	TR	113922	513105	513105	521116	42078	909
6/2019	ME 3	MI 7	TR	113922	513105	513105	521144	11580	43
6/2019	ME 3	MI 7	TR	113922	513105	513105	521634	11566	47
6/2019	ME 3	MI 7	TR	113922	513105	513105	521932	138744	2
6/2019	ME 3	MI 7	TR	113933	513085	742252	505038	153808	103
6/2019	ME 3	MI 7	TR	113933	513085	742252	521116	42078	82
6/2019	ME 3	MI 7	TR	113933	513085	742252	521670	40468	29
6/2019	ME 3	MI 7	TR	113936	513085	742252	505038	153808	24
6/2019	ME 3	MI 7	TR	113936	513085	742252	521116	42078	156
6/2019	ME 3	MI 7	TR	113937	513085	742252	521116	42078	56
6/2019	ME 3	MI 7	TR	113937	513085	742252	521144	11580	42
6/2019	ME 3	MI 7	TR	113937	513085	742252	521162	11748	322
6/2019	ME 3	MI 7	TR	113937	513085	742252	521074	40470	203
6/2019	ME 3	MI 7	TR	113945	513085	742252	521142	40477	7
6/2019	ME 3	MI 7	TR	113945	513085	742252	521144	11580	19
6/2019	ME 3	MI 7	TR	113945	513085	742252	521162	11748	189
6/2019	ME 3	MI 7	TR	113945	513085	742252	521144	11580	90
6/2019	ME 3	MI 7	TR	113956	513085	742252	521074	40470	16
6/2019	ME 3	MI 7	TR	113960	513085	742252	521144	11580	104
6/2019	ME 3	MI 7	TR	113960	513085	742252	521122	11751	230
6/2019	ME 3	MI 7	TR	113976	513085	742252	521670	40468	134
6/2019	ME 3	MI 7	TR	113976	513085	742252	521116	42078	15
6/2019	ME 3	MI 7	TR	113987	513085	742252	521118	11578	226
6/2019	ME 3	MI 7	TR	113987	513085	742252	521142	40477	502
6/2019	ME 3	MI 7	TR	113987	513085	742252	521144	11580	85
6/2019	ME 3	MI 7	TR	113987	513085	742252	521634	11566	3
6/2019	ME 3	MI 7	TR	113987	513085	742252	521670	40468	248
6/2019	ME 3	MI 7	TR	115931	513085	742252	521670	40468	147
6/2019	ME 3	MI 7	TR	116556	513085	742252	505038	153808	71
6/2019	ME 3	MI 7	TR	116556	513085	742252	521116	42078	420
6/2019	ME 3	MI 7	TR	118861	505584	505584	521116	42078	471
6/2019	ME 3	MI 7	TR	120673	513085	742252	505038	153808	84
6/2019	ME 3	MI 7	TR	120673	513085	742252	521116	42078	84



VASCR351

ANR Pipeline Company Transportation Services Fuel By Route Analysis

Reporting Year: *January - December 2019*
Production 06/2019

<u>Production Period</u>	<u>Receipt Segment</u>	<u>Delivery Segment</u>	<u>Service Class</u>	<u>Svc Req Contract</u>	<u>Receipt Location</u>	<u>Receipt Loc Prop</u>	<u>Delivery Location</u>	<u>Delivery Loc Prop</u>	<u>Fuel Quantity</u>
6/2019	ME 3	MI 7	TR	120673	513085	742252	521985	278172	16
6/2019	ME 3	MI 7	TR	120673	513105	513105	521116	42078	22
6/2019	ME 3	MI 7	TR	121075	513105	513105	521116	42078	120
6/2019	ME 3	MI 7	TR	123255	513125	1387755	505038	153808	8,700
6/2019	ME 3	MI 7	TR	123628	513125	1387755	521116	42078	2,182
6/2019	ME 3	MI 7	TR	123966	513085	742252	505515	866062	809
6/2019	ME 3	MI 7	TR	123966	513105	513105	505038	153808	7,878
6/2019	ME 3	MI 7	TR	123966	513105	513105	505108	243097	1,700
6/2019	ME 3	MI 7	TR	123966	513105	513105	505515	866062	5,727
6/2019	ME 3	MI 7	TR	123966	513105	513105	505541	1181282	299
6/2019	ME 3	MI 7	TR	123966	513105	513105	505587	505587	310
6/2019	ME 3	MI 7	TR	123966	513105	513105	510005	246067	186
6/2019	ME 3	MI 7	TR	123966	513105	513105	511136	277072	346
6/2019	ME 3	MI 7	TR	123966	513105	513105	521008	11616	6,376
6/2019	ME 3	MI 7	TR	123966	513105	513105	521014	153852	8,788
6/2019	ME 3	MI 7	TR	123966	513105	513105	521058	282435	1,158
6/2019	ME 3	MI 7	TR	123966	513105	513105	521080	138675	13,157
6/2019	ME 3	MI 7	TR	123966	513105	513105	521116	42078	10,066
6/2019	ME 3	MI 7	TR	123966	513105	513105	521118	11578	18
6/2019	ME 3	MI 7	TR	123966	513105	513105	521962	139401	108
6/2019	ME 3	MI 7	TR	123966	513105	513105	521985	278172	6,375
6/2019	ME 3	MI 7	TR	123966	513105	513105	523014	318733	3,627
6/2019	ME 3	MI 7	TR	124603	513085	742252	505038	153808	3,424
6/2019	ME 3	MI 7	TR	124603	513085	742252	521932	138744	525
6/2019	ME 3	MI 7	TR	124690	513125	1387755	505587	505587	8,700
6/2019	ME 3	MI 7	TR	124945	513085	742252	505038	153808	4,175
6/2019	ME 3	MI 7	TR	124945	513085	742252	521932	138744	108
6/2019	ME 3	MI 7	TR	124951	513085	742252	505038	153808	1,020
6/2019	ME 3	MI 7	TR	124951	513085	742252	521932	138744	330
6/2019	ME 3	MI 7	TR	125014	513085	742252	505038	153808	24
6/2019	ME 3	MI 7	TR	125014	513085	742252	521116	42078	156
6/2019	ME 3	MI 7	TR	125047	505007	139235	505038	153808	519
6/2019	ME 3	MI 7	TR	125655	513085	742252	521074	40470	30



VASCR351

ANR Pipeline Company Transportation Services Fuel By Route Analysis

Reporting Year: January - December 2019
Production 06/2019

<u>Production Period</u>	<u>Receipt Segment</u>	<u>Delivery Segment</u>	<u>Service Class</u>	<u>Svc Req Contract</u>	<u>Receipt Location</u>	<u>Receipt Loc Prop</u>	<u>Delivery Location</u>	<u>Delivery Loc Prop</u>	<u>Fuel Quantity</u>
6/2019	ME 3	MI 7	TR	126229	513085	742252	521144	11580	120
6/2019	ME 3	MI 7	TR	126231	513085	742252	521074	40470	60
6/2019	ME 3	MI 7	TR	126509	513085	742252	521144	11580	60
6/2019	ME 3	MI 7	TR	126512	513085	742252	521074	40470	30
6/2019	ME 3	MI 7	TR	126513	513085	742252	521074	40470	60
6/2019	ME 3	MI 7	TR	126846	513105	513105	521606	216654	2,377
6/2019	ME 3	MI 7	TR	126846	513105	513105	521690	40892	47
6/2019	ME 3	MI 7	TR	126847	513105	513105	521606	216654	1,811
6/2019	ME 3	MI 7	TR	126847	513126	1389630	521606	216654	261
6/2019	ME 3	MI 7	TR	128295	513105	513105	505038	153808	2,905
6/2019	ME 3	MI 7	TR	128295	513105	513105	511136	277072	102
6/2019	ME 3	MI 7	TR	128295	513105	513105	521014	153852	153
6/2019	ME 3	MI 7	TR	128295	513105	513105	521016	4196	144
6/2019	ME 3	MI 7	TR	128295	513105	513105	521116	42078	755
6/2019	ME 3	MI 7	TR	128295	513105	513105	521624	4375	21
6/2019	ME 3	MI 7	TR	128295	513105	513105	521932	138744	20
6/2019	ME 3	MI 7	TR	128295	513105	513105	521985	278172	734
6/2019	ME 3	MI 7	TR	128296	513085	742252	521116	42078	1,642
6/2019	ME 3	MI 7	TR	128296	513085	742252	521985	278172	68
6/2019	ME 3	MI 7	TR	128296	513105	513105	521014	153852	68
6/2019	ME 3	MI 7	TR	128296	513105	513105	521116	42078	1,949
6/2019	ME 3	MI 7	TR	128296	513105	513105	521985	278172	362
6/2019	ME 3	MI 7	TR	128709	513085	742252	521116	42078	718
6/2019	ME 3	MI 7	TR	128709	513126	1389630	521116	42078	3,194
6/2019	ME 3	MI 7	TR	128710	513085	742252	505038	153808	1,907
6/2019	ME 3	MI 7	TR	128710	513085	742252	505108	243097	79
6/2019	ME 3	MI 7	TR	128710	513085	742252	511136	277072	6
6/2019	ME 3	MI 7	TR	128710	513085	742252	521008	11616	1
6/2019	ME 3	MI 7	TR	128710	513085	742252	521116	42078	611
6/2019	ME 3	MI 7	TR	128710	513085	742252	521985	278172	2,104
6/2019	ME 3	MI 7	TR	128710	513085	742252	523008	312117	365
6/2019	ME 3	MI 7	TR	128710	513105	513105	505038	153808	663
6/2019	ME 3	MI 7	TR	128710	513105	513105	521985	278172	62



VASCR351

**ANR Pipeline Company
Transportation Services
Fuel By Route Analysis**

Reporting Year: *January - December 2019*
Production 06/2019

<u>Production Period</u>	<u>Receipt Segment</u>	<u>Delivery Segment</u>	<u>Service Class</u>	<u>Svc Req Contract</u>	<u>Receipt Location</u>	<u>Receipt Loc Prop</u>	<u>Delivery Location</u>	<u>Delivery Loc Prop</u>	<u>Fuel Quantity</u>
6/2019	ME 3	MI 7	TR	128710	513105	513105	523008	312117	29
6/2019	ME 3	MI 7	TR	129337	513105	513105	523086	523086	175
6/2019	ME 3	MI 7	TR	129337	513125	1387755	523086	523086	12,804
6/2019	ME 3	MI 7	TR	129994	513085	742252	521932	138744	1,658
6/2019	ME 3	MI 7	TR	130318	513085	742252	521670	40468	210
6/2019	ME 3	MI 7	TR	130319	513085	742252	521074	40470	638
6/2019	ME 3	MI 7	TR	130320	513085	742252	521074	40470	1
6/2019	ME 3	MI 7	TR	130320	513085	742252	521138	11680	12
6/2019	ME 3	MI 7	TR	130320	513085	742252	521670	40468	531
6/2019	ME 3	MI 7	TR	130320	513085	742252	521962	139401	318
6/2019	ME 3	MI 7	TR	131177	513085	742252	505038	153808	6,755
6/2019	ME 3	MI 7	TR	131177	513085	742252	505108	243097	28
6/2019	ME 3	MI 7	TR	131177	513085	742252	521116	42078	9,381
6/2019	ME 3	MI 7	TR	131177	513085	742252	521118	11578	2,175
6/2019	ME 3	MI 7	TR	131177	513085	742252	521634	11566	1,642
6/2019	ME 3	MI 7	TR	131439	505032	139374	505038	153808	211
6/2019	ME 3	MI 7	TR	131445	505008	139236	505038	153808	150
6/2019	ME 3	MI 7	TR	131644	513085	742252	505038	153808	466
6/2019	ME 3	MI 7	TR	131644	513085	742252	505515	866062	69
6/2019	ME 3	MI 7	TR	131644	513085	742252	521008	11616	6
6/2019	ME 3	MI 7	TR	131644	513085	742252	521116	42078	799
6/2019	ME 3	MI 7	TR	131644	513085	742252	521138	11680	60
6/2019	ME 3	MI 7	TR	131644	513085	742252	521606	216654	468
6/2019	ME 3	MI 7	TR	131644	513085	742252	521670	40468	49
6/2019	ME 3	MI 7	TR	131644	513085	742252	521690	40892	6
6/2019	ME 3	MI 7	TR	131644	513085	742252	521985	278172	513
6/2019	ME 3	MI 7	TR	131644	513105	513105	505038	153808	604
6/2019	ME 3	MI 7	TR	131644	513105	513105	521116	42078	238
6/2019	ME 3	MI 7	TR	131644	513105	513105	521985	278172	84
6/2019	ME 3	MI 7	TR	131644	513126	1389630	505038	153808	217
6/2019	ME 3	MI 7	TR	131644	513126	1389630	521138	11680	1,363
6/2019	ME 3	MI 7	TR	131644	513126	1389630	521604	150409	466
6/2019	ME 3	MI 7	TR	131644	513126	1389630	521962	139401	120




VASCR351

ANR Pipeline Company Transportation Services Fuel By Route Analysis

Reporting Year: January - December 2019
Production 06/2019

<u>Production Period</u>	<u>Receipt Segment</u>	<u>Delivery Segment</u>	<u>Service Class</u>	<u>Svc Req Contract</u>	<u>Receipt Location</u>	<u>Receipt Loc Prop</u>	<u>Delivery Location</u>	<u>Delivery Loc Prop</u>	<u>Fuel Quantity</u>
6/2019	ME 3	MI 7	TR	131644	513126	1389630	521985	278172	373
6/2019	ME 3	MI 7	TR	131970	513085	742252	505038	153808	2,189
6/2019	ME 3	MI 7	TR	131971	513085	742252	505038	153808	852
6/2019	ME 3	MI 7	TR	131971	513085	742252	521634	11566	803
6/2019	ME 3	MI 7	TR	131971	513085	742252	521690	40892	533
6/2019	ME 3	MI 7	TR	131992	513085	742252	521588	40481	1,740
6/2019	ME 3	MI 7	TR	132082	513085	742252	505038	153808	740
6/2019	ME 3	MI 7	TR	132082	513085	742252	505515	866062	4
6/2019	ME 3	MI 7	TR	132082	513085	742252	521116	42078	179
6/2019	ME 3	MI 7	TR	132082	513085	742252	521670	40468	687
6/2019	ME 3	MI 7	TR	132082	513085	742252	521985	278172	118
6/2019	ME 3	MI 7	TR	132082	513085	742252	523052	467243	185
6/2019	ME 3	MI 7	TR	132082	513085	742252	505038	153808	44
6/2019	ME 3	MI 7	TR	132082	513085	742252	521670	40468	58
6/2019	ME 3	MI 7	TR	132082	513085	742252	523052	467243	5
6/2019	ME 3	MI 7	TR	132083	513085	742252	505038	153808	397
6/2019	ME 3	MI 7	TR	132083	513085	742252	505515	866062	18
6/2019	ME 3	MI 7	TR	132083	513085	742252	521116	42078	82
6/2019	ME 3	MI 7	TR	132083	513085	742252	521118	11578	318
6/2019	ME 3	MI 7	TR	132083	513085	742252	521122	11751	206
6/2019	ME 3	MI 7	TR	132083	513085	742252	521124	11562	20
6/2019	ME 3	MI 7	TR	132083	513085	742252	521142	40477	80
6/2019	ME 3	MI 7	TR	132083	513085	742252	521146	11785	16
6/2019	ME 3	MI 7	TR	132083	513085	742252	521162	11748	345
6/2019	ME 3	MI 7	TR	132083	513085	742252	521670	40468	4
6/2019	ME 3	MI 7	TR	132083	513085	742252	521985	278172	74
6/2019	ME 3	MI 7	TR	132083	513085	742252	523052	467243	12
6/2019	ME 3	MI 7	TR	132083	513105	513105	505038	153808	9
6/2019	ME 3	MI 7	TR	132083	513105	513105	521116	42078	5
6/2019	ME 3	MI 7	TR	132083	513105	513105	521122	11751	39
6/2019	ME 3	MI 7	TR	132083	513105	513105	521124	11562	27
6/2019	ME 3	MI 7	TR	132083	513105	513105	521142	40477	70
6/2019	ME 3	MI 7	TR	132083	513105	513105	521146	11785	14



VASCR351

**ANR Pipeline Company
Transportation Services
Fuel By Route Analysis**

Reporting Year: *January - December 2019*
Production **06/2019**

<u>Production Period</u>	<u>Receipt Segment</u>	<u>Delivery Segment</u>	<u>Service Class</u>	<u>Svc Req Contract</u>	<u>Receipt Location</u>	<u>Receipt Loc Prop</u>	<u>Delivery Location</u>	<u>Delivery Loc Prop</u>	<u>Fuel Quantity</u>
6/2019	ME 3	M1 7	TR	132083	513105	513105	521162	11748	99
6/2019	ME 3	M1 7	TR	132083	513105	513105	523052	467243	26
6/2019	ME 3	M1 7	TR	132083	513126	1389630	505038	153808	254
6/2019	ME 3	M1 7	TR	132083	513126	1389630	521670	40468	84
6/2019	ME 3	M1 7	TR	132083	513126	1389630	521966	216338	27
6/2019	ME 3	M1 7	TR	132083	513126	1389630	521985	278172	139
6/2019	ME 3	M1 7	TR	132083	513126	1389630	523052	467243	34
6/2019	ME 3	M1 7	TR	132243	513085	742252	521116	42078	343
6/2019	ME 3	M1 7	TR	132243	513085	742252	521985	278172	93
6/2019	ME 3	M1 7	TR	132267	513085	742252	521074	40470	298
6/2019	ME 3	M1 7	TR	132267	513085	742252	521116	42078	950
6/2019	ME 3	M1 7	TR	132267	513085	742252	521138	11680	60
6/2019	ME 3	M1 7	TR	132267	513085	742252	521144	11580	120
6/2019	ME 3	M1 7	TR	132267	513085	742252	521942	198847	526
6/2019	ME 3	M1 7	TR	132358	513085	742252	505038	153808	60
6/2019	ME 3	M1 7	TR	132359	513085	742252	505038	153808	60
6/2019	ME 3	M1 7	TR	132363	513085	742252	521142	40477	120
6/2019	ME 3	M1 7	TR	132363	513085	742252	521144	11580	90
6/2019	ME 3	M1 7	TR	132367	513085	742252	505038	153808	382
6/2019	ME 3	M1 7	TR	132367	513085	742252	521118	11578	12
6/2019	ME 3	M1 7	TR	132367	513085	742252	521122	11751	12
6/2019	ME 3	M1 7	TR	132367	513085	742252	521124	11562	16
6/2019	ME 3	M1 7	TR	132367	513085	742252	521932	138744	35
6/2019	ME 3	M1 7	TR	132393	513085	742252	521932	138744	90
6/2019	ME 3	M1 7	TR	132444	513085	742252	505038	153808	90
6/2019	ME 3	M1 7	TR	132447	513085	742252	505038	153808	305
6/2019	ME 3	M1 7	TR	132448	513085	742252	521932	138744	210
6/2019	ME 3	M1 7	TR	132463	513085	742252	521932	138744	30
6/2019	ME 3	M1 7	TR	132464	513085	742252	521932	138744	30
6/2019	ME 3	M1 7	TR	132467	513085	742252	505038	153808	60
6/2019	ME 3	M1 7	TR	132467	513085	742252	521932	138744	30
6/2019	ME 3	M1 7	TR	132468	513085	742252	521932	138744	30
6/2019	ME 3	M1 7	TR	132474	513085	742252	505038	153808	30



VASCR351

**ANR Pipeline Company
Transportation Services
Fuel By Route Analysis**

Reporting Year: *January - December 2019*
Production *06/2019*

<u>Production Period</u>	<u>Receipt Segment</u>	<u>Delivery Segment</u>	<u>Service Class</u>	<u>Svc Req Contract</u>	<u>Receipt Location</u>	<u>Receipt Loc Prop</u>	<u>Delivery Location</u>	<u>Delivery Loc Prop</u>	<u>Fuel Quantity</u>
6/2019	ME 3	MI 7	TR	132478	513085	742252	505038	153808	60
6/2019	ME 3	MI 7	TR	132487	513085	742252	505038	153808	60
6/2019	ME 3	MI 7	TR	132488	513085	742252	521932	138744	30
6/2019	ME 3	MI 7	TR	132491	513085	742252	505038	153808	60
6/2019	ME 3	MI 7	TR	132491	513085	742252	521932	138744	31
6/2019	ME 3	MI 7	TR	132492	513085	742252	521932	138744	2
6/2019	ME 3	MI 7	TR	132495	513085	742252	521932	138744	60
6/2019	ME 3	MI 7	TR	132496	513085	742252	521932	138744	90
6/2019	ME 3	MI 7	TR	132497	513085	742252	521932	138744	60
6/2019	ME 3	MI 7	TR	132500	513085	742252	505038	153808	150
6/2019	ME 3	MI 7	TR	132517	505584	505584	523008	312117	1,005
6/2019	ME 3	MI 7	TR	132517	513085	742252	505038	153808	95
6/2019	ME 3	MI 7	TR	132517	513085	742252	521116	42078	8
6/2019	ME 3	MI 7	TR	132517	513085	742252	523008	312117	3,959
6/2019	ME 3	MI 7	TR	132517	513085	513105	523008	312117	303
6/2019	ME 3	MI 7	TR	132517	513125	1387755	505038	153808	475
6/2019	ME 3	MI 7	TR	132517	513125	1387755	521690	40892	4
6/2019	ME 3	MI 7	TR	132517	513125	1387755	523008	312117	8,208
6/2019	ME 3	MI 7	TR	132521	505584	505584	523008	312117	248
6/2019	ME 3	MI 7	TR	132521	513085	742252	523008	312117	3,250
6/2019	ME 3	MI 7	TR	132521	513105	513105	523008	312117	861
6/2019	ME 3	MI 7	TR	132521	513125	1387755	505038	153808	310
6/2019	ME 3	MI 7	TR	132521	513125	1387755	523008	312117	9,038
6/2019	ME 3	MI 7	TR	132543	513105	513105	505038	153808	4,869
6/2019	ME 3	MI 7	TR	132543	513105	513105	505137	320550	477
6/2019	ME 3	MI 7	TR	132543	513105	513105	505587	505587	276
6/2019	ME 3	MI 7	TR	132543	513105	513105	521008	11616	27
6/2019	ME 3	MI 7	TR	132543	513105	513105	521030	282436	718
6/2019	ME 3	MI 7	TR	132543	513105	513105	523084	1402545	434
6/2019	ME 3	MI 7	TR	132544	505584	505584	521116	42078	191
6/2019	ME 3	MI 7	TR	132544	513085	742252	505038	153808	2,969
6/2019	ME 3	MI 7	TR	132544	513085	742252	521116	42078	9,033
6/2019	ME 3	MI 7	TR	132544	513085	742252	521634	11566	216



VASCR351

**ANR Pipeline Company
Transportation Services
Fuel By Route Analysis**

Reporting Year: *January - December 2019*
Production 06/2019

<u>Production Period</u>	<u>Receipt Segment</u>	<u>Delivery Segment</u>	<u>Service Class</u>	<u>Svc Req Contract</u>	<u>Receipt Location</u>	<u>Receipt Loc Prop</u>	<u>Delivery Location</u>	<u>Delivery Loc Prop</u>	<u>Fuel Quantity</u>
6/2019	ME 3	M1 7	TR	132544	513085	742252	521985	278172	8
6/2019	ME 3	M1 7	TR	132544	513085	742252	523008	312117	2,547
6/2019	ME 3	M1 7	TR	132544	513105	513105	505038	153808	566
6/2019	ME 3	M1 7	TR	132544	513105	513105	521116	42078	13,046
6/2019	ME 3	M1 7	TR	132544	513105	513105	521690	40892	4
6/2019	ME 3	M1 7	TR	132544	513105	513105	523008	312117	979
6/2019	ME 3	M1 7	TR	132544	513125	1387755	521116	42078	356
6/2019	ME 3	M1 7	TR	132544	513126	1389630	521116	42078	4,559
6/2019	ME 3	M1 7	TR	132544	513126	1389630	523008	312117	1
6/2019	ME 3	M1 7	TR	132561	505012	139240	505038	153808	6,688
6/2019	ME 3	M1 7	TR	132582	513085	742252	521014	153852	252
6/2019	ME 3	M1 7	TR	132582	513085	742252	521116	42078	876
6/2019	ME 3	M1 7	TR	132582	513085	742252	523014	318733	45
6/2019	ME 3	M1 7	TR	132582	513105	513105	505038	153808	108
6/2019	ME 3	M1 7	TR	132582	513105	513105	505541	1181282	335
6/2019	ME 3	M1 7	TR	132582	513105	513105	521014	153852	688
6/2019	ME 3	M1 7	TR	132582	513105	513105	521058	282435	160
6/2019	ME 3	M1 7	TR	132582	513105	513105	521116	42078	9,807
6/2019	ME 3	M1 7	TR	132582	513105	513105	521138	11680	294
6/2019	ME 3	M1 7	TR	132582	513105	513105	521670	40468	99
6/2019	ME 3	M1 7	TR	132582	513105	513105	521962	139401	72
6/2019	ME 3	M1 7	TR	132582	513105	513105	521966	216338	30
6/2019	ME 3	M1 7	TR	132582	513105	513105	523014	318733	362
6/2019	ME 3	M1 7	TR	132587	513085	742252	521116	42078	230
6/2019	ME 3	M1 7	TR	132587	513105	513105	505038	153808	334
6/2019	ME 3	M1 7	TR	132587	513105	513105	521116	42078	824
6/2019	ME 3	M1 7	TR	132590	513085	742252	505038	153808	3,751
6/2019	ME 3	M1 7	TR	132590	513085	742252	521116	42078	13,246
6/2019	ME 3	M1 7	TR	132590	513085	742252	523086	523086	3,530
6/2019	ME 3	M1 7	TR	132590	513105	513105	505038	153808	6,556
6/2019	ME 3	M1 7	TR	132590	513105	513105	521030	282436	1,614
6/2019	ME 3	M1 7	TR	132590	513105	513105	521116	42078	22,279
6/2019	ME 3	M1 7	TR	132590	513105	513105	521670	40468	58



VASCR351

**ANR Pipeline Company
Transportation Services
Fuel By Route Analysis**

Reporting Year: *January - December 2019*
Production 06/2019

<u>Production Period</u>	<u>Receipt Segment</u>	<u>Delivery Segment</u>	<u>Service Class</u>	<u>Svc Req Contract</u>	<u>Receipt Location</u>	<u>Receipt Loc Prop</u>	<u>Delivery Location</u>	<u>Delivery Loc Prop</u>	<u>Fuel Quantity</u>
6/2019	ME 3	MI 7	TR	132590	513105	513105	521690	40892	271
6/2019	ME 3	MI 7	TR	132590	513105	513105	523084	1402545	91
6/2019	ME 3	MI 7	TR	132590	513105	513105	523086	523086	5,817
6/2019	ME 3	MI 7	TR	132590	513125	1387755	505038	153808	186
6/2019	ME 3	MI 7	TR	132590	513125	1387755	521116	42078	1,596
6/2019	ME 3	MI 7	TR	132590	513125	1387755	523086	523086	1,857
6/2019	ME 3	MI 7	TR	132595	513105	513105	521116	42078	5,670
6/2019	ME 3	MI 7	TR	132606	513105	513105	521942	198847	2,161
6/2019	ME 3	MI 7	TR	132606	513105	513105	523086	523086	2,219
6/2019	ME 3	MI 7	TR	132625	513125	1387755	505038	153808	127
6/2019	ME 3	MI 7	TR	132625	513125	1387755	521116	42078	803
6/2019	ME 3	MI 7	TR	132626	513125	1387755	505038	153808	127
6/2019	ME 3	MI 7	TR	132626	513125	1387755	521116	42078	803
6/2019	ME 3	MI 7	TR	132627	513125	1387755	505038	153808	252
6/2019	ME 3	MI 7	TR	132627	513125	1387755	521116	42078	1,122
6/2019	ME 3	MI 7	TR	132628	513125	1387755	505038	153808	200
6/2019	ME 3	MI 7	TR	132628	513125	1387755	521116	42078	803
6/2019	ME 3	MI 7	TR	132629	513125	1387755	505038	153808	208
6/2019	ME 3	MI 7	TR	132629	513125	1387755	521116	42078	1,276
6/2019	ME 3	MI 7	TR	132630	513125	1387755	505038	153808	3,333
6/2019	ME 3	MI 7	TR	132630	513125	1387755	505108	243097	285
6/2019	ME 3	MI 7	TR	132630	513125	1387755	505137	320550	282
6/2019	ME 3	MI 7	TR	132630	513125	1387755	505587	505587	290
6/2019	ME 3	MI 7	TR	132630	513125	1387755	521008	11616	57
6/2019	ME 3	MI 7	TR	132630	513125	1387755	521030	282436	1,243
6/2019	ME 3	MI 7	TR	132630	513125	1387755	521690	40892	17
6/2019	ME 3	MI 7	TR	132630	513125	1387755	523084	1402545	359
6/2019	ME 3	MI 7	TR	132630	513125	1387755	523086	523086	230
6/2019	ME 3	MI 7	TR	132631	513085	742252	505515	866062	1,046
6/2019	ME 3	MI 7	TR	132631	513085	742252	521116	42078	144
6/2019	ME 3	MI 7	TR	132631	513105	513105	505515	866062	2,418
6/2019	ME 3	MI 7	TR	132631	513105	513105	521116	42078	131
6/2019	ME 3	MI 7	TR	132633	513105	513105	505038	153808	2,746



VASCR351

ANR Pipeline Company Transportation Services Fuel By Route Analysis

Reporting Year: *January - December 2019*
Production 06/2019

<u>Production Period</u>	<u>Receipt Segment</u>	<u>Delivery Segment</u>	<u>Service Class</u>	<u>Svc Req. Contract</u>	<u>Receipt Location</u>	<u>Receipt Loc Prop</u>	<u>Delivery Location</u>	<u>Delivery Loc Prop</u>	<u>Fuel Quantity</u>
6/2019	ME 3	MI 7	TR	132633	513105	513105	505541	1181282	109
6/2019	ME 3	MI 7	TR	132633	513105	513105	521058	282435	45
6/2019	ME 3	MI 7	TR	132633	513105	513105	521118	11578	509
6/2019	ME 3	MI 7	TR	132633	513105	513105	521122	11751	31
6/2019	ME 3	MI 7	TR	132633	513105	513105	521124	11562	285
6/2019	ME 3	MI 7	TR	132633	513105	513105	521142	40477	180
6/2019	ME 3	MI 7	TR	132633	513105	513105	521144	11580	30
6/2019	ME 3	MI 7	TR	132633	513105	513105	521162	11748	30
6/2019	ME 3	MI 7	TR	132633	513105	513105	521634	11566	2
6/2019	ME 3	MI 7	TR	132633	513105	513105	523014	318733	303
6/2019	ME 3	MI 7	TR	132634	513125	1387755	505038	153808	3,633
6/2019	ME 3	MI 7	TR	132634	513125	1387755	505541	1181282	180
6/2019	ME 3	MI 7	TR	132634	513125	1387755	521058	282435	99
6/2019	ME 3	MI 7	TR	132634	513125	1387755	523014	318733	393
6/2019	ME 3	MI 7	TR	132639	513085	742252	521116	42078	158
6/2019	ME 3	MI 7	TR	132639	513085	742252	521634	11566	11
6/2019	ME 3	MI 7	TR	132639	513085	742252	521670	40468	83
6/2019	ME 3	MI 7	TR	132639	513105	513105	505038	153808	235
6/2019	ME 3	MI 7	TR	132639	513105	513105	521116	42078	514
6/2019	ME 3	MI 7	TR	132639	513125	1387755	505038	153808	159
6/2019	ME 3	MI 7	TR	132639	513125	1387755	521074	40470	508
6/2019	ME 3	MI 7	TR	132639	513125	1387755	521116	42078	2,685
6/2019	ME 3	MI 7	TR	132639	513125	1387755	521138	11680	219
6/2019	ME 3	MI 7	TR	132639	513125	1387755	521144	11580	712
6/2019	ME 3	MI 7	TR	132639	513125	1387755	521146	11785	339
6/2019	ME 3	MI 7	TR	132639	513125	1387755	521156	11572	43
6/2019	ME 3	MI 7	TR	132639	513125	1387755	521634	11566	4
6/2019	ME 3	MI 7	TR	132639	513125	1387755	521670	40468	2,301
6/2019	ME 3	MI 7	TR	132639	513125	1387755	521932	138744	13
6/2019	ME 3	MI 7	TR	132639	513125	1387755	521962	139401	569
6/2019	ME 3	MI 7	TR	132660	513085	742252	521116	42078	770
6/2019	ME 3	MI 7	TR	132660	513085	742252	521985	278172	35
6/2019	ME 3	MI 7	TR	132669	513085	742252	505038	153808	691



VASCR351

ANR Pipeline Company Transportation Services Fuel By Route Analysis

Reporting Year: *January - December 2019*
Production 06/2019

<u>Production Period</u>	<u>Receipt Segment</u>	<u>Delivery Segment</u>	<u>Service Class</u>	<u>Svc Req Contract</u>	<u>Receipt Location</u>	<u>Receipt Loc Prop</u>	<u>Delivery Location</u>	<u>Delivery Loc Prop</u>	<u>Fuel Quantity</u>
6/2019	ME 3	MI 7	TR	132669	513085	742252	521116	42078	8,985
6/2019	ME 3	MI 7	TR	132669	513085	742252	521138	11680	1,172
6/2019	ME 3	MI 7	TR	132669	513085	742252	521670	40468	5
6/2019	ME 3	MI 7	TR	132669	513085	742252	521932	138744	7
6/2019	ME 3	MI 7	TR	132669	513085	742252	521985	278172	1,169
6/2019	ME 3	MI 7	TR	132669	513105	513105	505038	153808	288
6/2019	ME 3	MI 7	TR	132670	513085	742252	505038	153808	111
6/2019	ME 3	MI 7	TR	132670	513085	742252	505541	1181282	112
6/2019	ME 3	MI 7	TR	132670	513085	742252	521116	42078	7,396
6/2019	ME 3	MI 7	TR	132670	513085	742252	521985	278172	346
6/2019	ME 3	MI 7	TR	132670	513085	742252	505038	153808	1,275
6/2019	ME 3	MI 7	TR	132675	513085	742252	521118	11578	7
6/2019	ME 3	MI 7	TR	132675	513085	742252	521634	11566	46
6/2019	ME 3	MI 7	TR	132675	513085	742252	521670	40468	1
6/2019	ME 3	MI 7	TR	132675	513085	742252	521985	278172	106
6/2019	ME 3	MI 7	TR	132675	513085	742252	523052	467243	3
6/2019	ME 3	MI 7	TR	132682	513085	742252	505038	153808	1,457
6/2019	ME 3	MI 7	TR	132682	513085	742252	505515	866062	130
6/2019	ME 3	MI 7	TR	132682	513085	742252	521016	4196	7
6/2019	ME 3	MI 7	TR	132682	513085	742252	521116	42078	3,142
6/2019	ME 3	MI 7	TR	132682	513085	742252	521634	11566	19
6/2019	ME 3	MI 7	TR	132682	513085	742252	521985	278172	894
6/2019	ME 3	MI 7	TR	132682	513105	513105	505038	153808	474
6/2019	ME 3	MI 7	TR	132682	513105	513105	505108	243097	105
6/2019	ME 3	MI 7	TR	132682	513105	513105	505515	866062	213
6/2019	ME 3	MI 7	TR	132682	513105	513105	521016	4196	53
6/2019	ME 3	MI 7	TR	132682	513105	513105	521080	138675	11
6/2019	ME 3	MI 7	TR	132682	513105	513105	521116	42078	994
6/2019	ME 3	MI 7	TR	132682	513105	513105	521932	138744	83
6/2019	ME 3	MI 7	TR	132682	513105	513105	521985	278172	180
6/2019	ME 3	MI 7	TR	132684	513085	742252	505038	153808	7,590
6/2019	ME 3	MI 7	TR	132684	513085	742252	521118	11578	1,110
6/2019	ME 3	MI 7	TR	132685	513125	1387755	505038	153808	1,160



VASCR351

ANR Pipeline Company Transportation Services Fuel By Route Analysis

Prepared: 2/19/2020 3:28:04PM
Page 463 of 966

Reporting Year: January - December 2019
Production 06/2019

<u>Production Period</u>	<u>Receipt Segment</u>	<u>Delivery Segment</u>	<u>Service Class</u>	<u>Svc Req Contract</u>	<u>Receipt Location</u>	<u>Receipt Loc Prop</u>	<u>Delivery Location</u>	<u>Delivery Loc Prop</u>	<u>Fuel Quantity</u>
6/2019	ME 3	MI 7	TR	132685	513125	1387755	505587	505587	6,900
6/2019	ME 3	MI 7	TR	132685	513125	1387755	521634	11566	290
6/2019	ME 3	MI 7	TR	132685	513125	1387755	521932	138744	351
6/2019	ME 3	MI 7	TR	132686	513085	742252	505038	153808	310
6/2019	ME 3	MI 7	TR	132686	513085	742252	505587	505587	3,962
6/2019	ME 3	MI 7	TR	132686	513085	742252	521932	138744	12
6/2019	ME 3	MI 7	TR	132686	513105	513105	505587	505587	66
6/2019	ME 3	MI 7	TR	132692	513105	513105	505038	153808	30
6/2019	ME 3	MI 7	TR	132741	513085	742252	505038	153808	2,516
6/2019	ME 3	MI 7	TR	132744	513105	513105	521634	11566	23
6/2019	ME 3	MI 7	TR	132848	513085	742252	505020	139252	212
6/2019	ME 3	MI 7	TR	132852	513085	742252	505038	153808	4,602
6/2019	ME 3	MI 7	TR	132852	513085	742252	521118	11578	32
6/2019	ME 3	MI 7	TR	132852	513085	742252	521124	11562	6
6/2019	ME 3	MI 7	TR	132852	513085	742252	521138	11680	250
6/2019	ME 3	MI 7	TR	132852	513085	742252	521670	40468	23
6/2019	ME 3	MI 7	TR	132876	513085	742252	505038	153808	1,348
6/2019	ME 3	MI 7	TR	132852	513105	513105	521118	11578	2
6/2019	ME 3	MI 7	TR	132852	513105	513105	521138	11680	41
6/2019	ME 3	MI 7	TR	132852	513105	513105	521670	40468	1
6/2019	ME 3	MI 7	TR	132876	513085	742252	511136	277072	174
6/2019	ME 3	MI 7	TR	132876	513085	742252	521116	42078	4,529
6/2019	ME 3	MI 7	TR	132876	513105	513105	521116	42078	6,751
6/2019	ME 3	MI 7	TR	132882	513085	742252	521116	42078	48
6/2019	ME 3	MI 7	TR	132883	513085	742252	521116	42078	108
6/2019	ME 3	MI 7	TR	132899	513085	742252	505017	139249	3,400
6/2019	ME 3	MI 7	TR	132899	513085	742252	521014	153852	1,460
6/2019	ME 3	MI 7	TR	132900	505584	505584	521116	42078	20
6/2019	ME 3	MI 7	TR	132900	513085	742252	505038	153808	1,160
6/2019	ME 3	MI 7	TR	132900	513085	742252	511136	277072	189
6/2019	ME 3	MI 7	TR	132900	513085	742252	521116	42078	13,492
6/2019	ME 3	MI 7	TR	132900	513105	513105	505038	153808	152
6/2019	ME 3	MI 7	TR	132900	513105	513105	505108	243097	152



VASCR351

ANR Pipeline Company Transportation Services Fuel By Route Analysis

Reporting Year: January - December 2019
Production 06/2019

<u>Production Period</u>	<u>Receipt Segment</u>	<u>Delivery Segment</u>	<u>Service Class</u>	<u>Svc Req Contract</u>	<u>Receipt Location</u>	<u>Receipt Loc Prop</u>	<u>Delivery Location</u>	<u>Delivery Loc Prop</u>	<u>Fuel Quantity</u>
6/2019	ME 3	MI 7	TR	132900	513105	513105	521116	42078	1,331
6/2019	ME 3	MI 7	TR	132901	513105	513105	505038	153808	1,712
6/2019	ME 3	MI 7	TR	132901	513105	513105	521030	282436	58
6/2019	ME 3	MI 7	TR	132901	513105	513105	521116	42078	2,435
6/2019	ME 3	MI 7	TR	132905	513085	742252	521116	42078	576
6/2019	ME 3	MI 7	TR	132905	513085	742252	521634	11566	2,238
6/2019	ME 3	MI 7	TR	132913	513085	742252	505038	153808	151
6/2019	ME 3	MI 7	TR	132913	513105	513105	505038	153808	308
6/2019	ME 3	MI 7	TR	132913	513105	513105	521634	11566	181
6/2019	ME 3	MI 7	TR	132914	505584	505584	505038	153808	318
6/2019	ME 3	MI 7	TR	132914	505584	505584	521116	42078	260
6/2019	ME 3	MI 7	TR	132914	513085	742252	505038	153808	839
6/2019	ME 3	MI 7	TR	132914	513085	742252	511136	277072	170
6/2019	ME 3	MI 7	TR	132914	513105	513105	505038	153808	4
6/2019	ME 3	MI 7	TR	132915	513085	742252	505038	153808	2,835
6/2019	ME 3	MI 7	TR	132916	505584	505584	505038	153808	567
6/2019	ME 3	MI 7	TR	132916	513085	742252	505038	153808	3,127
	Segment Subtotal								490,409
6/2019	ME 3	ML 3	TR	131177	513085	742252	521622	110850	6,539
6/2019	ME 3	ML 3	TR	131644	513085	742252	521622	110850	776
6/2019	ME 3	ML 3	TR	131644	513105	513105	521622	110850	170
6/2019	ME 3	ML 3	TR	131644	513126	1389630	521622	110850	1,463
6/2019	ME 3	ML 3	TR	132582	513105	513105	521622	110850	29
6/2019	ME 3	ML 3	TR	132590	513105	513105	521622	110850	59
6/2019	ME 3	ML 3	TR	132634	513125	1387755	521622	110850	44
6/2019	ME 3	ML 3	TR	132682	513085	742252	521622	110850	609
6/2019	ME 3	ML 3	TR	132682	513105	513105	521622	110850	1,223
6/2019	ME 3	ML 3	TR	132682	513126	1389630	521622	110850	110
	Segment Subtotal								11,022
6/2019	ME 3	W1 7	TR	123966	513105	513105	521172	28846	506
6/2019	ME 3	W1 7	TR	123966	513105	513105	521178	28883	2,436
6/2019	ME 3	W1 7	TR	123966	513105	513105	521204	28672	34



VASCR351

**ANR Pipeline Company
Transportation Services
Fuel By Route Analysis**

Reporting Year: January - December 2019
Production 06/2019

<u>Production Period</u>	<u>Receipt Segment</u>	<u>Delivery Segment</u>	<u>Service Class</u>	<u>Svc Req Contract</u>	<u>Receipt Location</u>	<u>Receipt Loc Prop</u>	<u>Delivery Location</u>	<u>Delivery Loc Prop</u>	<u>Fuel Quantity</u>
6/2019	ME 3	W1 7	TR	123966	513105	513105	521246	28844	469
6/2019	ME 3	W1 7	TR	123966	513105	513105	521250	28841	36
6/2019	ME 3	W1 7	TR	123966	513105	513105	521256	174788	279
6/2019	ME 3	W1 7	TR	123966	513105	513105	521266	28702	1,425
6/2019	ME 3	W1 7	TR	123966	513105	513105	521296	139402	181
6/2019	ME 3	W1 7	TR	123966	513105	513105	521310	28743	2,622
6/2019	ME 3	W1 7	TR	123966	513105	513105	521314	28661	2,266
6/2019	ME 3	W1 7	TR	123966	513105	513105	521316	28831	1,320
6/2019	ME 3	W1 7	TR	123966	513105	513105	521324	28794	3,042
6/2019	ME 3	W1 7	TR	123966	513105	513105	521330	28761	137
6/2019	ME 3	W1 7	TR	123966	513105	513105	521356	28774	174
6/2019	ME 3	W1 7	TR	123966	513105	513105	521394	36936	232
6/2019	ME 3	W1 7	TR	123966	513105	513105	521650	269472	2,014
6/2019	ME 3	W1 7	TR	123966	513105	513105	521654	284917	219
6/2019	ME 3	W1 7	TR	123966	513105	513105	521810	36869	156
6/2019	ME 3	W1 7	TR	123966	513105	513105	523035	387791	1,592
6/2019	ME 3	W1 7	TR	123966	513105	513105	523042	439345	471
6/2019	ME 3	W1 7	TR	123966	513105	513105	523047	444972	48
6/2019	ME 3	W1 7	TR	131644	513085	742252	521654	284917	33
6/2019	ME 3	W1 7	TR	132082	513085	742252	521654	284917	28
6/2019	ME 3	W1 7	TR	132082	513085	742252	521784	28720	82
6/2019	ME 3	W1 7	TR	132082	513085	742252	523032	384134	24
6/2019	ME 3	W1 7	TR	132083	513085	742252	521654	284917	56
6/2019	ME 3	W1 7	TR	132267	513085	742252	523068	956594	19
6/2019	ME 3	W1 7	TR	132543	513105	513105	521178	28883	87
6/2019	ME 3	W1 7	TR	132543	513105	513105	521314	28661	261
6/2019	ME 3	W1 7	TR	132557	513105	513105	521178	28883	11
6/2019	ME 3	W1 7	TR	132557	513105	513105	521314	28661	319
6/2019	ME 3	W1 7	TR	132590	513105	513105	521164	28842	145
6/2019	ME 3	W1 7	TR	132590	513105	513105	521314	28661	146
6/2019	ME 3	W1 7	TR	132590	513105	513105	521322	28868	80
6/2019	ME 3	W1 7	TR	132625	513125	1387755	521172	28846	1,260
6/2019	ME 3	W1 7	TR	132626	513125	1387755	521172	28846	1,260



VASCR351

ANR Pipeline Company Transportation Services Fuel By Route Analysis

Reporting Year: *January - December 2019*
Production *06/2019*

<u>Production Period</u>	<u>Receipt Segment</u>	<u>Delivery Segment</u>	<u>Service Class</u>	<u>Svc Req Contract</u>	<u>Receipt Location</u>	<u>Receipt Loc Prop</u>	<u>Delivery Location</u>	<u>Delivery Loc Prop</u>	<u>Fuel Quantity</u>
6/2019	ME 3	W17	TR	132627	513125	1387755	521266	28702	499
6/2019	ME 3	W17	TR	132627	513125	1387755	523032	384134	1,187
6/2019	ME 3	W17	TR	132628	513125	1387755	523032	384134	1,187
6/2019	ME 3	W17	TR	132629	513125	1387755	521266	28702	1,996
6/2019	ME 3	W17	TR	132630	513125	1387755	521314	28661	580
6/2019	ME 3	W17	TR	132633	513105	513105	521172	28846	26
6/2019	ME 3	W17	TR	132669	513085	742252	521296	139402	73
6/2019	ME 3	W17	TR	132669	513085	742252	521650	269472	197
6/2019	ME 3	W17	TR	132669	513085	742252	521654	284917	101
6/2019	ME 3	W17	TR	132669	513085	742252	523034	384136	239
6/2019	ME 3	W17	TR	132669	513085	742252	523042	439345	126
6/2019	ME 3	W17	TR	132670	513085	742252	521650	269472	15
6/2019	ME 3	W17	TR	132670	513085	742252	523034	384136	697
6/2019	ME 3	W17	TR	132670	513085	742252	523042	439345	13
6/2019	ME 3	W17	TR	132675	513085	742252	521654	284917	52
6/2019	ME 3	W17	TR	132675	513085	742252	523034	384136	84
6/2019	ME 3	W17	TR	132675	513085	742252	523042	439345	33
6/2019	ME 3	W17	TR	132682	513085	742252	521650	269472	106
6/2019	ME 3	W17	TR	132682	513085	742252	521654	284917	25
6/2019	ME 3	W17	TR	132682	513085	742252	523032	384134	61
6/2019	ME 3	W17	TR	132682	513085	742252	523034	384136	744
6/2019	ME 3	W17	TR	132682	513085	742252	510006	28808	12
6/2019	ME 3	W17	TR	132682	513105	513105	521654	284917	53
6/2019	ME 3	W17	TR	132682	513105	513105	523032	384134	60
6/2019	ME 3	W17	TR	132682	513085	742252	521164	28842	240
6/2019	ME 3	W17	TR	132876	513085	742252	521178	28883	196
6/2019	ME 3	W17	TR	132876	513085	742252	521246	28844	72
6/2019	ME 3	W17	TR	132876	513085	742252	521266	28702	156
6/2019	ME 3	W17	TR	132876	513085	742252	521314	28661	735
6/2019	ME 3	W17	TR	132876	513085	742252	521784	28720	51
6/2019	ME 3	W17	TR	132876	513105	513105	521302	28747	145
6/2019	ME 3	W17	TR	132900	513105	513105	521178	28883	239
6/2019	ME 3	W17	TR	132900	513105	513105	521302	28747	326



VASCR351

ANR Pipeline Company Transportation Services Fuel By Route Analysis

Reporting Year: January - December 2019
Production 06/2019

<u>Production Period</u>	<u>Receipt Segment</u>	<u>Delivery Segment</u>	<u>Service Class</u>	<u>Svc Req Contract</u>	<u>Receipt Location</u>	<u>Receipt Loc Prop</u>	<u>Delivery Location</u>	<u>Delivery Loc Prop</u>	<u>Fuel Quantity</u>
6/2019	ME 3	W1 7	TR	132900	513105	513105	521322	28868	73
6/2019	ME 3	W1 7	TR	132900	513105	513105	521784	28720	87
		Segment Subtotal							33,956
6/2019	MI 7	ME 3	TR	125047	505038	153808	505007	139235	72
6/2019	MI 7	ME 3	TR	132561	505038	153808	505012	139240	56
6/2019	MI 7	ME 3	TS	109138	505038	153808	505011	139239	7
		Segment Subtotal							135
6/2019	MI 7	MI 7	TR	107879	510005	246067	505038	153808	155
6/2019	MI 7	MI 7	TR	107895	511136	277072	505038	153808	5
6/2019	MI 7	MI 7	TR	107895	511136	277072	521008	11616	76
6/2019	MI 7	MI 7	TR	109024	510005	246067	505038	153808	3,721
6/2019	MI 7	MI 7	TR	109212	510005	246067	505038	153808	1,168
6/2019	MI 7	MI 7	TR	109223	511136	277072	505038	153808	884
6/2019	MI 7	MI 7	TR	109422	521122	11751	505038	153808	97
6/2019	MI 7	MI 7	TR	109595	505038	153808	505019	139251	51
6/2019	MI 7	MI 7	TR	110019	505038	153808	505018	139250	51
6/2019	MI 7	MI 7	TR	111493	511144	48642	505033	139382	13,029
6/2019	MI 7	MI 7	TR	112110	511144	48642	505474	542526	4,642
6/2019	MI 7	MI 7	TR	113186	505108	243097	505038	153808	483
6/2019	MI 7	MI 7	TR	113186	510005	246067	505038	153808	156
6/2019	MI 7	MI 7	TR	113186	511136	277072	505038	153808	1,042
6/2019	MI 7	MI 7	TR	113239	511136	277072	505038	153808	7
6/2019	MI 7	MI 7	TR	113498	511158	48644	505038	153808	210
6/2019	MI 7	MI 7	TR	113709	510005	246067	505038	153808	2,849
6/2019	MI 7	MI 7	TR	114824	505230	153728	521606	216654	42
6/2019	MI 7	MI 7	TR	115717	505230	153728	521054	280435	12
6/2019	MI 7	MI 7	TR	117338	505108	243097	505038	153808	984
6/2019	MI 7	MI 7	TR	117338	510005	246067	505038	153808	974
6/2019	MI 7	MI 7	TR	117338	511136	277072	505038	153808	63
6/2019	MI 7	MI 7	TR	119958	505230	153728	523014	318733	58
6/2019	MI 7	MI 7	TR	119963	505230	153728	521058	282435	39
6/2019	MI 7	MI 7	TR	119973	505230	153728	523074	1292925	21



VASCR351

**ANR Pipeline Company
Transportation Services
Fuel By Route Analysis**

Reporting Year: *January - December 2019*
Production **06/2019**

<u>Production Period</u>	<u>Receipt Segment</u>	<u>Delivery Segment</u>	<u>Service Class</u>	<u>Svc Req Contract</u>	<u>Receipt Location</u>	<u>Receipt Loc Prop</u>	<u>Delivery Location</u>	<u>Delivery Loc Prop</u>	<u>Fuel Quantity</u>
6/2019	MI 7	MI 7	TR	119973	510036	142164	523074	1292925	64
6/2019	MI 7	MI 7	TR	120610	505230	153728	510005	246067	40
6/2019	MI 7	MI 7	TR	122065	510005	246067	521104	40849	2,680
6/2019	MI 7	MI 7	TR	122065	510005	246067	521690	40892	245
6/2019	MI 7	MI 7	TR	122065	511136	277072	521104	40849	1,639
6/2019	MI 7	MI 7	TR	122065	511136	277072	521690	40892	3,393
6/2019	MI 7	MI 7	TR	122065	511136	277072	521704	40832	63
6/2019	MI 7	MI 7	TR	122700	511136	277072	505038	153808	1,509
6/2019	MI 7	MI 7	TR	124085	510005	246067	505038	153808	2,688
6/2019	MI 7	MI 7	TR	124087	510005	246067	505038	153808	2,739
6/2019	MI 7	MI 7	TR	124625	511136	277072	505038	153808	435
6/2019	MI 7	MI 7	TR	125045	505038	153808	505028	139366	578
6/2019	MI 7	MI 7	TR	125056	505038	153808	505131	295958	87
6/2019	MI 7	MI 7	TR	125056	505131	295958	505038	153808	2,202
6/2019	MI 7	MI 7	TR	125465	505038	153808	505017	139249	63
6/2019	MI 7	MI 7	TR	125573	511158	48644	505038	153808	1,590
6/2019	MI 7	MI 7	TR	126338	510005	246067	505038	153808	238
6/2019	MI 7	MI 7	TR	126338	511136	277072	505038	153808	2,275
6/2019	MI 7	MI 7	TR	126356	510005	246067	505038	153808	791
6/2019	MI 7	MI 7	TR	126356	510005	246067	521116	42078	25
6/2019	MI 7	MI 7	TR	126356	510005	246067	521118	11578	187
6/2019	MI 7	MI 7	TR	126737	505038	153808	521008	11616	33
6/2019	MI 7	MI 7	TR	127693	510005	246067	505038	153808	149
6/2019	MI 7	MI 7	TR	127693	511136	277072	505038	153808	1,164
6/2019	MI 7	MI 7	TR	127699	505038	153808	523084	1402545	981
6/2019	MI 7	MI 7	TR	128295	505038	153808	521116	42078	108
6/2019	MI 7	MI 7	TR	128295	511136	277072	505038	153808	16
6/2019	MI 7	MI 7	TR	128296	505038	153808	521116	42078	26
6/2019	MI 7	MI 7	TR	128296	511136	277072	521014	153852	11
6/2019	MI 7	MI 7	TR	128296	511158	48644	505038	153808	136
6/2019	MI 7	MI 7	TR	128296	511158	48644	521124	11562	200
6/2019	MI 7	MI 7	TR	128710	505038	153808	523008	312117	69
6/2019	MI 7	MI 7	TR	129337	505038	153808	521030	282436	118



VASCR351

**ANR Pipeline Company
Transportation Services
Fuel By Route Analysis**

Reporting Year: *January - December 2019*
Production **06/2019**

<u>Production Period</u>	<u>Receipt Segment</u>	<u>Delivery Segment</u>	<u>Service Class</u>	<u>Svc Req Contract</u>	<u>Receipt Location</u>	<u>Receipt Loc Prop</u>	<u>Delivery Location</u>	<u>Delivery Loc Prop</u>	<u>Fuel Quantity</u>
6/2019	MI 7	MI 7	TR	129337	511158	48644	505038	153808	1,537
6/2019	MI 7	MI 7	TR	129337	511158	48644	505587	505587	944
6/2019	MI 7	MI 7	TR	129337	511158	48644	521030	282436	1,751
6/2019	MI 7	MI 7	TR	129337	511158	48644	523084	1402545	50
6/2019	MI 7	MI 7	TR	129771	510005	246067	505038	153808	2
6/2019	MI 7	MI 7	TR	129796	510005	246067	505038	153808	14
6/2019	MI 7	MI 7	TR	129878	510005	246067	505038	153808	68
6/2019	MI 7	MI 7	TR	129886	511136	277072	505038	153808	697
6/2019	MI 7	MI 7	TR	129887	510005	246067	505038	153808	90
6/2019	MI 7	MI 7	TR	129978	505230	153728	505541	1181282	88
6/2019	MI 7	MI 7	TR	130320	511136	277072	505038	153808	30
6/2019	MI 7	MI 7	TR	130320	511136	277072	521144	11580	141
6/2019	MI 7	MI 7	TR	130320	511136	277072	521146	11785	50
6/2019	MI 7	MI 7	TR	130320	511136	277072	521156	11572	18
6/2019	MI 7	MI 7	TR	131162	505038	153808	523084	1402545	746
6/2019	MI 7	MI 7	TR	131162	510029	2610	505038	153808	110
6/2019	MI 7	MI 7	TR	131162	510029	2610	521030	282436	6
6/2019	MI 7	MI 7	TR	131162	521985	278172	505038	153808	69
6/2019	MI 7	MI 7	TR	131177	505038	153808	521932	138744	69
6/2019	MI 7	MI 7	TR	131177	510005	246067	505038	153808	781
6/2019	MI 7	MI 7	TR	131177	510005	246067	521116	42078	75
6/2019	MI 7	MI 7	TR	131177	510005	246067	521118	11578	345
6/2019	MI 7	MI 7	TR	131177	510005	246067	521634	11566	1,154
6/2019	MI 7	MI 7	TR	131177	511136	277072	505038	153808	600
6/2019	MI 7	MI 7	TR	131177	511136	277072	521118	11578	345
6/2019	MI 7	MI 7	TR	131177	511136	277072	521634	11566	910
6/2019	MI 7	MI 7	TR	131177	511136	277072	521690	40892	7
6/2019	MI 7	MI 7	TR	131221	510005	246067	521074	40470	943
6/2019	MI 7	MI 7	TR	131221	510005	246067	521098	108641	18
6/2019	MI 7	MI 7	TR	131221	510005	246067	521118	11578	13
6/2019	MI 7	MI 7	TR	131221	510005	246067	521122	11751	68
6/2019	MI 7	MI 7	TR	131221	510005	246067	521124	11562	21
6/2019	MI 7	MI 7	TR	131221	510005	246067	521138	11680	13



VASCR351

**ANR Pipeline Company
Transportation Services
Fuel By Route Analysis**

Reporting Year: *January - December 2019*
Production 06/2019

<u>Production Period</u>	<u>Receipt Segment</u>	<u>Delivery Segment</u>	<u>Service Class</u>	<u>Svc Req Contract</u>	<u>Receipt Location</u>	<u>Receipt Loc Prop</u>	<u>Delivery Location</u>	<u>Delivery Loc Prop</u>	<u>Fuel Quantity</u>
6/2019	MI 7	MI 7	TR	131221	510005	246067	521142	40477	127
6/2019	MI 7	MI 7	TR	131221	510005	246067	521144	11580	26
6/2019	MI 7	MI 7	TR	131221	510005	246067	521162	11748	13
6/2019	MI 7	MI 7	TR	131221	510005	246067	521606	216654	785
6/2019	MI 7	MI 7	TR	131221	510005	246067	521624	4375	39
6/2019	MI 7	MI 7	TR	131221	510005	246067	521670	40468	26
6/2019	MI 7	MI 7	TR	131221	510005	246067	521690	40892	288
6/2019	MI 7	MI 7	TR	131221	510005	246067	521966	216338	13
6/2019	MI 7	MI 7	TR	131221	510005	246067	523052	467243	64
6/2019	MI 7	MI 7	TR	131221	511136	277072	521074	40470	880
6/2019	MI 7	MI 7	TR	131221	511136	277072	521098	108641	14
6/2019	MI 7	MI 7	TR	131221	511136	277072	521118	11578	19
6/2019	MI 7	MI 7	TR	131221	511136	277072	521122	11751	101
6/2019	MI 7	MI 7	TR	131221	511136	277072	521124	11562	28
6/2019	MI 7	MI 7	TR	131221	511136	277072	521138	11680	25
6/2019	MI 7	MI 7	TR	131221	511136	277072	521142	40477	109
6/2019	MI 7	MI 7	TR	131221	511136	277072	521144	11580	34
6/2019	MI 7	MI 7	TR	131221	511136	277072	521162	11748	17
6/2019	MI 7	MI 7	TR	131221	511136	277072	521606	216654	481
6/2019	MI 7	MI 7	TR	131221	511136	277072	521624	4375	44
6/2019	MI 7	MI 7	TR	131221	511136	277072	521670	40468	38
6/2019	MI 7	MI 7	TR	131221	511136	277072	521690	40892	642
6/2019	MI 7	MI 7	TR	131221	511136	277072	521966	216338	17
6/2019	MI 7	MI 7	TR	131221	511136	277072	523052	467243	119
6/2019	MI 7	MI 7	TR	131221	511158	48644	521606	216654	150
6/2019	MI 7	MI 7	TR	131605	505038	153808	505108	243097	84
6/2019	MI 7	MI 7	TR	131605	505038	153808	510005	246067	605
6/2019	MI 7	MI 7	TR	131605	505038	153808	521634	11566	2,219
6/2019	MI 7	MI 7	TR	131605	510005	246067	505038	153808	198
6/2019	MI 7	MI 7	TR	131605	510005	246067	521634	11566	45
6/2019	MI 7	MI 7	TR	131605	511136	277072	505038	153808	3,624
6/2019	MI 7	MI 7	TR	131605	511136	277072	521634	11566	7,812
6/2019	MI 7	MI 7	TR	131642	505038	153808	521985	278172	51



VASCR351

**ANR Pipeline Company
Transportation Services
Fuel By Route Analysis**

Reporting Year: January - December 2019
Production 06/2019

<u>Production Period</u>	<u>Receipt Segment</u>	<u>Delivery Segment</u>	<u>Service Class</u>	<u>Svc Req Contract</u>	<u>Receipt Location</u>	<u>Receipt Loc Prop</u>	<u>Delivery Location</u>	<u>Delivery Loc Prop</u>	<u>Fuel Quantity</u>
6/2019	MI 7	MI 7	TR	131642	505515	866062	505038	153808	1
6/2019	MI 7	MI 7	TR	131642	505515	866062	505108	243097	7
6/2019	MI 7	MI 7	TR	131642	505515	866062	521985	278172	40
6/2019	MI 7	MI 7	TR	131642	510005	246067	505038	153808	172
6/2019	MI 7	MI 7	TR	131642	510005	246067	521008	11616	25
6/2019	MI 7	MI 7	TR	131642	510005	246067	521606	216654	140
6/2019	MI 7	MI 7	TR	131642	510005	246067	521634	11566	2
6/2019	MI 7	MI 7	TR	131642	510005	246067	521690	40892	4
6/2019	MI 7	MI 7	TR	131642	511136	277072	505038	153808	305
6/2019	MI 7	MI 7	TR	131642	511136	277072	521008	11616	4
6/2019	MI 7	MI 7	TR	131642	511136	277072	521634	11566	1
6/2019	MI 7	MI 7	TR	131642	511136	277072	521670	40468	9
6/2019	MI 7	MI 7	TR	131642	511136	277072	521690	40892	15
6/2019	MI 7	MI 7	TR	131644	505038	153808	505108	243097	11
6/2019	MI 7	MI 7	TR	131644	505038	153808	521606	216654	26
6/2019	MI 7	MI 7	TR	131644	505038	153808	521985	278172	125
6/2019	MI 7	MI 7	TR	131644	510005	246067	505038	153808	97
6/2019	MI 7	MI 7	TR	131644	510005	246067	521670	40468	24
6/2019	MI 7	MI 7	TR	131644	510005	246067	521966	216338	3
6/2019	MI 7	MI 7	TR	131644	511136	277072	505038	153808	392
6/2019	MI 7	MI 7	TR	131644	511136	277072	521008	11616	3
6/2019	MI 7	MI 7	TR	131644	511136	277072	521162	11748	5
6/2019	MI 7	MI 7	TR	131644	511136	277072	521606	216654	26
6/2019	MI 7	MI 7	TR	131644	511136	277072	521690	40892	3
6/2019	MI 7	MI 7	TR	131853	505038	153808	505541	1181282	39
6/2019	MI 7	MI 7	TR	131923	505108	243097	505038	153808	593
6/2019	MI 7	MI 7	TR	131923	505230	153728	523085	1402711	2
6/2019	MI 7	MI 7	TR	131940	511128	139396	521138	11680	29
6/2019	MI 7	MI 7	TR	131942	511128	139396	521138	11680	3
6/2019	MI 7	MI 7	TR	131988	510005	246067	521030	282436	97
6/2019	MI 7	MI 7	TR	131988	510029	2610	521030	282436	72
6/2019	MI 7	MI 7	TR	131988	511136	277072	505038	153808	12
6/2019	MI 7	MI 7	TR	131988	511136	277072	521030	282436	567



VASCR351

**ANR Pipeline Company
Transportation Services
Fuel By Route Analysis**

Reporting Year: *January - December 2019*
Production **06/2019**

<u>Production Period</u>	<u>Receipt Segment</u>	<u>Delivery Segment</u>	<u>Service Class</u>	<u>Svc Req Contract</u>	<u>Receipt Location</u>	<u>Receipt Loc Prop</u>	<u>Delivery Location</u>	<u>Delivery Loc Prop</u>	<u>Fuel Quantity</u>
6/2019	MI 7	MI 7	TR	132082	505038	153808	505108	243097	7
6/2019	MI 7	MI 7	TR	132082	505038	153808	521985	278172	41
6/2019	MI 7	MI 7	TR	132082	510005	246067	505038	153808	49
6/2019	MI 7	MI 7	TR	132082	511136	277072	505038	153808	29
6/2019	MI 7	MI 7	TR	132083	505038	153808	521118	11578	3
6/2019	MI 7	MI 7	TR	132083	505038	153808	521122	11751	2
6/2019	MI 7	MI 7	TR	132083	505038	153808	521162	11748	4
6/2019	MI 7	MI 7	TR	132083	510005	246067	505038	153808	8
6/2019	MI 7	MI 7	TR	132083	511136	277072	505038	153808	6
6/2019	MI 7	MI 7	TR	132095	510005	246067	505038	153808	318
6/2019	MI 7	MI 7	TR	132095	510005	246067	523008	312117	2,722
6/2019	MI 7	MI 7	TR	132095	511136	277072	505038	153808	614
6/2019	MI 7	MI 7	TR	132095	511136	277072	523008	312117	1,353
6/2019	MI 7	MI 7	TR	132243	511158	48644	505038	153808	45
6/2019	MI 7	MI 7	TR	132243	511158	48644	521124	11562	373
6/2019	MI 7	MI 7	TR	132244	511158	48644	505038	153808	33
6/2019	MI 7	MI 7	TR	132244	511158	48644	521124	11562	405
6/2019	MI 7	MI 7	TR	132245	511136	277072	505038	153808	2
6/2019	MI 7	MI 7	TR	132267	505230	153728	521942	198847	14
6/2019	MI 7	MI 7	TR	132267	511136	277072	521008	11616	1
6/2019	MI 7	MI 7	TR	132267	511136	277072	521690	40892	5
6/2019	MI 7	MI 7	TR	132401	505038	153808	521008	11616	188
6/2019	MI 7	MI 7	TR	132402	505108	243097	505038	153808	140
6/2019	MI 7	MI 7	TR	132433	511158	48644	505038	153808	10
6/2019	MI 7	MI 7	TR	132471	511136	277072	505038	153808	2,358
6/2019	MI 7	MI 7	TR	132517	505230	153728	523029	360888	66
6/2019	MI 7	MI 7	TR	132517	511158	48644	523008	312117	247
6/2019	MI 7	MI 7	TR	132519	505108	243097	505038	153808	882
6/2019	MI 7	MI 7	TR	132521	511158	48644	505038	153808	612
6/2019	MI 7	MI 7	TR	132521	511158	48644	523008	312117	568
6/2019	MI 7	MI 7	TR	132543	511158	48644	505587	505587	167
6/2019	MI 7	MI 7	TR	132544	505038	153808	523008	312117	542
6/2019	MI 7	MI 7	TR	132544	505108	243097	505038	153808	38



VASCR351

**ANR Pipeline Company
Transportation Services
Fuel By Route Analysis**

Reporting Year: *January - December 2019*
Production 06/2019

<u>Production Period</u>	<u>Receipt Segment</u>	<u>Delivery Segment</u>	<u>Service Class</u>	<u>Svc Req Contract</u>	<u>Receipt Location</u>	<u>Receipt Loc Prop</u>	<u>Delivery Location</u>	<u>Delivery Loc Prop</u>	<u>Fuel Quantity</u>
6/2019	MI 7	MI 7	TR	132544	505108	243097	523008	312117	59
6/2019	MI 7	MI 7	TR	132544	510005	246067	505038	153808	166
6/2019	MI 7	MI 7	TR	132544	510005	246067	523008	312117	45
6/2019	MI 7	MI 7	TR	132544	511136	277072	505038	153808	412
6/2019	MI 7	MI 7	TR	132544	511136	277072	521116	42078	7
6/2019	MI 7	MI 7	TR	132544	511136	277072	523008	312117	532
6/2019	MI 7	MI 7	TR	132544	511158	48644	505038	153808	1,178
6/2019	MI 7	MI 7	TR	132544	511158	48644	521690	40892	4
6/2019	MI 7	MI 7	TR	132544	511158	48644	523008	312117	3,701
6/2019	MI 7	MI 7	TR	132544	513023	120743	523008	312117	132
6/2019	MI 7	MI 7	TR	132544	523086	523086	521116	42078	485
6/2019	MI 7	MI 7	TR	132581	511158	48644	505038	153808	1,560
6/2019	MI 7	MI 7	TR	132582	505038	153808	521058	282435	85
6/2019	MI 7	MI 7	TR	132582	505038	153808	521634	11566	65
6/2019	MI 7	MI 7	TR	132582	505038	153808	523014	318733	300
6/2019	MI 7	MI 7	TR	132587	505038	153808	521058	282435	10
6/2019	MI 7	MI 7	TR	132587	510005	246067	505038	153808	38
6/2019	MI 7	MI 7	TR	132587	511136	277072	505038	153808	803
6/2019	MI 7	MI 7	TR	132587	511136	277072	505541	1181282	39
6/2019	MI 7	MI 7	TR	132590	505038	153808	505108	243097	28
6/2019	MI 7	MI 7	TR	132590	505038	153808	510005	246067	117
6/2019	MI 7	MI 7	TR	132590	505038	153808	521030	282436	201
6/2019	MI 7	MI 7	TR	132590	505038	153808	523084	1402545	925
6/2019	MI 7	MI 7	TR	132590	505222	140358	505137	320550	3,493
6/2019	MI 7	MI 7	TR	132590	511136	277072	505038	153808	480
6/2019	MI 7	MI 7	TR	132590	511158	48644	505038	153808	2,187
6/2019	MI 7	MI 7	TR	132590	511158	48644	505587	505587	2,578
6/2019	MI 7	MI 7	TR	132590	511158	48644	521030	282436	9,454
6/2019	MI 7	MI 7	TR	132590	511158	48644	521690	40892	35
6/2019	MI 7	MI 7	TR	132590	511158	48644	523084	1402545	74
6/2019	MI 7	MI 7	TR	132600	505108	243097	505038	153808	83
6/2019	MI 7	MI 7	TR	132600	510005	246067	505038	153808	409
6/2019	MI 7	MI 7	TR	132600	511136	277072	505038	153808	1,619



VASCR351

ANR Pipeline Company Transportation Services Fuel By Route Analysis

Reporting Year: *January - December 2019*
Production **06/2019**

<u>Production Period</u>	<u>Receipt Segment</u>	<u>Delivery Segment</u>	<u>Service Class</u>	<u>Svc Req Contract</u>	<u>Receipt Location</u>	<u>Receipt Loc Prop</u>	<u>Delivery Location</u>	<u>Delivery Loc Prop</u>	<u>Fuel Quantity</u>
6/2019	MI 7	MI 7	TR	132606	510005	246067	521030	282436	117
6/2019	MI 7	MI 7	TR	132606	510029	2610	521030	282436	93
6/2019	MI 7	MI 7	TR	132606	511136	277072	505038	153808	210
6/2019	MI 7	MI 7	TR	132606	511136	277072	521030	282436	379
6/2019	MI 7	MI 7	TR	132606	511136	277072	521690	40892	55
6/2019	MI 7	MI 7	TR	132606	511158	48644	505038	153808	164
6/2019	MI 7	MI 7	TR	132606	511158	48644	505587	505587	69
6/2019	MI 7	MI 7	TR	132606	511158	48644	521030	282436	940
6/2019	MI 7	MI 7	TR	132612	511136	277072	505038	153808	37
6/2019	MI 7	MI 7	TR	132615	510005	246067	505038	153808	2,249
6/2019	MI 7	MI 7	TR	132615	510005	246067	521008	11616	404
6/2019	MI 7	MI 7	TR	132615	511136	277072	505038	153808	1,666
6/2019	MI 7	MI 7	TR	132615	511136	277072	521008	11616	130
6/2019	MI 7	MI 7	TR	132630	511158	48644	505587	505587	139
6/2019	MI 7	MI 7	TR	132639	510005	246067	505038	153808	99
6/2019	MI 7	MI 7	TR	132639	511136	277072	505038	153808	3
6/2019	MI 7	MI 7	TR	132639	511158	48644	505038	153808	252
6/2019	MI 7	MI 7	TR	132660	511136	277072	521014	153852	17
6/2019	MI 7	MI 7	TR	132662	505222	140358	505137	320550	138
6/2019	MI 7	MI 7	TR	132662	510005	246067	505038	153808	1,322
6/2019	MI 7	MI 7	TR	132662	510005	246067	521030	282436	1,554
6/2019	MI 7	MI 7	TR	132662	510005	246067	521690	40892	17
6/2019	MI 7	MI 7	TR	132662	510005	246067	523086	523086	82
6/2019	MI 7	MI 7	TR	132662	510029	2610	505038	153808	84
6/2019	MI 7	MI 7	TR	132662	511136	277072	505038	153808	298
6/2019	MI 7	MI 7	TR	132662	511136	277072	521030	282436	289
6/2019	MI 7	MI 7	TR	132662	511136	277072	521690	40892	23
6/2019	MI 7	MI 7	TR	132662	511136	277072	523086	523086	17
6/2019	MI 7	MI 7	TR	132662	511158	48644	505038	153808	141
6/2019	MI 7	MI 7	TR	132663	505108	243097	505038	153808	83
6/2019	MI 7	MI 7	TR	132663	505108	243097	505541	1181282	37
6/2019	MI 7	MI 7	TR	132663	510005	246067	505038	153808	157
6/2019	MI 7	MI 7	TR	132663	511136	277072	505038	153808	256



VASCR351

ANR Pipeline Company Transportation Services Fuel By Route Analysis

Reporting Year: *January - December 2019*
Production 06/2019

<u>Production Period</u>	<u>Receipt Segment</u>	<u>Delivery Segment</u>	<u>Service Class</u>	<u>Svc Req. Contract</u>	<u>Receipt Location</u>	<u>Receipt Loc Prop</u>	<u>Delivery Location</u>	<u>Delivery Loc Prop</u>	<u>Fuel Quantity</u>
6/2019	MI 7	MI 7	TR	132682	505038	153808	505108	243097	32
6/2019	MI 7	MI 7	TR	132682	505038	153808	521008	11616	27
6/2019	MI 7	MI 7	TR	132682	505038	153808	521985	278172	13
6/2019	MI 7	MI 7	TR	132682	511136	277072	505038	153808	129
6/2019	MI 7	MI 7	TR	132682	511158	48644	505038	153808	27
6/2019	MI 7	MI 7	TR	132685	505038	153808	505587	505587	168
6/2019	MI 7	MI 7	TR	132686	505038	153808	505587	505587	6
6/2019	MI 7	MI 7	TR	132698	510005	246067	505038	153808	650
6/2019	MI 7	MI 7	TR	132698	511136	277072	505038	153808	255
6/2019	MI 7	MI 7	TR	132744	505038	153808	521634	11566	3
6/2019	MI 7	MI 7	TR	132744	511136	277072	505038	153808	2,140
6/2019	MI 7	MI 7	TR	132744	511136	277072	521634	11566	154
6/2019	MI 7	MI 7	TR	132806	505038	153808	505108	243097	133
6/2019	MI 7	MI 7	TR	132806	505515	866062	505038	153808	19
6/2019	MI 7	MI 7	TR	132806	505515	866062	505108	243097	46
6/2019	MI 7	MI 7	TR	132806	510005	246067	505038	153808	390
6/2019	MI 7	MI 7	TR	132806	510005	246067	521008	11616	5
6/2019	MI 7	MI 7	TR	132806	511136	277072	505038	153808	650
6/2019	MI 7	MI 7	TR	132806	511136	277072	521008	11616	3
6/2019	MI 7	MI 7	TR	132810	511136	277072	505038	153808	728
6/2019	MI 7	MI 7	TR	132852	511136	277072	505038	153808	45
6/2019	MI 7	MI 7	TR	132883	511136	277072	505038	153808	4
6/2019	MI 7	MI 7	TR	132897	511136	277072	505017	139249	70
6/2019	MI 7	MI 7	TR	132914	511136	277072	505038	153808	26
6/2019	MI 7	MI 7	TS	109138	505038	153808	505038	153808	45
6/2019	MI 7	MI 7	TS	109171	505038	153808	505038	153808	34
6/2019	MI 7	MI 7	TS	123102	505038	153808	505038	153808	28
6/2019	MI 7	MI 7	TS	123151	505038	153808	505038	153808	10
6/2019	MI 7	MI 7	TS	128294	505038	153808	505038	153808	58
		Segment Subtotal							151,300
6/2019	MI 7	MW 6	TR	108985	505038	153808	505005	139233	1
6/2019	MI 7	MW 6	TR	118249	511136	277072	505013	139241	24
6/2019	MI 7	MW 6	TR	118249	511136	277072	505578	1402365	39



VASCR351

**ANR Pipeline Company
Transportation Services
Fuel By Route Analysis**

Reporting Year: *January - December 2019*
Production 06/2019

<u>Production Period</u>	<u>Receipt Segment</u>	<u>Delivery Segment</u>	<u>Service Class</u>	<u>Svc Req Contract</u>	<u>Receipt Location</u>	<u>Receipt Loc Prop</u>	<u>Delivery Location</u>	<u>Delivery Loc Prop</u>	<u>Fuel Quantity</u>
6/2019	MI 7	MW 6	TR	123405	505038	153808	505013	139241	32
6/2019	MI 7	MW 6	TR	126266	505108	243097	523078	1394871	11
6/2019	MI 7	MW 6	TR	132612	505038	153808	521482	4741	41
6/2019	MI 7	MW 6	TR	132902	510005	246067	521434	4619	19
6/2019	MI 7	MW 6	TS	109171	505038	153808	521428	40193	9
6/2019	MI 7	MW 6	TS	110863	505038	153808	521608	171759	1
6/2019	MI 7	MW 6	TS	123151	505038	153808	521498	4857	4
	Segment Subtotal								181
6/2019	MI 7	WI 7	TR	850	505038	153808	505025	139257	42
6/2019	MI 7	WI 7	TR	1600	505038	153808	505026	139258	1
6/2019	MI 7	WI 7	TR	105428	510005	246067	521262	36868	90
6/2019	MI 7	WI 7	TR	105428	511136	277072	521262	36868	306
6/2019	MI 7	WI 7	TR	106322	505038	153808	505026	139258	60
6/2019	MI 7	WI 7	TR	106955	510005	246067	521172	28846	15
6/2019	MI 7	WI 7	TR	106955	511136	277072	521172	28846	71
6/2019	MI 7	WI 7	TR	107306	510005	246067	521298	28736	13
6/2019	MI 7	WI 7	TR	107306	511136	277072	521298	28736	50
6/2019	MI 7	WI 7	TR	107879	505038	153808	505023	139255	111
6/2019	MI 7	WI 7	TR	107879	505038	153808	521172	28846	98
6/2019	MI 7	WI 7	TR	107879	510005	246067	505023	139255	2
6/2019	MI 7	WI 7	TR	107895	511136	277072	505024	139256	36
6/2019	MI 7	WI 7	TR	107897	505038	153808	505024	139256	618
6/2019	MI 7	WI 7	TR	109022	505038	153808	521610	261574	2
6/2019	MI 7	WI 7	TR	109025	510005	246067	521610	261574	777
6/2019	MI 7	WI 7	TR	109212	510005	246067	521172	28846	100
6/2019	MI 7	WI 7	TR	109218	505038	153808	505023	139255	306
6/2019	MI 7	WI 7	TR	109223	511136	277072	521250	28841	213
6/2019	MI 7	WI 7	TR	110016	505038	153808	523035	387791	103
6/2019	MI 7	WI 7	TR	110016	505230	153728	523035	387791	217
6/2019	MI 7	WI 7	TR	110016	511136	277072	523035	387791	2,074
6/2019	MI 7	WI 7	TR	111201	511136	277072	521250	28841	16
6/2019	MI 7	WI 7	TR	111296	510005	246067	505026	139258	2,100
6/2019	MI 7	WI 7	TR	111316	510005	246067	521370	28788	28



VASCR351

ANR Pipeline Company Transportation Services Fuel By Route Analysis

Reporting Year: *January - December 2019*
Production 06/2019

<u>Production Period</u>	<u>Receipt Segment</u>	<u>Delivery Segment</u>	<u>Service Class</u>	<u>Svc Req. Contract</u>	<u>Receipt Location</u>	<u>Receipt Loc Prop</u>	<u>Delivery Location</u>	<u>Delivery Loc Prop</u>	<u>Fuel Quantity</u>
6/2019	MI 7	WI 7	TR	111316	511136	277072	521370	28788	92
6/2019	MI 7	WI 7	TR	111730	505108	243097	521164	28842	34
6/2019	MI 7	WI 7	TR	111730	511136	277072	521164	28842	145
6/2019	MI 7	WI 7	TR	111730	511136	277072	523034	384136	3,167
6/2019	MI 7	WI 7	TR	111813	511136	277072	505025	139257	170
6/2019	MI 7	WI 7	TR	112565	505038	153808	521650	269472	236
6/2019	MI 7	WI 7	TR	112565	505108	243097	521650	269472	266
6/2019	MI 7	WI 7	TR	112565	505108	243097	523032	384134	393
6/2019	MI 7	WI 7	TR	112565	505108	243097	523042	439345	12
6/2019	MI 7	WI 7	TR	112565	510005	246067	523032	384134	309
6/2019	MI 7	WI 7	TR	112565	511136	277072	521650	269472	109
6/2019	MI 7	WI 7	TR	112565	511136	277072	523032	384134	2,288
6/2019	MI 7	WI 7	TR	112565	511136	277072	523042	439345	187
6/2019	MI 7	WI 7	TR	113186	505108	243097	523032	384134	11
6/2019	MI 7	WI 7	TR	113186	505108	243097	523042	439345	17
6/2019	MI 7	WI 7	TR	113186	510005	246067	523032	384134	208
6/2019	MI 7	WI 7	TR	113186	511136	277072	523032	384134	101
6/2019	MI 7	WI 7	TR	113186	511136	277072	523042	439345	52
6/2019	MI 7	WI 7	TR	113240	511136	277072	505025	139257	3
6/2019	MI 7	WI 7	TR	113877	511136	277072	521164	28842	22
6/2019	MI 7	WI 7	TR	113877	511136	277072	521168	28834	252
6/2019	MI 7	WI 7	TR	113879	511136	277072	521350	28660	69
6/2019	MI 7	WI 7	TR	113880	511136	277072	521786	28798	115
6/2019	MI 7	WI 7	TR	113881	511136	277072	521174	28778	3
6/2019	MI 7	WI 7	TR	113881	511136	277072	521198	28782	20
6/2019	MI 7	WI 7	TR	113884	511136	277072	521246	28844	278
6/2019	MI 7	WI 7	TR	113884	511136	277072	521784	28720	24
6/2019	MI 7	WI 7	TR	113886	511136	277072	521166	40496	69
6/2019	MI 7	WI 7	TR	113889	511136	277072	521178	28883	69
6/2019	MI 7	WI 7	TR	113890	511136	277072	521214	40197	46
6/2019	MI 7	WI 7	TR	113895	511136	277072	521320	28740	23
6/2019	MI 7	WI 7	TR	113904	511136	277072	521164	28842	3
6/2019	MI 7	WI 7	TR	113904	511136	277072	521210	28828	89



VASCR351

ANR Pipeline Company Transportation Services Fuel By Route Analysis

Reporting Year: *January - December 2019*
Production *06/2019*

<u>Production Period</u>	<u>Receipt Segment</u>	<u>Delivery Segment</u>	<u>Service Class</u>	<u>Svc Req Contract</u>	<u>Receipt Location</u>	<u>Receipt Loc Prop</u>	<u>Delivery Location</u>	<u>Delivery Loc Prop</u>	<u>Fuel Quantity</u>
6/2019	MI 7	WI 7	TR	113906	511136	277072	521344	28734	23
6/2019	MI 7	WI 7	TR	113910	511136	277072	521310	28743	23
6/2019	MI 7	WI 7	TR	113914	511136	277072	521180	28875	23
6/2019	MI 7	WI 7	TR	113916	511136	277072	521316	28831	23
6/2019	MI 7	WI 7	TR	113917	511136	277072	521194	40223	20
6/2019	MI 7	WI 7	TR	113921	511136	277072	521260	36867	46
6/2019	MI 7	WI 7	TR	113922	511136	277072	521012	40226	80
6/2019	MI 7	WI 7	TR	113922	511136	277072	521246	28844	14
6/2019	MI 7	WI 7	TR	113922	511136	277072	521676	100052	4
6/2019	MI 7	WI 7	TR	113922	511136	277072	521784	28720	299
6/2019	MI 7	WI 7	TR	113922	511136	277072	521786	28798	76
6/2019	MI 7	WI 7	TR	113924	511136	277072	521814	36934	23
6/2019	MI 7	WI 7	TR	113925	511136	277072	521248	28811	23
6/2019	MI 7	WI 7	TR	113928	511136	277072	521240	28759	23
6/2019	MI 7	WI 7	TR	113933	511136	277072	521204	28672	69
6/2019	MI 7	WI 7	TR	113936	511136	277072	521012	40226	8
6/2019	MI 7	WI 7	TR	113936	511136	277072	521248	28811	61
6/2019	MI 7	WI 7	TR	113937	511136	277072	523034	384136	138
6/2019	MI 7	WI 7	TR	113938	511136	277072	521164	28842	3
6/2019	MI 7	WI 7	TR	113938	511136	277072	521184	40224	20
6/2019	MI 7	WI 7	TR	113945	511136	277072	521814	36934	140
6/2019	MI 7	WI 7	TR	113953	511136	277072	521202	28682	23
6/2019	MI 7	WI 7	TR	113956	511136	277072	521324	28794	46
6/2019	MI 7	WI 7	TR	113960	511136	277072	521370	28788	46
6/2019	MI 7	WI 7	TR	113961	511136	277072	521286	28853	23
6/2019	MI 7	WI 7	TR	113963	511136	277072	521336	28738	23
6/2019	MI 7	WI 7	TR	113975	511136	277072	521370	28788	23
6/2019	MI 7	WI 7	TR	113976	511136	277072	521012	40226	138
6/2019	MI 7	WI 7	TR	113978	511136	277072	521382	174790	23
6/2019	MI 7	WI 7	TR	113981	511136	277072	521374	28662	69
6/2019	MI 7	WI 7	TR	113987	511136	277072	521784	28720	391
6/2019	MI 7	WI 7	TR	113992	511136	277072	521324	28794	23
6/2019	MI 7	WI 7	TR	113999	511136	277072	521230	28819	23



VASCR351

ANR Pipeline Company Transportation Services Fuel By Route Analysis

Reporting Year: *January - December 2019*
Production 06/2019

<u>Production Period</u>	<u>Receipt Segment</u>	<u>Delivery Segment</u>	<u>Service Class</u>	<u>Svc Req Contract</u>	<u>Receipt Location</u>	<u>Receipt Loc Prop</u>	<u>Delivery Location</u>	<u>Delivery Loc Prop</u>	<u>Fuel Quantity</u>
6/2019	MI 7	WI 7	TR	114000	511136	277072	521174	28778	46
6/2019	MI 7	WI 7	TR	114005	511136	277072	521676	100052	92
6/2019	MI 7	WI 7	TR	114007	511136	277072	521168	28834	69
6/2019	MI 7	WI 7	TR	114505	510005	246067	505026	139258	630
6/2019	MI 7	WI 7	TR	114525	511136	277072	521200	28679	46
6/2019	MI 7	WI 7	TR	114668	505038	153808	521256	174788	42
6/2019	MI 7	WI 7	TR	114668	505038	153808	521258	265372	22
6/2019	MI 7	WI 7	TR	114668	505038	153808	521786	28798	23
6/2019	MI 7	WI 7	TR	114677	505108	243097	521288	28670	210
6/2019	MI 7	WI 7	TR	114677	511136	277072	521288	28670	690
6/2019	MI 7	WI 7	TR	114823	511136	277072	521266	28702	24
6/2019	MI 7	WI 7	TR	115224	511136	277072	521012	40226	92
6/2019	MI 7	WI 7	TR	115931	511136	277072	521298	28736	46
6/2019	MI 7	WI 7	TR	115957	505038	153808	505504	854822	425
6/2019	MI 7	WI 7	TR	116740	505230	153728	523068	956594	8
6/2019	MI 7	WI 7	TR	117335	505038	153808	505021	139253	43
6/2019	MI 7	WI 7	TR	117336	511136	277072	521810	36869	90
6/2019	MI 7	WI 7	TR	117338	505108	243097	521262	36868	38
6/2019	MI 7	WI 7	TR	117338	510005	246067	521262	36868	50
6/2019	MI 7	WI 7	TR	117354	510005	246067	521262	36868	34
6/2019	MI 7	WI 7	TR	117358	505108	243097	505021	139253	144
6/2019	MI 7	WI 7	TR	118490	511136	277072	521270	28676	23
6/2019	MI 7	WI 7	TR	118794	505038	153808	505023	139255	8
6/2019	MI 7	WI 7	TR	121932	505108	243097	521266	28702	14
6/2019	MI 7	WI 7	TR	121932	511136	277072	521266	28702	46
6/2019	MI 7	WI 7	TR	122065	510005	246067	521108	11702	55
6/2019	MI 7	WI 7	TR	122065	511136	277072	521108	11702	139
6/2019	MI 7	WI 7	TR	122700	511136	277072	521250	28841	171
6/2019	MI 7	WI 7	TR	123397	505108	243097	521266	28702	150
6/2019	MI 7	WI 7	TR	123397	510005	246067	521266	28702	30
6/2019	MI 7	WI 7	TR	123398	510005	246067	521392	28730	21
6/2019	MI 7	WI 7	TR	123398	511136	277072	521392	28730	69
6/2019	MI 7	WI 7	TR	124085	510005	246067	521172	28846	213



VASCR351

ANR Pipeline Company Transportation Services Fuel By Route Analysis

Reporting Year: *January - December 2019*
Production 06/2019

<u>Production Period</u>	<u>Receipt Segment</u>	<u>Delivery Segment</u>	<u>Service Class</u>	<u>Svc Req Contract</u>	<u>Receipt Location</u>	<u>Receipt Loc Prop</u>	<u>Delivery Location</u>	<u>Delivery Loc Prop</u>	<u>Fuel Quantity</u>
6/2019	MI 7	WI 7	TR	124087	510005	246067	521172	28846	146
6/2019	MI 7	WI 7	TR	124175	511136	277072	521314	28661	115
6/2019	MI 7	WI 7	TR	124176	511136	277072	521298	28736	69
6/2019	MI 7	WI 7	TR	124177	511136	277072	521188	28862	23
6/2019	MI 7	WI 7	TR	124178	511136	277072	521322	28868	46
6/2019	MI 7	WI 7	TR	124625	511136	277072	521250	28841	46
6/2019	MI 7	WI 7	TR	124705	511136	277072	521262	36868	581
6/2019	MI 7	WI 7	TR	124706	510005	246067	521266	28702	53
6/2019	MI 7	WI 7	TR	124706	511136	277072	521266	28702	168
6/2019	MI 7	WI 7	TR	125014	511136	277072	521812	40304	69
6/2019	MI 7	WI 7	TR	125655	511136	277072	521302	28747	23
6/2019	MI 7	WI 7	TR	126181	505038	153808	510006	28808	132
6/2019	MI 7	WI 7	TR	126181	505038	153808	521256	174788	326
6/2019	MI 7	WI 7	TR	126181	505038	153808	521258	265372	102
6/2019	MI 7	WI 7	TR	126181	505038	153808	521786	28798	176
6/2019	MI 7	WI 7	TR	126181	505038	153808	523034	384136	1,291
6/2019	MI 7	WI 7	TR	126181	505108	243097	521256	174788	69
6/2019	MI 7	WI 7	TR	126181	505108	243097	521786	28798	48
6/2019	MI 7	WI 7	TR	126181	505108	243097	523034	384136	103
6/2019	MI 7	WI 7	TR	126181	505230	153728	521164	28842	781
6/2019	MI 7	WI 7	TR	126181	505230	153728	521250	28841	152
6/2019	MI 7	WI 7	TR	126181	505230	153728	521784	28720	84
6/2019	MI 7	WI 7	TR	126181	511136	277072	521256	174788	66
6/2019	MI 7	WI 7	TR	126181	511136	277072	521786	28798	41
6/2019	MI 7	WI 7	TR	126181	511136	277072	523034	384136	266
6/2019	MI 7	WI 7	TR	126183	505038	153808	523034	384136	905
6/2019	MI 7	WI 7	TR	126190	505038	153808	523041	395460	9
6/2019	MI 7	WI 7	TR	126190	505108	243097	523041	395460	13
6/2019	MI 7	WI 7	TR	126190	511136	277072	521394	36936	3
6/2019	MI 7	WI 7	TR	126190	511136	277072	523041	395460	262
6/2019	MI 7	WI 7	TR	126229	511136	277072	521260	36867	46
6/2019	MI 7	WI 7	TR	126231	511136	277072	521266	28702	23
6/2019	MI 7	WI 7	TR	126266	505038	153808	521012	40226	1



VASCR351

ANR Pipeline Company Transportation Services Fuel By Route Analysis

Reporting Year: *January - December 2019*
Production 06/2019

<u>Production Period</u>	<u>Receipt Segment</u>	<u>Delivery Segment</u>	<u>Service Class</u>	<u>Svc Req Contract</u>	<u>Receipt Location</u>	<u>Receipt Loc Prop</u>	<u>Delivery Location</u>	<u>Delivery Loc Prop</u>	<u>Fuel Quantity</u>
6/2019	M17	W17	TR	126266	505038	153808	521172	28846	2
6/2019	M17	W17	TR	126266	505038	153808	521292	28806	1
6/2019	M17	W17	TR	126266	505038	153808	521810	36869	1
6/2019	M17	W17	TR	126333	510005	246067	505026	139258	990
6/2019	M17	W17	TR	126338	511136	277072	523032	384134	168
6/2019	M17	W17	TR	126509	511136	277072	521266	28702	23
6/2019	M17	W17	TR	126513	511136	277072	521374	28662	23
6/2019	M17	W17	TR	126846	510005	246067	521174	28778	10
6/2019	M17	W17	TR	127959	510005	246067	521302	28747	7
6/2019	M17	W17	TR	127959	511136	277072	521302	28747	23
6/2019	M17	W17	TR	128295	510005	246067	521034	183670	14
6/2019	M17	W17	TR	128295	511136	277072	521034	183670	32
6/2019	M17	W17	TR	128295	511136	277072	521610	261574	12
6/2019	M17	W17	TR	128321	505038	153808	521324	28794	10
6/2019	M17	W17	TR	128321	511136	277072	521324	28794	220
6/2019	M17	W17	TR	128408	505038	153808	521266	28702	38
6/2019	M17	W17	TR	128408	511136	277072	521164	28842	26
6/2019	M17	W17	TR	128408	511136	277072	521266	28702	279
6/2019	M17	W17	TR	128418	511136	277072	521238	28836	115
6/2019	M17	W17	TR	128423	505038	153808	521310	28743	48
6/2019	M17	W17	TR	128423	511136	277072	521164	28842	180
6/2019	M17	W17	TR	128423	511136	277072	521178	28883	36
6/2019	M17	W17	TR	128423	511136	277072	521310	28743	86
6/2019	M17	W17	TR	128428	510005	246067	521306	28741	12
6/2019	M17	W17	TR	128428	510005	246067	521676	100052	4
6/2019	M17	W17	TR	128428	511136	277072	521306	28741	92
6/2019	M17	W17	TR	128429	511136	277072	521190	28825	69
6/2019	M17	W17	TR	128430	505038	153808	521178	28883	28
6/2019	M17	W17	TR	128430	511136	277072	521164	28842	41
6/2019	M17	W17	TR	128430	511136	277072	521178	28883	177
6/2019	M17	W17	TR	129337	510005	246067	521786	28798	69
6/2019	M17	W17	TR	129337	511158	48644	521012	40226	35
6/2019	M17	W17	TR	129337	511158	48644	521164	28842	91



VASCR351

ANR Pipeline Company Transportation Services Fuel By Route Analysis

Reporting Year: *January - December 2019*
Production *06/2019*

<u>Production Period</u>	<u>Receipt Segment</u>	<u>Delivery Segment</u>	<u>Service Class</u>	<u>Svc Req. Contract</u>	<u>Receipt Location</u>	<u>Receipt Loc Prop</u>	<u>Delivery Location</u>	<u>Delivery Loc Prop</u>	<u>Fuel Quantity</u>
6/2019	MI 7	WI 7	TR	129337	511158	48644	521176	28859	21
6/2019	MI 7	WI 7	TR	129337	511158	48644	521266	28702	132
6/2019	MI 7	WI 7	TR	129337	511158	48644	521314	28661	104
6/2019	MI 7	WI 7	TR	129337	511158	48644	521324	28794	21
6/2019	MI 7	WI 7	TR	129337	511158	48644	523034	384136	70
6/2019	MI 7	WI 7	TR	129655	511136	277072	521270	28676	23
6/2019	MI 7	WI 7	TR	129656	511136	277072	521270	28676	69
6/2019	MI 7	WI 7	TR	129657	511136	277072	521208	28780	23
6/2019	MI 7	WI 7	TR	129658	511136	277072	521174	28778	6
6/2019	MI 7	WI 7	TR	129658	511136	277072	521188	28862	41
6/2019	MI 7	WI 7	TR	129659	511136	277072	521218	28865	23
6/2019	MI 7	WI 7	TR	129663	511136	277072	521758	28855	23
6/2019	MI 7	WI 7	TR	129666	511136	277072	521356	28774	46
6/2019	MI 7	WI 7	TR	129749	505038	153808	521318	28829	14
6/2019	MI 7	WI 7	TR	129749	511136	277072	521318	28829	143
6/2019	MI 7	WI 7	TR	129750	511136	277072	521012	40226	48
6/2019	MI 7	WI 7	TR	129750	511136	277072	521164	28842	54
6/2019	MI 7	WI 7	TR	129750	511136	277072	521174	28778	19
6/2019	MI 7	WI 7	TR	129750	511136	277072	521176	28859	26
6/2019	MI 7	WI 7	TR	129750	511136	277072	521178	28883	46
6/2019	MI 7	WI 7	TR	129750	511136	277072	521190	28825	37
6/2019	MI 7	WI 7	TR	129750	511136	277072	521260	36867	7
6/2019	MI 7	WI 7	TR	129750	511136	277072	521266	28702	20
6/2019	MI 7	WI 7	TR	129750	511136	277072	521336	28758	87
6/2019	MI 7	WI 7	TR	129750	511136	277072	521676	100052	29
6/2019	MI 7	WI 7	TR	129750	511136	277072	521784	28720	22
6/2019	MI 7	WI 7	TR	129751	511136	277072	521340	28732	106
6/2019	MI 7	WI 7	TR	129751	511136	277072	521392	28730	107
6/2019	MI 7	WI 7	TR	129752	511136	277072	521164	28842	92
6/2019	MI 7	WI 7	TR	129752	511136	277072	521178	28883	16
6/2019	MI 7	WI 7	TR	129752	511136	277072	521330	28761	105
6/2019	MI 7	WI 7	TR	129752	511136	277072	521676	100052	17
6/2019	MI 7	WI 7	TR	129753	505038	153808	521298	28736	34



VASCR351

ANR Pipeline Company Transportation Services Fuel By Route Analysis

Reporting Year: *January - December 2019*
Production 06/2019

<u>Production Period</u>	<u>Receipt Segment</u>	<u>Delivery Segment</u>	<u>Service Class</u>	<u>Svc Req Contract</u>	<u>Receipt Location</u>	<u>Receipt Loc Prop</u>	<u>Delivery Location</u>	<u>Delivery Loc Prop</u>	<u>Fuel Quantity</u>
6/2019	MI 7	WI 7	TR	129753	511136	277072	521012	40226	17
6/2019	MI 7	WI 7	TR	129753	511136	277072	521164	28842	66
6/2019	MI 7	WI 7	TR	129753	511136	277072	521298	28736	128
6/2019	MI 7	WI 7	TR	129754	510005	246067	521168	28834	32
6/2019	MI 7	WI 7	TR	129754	510005	246067	521786	28798	51
6/2019	MI 7	WI 7	TR	129754	511136	277072	521676	100052	322
6/2019	MI 7	WI 7	TR	129755	511136	277072	521344	28734	69
6/2019	MI 7	WI 7	TR	129756	511136	277072	523047	444972	190
6/2019	MI 7	WI 7	TR	129761	510005	246067	521246	28844	3
6/2019	MI 7	WI 7	TR	129761	510005	246067	521330	28761	9
6/2019	MI 7	WI 7	TR	129761	511136	277072	521330	28761	69
6/2019	MI 7	WI 7	TR	129762	511136	277072	521372	11703	230
6/2019	MI 7	WI 7	TR	129763	505038	153808	521260	36867	28
6/2019	MI 7	WI 7	TR	129763	511136	277072	521260	36867	286
6/2019	MI 7	WI 7	TR	129764	510005	246067	521168	28834	10
6/2019	MI 7	WI 7	TR	129764	510005	246067	521210	28828	11
6/2019	MI 7	WI 7	TR	129764	510005	246067	523034	384136	7
6/2019	MI 7	WI 7	TR	129764	510005	246067	523047	444972	47
6/2019	MI 7	WI 7	TR	129764	511136	277072	523047	444972	260
6/2019	MI 7	WI 7	TR	129765	511136	277072	521198	28782	23
6/2019	MI 7	WI 7	TR	129766	510005	246067	521194	40223	3
6/2019	MI 7	WI 7	TR	129766	510005	246067	521246	28844	6
6/2019	MI 7	WI 7	TR	129766	510005	246067	521370	28788	24
6/2019	MI 7	WI 7	TR	129766	510005	246067	521676	100052	4
6/2019	MI 7	WI 7	TR	129766	511136	277072	521370	28788	220
6/2019	MI 7	WI 7	TR	129767	510005	246067	521266	28702	40
6/2019	MI 7	WI 7	TR	129767	511136	277072	521266	28702	220
6/2019	MI 7	WI 7	TR	129768	510005	246067	521324	28794	11
6/2019	MI 7	WI 7	TR	129768	510005	246067	521676	100052	6
6/2019	MI 7	WI 7	TR	129768	511136	277072	521324	28794	138
6/2019	MI 7	WI 7	TR	129769	510005	246067	521178	28883	6
6/2019	MI 7	WI 7	TR	129769	510005	246067	521194	40223	5
6/2019	MI 7	WI 7	TR	129769	510005	246067	521326	28772	7



VASCR351

ANR Pipeline Company Transportation Services Fuel By Route Analysis

Reporting Year: January - December 2019
Production 06/2019

<u>Production Period</u>	<u>Receipt Segment</u>	<u>Delivery Segment</u>	<u>Service Class</u>	<u>Svc Req Contract</u>	<u>Receipt Location</u>	<u>Receipt Loc Prop</u>	<u>Delivery Location</u>	<u>Delivery Loc Prop</u>	<u>Fuel Quantity</u>
6/2019	MI 7	WI 7	TR	129769	510005	246067	521812	40304	3
6/2019	MI 7	WI 7	TR	129769	511136	277072	521326	28772	115
6/2019	MI 7	WI 7	TR	129770	510005	246067	521196	28771	4
6/2019	MI 7	WI 7	TR	129770	511136	277072	521196	28771	23
6/2019	MI 7	WI 7	TR	129771	510005	246067	521230	28819	27
6/2019	MI 7	WI 7	TR	129771	511136	277072	521174	28778	18
6/2019	MI 7	WI 7	TR	129771	511136	277072	521230	28819	120
6/2019	MI 7	WI 7	TR	129772	510005	246067	521178	28883	3
6/2019	MI 7	WI 7	TR	129772	511136	277072	521178	28883	23
6/2019	MI 7	WI 7	TR	129773	510005	246067	521012	40226	6
6/2019	MI 7	WI 7	TR	129773	510005	246067	521374	28662	8
6/2019	MI 7	WI 7	TR	129773	511136	277072	521374	28662	138
6/2019	MI 7	WI 7	TR	129774	505038	153808	521302	28747	34
6/2019	MI 7	WI 7	TR	129774	511136	277072	521164	28842	5
6/2019	MI 7	WI 7	TR	129774	511136	277072	521178	28883	34
6/2019	MI 7	WI 7	TR	129774	511136	277072	521302	28747	249
6/2019	MI 7	WI 7	TR	129775	505038	153808	521316	28831	2
6/2019	MI 7	WI 7	TR	129775	511136	277072	521316	28831	44
6/2019	MI 7	WI 7	TR	129776	510005	246067	521322	28868	3
6/2019	MI 7	WI 7	TR	129776	510005	246067	521676	100052	2
6/2019	MI 7	WI 7	TR	129776	511136	277072	521322	28868	46
6/2019	MI 7	WI 7	TR	129777	511136	277072	521012	40226	14
6/2019	MI 7	WI 7	TR	129777	511136	277072	521164	28842	51
6/2019	MI 7	WI 7	TR	129777	511136	277072	521178	28883	23
6/2019	MI 7	WI 7	TR	129777	511136	277072	521266	28702	175
6/2019	MI 7	WI 7	TR	129777	511136	277072	521322	28868	4
6/2019	MI 7	WI 7	TR	129796	510005	246067	521372	11703	73
6/2019	MI 7	WI 7	TR	129796	511136	277072	521330	28761	103
6/2019	MI 7	WI 7	TR	129796	511136	277072	521372	11703	207
6/2019	MI 7	WI 7	TR	129878	505108	243097	523032	384134	136
6/2019	MI 7	WI 7	TR	129878	510005	246067	523032	384134	272
6/2019	MI 7	WI 7	TR	129878	511136	277072	521650	269472	27
6/2019	MI 7	WI 7	TR	129878	511136	277072	523032	384134	1,537



VASCR351

ANR Pipeline Company Transportation Services Fuel By Route Analysis

Reporting Year: *January - December 2019*
Production 06/2019

<u>Production Period</u>	<u>Receipt Segment</u>	<u>Delivery Segment</u>	<u>Service Class</u>	<u>Svc Req Contract</u>	<u>Receipt Location</u>	<u>Receipt Loc Prop</u>	<u>Delivery Location</u>	<u>Delivery Loc Prop</u>	<u>Fuel Quantity</u>
6/2019	M17	W17	TR	129886	511136	277072	521250	28841	52
6/2019	M17	W17	TR	129887	510005	246067	510033	28873	176
6/2019	M17	W17	TR	129887	510005	246067	521172	28846	358
6/2019	M17	W17	TR	130317	511136	277072	521012	40226	260
6/2019	M17	W17	TR	130317	511136	277072	521164	28842	318
6/2019	M17	W17	TR	130317	511136	277072	521174	28778	175
6/2019	M17	W17	TR	130317	511136	277072	521178	28883	27
6/2019	M17	W17	TR	130317	511136	277072	521266	28702	41
6/2019	M17	W17	TR	130317	511136	277072	521302	28747	20
6/2019	M17	W17	TR	130317	511136	277072	521322	28868	27
6/2019	M17	W17	TR	130317	511136	277072	521676	100052	36
6/2019	M17	W17	TR	130317	511136	277072	521784	28720	126
6/2019	M17	W17	TR	130317	511136	277072	521812	40304	87
6/2019	M17	W17	TR	130317	511136	277072	523034	384136	150
6/2019	M17	W17	TR	130318	511136	277072	521676	100052	69
6/2019	M17	W17	TR	130319	511136	277072	521330	28761	200
6/2019	M17	W17	TR	130320	511136	277072	510041	11661	4
6/2019	M17	W17	TR	130795	505108	243097	505597	505597	37
6/2019	M17	W17	TR	130795	505108	243097	510006	28808	179
6/2019	M17	W17	TR	130795	505108	243097	521164	28842	8
6/2019	M17	W17	TR	130795	505108	243097	521256	174788	69
6/2019	M17	W17	TR	130795	505108	243097	521258	265372	35
6/2019	M17	W17	TR	130795	505108	243097	521650	269472	90
6/2019	M17	W17	TR	130795	505108	243097	521654	284917	281
6/2019	M17	W17	TR	130795	505108	243097	521784	28720	8
6/2019	M17	W17	TR	130795	505108	243097	521786	28798	56
6/2019	M17	W17	TR	130795	505108	243097	523032	384134	215
6/2019	M17	W17	TR	130795	505108	243097	523034	384136	153
6/2019	M17	W17	TR	130795	505108	243097	523042	439345	71
6/2019	M17	W17	TR	130795	511136	277072	523034	384136	17
6/2019	M17	W17	TR	131162	505108	243097	523034	384136	7
6/2019	M17	W17	TR	131162	510029	2610	521314	28661	1
6/2019	M17	W17	TR	131221	510005	246067	521012	40226	35



VASCR351

ANR Pipeline Company Transportation Services Fuel By Route Analysis

Reporting Year: *January - December 2019*
Production 06/2019

<u>Production Period</u>	<u>Receipt Segment</u>	<u>Delivery Segment</u>	<u>Service Class</u>	<u>Svc Req Contract</u>	<u>Receipt Location</u>	<u>Receipt Loc Prop</u>	<u>Delivery Location</u>	<u>Delivery Loc Prop</u>	<u>Fuel Quantity</u>
6/2019	MI 7	WI 7	TR	131221	510005	246067	521174	28778	313
6/2019	MI 7	WI 7	TR	131221	510005	246067	521246	28844	301
6/2019	MI 7	WI 7	TR	131221	510005	246067	521252	28779	141
6/2019	MI 7	WI 7	TR	131221	510005	246067	521260	36867	14
6/2019	MI 7	WI 7	TR	131221	510005	246067	521266	28702	17
6/2019	MI 7	WI 7	TR	131221	510005	246067	521298	28736	7
6/2019	MI 7	WI 7	TR	131221	510005	246067	521302	28747	7
6/2019	MI 7	WI 7	TR	131221	510005	246067	521314	28661	29
6/2019	MI 7	WI 7	TR	131221	510005	246067	521316	28831	14
6/2019	MI 7	WI 7	TR	131221	510005	246067	521322	28868	7
6/2019	MI 7	WI 7	TR	131221	510005	246067	521324	28794	7
6/2019	MI 7	WI 7	TR	131221	510005	246067	521374	28662	13
6/2019	MI 7	WI 7	TR	131221	510005	246067	521784	28720	217
6/2019	MI 7	WI 7	TR	131221	510005	246067	521812	40304	4
6/2019	MI 7	WI 7	TR	131221	510005	246067	521814	36934	12
6/2019	MI 7	WI 7	TR	131221	511136	277072	521012	40226	100
6/2019	MI 7	WI 7	TR	131221	511136	277072	521174	28778	1,344
6/2019	MI 7	WI 7	TR	131221	511136	277072	521246	28844	940
6/2019	MI 7	WI 7	TR	131221	511136	277072	521252	28779	412
6/2019	MI 7	WI 7	TR	131221	511136	277072	521260	36867	40
6/2019	MI 7	WI 7	TR	131221	511136	277072	521266	28702	49
6/2019	MI 7	WI 7	TR	131221	511136	277072	521298	28736	20
6/2019	MI 7	WI 7	TR	131221	511136	277072	521302	28747	30
6/2019	MI 7	WI 7	TR	131221	511136	277072	521314	28661	95
6/2019	MI 7	WI 7	TR	131221	511136	277072	521316	28831	40
6/2019	MI 7	WI 7	TR	131221	511136	277072	521322	28868	20
6/2019	MI 7	WI 7	TR	131221	511136	277072	521324	28794	20
6/2019	MI 7	WI 7	TR	131221	511136	277072	521374	28662	33
6/2019	MI 7	WI 7	TR	131221	511136	277072	521610	261574	14
6/2019	MI 7	WI 7	TR	131221	511136	277072	521784	28720	582
6/2019	MI 7	WI 7	TR	131221	511136	277072	521812	40304	11
6/2019	MI 7	WI 7	TR	131221	511136	277072	521814	36934	38
6/2019	MI 7	WI 7	TR	131221	511158	48644	521174	28778	62



VASCR351

**ANR Pipeline Company
Transportation Services
Fuel By Route Analysis**

Reporting Year: *January - December 2019*
Production 06/2019

<u>Production Period</u>	<u>Receipt Segment</u>	<u>Delivery Segment</u>	<u>Service Class</u>	<u>Svc Req Contract</u>	<u>Receipt Location</u>	<u>Receipt Loc Prop</u>	<u>Delivery Location</u>	<u>Delivery Loc Prop</u>	<u>Fuel Quantity</u>
6/2019	MI 7	W17	TR	131221	511158	48644	521246	28844	5
6/2019	MI 7	W17	TR	131642	505038	153808	505597	505597	32
6/2019	MI 7	W17	TR	131642	505038	153808	521654	284917	58
6/2019	MI 7	W17	TR	131642	505038	153808	523032	384134	9
6/2019	MI 7	W17	TR	131642	505515	866062	521654	284917	16
6/2019	MI 7	W17	TR	131642	505515	866062	523032	384134	42
6/2019	MI 7	W17	TR	131642	510005	246067	521654	284917	16
6/2019	MI 7	W17	TR	131642	511136	277072	521314	28661	15
6/2019	MI 7	W17	TR	131644	505108	243097	523034	384136	7
6/2019	MI 7	W17	TR	131644	510005	246067	521164	28842	9
6/2019	MI 7	W17	TR	131644	511136	277072	521812	40304	6
6/2019	MI 7	W17	TR	131644	511136	277072	523034	384136	87
6/2019	MI 7	W17	TR	131659	511136	277072	521814	36934	65
6/2019	MI 7	W17	TR	131937	511136	277072	521374	28662	115
6/2019	MI 7	W17	TR	131939	510005	246067	521164	28842	15
6/2019	MI 7	W17	TR	131939	510005	246067	521260	36867	6
6/2019	MI 7	W17	TR	131939	510005	246067	521288	28670	14
6/2019	MI 7	W17	TR	131939	510005	246067	521314	28661	27
6/2019	MI 7	W17	TR	131939	510005	246067	521784	28720	35
6/2019	MI 7	W17	TR	131939	511136	277072	521164	28842	23
6/2019	MI 7	W17	TR	131939	511136	277072	521188	28862	23
6/2019	MI 7	W17	TR	131939	511136	277072	521260	36867	21
6/2019	MI 7	W17	TR	131939	511136	277072	521288	28670	46
6/2019	MI 7	W17	TR	131939	511136	277072	521328	28763	23
6/2019	MI 7	W17	TR	131939	511136	277072	521330	28761	23
6/2019	MI 7	W17	TR	131939	511136	277072	521784	28720	113
6/2019	MI 7	W17	TR	131940	510005	246067	521288	28670	119
6/2019	MI 7	W17	TR	131940	511136	277072	521288	28670	368
6/2019	MI 7	W17	TR	131942	510005	246067	521164	28842	12
6/2019	MI 7	W17	TR	131942	510005	246067	521288	28670	84
6/2019	MI 7	W17	TR	131942	510005	246067	521314	28661	2
6/2019	MI 7	W17	TR	131942	511136	277072	521164	28842	45
6/2019	MI 7	W17	TR	131942	511136	277072	521288	28670	264



VASCR351

ANR Pipeline Company Transportation Services Fuel By Route Analysis

Reporting Year: *January - December 2019*
Production **06/2019**

<u>Production Period</u>	<u>Receipt Segment</u>	<u>Delivery Segment</u>	<u>Service Class</u>	<u>Svc Req Contract</u>	<u>Receipt Location</u>	<u>Receipt Loc Prop</u>	<u>Delivery Location</u>	<u>Delivery Loc Prop</u>	<u>Fuel Quantity</u>
6/2019	MI 7	WI 7	TR	131942	511136	277072	521784	28720	1
6/2019	MI 7	WI 7	TR	132005	510005	246067	505026	139258	2,010
6/2019	MI 7	WI 7	TR	132082	511136	277072	521784	28720	20
6/2019	MI 7	WI 7	TR	132082	511136	277072	523032	384134	3
6/2019	MI 7	WI 7	TR	132083	510005	246067	523032	384134	24
6/2019	MI 7	WI 7	TR	132083	511136	277072	521610	261574	1
6/2019	MI 7	WI 7	TR	132083	511136	277072	523032	384134	23
6/2019	MI 7	WI 7	TR	132420	511136	277072	521306	28741	138
6/2019	MI 7	WI 7	TR	132421	511136	277072	521356	28774	233
6/2019	MI 7	WI 7	TR	132544	510005	246067	523034	384136	207
6/2019	MI 7	WI 7	TR	132544	511136	277072	521654	284917	382
6/2019	MI 7	WI 7	TR	132544	511136	277072	523032	384134	43
6/2019	MI 7	WI 7	TR	132544	511136	277072	523034	384136	243
6/2019	MI 7	WI 7	TR	132544	511136	277072	523042	439345	280
6/2019	MI 7	WI 7	TR	132582	505038	153808	521172	28846	4
6/2019	MI 7	WI 7	TR	132582	505038	153808	521180	28875	3
6/2019	MI 7	WI 7	TR	132582	505038	153808	521188	28862	1
6/2019	MI 7	WI 7	TR	132582	505038	153808	521198	28782	2
6/2019	MI 7	WI 7	TR	132582	505038	153808	521204	28672	4
6/2019	MI 7	WI 7	TR	132582	505038	153808	521210	28828	4
6/2019	MI 7	WI 7	TR	132582	505038	153808	521240	28759	3
6/2019	MI 7	WI 7	TR	132582	505038	153808	521250	28841	5
6/2019	MI 7	WI 7	TR	132582	505038	153808	521394	36936	2
6/2019	MI 7	WI 7	TR	132582	505038	153808	523047	444972	2
6/2019	MI 7	WI 7	TR	132582	511136	277072	521172	28846	44
6/2019	MI 7	WI 7	TR	132582	511136	277072	521246	28844	2
6/2019	MI 7	WI 7	TR	132582	511136	277072	521256	174788	75
6/2019	MI 7	WI 7	TR	132582	511136	277072	521314	28661	28
6/2019	MI 7	WI 7	TR	132582	511136	277072	523034	384136	8
6/2019	MI 7	WI 7	TR	132587	511136	277072	521314	28661	71
6/2019	MI 7	WI 7	TR	132590	510005	246067	523034	384136	348
6/2019	MI 7	WI 7	TR	132590	510005	246067	523034	384136	179
6/2019	MI 7	WI 7	TR	132590	510029	2610	521314	28661	271
6/2019	MI 7	WI 7	TR	132590	511136	277072	521314	28661	



VASCR351

ANR Pipeline Company Transportation Services Fuel By Route Analysis

Reporting Year: *January - December 2019*
Production **06/2019**

<u>Production Period</u>	<u>Receipt Segment</u>	<u>Delivery Segment</u>	<u>Service Class</u>	<u>Svc Req Contract</u>	<u>Receipt Location</u>	<u>Receipt Loc Prop</u>	<u>Delivery Location</u>	<u>Delivery Loc Prop</u>	<u>Fuel Quantity</u>
6/2019	MI 7	WI 7	TR	132590	511136	277072	523034	384136	90
6/2019	MI 7	WI 7	TR	132595	505108	243097	523034	384136	20
6/2019	MI 7	WI 7	TR	132625	505108	243097	521172	28846	1
6/2019	MI 7	WI 7	TR	132625	510005	246067	521172	28846	140
6/2019	MI 7	WI 7	TR	132625	511136	277072	521172	28846	201
6/2019	MI 7	WI 7	TR	132626	505108	243097	521172	28846	1
6/2019	MI 7	WI 7	TR	132626	510005	246067	521172	28846	140
6/2019	MI 7	WI 7	TR	132626	511136	277072	521172	28846	201
6/2019	MI 7	WI 7	TR	132627	505108	243097	523032	384134	1
6/2019	MI 7	WI 7	TR	132627	510005	246067	521266	28702	56
6/2019	MI 7	WI 7	TR	132627	510005	246067	523032	384134	140
6/2019	MI 7	WI 7	TR	132627	511136	277072	521266	28702	81
6/2019	MI 7	WI 7	TR	132627	511136	277072	523032	384134	201
6/2019	MI 7	WI 7	TR	132628	505108	243097	523032	384134	1
6/2019	MI 7	WI 7	TR	132628	510005	246067	523032	384134	140
6/2019	MI 7	WI 7	TR	132628	511136	277072	523032	384134	201
6/2019	MI 7	WI 7	TR	132629	505108	243097	521266	28702	158
6/2019	MI 7	WI 7	TR	132629	510005	246067	521266	28702	224
6/2019	MI 7	WI 7	TR	132629	511136	277072	521266	28702	285
6/2019	MI 7	WI 7	TR	132632	511136	277072	521178	28883	230
6/2019	MI 7	WI 7	TR	132639	505038	153808	521012	40226	20
6/2019	MI 7	WI 7	TR	132639	505038	153808	521266	28702	28
6/2019	MI 7	WI 7	TR	132639	505038	153808	521784	28720	9
6/2019	MI 7	WI 7	TR	132639	505038	153808	521812	40304	31
6/2019	MI 7	WI 7	TR	132639	510005	246067	521164	28842	7
6/2019	MI 7	WI 7	TR	132639	510005	246067	521314	28661	1
6/2019	MI 7	WI 7	TR	132639	510005	246067	521812	40304	57
6/2019	MI 7	WI 7	TR	132639	510005	246067	523034	384136	8
6/2019	MI 7	WI 7	TR	132639	511136	277072	510041	11661	41
6/2019	MI 7	WI 7	TR	132639	511136	277072	521164	28842	146
6/2019	MI 7	WI 7	TR	132639	511136	277072	521266	28702	1
6/2019	MI 7	WI 7	TR	132639	511136	277072	521322	28868	12
6/2019	MI 7	WI 7	TR	132639	511136	277072	521784	28720	3

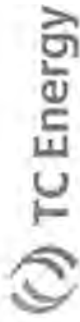


VASCR351

ANR Pipeline Company Transportation Services Fuel By Route Analysis

Reporting Year: *January - December 2019*
Production **06/2019**

<u>Production Period</u>	<u>Receipt Segment</u>	<u>Delivery Segment</u>	<u>Service Class</u>	<u>Svc Req Contract</u>	<u>Receipt Location</u>	<u>Receipt Loc Prop</u>	<u>Delivery Location</u>	<u>Delivery Loc Prop</u>	<u>Fuel Quantity</u>
6/2019	MI 7	WI 7	TR	132639	511136	277072	521812	40304	138
6/2019	MI 7	WI 7	TR	132662	510005	246067	521676	100052	15
6/2019	MI 7	WI 7	TR	132662	510029	2610	521314	28661	105
6/2019	MI 7	WI 7	TR	132662	511136	277072	521314	28661	204
6/2019	MI 7	WI 7	TR	132663	511136	277072	521172	28846	1
6/2019	MI 7	WI 7	TR	132663	511136	277072	521314	28661	31
6/2019	MI 7	WI 7	TR	132669	505038	153808	521256	174788	60
6/2019	MI 7	WI 7	TR	132669	505108	243097	523035	387791	139
6/2019	MI 7	WI 7	TR	132669	511136	277072	521256	174788	125
6/2019	MI 7	WI 7	TR	132669	511136	277072	521296	139402	82
6/2019	MI 7	WI 7	TR	132669	511136	277072	521650	269472	104
6/2019	MI 7	WI 7	TR	132669	511136	277072	521654	284917	239
6/2019	MI 7	WI 7	TR	132669	511136	277072	521786	28798	69
6/2019	MI 7	WI 7	TR	132669	511136	277072	523032	384134	207
6/2019	MI 7	WI 7	TR	132669	511136	277072	523034	384136	123
6/2019	MI 7	WI 7	TR	132670	505038	153808	521256	174788	10
6/2019	MI 7	WI 7	TR	132670	505038	153808	521650	269472	3
6/2019	MI 7	WI 7	TR	132670	511136	277072	521164	28842	11
6/2019	MI 7	WI 7	TR	132670	511136	277072	521654	284917	77
6/2019	MI 7	WI 7	TR	132670	511136	277072	523032	384134	276
6/2019	MI 7	WI 7	TR	132670	511136	277072	523034	384136	74
6/2019	MI 7	WI 7	TR	132670	511136	277072	523035	387791	69
6/2019	MI 7	WI 7	TR	132670	511136	277072	523042	439345	104
6/2019	MI 7	WI 7	TR	132682	505038	153808	523032	384134	21
6/2019	MI 7	WI 7	TR	132682	505108	243097	510006	28808	10
6/2019	MI 7	WI 7	TR	132682	505108	243097	523034	384136	77
6/2019	MI 7	WI 7	TR	132682	510005	246067	521164	28842	30
6/2019	MI 7	WI 7	TR	132682	510005	246067	523032	384134	51
6/2019	MI 7	WI 7	TR	132682	510005	246067	523034	384136	77
6/2019	MI 7	WI 7	TR	132682	511136	277072	505597	505597	48
6/2019	MI 7	WI 7	TR	132682	511136	277072	521610	261574	4
6/2019	MI 7	WI 7	TR	132682	511136	277072	521650	269472	48
6/2019	MI 7	WI 7	TR	132682	511136	277072	523032	384134	51



VASCR351

ANR Pipeline Company Transportation Services Fuel By Route Analysis

Reporting Year: *January - December 2019*
Production 06/2019

<u>Production</u> <u>Period</u>	<u>Receipt</u> <u>Segment</u>	<u>Delivery</u> <u>Segment</u>	<u>Service</u> <u>Class</u>	<u>Svc Req</u> <u>Contract</u>	<u>Receipt</u> <u>Location</u>	<u>Receipt</u> <u>Loc Prop</u>	<u>Delivery</u> <u>Location</u>	<u>Delivery</u> <u>Loc Prop</u>	<u>Fuel</u> <u>Quantity</u>
6/2019	MI 7	WI 7	TR	132682	511136	277072	523034	384136	261
6/2019	MI 7	WI 7	TR	132684	505108	243097	521296	139402	35
6/2019	MI 7	WI 7	TR	132684	505108	243097	521784	28720	42
6/2019	MI 7	WI 7	TR	132684	505108	243097	523032	384134	69
6/2019	MI 7	WI 7	TR	132684	505108	243097	523034	384136	179
6/2019	MI 7	WI 7	TR	132684	505108	243097	523035	387791	1
6/2019	MI 7	WI 7	TR	132684	505108	243097	523042	439345	69
6/2019	MI 7	WI 7	TR	132684	510005	246067	521164	28842	31
6/2019	MI 7	WI 7	TR	132684	510005	246067	521246	28844	14
6/2019	MI 7	WI 7	TR	132684	510005	246067	521314	28661	17
6/2019	MI 7	WI 7	TR	132684	510005	246067	521654	284917	18
6/2019	MI 7	WI 7	TR	132684	510005	246067	523032	384134	100
6/2019	MI 7	WI 7	TR	132684	510005	246067	523034	384136	32
6/2019	MI 7	WI 7	TR	132684	510005	246067	523035	387791	78
6/2019	MI 7	WI 7	TR	132684	510005	246067	523042	439345	25
6/2019	MI 7	WI 7	TR	132684	511136	277072	521650	269472	68
6/2019	MI 7	WI 7	TR	132684	511136	277072	521654	284917	51
6/2019	MI 7	WI 7	TR	132684	511136	277072	523032	384134	104
6/2019	MI 7	WI 7	TR	132684	511136	277072	523034	384136	227
6/2019	MI 7	WI 7	TR	132684	511136	277072	523035	387791	49
6/2019	MI 7	WI 7	TR	132684	511136	277072	523042	439345	272
6/2019	MI 7	WI 7	TR	132685	505108	243097	521654	284917	25
6/2019	MI 7	WI 7	TR	132685	505108	243097	523032	384134	116
6/2019	MI 7	WI 7	TR	132685	505108	243097	523035	387791	227
6/2019	MI 7	WI 7	TR	132685	510005	246067	521164	28842	54
6/2019	MI 7	WI 7	TR	132685	510005	246067	523032	384134	12
6/2019	MI 7	WI 7	TR	132685	510005	246067	523034	384136	245
6/2019	MI 7	WI 7	TR	132685	510005	246067	523035	387791	126
6/2019	MI 7	WI 7	TR	132685	511136	277072	510006	28808	19
6/2019	MI 7	WI 7	TR	132685	511136	277072	521164	28842	51
6/2019	MI 7	WI 7	TR	132685	511136	277072	521650	269472	19
6/2019	MI 7	WI 7	TR	132685	511136	277072	521654	284917	1
6/2019	MI 7	WI 7	TR	132685	511136	277072	523032	384134	4



VASCR351

**ANR Pipeline Company
Transportation Services
Fuel By Route Analysis**

Reporting Year: January - December 2019
Production 06/2019

<u>Production Period</u>	<u>Receipt Segment</u>	<u>Delivery Segment</u>	<u>Service Class</u>	<u>Svc Req Contract</u>	<u>Receipt Location</u>	<u>Receipt Loc Prop</u>	<u>Delivery Location</u>	<u>Delivery Loc Prop</u>	<u>Fuel Quantity</u>
6/2019	MI 7	WI 7	TR	132685	511136	277072	523034	384136	181
6/2019	MI 7	WI 7	TR	132685	511136	277072	523035	387791	934
6/2019	MI 7	WI 7	TR	132685	521985	278172	523032	384134	11
6/2019	MI 7	WI 7	TR	132686	505108	243097	521650	269472	55
6/2019	MI 7	WI 7	TR	132686	505108	243097	523032	384134	106
6/2019	MI 7	WI 7	TR	132686	505108	243097	523035	387791	69
6/2019	MI 7	WI 7	TR	132686	510005	246067	505602	505602	8
6/2019	MI 7	WI 7	TR	132686	511136	277072	523032	384134	231
6/2019	MI 7	WI 7	TR	132686	511136	277072	523034	384136	207
6/2019	MI 7	WI 7	TR	132686	511136	277072	523042	439345	115
6/2019	MI 7	WI 7	TR	132722	510005	246067	521178	28883	21
6/2019	MI 7	WI 7	TR	132722	510005	246067	521300	28739	28
6/2019	MI 7	WI 7	TR	132722	511136	277072	521178	28883	69
6/2019	MI 7	WI 7	TR	132722	511136	277072	521300	28739	92
6/2019	MI 7	WI 7	TR	132723	510005	246067	521300	28739	21
6/2019	MI 7	WI 7	TR	132723	511136	277072	521300	28739	69
6/2019	MI 7	WI 7	TR	132724	510005	246067	521300	28739	7
6/2019	MI 7	WI 7	TR	132724	510005	246067	521794	28870	14
6/2019	MI 7	WI 7	TR	132724	511136	277072	521300	28739	23
6/2019	MI 7	WI 7	TR	132724	511136	277072	521794	28870	46
6/2019	MI 7	WI 7	TR	132725	510005	246067	521314	28661	35
6/2019	MI 7	WI 7	TR	132725	511136	277072	521314	28661	115
6/2019	MI 7	WI 7	TR	132744	505038	153808	523034	384136	10
6/2019	MI 7	WI 7	TR	132744	511136	277072	521164	28842	14
6/2019	MI 7	WI 7	TR	132806	505038	153808	505597	505597	63
6/2019	MI 7	WI 7	TR	132881	510005	246067	521012	40226	17
6/2019	MI 7	WI 7	TR	132881	510005	246067	521180	28875	12
6/2019	MI 7	WI 7	TR	132881	510005	246067	521220	28766	26
6/2019	MI 7	WI 7	TR	132881	510005	246067	521240	28759	12
6/2019	MI 7	WI 7	TR	132881	510005	246067	521250	28841	14
6/2019	MI 7	WI 7	TR	132881	510005	246067	521266	28702	6
6/2019	MI 7	WI 7	TR	132881	510005	246067	521314	28661	45
6/2019	MI 7	WI 7	TR	132881	510005	246067	521322	28868	12



VASCR351

ANR Pipeline Company Transportation Services Fuel By Route Analysis

Prepared: 2/19/2020 3:28:04PM
Page 493 of 966

Reporting Year: January - December 2019
Production 06/2019

<u>Production Period</u>	<u>Receipt Segment</u>	<u>Delivery Segment</u>	<u>Service Class</u>	<u>Svc Req Contract</u>	<u>Receipt Location</u>	<u>Receipt Loc Prop</u>	<u>Delivery Location</u>	<u>Delivery Loc Prop</u>	<u>Fuel Quantity</u>
6/2019	MI 7	WI 7	TR	132881	510005	246067	521328	28763	18
6/2019	MI 7	WI 7	TR	132881	510005	246067	521330	28761	10
6/2019	MI 7	WI 7	TR	132881	510005	246067	521336	28738	6
6/2019	MI 7	WI 7	TR	132881	510005	246067	521350	28660	14
6/2019	MI 7	WI 7	TR	132881	510005	246067	521676	100052	16
6/2019	MI 7	WI 7	TR	132881	510005	246067	521786	28798	14
6/2019	MI 7	WI 7	TR	132881	510005	246067	521814	36934	28
6/2019	MI 7	WI 7	TR	132881	511136	277072	521012	40226	65
6/2019	MI 7	WI 7	TR	132881	511136	277072	521180	28875	56
6/2019	MI 7	WI 7	TR	132881	511136	277072	521220	28766	117
6/2019	MI 7	WI 7	TR	132881	511136	277072	521240	28759	48
6/2019	MI 7	WI 7	TR	132881	511136	277072	521250	28841	47
6/2019	MI 7	WI 7	TR	132881	511136	277072	521266	28702	38
6/2019	MI 7	WI 7	TR	132881	511136	277072	521314	28661	169
6/2019	MI 7	WI 7	TR	132881	511136	277072	521322	28868	48
6/2019	MI 7	WI 7	TR	132881	511136	277072	521328	28763	99
6/2019	MI 7	WI 7	TR	132881	511136	277072	521330	28761	46
6/2019	MI 7	WI 7	TR	132881	511136	277072	521336	28738	40
6/2019	MI 7	WI 7	TR	132881	511136	277072	521350	28660	56
6/2019	MI 7	WI 7	TR	132881	511136	277072	521676	100052	68
6/2019	MI 7	WI 7	TR	132881	511136	277072	521786	28798	52
6/2019	MI 7	WI 7	TR	132881	511136	277072	521814	36934	118
6/2019	MI 7	WI 7	TR	132914	511136	277072	521164	28842	69
6/2019	MI 7	WI 7	TR	132914	511136	277072	523034	384136	139
6/2019	MI 7	WI 7	TS	121185	505038	153808	523034	384136	4
6/2019	MI 7	WI 7	TS	123220	505038	153808	521392	28730	2
	Segment Subtotal								66,057
6/2019	MW 5	MI 7	TR	131177	513067	696539	505038	153808	200
6/2019	MW 5	MI 7	TR	131177	513067	696539	505108	243097	63
6/2019	MW 5	MI 7	TR	131177	513067	696539	521118	11578	184
	Segment Subtotal								447
6/2019	MW 5	MW 6	TR	126199	510016	5751	521442	4607	14



VASCR351

ANR Pipeline Company Transportation Services Fuel By Route Analysis

Reporting Year: January - December 2019
Production 06/2019

<u>Production Period</u>	<u>Receipt Segment</u>	<u>Delivery Segment</u>	<u>Service Class</u>	<u>Svc Req Contract</u>	<u>Receipt Location</u>	<u>Receipt Loc Prop</u>	<u>Delivery Location</u>	<u>Delivery Loc Prop</u>	<u>Fuel Quantity</u>
Segment Subtotal									
6/2019	MW 5	WI 7	TR	131177	513067	696539	521168	28834	14
6/2019	MW 5	WI 7	TR	131177	513067	696539	521176	28859	4
6/2019	MW 5	WI 7	TR	131177	513067	696539	521180	28875	1
6/2019	MW 5	WI 7	TR	131177	513067	696539	521182	28854	1
6/2019	MW 5	WI 7	TR	131177	513067	696539	521198	28782	12
6/2019	MW 5	WI 7	TR	131177	513067	696539	521200	28679	2
6/2019	MW 5	WI 7	TR	131177	513067	696539	521208	28780	1
6/2019	MW 5	WI 7	TR	131177	513067	696539	521212	28882	7
6/2019	MW 5	WI 7	TR	131177	513067	696539	521214	40197	5
6/2019	MW 5	WI 7	TR	131177	513067	696539	521302	28747	7
6/2019	MW 5	WI 7	TR	131177	513067	696539	521316	28831	1
6/2019	MW 5	WI 7	TR	131177	513067	696539	521324	28794	2
6/2019	MW 5	WI 7	TR	131177	513067	696539	521344	28734	6
6/2019	MW 5	WI 7	TR	131177	513067	696539	521356	28774	1
6/2019	MW 5	WI 7	TR	131177	513067	696539	521374	28662	10
6/2019	MW 5	WI 7	TR	131177	513067	696539	521384	174789	1
6/2019	MW 5	WI 7	TR	131177	513067	696539	523034	384136	1,023
Segment Subtotal									
6/2019	MW 6	MI 7	TR	750	505014	139246	505038	153808	1,085
6/2019	MW 6	MI 7	TR	108985	505005	139233	505038	153808	194
6/2019	MW 6	MI 7	TR	123405	505013	139241	505038	153808	4
6/2019	MW 6	MI 7	TR	132602	521420	4602	505038	153808	729
6/2019	MW 6	MI 7	TR	132612	521482	4741	505038	153808	257
Segment Subtotal									
6/2019	MW 6	MW 6	TR	111803	505286	153727	521646	261475	128
6/2019	MW 6	MW 6	TR	132416	505286	153727	505578	1402365	1,312
6/2019	MW 6	MW 6	TS	109148	513104	513104	521566	12977	12
6/2019	MW 6	MW 6	TS	109171	513104	513104	521428	40193	372
6/2019	MW 6	MW 6	TS	123056	513104	513104	521504	4856	180
6/2019	MW 6	MW 6	TS	123059	513104	513104	521424	13215	174
6/2019	MW 6	MW 6	TS	123065	513104	513104	521430	40195	14
6/2019	MW 6	MW 6	TS	123065	513104	513104	521430	40195	42
6/2019	MW 6	MW 6	TS	123065	513104	513104	521430	40195	154



VASCR351

ANR Pipeline Company Transportation Services Fuel By Route Analysis

Reporting Year: *January - December 2019*
Production 06/2019

<u>Production Period</u>	<u>Receipt Segment</u>	<u>Delivery Segment</u>	<u>Service Class</u>	<u>Svc Req Contract</u>	<u>Receipt Location</u>	<u>Receipt Loc Prop</u>	<u>Delivery Location</u>	<u>Delivery Loc Prop</u>	<u>Fuel Quantity</u>
6/2019	MW 6	MW 6	TS	123242	513104	513104	521426	40183	137
6/2019	MW 6	MW 6	TS	128874	513104	513104	521422	12976	111
6/2019	MW 6	MW 6	TS	131548	513104	513104	521524	3973	336
	Segment Subtotal								1,532
6/2019	SE 1	ME 2	TR	126586	505264	68285	505606	505606	435
	Segment Subtotal								435
6/2019	SE 1	SE 1	TR	132158	511164	186900	521682	28554	675
	Segment Subtotal								675
6/2019	SE 1	SE 2	TR	118861	512196	22040	505358	345116	119
6/2019	SE 1	SE 2	TR	123658	513078	766184	523091	523091	229
6/2019	SE 1	SE 2	TR	123659	513078	766184	523091	523091	193
6/2019	SE 1	SE 2	TR	125852	513078	766184	523091	523091	332
6/2019	SE 1	SE 2	TR	131280	511164	186900	523018	322625	199
6/2019	SE 1	SE 2	TR	132680	511164	186900	523091	523091	34
6/2019	SE 1	SE 2	TR	132681	511164	186900	523091	523091	130
6/2019	SE 1	SE 2	TR	132681	513078	766184	523091	523091	6
	Segment Subtotal								1,242
6/2019	SE 2	ME 2	TR	106309	505002	103565	521594	20666	900
6/2019	SE 2	ME 2	TR	122803	505002	103565	523073	1292823	200
6/2019	SE 2	ME 2	TR	126586	505002	103565	505606	505606	10,331
6/2019	SE 2	ME 2	TR	126586	505002	103565	521044	261572	904
6/2019	SE 2	ME 2	TR	126586	505002	103565	521644	274229	338
6/2019	SE 2	ME 2	TR	126586	505002	103565	523054	490941	1,100
6/2019	SE 2	ME 2	TR	126922	505002	103565	521612	261477	248
6/2019	SE 2	ME 2	TR	129932	505002	103565	523043	416969	146
6/2019	SE 2	ME 2	TR	132696	505002	103565	523069	1055519	26
	Segment Subtotal								14,193
6/2019	SE 2	ME 3	TR	108031	505002	103565	521688	153708	596
6/2019	SE 2	ME 3	TR	132390	505002	103565	521626	40184	90
6/2019	SE 2	ME 3	TR	132459	505002	103565	521626	40184	30
6/2019	SE 2	ME 3	TR	132644	505002	103565	505392	356048	30



VASCR351

ANR Pipeline Company Transportation Services Fuel By Route Analysis

Reporting Year: *January - December 2019*
Production *06/2019*

<u>Production Period</u>	<u>Receipt Segment</u>	<u>Delivery Segment</u>	<u>Service Class</u>	<u>Svc Req Contract</u>	<u>Receipt Location</u>	<u>Receipt Loc Prop</u>	<u>Delivery Location</u>	<u>Delivery Loc Prop</u>	<u>Fuel Quantity</u>
6/2019	SE 2	ME 3	TR	132648	505002	103565	521552	16265	30
6/2019	SE 2	ME 3	TR	132650	505002	103565	505392	356048	150
6/2019	SE 2	ME 3	TR	132654	505002	103565	505392	356048	90
6/2019	SE 2	ME 3	TR	132668	505002	103565	505392	356048	150
6/2019	SE 2	ME 3	TR	132668	505002	103565	505573	1400988	120
6/2019	SE 2	ME 3	TR	132673	505002	103565	505573	1400988	1
6/2019	SE 2	ME 3	TR	132676	505002	103565	521552	16265	39
6/2019	SE 2	ME 3	TR	132676	505002	103565	521620	16118	192
6/2019	SE 2	ME 3	TR	132704	505002	103565	521552	16265	30
6/2019	SE 2	ME 3	TS	109138	505002	103565	505011	139239	803
6/2019	SE 2	ME 3	TS	109190	505002	103565	505009	139237	353
									2,704
Segment Subtotal									
6/2019	SE 2	MI 7	TR	106310	505002	103565	505038	153808	660
6/2019	SE 2	MI 7	TR	115717	505002	103565	521054	280435	112
6/2019	SE 2	MI 7	TR	124603	505002	103565	505038	153808	2,020
6/2019	SE 2	MI 7	TR	124603	505002	103565	521932	138744	1,944
6/2019	SE 2	MI 7	TR	124951	505002	103565	521932	138744	1,390
6/2019	SE 2	MI 7	TR	126922	505002	103565	505038	153808	282
6/2019	SE 2	MI 7	TR	132387	505002	103565	505038	153808	126
6/2019	SE 2	MI 7	TR	132387	505002	103565	521118	11578	6
6/2019	SE 2	MI 7	TR	132387	505002	103565	521932	138744	101
6/2019	SE 2	MI 7	TR	132389	505002	103565	505038	153808	49
6/2019	SE 2	MI 7	TR	132389	505002	103565	521932	138744	101
6/2019	SE 2	MI 7	TR	132392	505002	103565	505038	153808	79
6/2019	SE 2	MI 7	TR	132392	505002	103565	521118	11578	110
6/2019	SE 2	MI 7	TR	132392	505002	103565	521122	11751	32
6/2019	SE 2	MI 7	TR	132392	505002	103565	521124	11562	85
6/2019	SE 2	MI 7	TR	132392	505002	103565	521138	11680	33
6/2019	SE 2	MI 7	TR	132392	505002	103565	521670	40468	61
6/2019	SE 2	MI 7	TR	132392	505002	103565	521932	138744	67
6/2019	SE 2	MI 7	TR	132392	505002	103565	505038	153808	60
6/2019	SE 2	MI 7	TR	132407	505002	103565	505038	153808	180
6/2019	SE 2	MI 7	TR	132411	505002	103565	505038	153808	150
6/2019	SE 2	MI 7	TR	132439	505002	103565	505038	153808	



VASCR351

**ANR Pipeline Company
Transportation Services
Fuel By Route Analysis**

Prepared: 2/19/2020 3:28:04PM
Page 497 of 966

Reporting Year: January - December 2019
Production 06/2019

<u>Production Period</u>	<u>Receipt Segment</u>	<u>Delivery Segment</u>	<u>Service Class</u>	<u>Svc Req Contract</u>	<u>Receipt Location</u>	<u>Receipt Loc Prop</u>	<u>Delivery Location</u>	<u>Delivery Loc Prop</u>	<u>Fuel Quantity</u>
6/2019	SE 2	MI 7	TR	132452	505002	103565	505038	153808	90
6/2019	SE 2	MI 7	TR	132452	505002	103565	521932	138744	17
6/2019	SE 2	MI 7	TR	132455	505002	103565	505038	153808	240
6/2019	SE 2	MI 7	TR	132455	505002	103565	521932	138744	50
6/2019	SE 2	MI 7	TR	132644	505002	103565	521098	108641	120
6/2019	SE 2	MI 7	TR	132668	505002	103565	505020	139252	169
6/2019	SE 2	MI 7	TR	132852	505002	103565	505038	153808	4
6/2019	SE 2	MI 7	TR	132896	505002	103565	505017	139249	8,459
6/2019	SE 2	MI 7	TR	132896	505002	103565	521014	153852	685
		Segment Subtotal							17,482
6/2019	SE 2	SE 1	TR	115656	505002	103565	523064	766185	123
6/2019	SE 2	SE 1	TR	120575	505002	103565	505042	158587	2
6/2019	SE 2	SE 1	TR	120616	505002	103565	523075	1387567	277
6/2019	SE 2	SE 1	TR	120616	505545	1250766	523075	1387567	157
6/2019	SE 2	SE 1	TR	124603	505002	103565	521036	186899	306
6/2019	SE 2	SE 1	TR	124951	505002	103565	521036	186899	213
6/2019	SE 2	SE 1	TR	126586	505002	103565	523064	766185	260
6/2019	SE 2	SE 1	TR	129981	505002	103565	520010	7695	64
6/2019	SE 2	SE 1	TR	129981	505002	103565	523075	1387567	1,154
6/2019	SE 2	SE 1	TR	129982	505002	103565	520010	7695	52
6/2019	SE 2	SE 1	TR	129987	505002	103565	521682	28554	290
6/2019	SE 2	SE 1	TR	132158	505002	103565	521682	28554	21,057
6/2019	SE 2	SE 1	TR	132453	505002	103565	521036	186899	23
6/2019	SE 2	SE 1	TR	132586	505002	103565	521036	186899	177
6/2019	SE 2	SE 1	TR	132586	505002	103565	521682	28554	306
		Segment Subtotal							24,461
6/2019	SE 2	SE 2	TR	120575	505002	103565	505358	345116	41
6/2019	SE 2	SE 2	TR	120969	505002	103565	523072	1261146	44
6/2019	SE 2	SE 2	TR	123309	505545	1250766	520009	10111	88
6/2019	SE 2	SE 2	TR	123658	505002	103565	523091	523091	49
6/2019	SE 2	SE 2	TR	123659	505002	103565	523091	523091	35
6/2019	SE 2	SE 2	TR	125852	505002	103565	523091	523091	76



VASCR351

ANR Pipeline Company Transportation Services Fuel By Route Analysis

Reporting Year: *January - December 2019*
Production **06/2019**

<u>Production Period</u>	<u>Receipt Segment</u>	<u>Delivery Segment</u>	<u>Service Class</u>	<u>Svc Req Contract</u>	<u>Receipt Location</u>	<u>Receipt Loc Prop</u>	<u>Delivery Location</u>	<u>Delivery Loc Prop</u>	<u>Fuel Quantity</u>
6/2019	SE 2	SE 2	TR	126736	505002	103565	523018	322625	62
6/2019	SE 2	SE 2	TR	129163	505002	103565	520004	10369	3,193
6/2019	SE 2	SE 2	TR	129163	505002	103565	520006	40317	88
6/2019	SE 2	SE 2	TR	129163	505002	103565	520011	218192	5,085
6/2019	SE 2	SE 2	TR	129163	505002	103565	521632	42593	1,659
6/2019	SE 2	SE 2	TR	129163	505002	103565	521662	233620	1,576
6/2019	SE 2	SE 2	TR	129163	505002	103565	522130	38295	2,649
6/2019	SE 2	SE 2	TR	129163	505002	103565	523050	467240	1,791
6/2019	SE 2	SE 2	TR	129163	505002	103565	523063	742883	351
6/2019	SE 2	SE 2	TR	129163	505002	103565	523092	523092	500
6/2019	SE 2	SE 2	TR	129163	505545	1250766	520004	10369	804
6/2019	SE 2	SE 2	TR	129163	505545	1250766	520006	40317	439
6/2019	SE 2	SE 2	TR	129163	505545	1250766	521632	42593	3,039
6/2019	SE 2	SE 2	TR	129163	505545	1250766	522130	38295	2,356
6/2019	SE 2	SE 2	TR	129163	505545	1250766	523050	467240	141
6/2019	SE 2	SE 2	TR	129954	505002	103565	521632	42593	4,445
6/2019	SE 2	SE 2	TR	129954	505002	103565	521662	233620	291
6/2019	SE 2	SE 2	TR	129954	505002	103565	523063	742883	587
6/2019	SE 2	SE 2	TR	129981	505002	103565	520004	10369	198
6/2019	SE 2	SE 2	TR	129981	505002	103565	521662	233620	686
6/2019	SE 2	SE 2	TR	129981	505545	1250766	520004	10369	70
6/2019	SE 2	SE 2	TR	129981	505545	1250766	521632	42593	415
6/2019	SE 2	SE 2	TR	129981	505545	1250766	523050	467240	14
6/2019	SE 2	SE 2	TR	129981	510023	233907	520004	10369	132
6/2019	SE 2	SE 2	TR	129981	510023	233907	521632	42593	428
6/2019	SE 2	SE 2	TR	129981	510023	233907	521662	233620	15
6/2019	SE 2	SE 2	TR	129981	510023	233907	523050	467240	29
6/2019	SE 2	SE 2	TR	129982	505002	103565	521662	233620	11
6/2019	SE 2	SE 2	TR	129982	505002	103565	523018	322625	987
6/2019	SE 2	SE 2	TR	129982	505545	1250766	520004	10369	15
6/2019	SE 2	SE 2	TR	129982	505545	1250766	521632	42593	38
6/2019	SE 2	SE 2	TR	129982	505545	1250766	521662	233620	368
6/2019	SE 2	SE 2	TR	129982	505545	1250766	522130	38295	10



VASCR351

ANR Pipeline Company Transportation Services Fuel By Route Analysis

Reporting Year: *January - December 2019*
Production 06/2019

<u>Production</u> <u>Period</u>	<u>Receipt</u> <u>Segment</u>	<u>Delivery</u> <u>Segment</u>	<u>Service</u> <u>Class</u>	<u>Svc Req</u> <u>Contract</u>	<u>Receipt</u> <u>Location</u>	<u>Receipt</u> <u>Loc Prop</u>	<u>Delivery</u> <u>Location</u>	<u>Delivery</u> <u>Loc Prop</u>	<u>Fuel</u> <u>Quantity</u>
6/2019	SE 2	SE 2	TR	129987	505002	103565	520006	40317	175
6/2019	SE 2	SE 2	TR	129987	505002	103565	520009	10111	1,740
6/2019	SE 2	SE 2	TR	129987	505002	103565	520011	218192	438
6/2019	SE 2	SE 2	TR	129987	505002	103565	521632	42593	3,726
6/2019	SE 2	SE 2	TR	129987	505002	103565	522130	38295	1,270
6/2019	SE 2	SE 2	TR	129987	505002	103565	523050	467240	292
6/2019	SE 2	SE 2	TR	129987	505002	103565	523063	742883	438
6/2019	SE 2	SE 2	TR	129987	505545	1250766	520011	218192	174
6/2019	SE 2	SE 2	TR	129987	505545	1250766	521632	42593	393
6/2019	SE 2	SE 2	TR	129987	505545	1250766	522130	38295	500
6/2019	SE 2	SE 2	TR	130009	505002	103565	520009	10111	2,358
6/2019	SE 2	SE 2	TR	130009	505002	103565	521632	42593	2,366
6/2019	SE 2	SE 2	TR	130009	505002	103565	521662	233620	327
6/2019	SE 2	SE 2	TR	130071	505002	103565	521632	42593	973
6/2019	SE 2	SE 2	TR	130071	505002	103565	521662	233620	778
6/2019	SE 2	SE 2	TR	131279	505002	103565	521662	233620	90
6/2019	SE 2	SE 2	TR	131279	510023	233907	521632	42593	29
6/2019	SE 2	SE 2	TR	131983	505002	103565	523018	322625	1,740
6/2019	SE 2	SE 2	TR	132585	505002	103565	523091	523091	109
6/2019	SE 2	SE 2	TR	132585	510023	233907	522130	38295	1,175
6/2019	SE 2	SE 2	TR	132585	510023	233907	523018	322625	116
6/2019	SE 2	SE 2	TR	132585	513075	742882	522130	38295	463
6/2019	SE 2	SE 2	TR	132585	513075	742882	523018	322625	450
6/2019	SE 2	SE 2	TR	132585	513075	742882	523091	523091	324
6/2019	SE 2	SE 2	TR	132586	505002	103565	523091	523091	137
6/2019	SE 2	SE 2	TR	132586	505545	1250766	522130	38295	106
6/2019	SE 2	SE 2	TR	132586	513075	742882	523091	523091	111
6/2019	SE 2	SE 2	TR	132666	513075	742882	523091	523091	405
6/2019	SE 2	SE 2	TR	132680	505002	103565	523091	523091	56
6/2019	SE 2	SE 2	TR	132681	505002	103565	523091	523091	174
6/2019	SE 2	SE 2	TR	132681	505545	1250766	520011	218192	411
6/2019	SE 2	SE 2	TR	132681	505545	1250766	521632	42593	34
6/2019	SE 2	SE 2	TR	132681	505545	1250766	523050	467240	220



VASCR351

**ANR Pipeline Company
Transportation Services
Fuel By Route Analysis**

Reporting Year: *January - December 2019*
Production 06/2019

<u>Production Period</u>	<u>Receipt Segment</u>	<u>Delivery Segment</u>	<u>Service Class</u>	<u>Svc Req Contract</u>	<u>Receipt Location</u>	<u>Receipt Loc Prop</u>	<u>Delivery Location</u>	<u>Delivery Loc Prop</u>	<u>Fuel Quantity</u>
6/2019	SE 2	SE 2	TR	132681	505545	1250766	523063	742883	48
	Segment Subtotal								54,951
6/2019	SE 2	WI 7	TR	132455	505002	103565	521610	261574	20
	Segment Subtotal								20
6/2019	SW 1	SW 1	TR	120703	513096	1261065	523061	737783	81
6/2019	SW 1	SW 1	TR	125737	513043	438677	523076	1388911	126
6/2019	SW 1	SW 1	TR	125737	513096	1261065	523076	1388911	1,227
6/2019	SW 1	SW 1	TR	131713	510025	36981	523061	737783	5,249
6/2019	SW 1	SW 1	TR	131713	513096	1261065	523061	737783	1,590
6/2019	SW 1	SW 1	TR	132348	510025	36981	523061	737783	42
6/2019	SW 1	SW 1	TR	132348	512560	185837	523061	737783	3,500
6/2019	SW 1	SW 1	TR	132513	510025	36981	523061	737783	1,831
6/2019	SW 1	SW 1	TR	132513	513096	1261065	523061	737783	996
	Segment Subtotal								14,642
6/2019	SW 3	SW 1	TR	131713	513106	513106	523061	737783	261
	Segment Subtotal								261
6/2019	SW 4	ME 3	TR	110505	505003	103702	520027	295956	833
6/2019	SW 4	ME 3	TR	110505	505003	103702	521552	16265	68
6/2019	SW 4	ME 3	TR	110505	505003	103702	521620	16118	47
6/2019	SW 4	ME 3	TR	131440	505003	103702	521534	138745	2,174
6/2019	SW 4	ME 3	TR	131441	505003	103702	505008	139236	1,679
	Segment Subtotal								4,801
6/2019	SW 4	MI 7	TR	104404	505003	103702	505038	153808	39,290
6/2019	SW 4	MI 7	TR	108304	505003	103702	505030	139369	17,684
6/2019	SW 4	MI 7	TR	109422	505003	103702	505038	153808	575
6/2019	SW 4	MI 7	TR	109422	505003	103702	521118	11578	4,154
6/2019	SW 4	MI 7	TR	109511	505003	103702	521104	40849	29,480
6/2019	SW 4	MI 7	TR	110505	505003	103702	521016	4196	618
6/2019	SW 4	MI 7	TR	110505	505003	103702	521080	138675	3,848
6/2019	SW 4	MI 7	TR	110505	505003	103702	521932	138744	822
6/2019	SW 4	MI 7	TR	110506	505003	103702	521016	4196	688



VASCR351

**ANR Pipeline Company
Transportation Services
Fuel By Route Analysis**

Reporting Year: *January - December 2019*
Production **06/2019**

<u>Production Period</u>	<u>Receipt Segment</u>	<u>Delivery Segment</u>	<u>Service Class</u>	<u>Svc Req. Contract</u>	<u>Receipt Location</u>	<u>Receipt Loc Prop</u>	<u>Delivery Location</u>	<u>Delivery Loc Prop</u>	<u>Fuel Quantity</u>
6/2019	SW 4	MI 7	TR	110506	505003	103702	521080	138675	2,590
6/2019	SW 4	MI 7	TR	110506	505003	103702	521932	138744	11
6/2019	SW 4	MI 7	TR	110507	505003	103702	521080	138675	615
6/2019	SW 4	MI 7	TR	115269	505003	103702	521080	138675	1,085
6/2019	SW 4	MI 7	TR	116556	505003	103702	511136	277072	833
6/2019	SW 4	MI 7	TR	116837	505003	103702	505108	243097	406
6/2019	SW 4	MI 7	TR	116837	505003	103702	511136	277072	118
6/2019	SW 4	MI 7	TR	116837	505003	103702	521985	278172	123
6/2019	SW 4	MI 7	TR	120673	505003	103702	521985	278172	11
6/2019	SW 4	MI 7	TR	120977	505003	103702	511136	277072	2,313
6/2019	SW 4	MI 7	TR	120977	511132	90017	511136	277072	520
6/2019	SW 4	MI 7	TR	122067	505003	103702	521116	42078	14,848
6/2019	SW 4	MI 7	TR	122247	505003	103702	521110	11803	1,260
6/2019	SW 4	MI 7	TR	122247	505003	103702	521116	42078	16,428
6/2019	SW 4	MI 7	TR	124950	505003	103702	505038	153808	3,475
6/2019	SW 4	MI 7	TR	126266	505003	103702	521058	282435	107
6/2019	SW 4	MI 7	TR	126522	505003	103702	505038	153808	4,232
6/2019	SW 4	MI 7	TR	126522	505003	103702	521030	282436	5,864
6/2019	SW 4	MI 7	TR	127117	505003	103702	521080	138675	34,674
6/2019	SW 4	MI 7	TR	127117	505003	103702	521992	40419	3,301
6/2019	SW 4	MI 7	TR	128775	505003	103702	505038	153808	3,326
6/2019	SW 4	MI 7	TR	129337	505003	103702	511136	277072	4,711
6/2019	SW 4	MI 7	TR	129977	505003	103702	505038	153808	19
6/2019	SW 4	MI 7	TR	131162	505003	103702	505108	243097	1,898
6/2019	SW 4	MI 7	TR	131162	505003	103702	511136	277072	19,145
6/2019	SW 4	MI 7	TR	131177	505003	103702	505038	153808	1,321
6/2019	SW 4	MI 7	TR	131177	505003	103702	505108	243097	500
6/2019	SW 4	MI 7	TR	131177	505003	103702	521118	11578	1,835
6/2019	SW 4	MI 7	TR	131177	505003	103702	521634	11566	1,481
6/2019	SW 4	MI 7	TR	131177	505003	103702	521932	138744	442
6/2019	SW 4	MI 7	TR	131644	505003	103702	505038	153808	3,493
6/2019	SW 4	MI 7	TR	131644	505003	103702	521008	11616	48
6/2019	SW 4	MI 7	TR	131644	505003	103702	521606	216654	2,300



VASCR351

ANR Pipeline Company Transportation Services Fuel By Route Analysis

Reporting Year: January - December 2019
Production 06/2019

<u>Production Period</u>	<u>Receipt Segment</u>	<u>Delivery Segment</u>	<u>Service Class</u>	<u>Svc Req Contract</u>	<u>Receipt Location</u>	<u>Receipt Loc Prop</u>	<u>Delivery Location</u>	<u>Delivery Loc Prop</u>	<u>Fuel Quantity</u>
6/2019	SW 4	MI 7	TR	131644	505003	103702	521634	11566	35
6/2019	SW 4	MI 7	TR	131644	505003	103702	521690	40892	63
6/2019	SW 4	MI 7	TR	131644	505003	103702	521985	278172	2,000
6/2019	SW 4	MI 7	TR	132361	505003	103702	505038	153808	29
6/2019	SW 4	MI 7	TR	132361	505003	103702	521932	138744	1
6/2019	SW 4	MI 7	TR	132366	505003	103702	521016	4196	30
6/2019	SW 4	MI 7	TR	132366	505003	103702	521080	138675	19
6/2019	SW 4	MI 7	TR	132366	505003	103702	521932	138744	125
6/2019	SW 4	MI 7	TR	132402	505003	103702	505038	153808	2,814
6/2019	SW 4	MI 7	TR	132402	505003	103702	511136	277072	417
6/2019	SW 4	MI 7	TR	132403	505003	103702	505038	153808	2,206
6/2019	SW 4	MI 7	TR	132410	505003	103702	505038	153808	51
6/2019	SW 4	MI 7	TR	132423	505003	103702	521016	4196	659
6/2019	SW 4	MI 7	TR	132423	505003	103702	521080	138675	512
6/2019	SW 4	MI 7	TR	132462	505003	103702	505038	153808	4,105
6/2019	SW 4	MI 7	TR	132466	505003	103702	521932	138744	28
6/2019	SW 4	MI 7	TR	132471	505003	103702	505038	153808	2,626
6/2019	SW 4	MI 7	TR	132490	505003	103702	521932	138744	29
6/2019	SW 4	MI 7	TR	132499	505003	103702	521932	138744	30
6/2019	SW 4	MI 7	TR	132516	505003	103702	505038	153808	31
6/2019	SW 4	MI 7	TR	132543	505003	103702	511136	277072	8,991
6/2019	SW 4	MI 7	TR	132587	505003	103702	505038	153808	250
6/2019	SW 4	MI 7	TR	132587	505003	103702	521932	138744	446
6/2019	SW 4	MI 7	TR	132587	505003	103702	521985	278172	1,415
6/2019	SW 4	MI 7	TR	132601	505003	103702	505038	153808	1,101
6/2019	SW 4	MI 7	TR	132630	505003	103702	511136	277072	5,746
6/2019	SW 4	MI 7	TR	132882	505003	103702	521116	42078	59
6/2019	SW 4	MI 7	TR	132882	505003	103702	521690	40892	28
6/2019	SW 4	MI 7	TR	132882	505003	103702	521985	278172	166
6/2019	SW 4	MI 7	TR	132882	505003	103702	521116	42078	151
6/2019	SW 4	MI 7	TR	132883	505003	103702	521690	40892	73
6/2019	SW 4	MI 7	TR	132883	505003	103702	521985	278172	424
6/2019	SW 4	MI 7	TR	132883	505003	103702	505017	139249	25,414



VASCR351

**ANR Pipeline Company
Transportation Services
Fuel By Route Analysis**

Reporting Year: January - December 2019
Production 06/2019

<u>Production Period</u>	<u>Receipt Segment</u>	<u>Delivery Segment</u>	<u>Service Class</u>	<u>Svc Req Contract</u>	<u>Receipt Location</u>	<u>Receipt Loc Prop</u>	<u>Delivery Location</u>	<u>Delivery Loc Prop</u>	<u>Fuel Quantity</u>
6/2019	SW 4	MI 7	TR	132897	505003	103702	521014	153852	624
6/2019	SW 4	MI 7	TR	132898	505003	103702	505017	139249	5,037
6/2019	SW 4	MI 7	TR	132902	505003	103702	521116	42078	6,648
6/2019	SW 4	MI 7	TR	132923	505003	103702	505017	139249	1,019
	Segment Subtotal								303,894
6/2019	SW 4	ML 3	TR	110505	505003	103702	521622	110850	520
6/2019	SW 4	ML 3	TR	110506	505003	103702	521622	110850	195
6/2019	SW 4	ML 3	TR	110507	505003	103702	521622	110850	4
	Segment Subtotal								719
6/2019	SW 4	MW 5	TR	111657	505003	103702	521656	284918	1,955
6/2019	SW 4	MW 5	TR	125574	505003	103702	523079	1395865	1,816
6/2019	SW 4	MW 5	TR	126266	505003	103702	521408	12999	119
6/2019	SW 4	MW 5	TS	123146	505003	103702	521596	5227	84
6/2019	SW 4	MW 5	TS	123148	505003	103702	505015	139247	418
6/2019	SW 4	MW 5	TS	123174	505003	103702	521398	5588	60
6/2019	SW 4	MW 5	TS	123218	505003	103702	521602	5658	30
	Segment Subtotal								4,482
6/2019	SW 4	MW 6	TR	700	505003	103702	505014	139246	2,030
6/2019	SW 4	MW 6	TR	108861	505003	103702	521498	4857	596
6/2019	SW 4	MW 6	TR	108986	505003	103702	505005	139233	261
6/2019	SW 4	MW 6	TR	108986	505003	103702	521658	3605	551
6/2019	SW 4	MW 6	TR	108986	505003	103702	521914	40412	31
6/2019	SW 4	MW 6	TR	110185	505003	103702	505013	139241	203
6/2019	SW 4	MW 6	TR	110185	505003	103702	521086	103709	4,516
6/2019	SW 4	MW 6	TR	110185	505003	103702	521470	4738	1,070
6/2019	SW 4	MW 6	TR	110185	505003	103702	521482	4741	961
6/2019	SW 4	MW 6	TR	115815	505003	103702	521438	4614	4,560
6/2019	SW 4	MW 6	TR	123406	505003	103702	505013	139241	3,727
6/2019	SW 4	MW 6	TR	123406	505003	103702	521434	4619	326
6/2019	SW 4	MW 6	TR	123406	505003	103702	521470	4738	28
6/2019	SW 4	MW 6	TR	123850	505003	103702	521428	40193	1,170
6/2019	SW 4	MW 6	TR	126266	505003	103702	521400	13135	187



VASCR351

ANR Pipeline Company Transportation Services Fuel By Route Analysis

Reporting Year: *January - December 2019*
Production *06/2019*

<u>Production Period</u>	<u>Receipt Segment</u>	<u>Delivery Segment</u>	<u>Service Class</u>	<u>Svc Req Contract</u>	<u>Receipt Location</u>	<u>Receipt Loc Prop</u>	<u>Delivery Location</u>	<u>Delivery Loc Prop</u>	<u>Fuel Quantity</u>
6/2019	SW 4	MW 6	TR	126266	505003	103702	523078	1394871	5,434
6/2019	SW 4	MW 6	TR	126494	505003	103702	521438	4614	4,281
6/2019	SW 4	MW 6	TR	126522	505003	103702	505013	139241	341
6/2019	SW 4	MW 6	TR	127009	505003	103702	523078	1394871	88,700
6/2019	SW 4	MW 6	TR	128775	505003	103702	521434	4619	291
6/2019	SW 4	MW 6	TR	131644	505003	103702	521420	4602	140
6/2019	SW 4	MW 6	TR	131644	505003	103702	521434	4619	276
6/2019	SW 4	MW 6	TR	131644	505003	103702	521470	4738	524
6/2019	SW 4	MW 6	TR	132416	505003	103702	505578	1402365	4,411
6/2019	SW 4	MW 6	TR	132416	505003	103702	521086	103709	1,013
6/2019	SW 4	MW 6	TR	132416	505003	103702	521400	13135	160
6/2019	SW 4	MW 6	TR	132416	505003	103702	521434	4619	93
6/2019	SW 4	MW 6	TR	132416	505003	103702	521436	4561	141
6/2019	SW 4	MW 6	TR	132416	505003	103702	521482	4741	1,307
6/2019	SW 4	MW 6	TR	132416	505003	103702	521608	171759	29
6/2019	SW 4	MW 6	TR	132416	505003	103702	521658	3605	92
6/2019	SW 4	MW 6	TR	132423	505003	103702	521440	4616	997
6/2019	SW 4	MW 6	TR	132423	511132	90017	521440	4616	2,826
6/2019	SW 4	MW 6	TR	132511	505003	103702	521420	4602	29
6/2019	SW 4	MW 6	TR	132516	505003	103702	521420	4602	87
6/2019	SW 4	MW 6	TR	132516	505003	103702	521434	4619	767
6/2019	SW 4	MW 6	TR	132516	505003	103702	521470	4738	342
6/2019	SW 4	MW 6	TR	132516	505003	103702	521482	4741	1,478
6/2019	SW 4	MW 6	TR	132605	505003	103702	521420	4602	3,110
6/2019	SW 4	MW 6	TR	132703	513042	385402	521442	4607	80
6/2019	SW 4	MW 6	TR	132897	505003	103702	521434	4619	354
6/2019	SW 4	MW 6	TR	132897	505003	103702	521506	3797	11
6/2019	SW 4	MW 6	TR	132902	505003	103702	521434	4619	438
6/2019	SW 4	MW 6	TS	109148	505003	103702	521566	12977	384
6/2019	SW 4	MW 6	TS	109171	505003	103702	521428	40193	389
6/2019	SW 4	MW 6	TS	110863	505003	103702	521608	171759	623
6/2019	SW 4	MW 6	TS	123056	505003	103702	521504	4856	30
6/2019	SW 4	MW 6	TS	123059	505003	103702	521424	13215	103



VASCR351

ANR Pipeline Company Transportation Services Fuel By Route Analysis

Reporting Year: *January - December 2019*
Production 06/2019

<u>Production Period</u>	<u>Receipt Segment</u>	<u>Delivery Segment</u>	<u>Service Class</u>	<u>Svc Req. Contract</u>	<u>Receipt Location</u>	<u>Receipt Loc Prop</u>	<u>Delivery Location</u>	<u>Delivery Loc Prop</u>	<u>Fuel Quantity</u>
6/2019	SW 4	MW 6	TS	123065	505003	103702	521430	40195	298
6/2019	SW 4	MW 6	TS	123147	505003	103702	505029	139367	1,849
6/2019	SW 4	MW 6	TS	123151	505003	103702	521498	4857	30
6/2019	SW 4	MW 6	TS	123214	505003	103702	521598	4564	90
6/2019	SW 4	MW 6	TS	123215	505003	103702	521494	4605	197
6/2019	SW 4	MW 6	TS	123216	505003	103702	521492	4604	213
6/2019	SW 4	MW 6	TS	123217	505003	103702	521418	12991	490
6/2019	SW 4	MW 6	TS	123221	505003	103702	521496	4689	159
6/2019	SW 4	MW 6	TS	123222	505003	103702	521526	3969	67
6/2019	SW 4	MW 6	TS	123242	505003	103702	521426	40183	232
6/2019	SW 4	MW 6	TS	128874	505003	103702	521422	12976	207
6/2019	SW 4	MW 6	TS	131548	505003	103702	521524	3973	770
	Segment Subtotal								144,100
6/2019	SW 4	SW 1	TR	116556	505003	103702	523060	736566	277
6/2019	SW 4	SW 1	TR	119817	505003	103702	523060	736566	260
6/2019	SW 4	SW 1	TR	120629	505003	103702	523061	737783	36
6/2019	SW 4	SW 1	TR	120703	505228	153722	523061	737783	1
6/2019	SW 4	SW 1	TR	131713	505003	103702	523061	737783	1,213
	Segment Subtotal								1,787
6/2019	SW 4	SW 4	TR	115706	505003	103702	521642	237023	70
6/2019	SW 4	SW 4	TR	115706	505228	153722	521642	237023	85
6/2019	SW 4	SW 4	TR	116556	505003	103702	521020	34887	876
6/2019	SW 4	SW 4	TR	121086	505003	103702	521020	34887	1,078
6/2019	SW 4	SW 4	TR	131162	505003	103702	513042	385402	494
6/2019	SW 4	SW 4	TR	131713	505003	103702	521020	34887	272
6/2019	SW 4	SW 4	TR	132446	505003	103702	521040	234898	16
	Segment Subtotal								2,891
6/2019	SW 4	SW 5	TR	120629	505003	103702	522116	278352	96
	Segment Subtotal								96
6/2019	SW 4	W1 7	TR	800	505003	103702	505025	139257	7,591
6/2019	SW 4	W1 7	TR	5450	505003	103702	505026	139258	2,040



VASCR351

ANR Pipeline Company Transportation Services Fuel By Route Analysis

Reporting Year: January - December 2019
Production 06/2019

<u>Production Period</u>	<u>Receipt Segment</u>	<u>Delivery Segment</u>	<u>Service Class</u>	<u>Svc Req Contract</u>	<u>Receipt Location</u>	<u>Receipt Loc Prop</u>	<u>Delivery Location</u>	<u>Delivery Loc Prop</u>	<u>Fuel Quantity</u>
6/2019	SW 4	WI 7	TR	104404	505003	103702	521314	28661	2,331
6/2019	SW 4	WI 7	TR	106209	505003	103702	510033	28873	5,080
6/2019	SW 4	WI 7	TR	108268	505003	103702	505016	139248	12,510
6/2019	SW 4	WI 7	TR	108304	505003	103702	505016	139248	1,066
6/2019	SW 4	WI 7	TR	109511	505003	103702	521108	11702	1,775
6/2019	SW 4	WI 7	TR	110506	505003	103702	521610	261574	2,659
6/2019	SW 4	WI 7	TR	116837	505003	103702	523032	384134	22
6/2019	SW 4	WI 7	TR	116837	505003	103702	523035	387791	2
6/2019	SW 4	WI 7	TR	117331	505003	103702	505021	139253	13,469
6/2019	SW 4	WI 7	TR	120673	505003	103702	523032	384134	13
6/2019	SW 4	WI 7	TR	122067	505003	103702	521108	11702	2,128
6/2019	SW 4	WI 7	TR	122247	505003	103702	521108	11702	1,066
6/2019	SW 4	WI 7	TR	126266	505003	103702	521012	40226	223
6/2019	SW 4	WI 7	TR	126266	505003	103702	521172	28846	404
6/2019	SW 4	WI 7	TR	126266	505003	103702	521200	28679	84
6/2019	SW 4	WI 7	TR	126266	505003	103702	521202	28682	1
6/2019	SW 4	WI 7	TR	126266	505003	103702	521292	28806	151
6/2019	SW 4	WI 7	TR	126266	505003	103702	521394	36936	49
6/2019	SW 4	WI 7	TR	126266	505003	103702	521786	28798	13
6/2019	SW 4	WI 7	TR	126266	505003	103702	521810	36869	710
6/2019	SW 4	WI 7	TR	126266	505003	103702	523034	384136	155
6/2019	SW 4	WI 7	TR	127117	505003	103702	505437	395744	19,936
6/2019	SW 4	WI 7	TR	129337	505003	103702	521314	28661	416
6/2019	SW 4	WI 7	TR	129880	505003	103702	523032	384134	24,714
6/2019	SW 4	WI 7	TR	131162	505003	103702	521314	28661	208
6/2019	SW 4	WI 7	TR	131162	505003	103702	523034	384136	6,625
6/2019	SW 4	WI 7	TR	131177	505003	103702	521168	28834	205
6/2019	SW 4	WI 7	TR	131177	505003	103702	521176	28859	58
6/2019	SW 4	WI 7	TR	131177	505003	103702	521180	28875	29
6/2019	SW 4	WI 7	TR	131177	505003	103702	521182	28854	614
6/2019	SW 4	WI 7	TR	131177	505003	103702	521198	28782	88
6/2019	SW 4	WI 7	TR	131177	505003	103702	521200	28679	29
6/2019	SW 4	WI 7	TR	131177	505003	103702	521208	28780	380



VASCR351

ANR Pipeline Company Transportation Services Fuel By Route Analysis

Reporting Year: *January - December 2019*
Production 06/2019

<u>Production Period</u>	<u>Receipt Segment</u>	<u>Delivery Segment</u>	<u>Service Class</u>	<u>Svc Req Contract</u>	<u>Receipt Location</u>	<u>Receipt Loc Prop</u>	<u>Delivery Location</u>	<u>Delivery Loc Prop</u>	<u>Fuel Quantity</u>
6/2019	SW 4	WI 7	TR	131177	505003	103702	521212	28882	234
6/2019	SW 4	WI 7	TR	131177	505003	103702	521214	40197	380
6/2019	SW 4	WI 7	TR	131177	505003	103702	521302	28747	58
6/2019	SW 4	WI 7	TR	131177	505003	103702	521316	28831	117
6/2019	SW 4	WI 7	TR	131177	505003	103702	521324	28794	292
6/2019	SW 4	WI 7	TR	131177	505003	103702	521344	28734	58
6/2019	SW 4	WI 7	TR	131177	505003	103702	521356	28774	497
6/2019	SW 4	WI 7	TR	131177	505003	103702	521374	28662	58
6/2019	SW 4	WI 7	TR	131177	505003	103702	521384	174789	29
6/2019	SW 4	WI 7	TR	131177	505003	103702	523034	384136	79,747
6/2019	SW 4	WI 7	TR	131644	505003	103702	521012	40226	426
6/2019	SW 4	WI 7	TR	131644	505003	103702	521164	28842	2,298
6/2019	SW 4	WI 7	TR	131644	505003	103702	521260	36867	208
6/2019	SW 4	WI 7	TR	131644	505003	103702	521610	261574	337
6/2019	SW 4	WI 7	TR	131644	505003	103702	521654	284917	104
6/2019	SW 4	WI 7	TR	131644	505003	103702	521784	28720	2,459
6/2019	SW 4	WI 7	TR	131644	505003	103702	521812	40304	118
6/2019	SW 4	WI 7	TR	131644	505003	103702	523032	384134	1,499
6/2019	SW 4	WI 7	TR	131644	505003	103702	523034	384136	7,132
6/2019	SW 4	WI 7	TR	132402	505003	103702	523034	384136	3,854
6/2019	SW 4	WI 7	TR	132471	505003	103702	521314	28661	16,008
6/2019	SW 4	WI 7	TR	132587	505003	103702	521650	269472	1,040
6/2019	SW 4	WI 7	TR	132587	505003	103702	521654	284917	162
6/2019	SW 4	WI 7	TR	132587	505003	103702	523032	384134	7,089
6/2019	SW 4	WI 7	TR	132587	505003	103702	523034	384136	8,203
6/2019	SW 4	WI 7	TR	132587	505003	103702	523042	439345	130
6/2019	SW 4	WI 7	TR	132606	505003	103702	521314	28661	12,510
6/2019	SW 4	WI 7	TR	132679	505003	103702	521246	28844	3,059
6/2019	SW 4	WI 7	TR	132703	513042	385402	521164	28842	6
6/2019	SW 4	WI 7	TR	132703	513042	385402	521246	28844	6
6/2019	SW 4	WI 7	TR	132882	505003	103702	521610	261574	10
6/2019	SW 4	WI 7	TR	132883	505003	103702	521610	261574	22
6/2019	SW 4	WI 7	TS	123061	505003	103702	521396	150407	518




VASCR351

ANR Pipeline Company Transportation Services Fuel By Route Analysis

Reporting Year: *January - December 2019*
Production *06/2019*

<u>Production Period</u>	<u>Receipt Segment</u>	<u>Delivery Segment</u>	<u>Service Class</u>	<u>Svc Req Contract</u>	<u>Receipt Location</u>	<u>Receipt Loc Prop</u>	<u>Delivery Location</u>	<u>Delivery Loc Prop</u>	<u>Fuel Quantity</u>
6/2019	SW 4	WI 7	TS	123220	505003	103702	521392	28730	596
	Segment Subtotal								
6/2019	WI 7	MI 7	TR	106211	510033	28873	505038	153808	838
6/2019	WI 7	MI 7	TR	107879	510033	28873	505038	153808	36
6/2019	WI 7	MI 7	TR	110904	510006	28808	505038	153808	1,526
6/2019	WI 7	MI 7	TR	111813	521654	284917	505038	153808	34
6/2019	WI 7	MI 7	TR	112565	521650	269472	505038	153808	45
6/2019	WI 7	MI 7	TR	112565	523042	439345	505038	153808	69
6/2019	WI 7	MI 7	TR	113239	510006	28808	505038	153808	143
6/2019	WI 7	MI 7	TR	117338	521262	36868	505038	153808	505
6/2019	WI 7	MI 7	TR	117358	505021	139253	505038	153808	57
6/2019	WI 7	MI 7	TR	120571	510041	11661	505038	153808	9,907
6/2019	WI 7	MI 7	TR	128295	510033	28873	511136	277072	20
6/2019	WI 7	MI 7	TR	128295	510033	28873	521016	4196	17
6/2019	WI 7	MI 7	TR	128295	510033	28873	521080	138675	17
6/2019	WI 7	MI 7	TR	128295	510033	28873	521624	4375	1
6/2019	WI 7	MI 7	TR	128295	510033	28873	521932	138744	1
6/2019	WI 7	MI 7	TR	128295	510033	28873	521985	278172	43
6/2019	WI 7	MI 7	TR	128296	510033	28873	511136	277072	131
6/2019	WI 7	MI 7	TR	128296	510033	28873	521985	278172	211
6/2019	WI 7	MI 7	TR	129399	510033	28873	505108	243097	15
6/2019	WI 7	MI 7	TR	129399	510033	28873	511136	277072	276
6/2019	WI 7	MI 7	TR	129887	510033	28873	505038	153808	120
6/2019	WI 7	MI 7	TR	129887	521172	28846	505038	153808	446
6/2019	WI 7	MI 7	TR	130317	510033	28873	505038	153808	2
6/2019	WI 7	MI 7	TR	130795	505597	505597	521985	278172	43
6/2019	WI 7	MI 7	TR	130795	510006	28808	505108	243097	76
6/2019	WI 7	MI 7	TR	130795	510006	28808	521985	278172	8
6/2019	WI 7	MI 7	TR	130795	510033	28873	521985	278172	126
6/2019	WI 7	MI 7	TR	131221	510041	11661	521690	40892	19
6/2019	WI 7	MI 7	TR	131642	510006	28808	505038	153808	69
6/2019	WI 7	MI 7	TR	131642	510006	28808	521690	40892	35
6/2019	WI 7	MI 7	TR	131642	510006	28808	521985	278172	54



VASCR351

ANR Pipeline Company Transportation Services Fuel By Route Analysis

Prepared: 2/19/2020 3:28:04PM
Page 509 of 966

Reporting Year: January - December 2019
Production 06/2019

<u>Production Period</u>	<u>Receipt Segment</u>	<u>Delivery Segment</u>	<u>Service Class</u>	<u>Svc Req Contract</u>	<u>Receipt Location</u>	<u>Receipt Loc Prop</u>	<u>Delivery Location</u>	<u>Delivery Loc Prop</u>	<u>Fuel Quantity</u>
6/2019	WI 7	MI 7	TR	131642	510033	28873	505038	153808	191
6/2019	WI 7	MI 7	TR	131642	510033	28873	521985	278172	8
6/2019	WI 7	MI 7	TR	131642	510041	11661	505038	153808	51
6/2019	WI 7	MI 7	TR	131992	510041	11661	521080	138675	69
6/2019	WI 7	MI 7	TR	132401	513127	513127	505038	153808	37
6/2019	WI 7	MI 7	TR	132402	510006	28808	511136	277072	24
6/2019	WI 7	MI 7	TR	132509	513129	513129	505108	243097	59
6/2019	WI 7	MI 7	TR	132544	510033	28873	521985	278172	1,259
6/2019	WI 7	MI 7	TR	132582	510006	28808	521080	138675	125
6/2019	WI 7	MI 7	TR	132582	510006	28808	523014	318733	11
6/2019	WI 7	MI 7	TR	132595	510006	28808	505038	153808	554
6/2019	WI 7	MI 7	TR	132615	510033	28873	505038	153808	43
6/2019	WI 7	MI 7	TR	132639	510033	28873	505038	153808	3
6/2019	WI 7	MI 7	TR	132663	510006	28808	505038	153808	928
6/2019	WI 7	MI 7	TR	132663	510006	28808	521058	282435	5
6/2019	WI 7	MI 7	TR	132663	510006	28808	523014	318733	115
6/2019	WI 7	MI 7	TR	132682	510033	28873	521985	278172	21
6/2019	WI 7	MI 7	TR	132684	510006	28808	521985	278172	43
6/2019	WI 7	MI 7	TR	132684	510041	11661	510005	246067	42
6/2019	WI 7	MI 7	TR	132685	510006	28808	505108	243097	10
6/2019	WI 7	MI 7	TR	132685	510006	28808	521985	278172	30
6/2019	WI 7	MI 7	TR	132806	510006	28808	505038	153808	52
6/2019	WI 7	MI 7	TR	132806	510006	28808	505108	243097	69
6/2019	WI 7	MI 7	TR	132806	510033	28873	505038	153808	138
	Segment Subtotal								18,777
6/2019	WI 7	MW 6	TR	126199	510006	28808	521442	4607	1
	Segment Subtotal								1
6/2019	WI 7	WI 7	TR	107879	510033	28873	505023	139255	100
6/2019	WI 7	WI 7	TR	110904	510006	28808	505025	139257	86
6/2019	WI 7	WI 7	TR	112565	521650	269472	523032	384134	97
6/2019	WI 7	WI 7	TR	113239	510006	28808	505025	139257	6
6/2019	WI 7	WI 7	TR	113922	510006	28808	521812	40304	20



VASCR351

ANR Pipeline Company Transportation Services Fuel By Route Analysis

Reporting Year: *January - December 2019*
Production 06/2019

<u>Production Period</u>	<u>Receipt Segment</u>	<u>Delivery Segment</u>	<u>Service Class</u>	<u>Svc Req. Contract</u>	<u>Receipt Location</u>	<u>Receipt Loc Prop</u>	<u>Delivery Location</u>	<u>Delivery Loc Prop</u>	<u>Fuel Quantity</u>
6/2019	WI 7	WI 7	TR	113922	510033	28873	521174	28778	57
6/2019	WI 7	WI 7	TR	113922	510033	28873	521676	100052	31
6/2019	WI 7	WI 7	TR	114823	510033	28873	521266	28702	216
6/2019	WI 7	WI 7	TR	117332	510006	28808	505021	139253	708
6/2019	WI 7	WI 7	TR	122248	510033	28873	521108	11702	4,350
6/2019	WI 7	WI 7	TR	126181	523034	384136	521164	28842	12
6/2019	WI 7	WI 7	TR	126181	523034	384136	521256	174788	14
6/2019	WI 7	WI 7	TR	126181	523034	384136	521786	28798	14
6/2019	WI 7	WI 7	TR	126190	510006	28808	523041	395460	63
6/2019	WI 7	WI 7	TR	128295	510033	28873	521012	40226	119
6/2019	WI 7	WI 7	TR	128295	510033	28873	521034	183670	374
6/2019	WI 7	WI 7	TR	128295	510033	28873	521164	28842	829
6/2019	WI 7	WI 7	TR	128295	510033	28873	521246	28844	35
6/2019	WI 7	WI 7	TR	128295	510033	28873	521252	28779	64
6/2019	WI 7	WI 7	TR	128295	510033	28873	521322	28868	17
6/2019	WI 7	WI 7	TR	128295	510033	28873	521610	261574	191
6/2019	WI 7	WI 7	TR	128295	510033	28873	521784	28720	44
6/2019	WI 7	WI 7	TR	128295	510033	28873	523034	384136	907
6/2019	WI 7	WI 7	TR	128296	510033	28873	521012	40226	30
6/2019	WI 7	WI 7	TR	128296	510033	28873	521034	183670	357
6/2019	WI 7	WI 7	TR	128296	510033	28873	521164	28842	29
6/2019	WI 7	WI 7	TR	128296	510033	28873	521610	261574	16
6/2019	WI 7	WI 7	TR	128296	510033	28873	523034	384136	48
6/2019	WI 7	WI 7	TR	129337	510006	28808	521266	28702	63
6/2019	WI 7	WI 7	TR	129337	510006	28808	521314	28661	35
6/2019	WI 7	WI 7	TR	129337	510006	28808	521676	100052	42
6/2019	WI 7	WI 7	TR	129753	513130	513130	521260	36867	50
6/2019	WI 7	WI 7	TR	129777	510006	28808	521812	40304	24
6/2019	WI 7	WI 7	TR	129777	510033	28873	521174	28778	130
6/2019	WI 7	WI 7	TR	129777	510033	28873	521176	28859	80
6/2019	WI 7	WI 7	TR	129777	510033	28873	521178	28883	70
6/2019	WI 7	WI 7	TR	129777	510033	28873	521186	42139	38
6/2019	WI 7	WI 7	TR	129777	510033	28873	521190	28825	130



VASCR351

**ANR Pipeline Company
Transportation Services
Fuel By Route Analysis**

Reporting Year: *January - December 2019*
Production 06/2019

<u>Production Period</u>	<u>Receipt Segment</u>	<u>Delivery Segment</u>	<u>Service Class</u>	<u>Svc Req Contract</u>	<u>Receipt Location</u>	<u>Receipt Loc Prop</u>	<u>Delivery Location</u>	<u>Delivery Loc Prop</u>	<u>Fuel Quantity</u>
6/2019	W17	W17	TR	129777	510033	28873	521812	40304	2
6/2019	W17	W17	TR	129887	510033	28873	521172	28846	281
6/2019	W17	W17	TR	130317	510006	28808	521260	36867	31
6/2019	W17	W17	TR	130317	510006	28808	521812	40304	266
6/2019	W17	W17	TR	130317	510033	28873	521174	28778	26
6/2019	W17	W17	TR	130317	510033	28873	521176	28859	39
6/2019	W17	W17	TR	130317	510033	28873	521178	28883	924
6/2019	W17	W17	TR	130317	510033	28873	521180	28875	22
6/2019	W17	W17	TR	130317	510033	28873	521190	28825	7
6/2019	W17	W17	TR	130317	510033	28873	521194	40223	46
6/2019	W17	W17	TR	130317	510033	28873	521196	28771	52
6/2019	W17	W17	TR	130317	510033	28873	521218	28865	60
6/2019	W17	W17	TR	130317	510033	28873	521240	28759	30
6/2019	W17	W17	TR	130317	510033	28873	521260	36867	20
6/2019	W17	W17	TR	130317	510033	28873	521266	28702	103
6/2019	W17	W17	TR	130317	510033	28873	521302	28747	389
6/2019	W17	W17	TR	130317	510033	28873	521372	11703	15
6/2019	W17	W17	TR	130317	510033	28873	521676	100052	49
6/2019	W17	W17	TR	130317	510033	28873	521812	40304	9
6/2019	W17	W17	TR	130795	505597	505597	521314	28661	28
6/2019	W17	W17	TR	130795	505597	505597	523032	384134	66
6/2019	W17	W17	TR	130795	510006	28808	521164	28842	100
6/2019	W17	W17	TR	130795	510006	28808	521260	36867	13
6/2019	W17	W17	TR	130795	510006	28808	521288	28670	14
6/2019	W17	W17	TR	130795	510006	28808	521300	28739	10
6/2019	W17	W17	TR	130795	510006	28808	521314	28661	77
6/2019	W17	W17	TR	130795	510006	28808	521650	269472	18
6/2019	W17	W17	TR	130795	510006	28808	521784	28720	59
6/2019	W17	W17	TR	130795	510006	28808	523032	384134	126
6/2019	W17	W17	TR	130795	510006	28808	523034	384136	16
6/2019	W17	W17	TR	130795	510033	28873	521164	28842	104
6/2019	W17	W17	TR	130795	510033	28873	521260	36867	8
6/2019	W17	W17	TR	130795	510033	28873	521288	28670	22

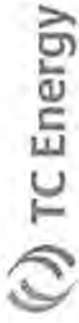


VASCR351

ANR Pipeline Company Transportation Services Fuel By Route Analysis

Reporting Year: *January - December 2019*
Production 06/2019

<u>Production Period</u>	<u>Receipt Segment</u>	<u>Delivery Segment</u>	<u>Service Class</u>	<u>Svc Req Contract</u>	<u>Receipt Location</u>	<u>Receipt Loc Prop</u>	<u>Delivery Location</u>	<u>Delivery Loc Prop</u>	<u>Fuel Quantity</u>
6/2019	W17	W17	TR	130795	510033	28873	521300	28739	45
6/2019	W17	W17	TR	130795	510033	28873	521314	28661	227
6/2019	W17	W17	TR	130795	510033	28873	521650	269472	295
6/2019	W17	W17	TR	130795	510033	28873	521784	28720	59
6/2019	W17	W17	TR	130795	510033	28873	523032	384134	81
6/2019	W17	W17	TR	130795	510041	11661	521164	28842	2
6/2019	W17	W17	TR	130795	510041	11661	521300	28739	15
6/2019	W17	W17	TR	130795	510041	11661	521314	28661	81
6/2019	W17	W17	TR	130795	510041	11661	521650	269472	17
6/2019	W17	W17	TR	130795	510041	11661	523032	384134	34
6/2019	W17	W17	TR	131162	510006	28808	521164	28842	42
6/2019	W17	W17	TR	131162	510006	28808	521266	28702	52
6/2019	W17	W17	TR	131162	510006	28808	521314	28661	149
6/2019	W17	W17	TR	131221	510033	28873	521168	28834	60
6/2019	W17	W17	TR	131221	510033	28873	521172	28846	1,634
6/2019	W17	W17	TR	131221	510033	28873	521174	28778	1,088
6/2019	W17	W17	TR	131221	510033	28873	521186	42139	30
6/2019	W17	W17	TR	131221	510033	28873	521188	28862	240
6/2019	W17	W17	TR	131221	510033	28873	521218	28865	30
6/2019	W17	W17	TR	131221	510033	28873	521240	28759	30
6/2019	W17	W17	TR	131221	510041	11661	521012	40226	15
6/2019	W17	W17	TR	131221	510041	11661	521174	28778	179
6/2019	W17	W17	TR	131221	510041	11661	521246	28844	161
6/2019	W17	W17	TR	131221	510041	11661	521252	28779	55
6/2019	W17	W17	TR	131221	510041	11661	521260	36867	6
6/2019	W17	W17	TR	131221	510041	11661	521266	28702	6
6/2019	W17	W17	TR	131221	510041	11661	521298	28736	3
6/2019	W17	W17	TR	131221	510041	11661	521302	28747	4
6/2019	W17	W17	TR	131221	510041	11661	521314	28661	11
6/2019	W17	W17	TR	131221	510041	11661	521316	28831	6
6/2019	W17	W17	TR	131221	510041	11661	521322	28868	3
6/2019	W17	W17	TR	131221	510041	11661	521324	28794	3
6/2019	W17	W17	TR	131221	510041	11661	521374	28662	4



VASCR351

**ANR Pipeline Company
Transportation Services
Fuel By Route Analysis**

Reporting Year: *January - December 2019*
Production 06/2019

<u>Production Period</u>	<u>Receipt Segment</u>	<u>Delivery Segment</u>	<u>Service Class</u>	<u>Svc Req Contract</u>	<u>Receipt Location</u>	<u>Receipt Loc Prop</u>	<u>Delivery Location</u>	<u>Delivery Loc Prop</u>	<u>Fuel Quantity</u>
6/2019	W17	W17	TR	131221	510041	11661	521784	28720	93
6/2019	W17	W17	TR	131221	510041	11661	521812	40304	1
6/2019	W17	W17	TR	131221	510041	11661	521814	36934	5
6/2019	W17	W17	TR	131642	510006	28808	523032	384134	113
6/2019	W17	W17	TR	131642	510033	28873	521314	28661	17
6/2019	W17	W17	TR	131644	505597	505597	521164	28842	14
6/2019	W17	W17	TR	131644	505597	505597	521784	28720	23
6/2019	W17	W17	TR	131644	505597	505597	523034	384136	198
6/2019	W17	W17	TR	131644	510006	28808	505597	505597	176
6/2019	W17	W17	TR	131644	510006	28808	521260	36867	1,014
6/2019	W17	W17	TR	131644	510006	28808	521812	40304	394
6/2019	W17	W17	TR	131644	510006	28808	523032	384134	202
6/2019	W17	W17	TR	131644	510006	28808	523034	384136	134
6/2019	W17	W17	TR	131644	510033	28873	505597	505597	272
6/2019	W17	W17	TR	131644	510033	28873	521164	28842	36
6/2019	W17	W17	TR	131644	510033	28873	521178	28883	63
6/2019	W17	W17	TR	131644	510033	28873	521302	28747	57
6/2019	W17	W17	TR	131644	510033	28873	521650	269472	2
6/2019	W17	W17	TR	131644	510033	28873	521676	100052	19
6/2019	W17	W17	TR	131644	510033	28873	521784	28720	28
6/2019	W17	W17	TR	131644	510033	28873	523034	384136	589
6/2019	W17	W17	TR	131644	510033	28873	523035	387791	72
6/2019	W17	W17	TR	131644	510041	11661	521164	28842	238
6/2019	W17	W17	TR	131644	510041	11661	521784	28720	20
6/2019	W17	W17	TR	131644	510041	11661	523034	384136	148
6/2019	W17	W17	TR	131940	510041	11661	521314	28661	17
6/2019	W17	W17	TR	131940	513127	513127	521164	28842	80
6/2019	W17	W17	TR	131942	510041	11661	521314	28661	2
6/2019	W17	W17	TR	131992	510041	11661	521610	261574	151
6/2019	W17	W17	TR	132083	510033	28873	521300	28739	10
6/2019	W17	W17	TR	132243	510041	11661	521252	28779	19
6/2019	W17	W17	TR	132243	510041	11661	521610	261574	11
6/2019	W17	W17	TR	132245	510041	11661	521012	40226	72



VASCR351

ANR Pipeline Company Transportation Services Fuel By Route Analysis

Reporting Year: January - December 2019
Production 06/2019

<u>Production Period</u>	<u>Receipt Segment</u>	<u>Delivery Segment</u>	<u>Service Class</u>	<u>Svc Req Contract</u>	<u>Receipt Location</u>	<u>Receipt Loc Prop</u>	<u>Delivery Location</u>	<u>Delivery Loc Prop</u>	<u>Fuel Quantity</u>
6/2019	W17	W17	TR	132245	510041	11661	521252	28779	179
6/2019	W17	W17	TR	132245	510041	11661	521610	261574	4
6/2019	W17	W17	TR	132402	510006	28808	523034	384136	1,239
6/2019	W17	W17	TR	132504	510033	28873	521266	28702	30
6/2019	W17	W17	TR	132544	510033	28873	521164	28842	31
6/2019	W17	W17	TR	132544	510033	28873	521246	28844	17
6/2019	W17	W17	TR	132544	510033	28873	521314	28661	315
6/2019	W17	W17	TR	132544	510033	28873	521654	284917	139
6/2019	W17	W17	TR	132544	510033	28873	523032	384134	1,648
6/2019	W17	W17	TR	132544	510033	28873	523034	384136	826
6/2019	W17	W17	TR	132544	510033	28873	523042	439345	274
6/2019	W17	W17	TR	132582	510006	28808	521012	40226	15
6/2019	W17	W17	TR	132582	510006	28808	521172	28846	41
6/2019	W17	W17	TR	132582	510006	28808	521180	28875	89
6/2019	W17	W17	TR	132582	510006	28808	521188	28862	30
6/2019	W17	W17	TR	132582	510006	28808	521198	28782	38
6/2019	W17	W17	TR	132582	510006	28808	521204	28672	110
6/2019	W17	W17	TR	132582	510006	28808	521210	28828	96
6/2019	W17	W17	TR	132582	510006	28808	521240	28759	77
6/2019	W17	W17	TR	132582	510006	28808	521246	28844	24
6/2019	W17	W17	TR	132582	510006	28808	521250	28841	115
6/2019	W17	W17	TR	132582	510006	28808	521314	28661	29
6/2019	W17	W17	TR	132582	510006	28808	521324	28794	13
6/2019	W17	W17	TR	132582	510006	28808	521330	28761	27
6/2019	W17	W17	TR	132582	510006	28808	521394	36936	120
6/2019	W17	W17	TR	132582	510006	28808	523047	444972	55
6/2019	W17	W17	TR	132582	510033	28873	521012	40226	9
6/2019	W17	W17	TR	132582	510033	28873	521172	28846	8
6/2019	W17	W17	TR	132582	510033	28873	521180	28875	27
6/2019	W17	W17	TR	132582	510033	28873	521188	28862	6
6/2019	W17	W17	TR	132582	510033	28873	521198	28782	12
6/2019	W17	W17	TR	132582	510033	28873	521200	28679	4
6/2019	W17	W17	TR	132582	510033	28873	521204	28672	16



VASCR351

ANR Pipeline Company Transportation Services Fuel By Route Analysis

Reporting Year: *January - December 2019*
Production 06/2019

<u>Production Period</u>	<u>Receipt Segment</u>	<u>Delivery Segment</u>	<u>Service Class</u>	<u>Svc Req Contract</u>	<u>Receipt Location</u>	<u>Receipt Loc Prop</u>	<u>Delivery Location</u>	<u>Delivery Loc Prop</u>	<u>Fuel Quantity</u>
6/2019	W17	W17	TR	132582	510033	28873	521210	28828	30
6/2019	W17	W17	TR	132582	510033	28873	521240	28759	24
6/2019	W17	W17	TR	132582	510033	28873	521250	28841	15
6/2019	W17	W17	TR	132582	510033	28873	521292	28806	4
6/2019	W17	W17	TR	132582	510033	28873	521314	28661	159
6/2019	W17	W17	TR	132582	510033	28873	521324	28794	42
6/2019	W17	W17	TR	132582	510033	28873	521330	28761	271
6/2019	W17	W17	TR	132582	510033	28873	521356	28774	280
6/2019	W17	W17	TR	132582	510033	28873	523034	384136	4
6/2019	W17	W17	TR	132582	510033	28873	523047	444972	109
6/2019	W17	W17	TR	132582	521650	269472	521296	139402	78
6/2019	W17	W17	TR	132625	510006	28808	521172	28846	104
6/2019	W17	W17	TR	132626	510006	28808	521172	28846	104
6/2019	W17	W17	TR	132627	510006	28808	521266	28702	41
6/2019	W17	W17	TR	132627	510006	28808	523032	384134	104
6/2019	W17	W17	TR	132628	510006	28808	523032	384134	104
6/2019	W17	W17	TR	132629	510006	28808	521266	28702	49
6/2019	W17	W17	TR	132639	510033	28873	510041	11661	10
6/2019	W17	W17	TR	132639	510033	28873	521176	28859	89
6/2019	W17	W17	TR	132639	510033	28873	521178	28883	1,598
6/2019	W17	W17	TR	132639	510033	28873	521180	28875	302
6/2019	W17	W17	TR	132639	510033	28873	521186	42139	63
6/2019	W17	W17	TR	132639	510033	28873	521196	28771	126
6/2019	W17	W17	TR	132639	510033	28873	521208	28780	456
6/2019	W17	W17	TR	132639	510033	28873	521210	28828	7
6/2019	W17	W17	TR	132639	510033	28873	521260	36867	965
6/2019	W17	W17	TR	132639	510033	28873	521372	11703	64
6/2019	W17	W17	TR	132639	510033	28873	521392	28730	21
6/2019	W17	W17	TR	132639	510033	28873	521676	100052	242
6/2019	W17	W17	TR	132639	510033	28873	521812	40304	18
6/2019	W17	W17	TR	132639	510033	28873	521814	36934	52
6/2019	W17	W17	TR	132663	510006	28808	521172	28846	5
6/2019	W17	W17	TR	132663	510006	28808	521204	28672	1

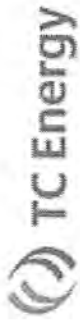


VASCR351

**ANR Pipeline Company
Transportation Services
Fuel By Route Analysis**

Reporting Year: January - December 2019
Production 06/2019

<u>Production Period</u>	<u>Receipt Segment</u>	<u>Delivery Segment</u>	<u>Service Class</u>	<u>Svc Req Contract</u>	<u>Receipt Location</u>	<u>Receipt Loc Prop</u>	<u>Delivery Location</u>	<u>Delivery Loc Prop</u>	<u>Fuel Quantity</u>
6/2019	W17	W17	TR	132663	510006	28808	521310	28743	23
6/2019	W17	W17	TR	132663	510006	28808	521314	28661	19
6/2019	W17	W17	TR	132663	510006	28808	521324	28794	52
6/2019	W17	W17	TR	132669	510041	11661	521296	139402	93
6/2019	W17	W17	TR	132682	505597	505597	523034	384136	249
6/2019	W17	W17	TR	132682	510006	28808	521610	261574	24
6/2019	W17	W17	TR	132682	510006	28808	521654	284917	88
6/2019	W17	W17	TR	132682	510006	28808	523032	384134	1,086
6/2019	W17	W17	TR	132682	510006	28808	523034	384136	30
6/2019	W17	W17	TR	132682	510033	28873	523032	384134	22
6/2019	W17	W17	TR	132682	510033	28873	523034	384136	148
6/2019	W17	W17	TR	132682	510041	11661	523034	384136	93
6/2019	W17	W17	TR	132682	510041	11661	523035	387791	67
6/2019	W17	W17	TR	132684	510006	28808	523042	439345	18
6/2019	W17	W17	TR	132684	510041	11661	523032	384134	119
6/2019	W17	W17	TR	132684	510041	11661	523034	384136	124
6/2019	W17	W17	TR	132684	510041	11661	523035	387791	31
6/2019	W17	W17	TR	132685	505602	505602	521650	269472	49
6/2019	W17	W17	TR	132685	510006	28808	521654	284917	597
6/2019	W17	W17	TR	132685	510006	28808	523032	384134	141
6/2019	W17	W17	TR	132685	510006	28808	523034	384136	100
6/2019	W17	W17	TR	132685	510006	28808	523035	387791	1,095
6/2019	W17	W17	TR	132685	510033	28873	521650	269472	34
6/2019	W17	W17	TR	132685	510033	28873	523032	384134	57
6/2019	W17	W17	TR	132685	510033	28873	523035	387791	569
6/2019	W17	W17	TR	132685	510033	28873	523042	439345	24
6/2019	W17	W17	TR	132685	510041	11661	523034	384136	30
6/2019	W17	W17	TR	132685	510041	11661	523035	387791	360
6/2019	W17	W17	TR	132686	505602	505602	523032	384134	55
6/2019	W17	W17	TR	132686	510006	28808	523032	384134	1,327
6/2019	W17	W17	TR	132686	510033	28873	523032	384134	37
Segment Subtotal									39,450

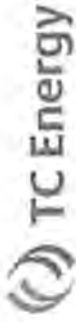


VASCR351

**ANR Pipeline Company
Transportation Services
Fuel By Route Analysis**

Reporting Year: *January - December 2019*
Production 06/2019

<u>Production Period</u>	<u>Service Class</u>	<u>Svc Req Contract</u>	<u>Receipt Location</u>	<u>Receipt Loc Prop</u>	<u>Delivery Location</u>	<u>Delivery Loc Prop</u>	<u>Fuel Quantity</u>
Total for 06/2019							1,736,968



VASCR351

**ANR Pipeline Company
Transportation Services
Fuel By Route Analysis**

Reporting Year: January - December 2019
Production 07/2019

<u>Production Period</u>	<u>Receipt Segment</u>	<u>Delivery Segment</u>	<u>Service Class</u>	<u>Svc Req Contract</u>	<u>Receipt Location</u>	<u>Receipt Loc Prop</u>	<u>Delivery Location</u>	<u>Delivery Loc Prop</u>	<u>Fuel Quantity</u>
7/2019	ME 2	ME 2	TR	104491	513084	803184	521982	283195	62
7/2019	ME 2	ME 2	TR	114655	505226	153719	521044	261572	624
7/2019	ME 2	ME 2	TR	114655	513062	490940	521044	261572	3,262
7/2019	ME 2	ME 2	TR	114656	513062	490940	521644	274229	3,790
7/2019	ME 2	ME 2	TR	124160	513090	927982	505606	505606	203
7/2019	ME 2	ME 2	TR	126586	505226	153719	505606	505606	15
7/2019	ME 2	ME 2	TR	126586	513062	490940	505606	505606	6,602
7/2019	ME 2	ME 2	TR	129483	513084	803184	521536	20046	280
7/2019	ME 2	ME 2	TR	130590	513084	803184	523069	1055519	115
7/2019	ME 2	ME 2	TR	132585	513090	927982	505606	505606	1,596
7/2019	ME 2	ME 2	TR	132585	513090	927982	521044	261572	46
7/2019	ME 2	ME 2	TR	132586	513090	927982	505606	505606	427
7/2019	ME 2	ME 2	TR	132589	513084	803184	505606	505606	48
7/2019	ME 2	ME 2	TR	132590	513083	803183	523054	490941	74
7/2019	ME 2	ME 2	TR	132590	513084	803184	523054	490941	7,813
7/2019	ME 2	ME 2	TR	132590	513090	927982	523054	490941	413
7/2019	ME 2	ME 2	TR	132593	513084	803184	505606	505606	56
7/2019	ME 2	ME 2	TR	132696	513084	803184	523069	1055519	57
7/2019	ME 2	ME 2	TR	132696	513084	803184	523083	1402187	90
7/2019	ME 2	ME 2	TR	132922	513062	490940	505606	505606	112
7/2019	ME 2	ME 2	TR	132922	513062	490940	521044	261572	105
7/2019	ME 2	ME 2	TR	132922	513062	490940	521644	274229	147
7/2019	ME 2	ME 2	TR	132922	513084	803184	523054	490941	56
	Segment Subtotal								25,993
7/2019	ME 2	ME 3	TR	132635	513084	803184	521552	16265	93
7/2019	ME 2	ME 3	TS	123081	513084	803184	521568	4280	31
7/2019	ME 2	ME 3	TS	123608	513084	803184	521560	4481	124
	Segment Subtotal								248
7/2019	ME 2	MI 7	TR	106308	521594	20666	505038	153808	113
7/2019	ME 2	MI 7	TR	132635	513084	803184	505020	139252	93
	Segment Subtotal								206
7/2019	ME 3	ME 3	TR	115126	505227	153721	505564	1389346	46



VASCR351

**ANR Pipeline Company
Transportation Services
Fuel By Route Analysis**

Reporting Year: *January - December 2019*
Production 07/2019

<u>Production Period</u>	<u>Receipt Segment</u>	<u>Delivery Segment</u>	<u>Service Class</u>	<u>Svc Req Contract</u>	<u>Receipt Location</u>	<u>Receipt Loc Prop</u>	<u>Delivery Location</u>	<u>Delivery Loc Prop</u>	<u>Fuel Quantity</u>
7/2019	ME 3	ME 3	TR	116556	505119	261345	505584	505584	23
7/2019	ME 3	ME 3	TR	116556	505584	505584	505119	261345	23
7/2019	ME 3	ME 3	TR	118863	505227	153721	521986	277052	461
7/2019	ME 3	ME 3	TR	126846	513126	1389630	521626	40184	899
7/2019	ME 3	ME 3	TR	128295	513085	742252	521032	138747	249
7/2019	ME 3	ME 3	TR	128295	513085	742252	521066	40462	1,210
7/2019	ME 3	ME 3	TR	128295	513085	742252	521092	4475	2,636
7/2019	ME 3	ME 3	TR	128295	513085	742252	521528	4351	42
7/2019	ME 3	ME 3	TR	128295	513085	742252	521534	138745	3
7/2019	ME 3	ME 3	TR	128295	513085	742252	521572	40455	563
7/2019	ME 3	ME 3	TR	128295	513085	742252	521620	16118	336
7/2019	ME 3	ME 3	TR	128295	513085	742252	521626	40184	242
7/2019	ME 3	ME 3	TR	128295	513105	513105	520005	15672	878
7/2019	ME 3	ME 3	TR	128295	513105	513105	521620	16118	479
7/2019	ME 3	ME 3	TR	128295	513105	513105	521626	40184	344
7/2019	ME 3	ME 3	TR	128295	513105	513105	523006	314730	98
7/2019	ME 3	ME 3	TR	128295	513126	1389630	521572	40455	16
7/2019	ME 3	ME 3	TR	128295	513126	1389630	521626	40184	909
7/2019	ME 3	ME 3	TR	128296	513085	742252	520018	22986	5
7/2019	ME 3	ME 3	TR	128296	513085	742252	521092	4475	93
7/2019	ME 3	ME 3	TR	128296	513085	742252	521528	4351	202
7/2019	ME 3	ME 3	TR	128296	513085	742252	521530	4274	19
7/2019	ME 3	ME 3	TR	128296	513085	742252	521572	40455	298
7/2019	ME 3	ME 3	TR	128296	513085	742252	521576	40189	31
7/2019	ME 3	ME 3	TR	128296	513085	742252	521620	16118	299
7/2019	ME 3	ME 3	TR	128296	513085	742252	521626	40184	779
7/2019	ME 3	ME 3	TR	128296	513105	513105	520005	15672	61
7/2019	ME 3	ME 3	TR	128296	513105	513105	521620	16118	367
7/2019	ME 3	ME 3	TR	128296	513105	513105	521626	40184	295
7/2019	ME 3	ME 3	TR	128709	513085	742252	520028	295957	62
7/2019	ME 3	ME 3	TR	128710	513085	742252	520028	295957	80
7/2019	ME 3	ME 3	TR	128710	513105	513105	523038	398767	52
7/2019	ME 3	ME 3	TR	128710	513126	1389630	523038	398767	81



VASCR351

ANR Pipeline Company Transportation Services Fuel By Route Analysis

Reporting Year: January - December 2019
Production 07/2019

<u>Production Period</u>	<u>Receipt Segment</u>	<u>Delivery Segment</u>	<u>Service Class</u>	<u>Svc Req Contract</u>	<u>Receipt Location</u>	<u>Receipt Loc Prop</u>	<u>Delivery Location</u>	<u>Delivery Loc Prop</u>	<u>Fuel Quantity</u>
7/2019	ME 3	ME 3	TR	130318	513085	742252	521638	153767	144
7/2019	ME 3	ME 3	TR	130319	505227	153721	521638	153767	21
7/2019	ME 3	ME 3	TR	130319	513085	742252	521638	153767	398
7/2019	ME 3	ME 3	TR	130320	513085	742252	521638	153767	536
7/2019	ME 3	ME 3	TR	130527	505227	153721	523006	314730	540
7/2019	ME 3	ME 3	TR	130775	505012	139240	520005	15672	177
7/2019	ME 3	ME 3	TR	130775	505012	139240	523006	314730	152
7/2019	ME 3	ME 3	TR	130775	510008	38224	523006	314730	108
7/2019	ME 3	ME 3	TR	130775	510009	138660	523006	314730	34
7/2019	ME 3	ME 3	TR	130775	513085	742252	505012	139240	398
7/2019	ME 3	ME 3	TR	130775	513085	742252	520005	15672	176
7/2019	ME 3	ME 3	TR	130775	513085	742252	520018	22986	2,557
7/2019	ME 3	ME 3	TR	130775	513085	742252	521010	40186	299
7/2019	ME 3	ME 3	TR	130775	513085	742252	521626	40184	6
7/2019	ME 3	ME 3	TR	130775	513085	742252	523006	314730	152
7/2019	ME 3	ME 3	TR	130775	513085	742252	505012	139240	1,667
7/2019	ME 3	ME 3	TR	130775	513105	513105	520005	15672	1,313
7/2019	ME 3	ME 3	TR	130775	513105	513105	520018	22986	432
7/2019	ME 3	ME 3	TR	130775	513105	513105	521010	40186	370
7/2019	ME 3	ME 3	TR	130775	513105	513105	521626	40184	146
7/2019	ME 3	ME 3	TR	130775	513105	513105	523006	314730	395
7/2019	ME 3	ME 3	TR	131177	513085	742252	513085	742252	242
7/2019	ME 3	ME 3	TR	131280	513085	742252	521620	16118	1,141
7/2019	ME 3	ME 3	TR	131280	513105	513105	521620	16118	6,420
7/2019	ME 3	ME 3	TR	131934	513085	742252	505563	1389347	1,546
7/2019	ME 3	ME 3	TR	131992	513085	742252	521626	40184	605
7/2019	ME 3	ME 3	TR	132243	513085	742252	521626	40184	224
7/2019	ME 3	ME 3	TR	132243	513085	742252	523006	314730	19
7/2019	ME 3	ME 3	TR	132243	513105	513105	521626	40184	57
7/2019	ME 3	ME 3	TR	132267	513085	742252	521010	40186	607
7/2019	ME 3	ME 3	TR	132267	513085	742252	521620	16118	18
7/2019	ME 3	ME 3	TR	132367	513085	742252	520027	295956	31
7/2019	ME 3	ME 3	TR	132498	513085	742252	521626	40184	31



VASCR351

ANR Pipeline Company Transportation Services Fuel By Route Analysis

Reporting Year: *January - December 2019*
Production **07/2019**

<u>Production Period</u>	<u>Receipt Segment</u>	<u>Delivery Segment</u>	<u>Service Class</u>	<u>Svc Req Contract</u>	<u>Receipt Location</u>	<u>Receipt Loc Prop</u>	<u>Delivery Location</u>	<u>Delivery Loc Prop</u>	<u>Fuel Quantity</u>
7/2019	ME 3	ME 3	TR	132517	513085	742252	523038	398767	185
7/2019	ME 3	ME 3	TR	132517	513105	513105	520028	295957	17
7/2019	ME 3	ME 3	TR	132521	505227	153721	523038	398767	11
7/2019	ME 3	ME 3	TR	132521	513085	742252	520028	295957	97
7/2019	ME 3	ME 3	TR	132521	513085	742252	523038	398767	287
7/2019	ME 3	ME 3	TR	132521	513105	513105	523038	398767	102
7/2019	ME 3	ME 3	TR	132544	513085	742252	520028	295957	4,186
7/2019	ME 3	ME 3	TR	132544	513085	742252	523038	398767	310
7/2019	ME 3	ME 3	TR	132544	513105	513105	520028	295957	324
7/2019	ME 3	ME 3	TR	132544	513105	513105	523038	398767	4
7/2019	ME 3	ME 3	TR	132544	513125	1387755	523038	398767	166
7/2019	ME 3	ME 3	TR	132544	513126	1389630	523038	398767	107
7/2019	ME 3	ME 3	TR	132582	513085	742252	521620	16118	15
7/2019	ME 3	ME 3	TR	132582	513105	513105	521620	16118	3,883
7/2019	ME 3	ME 3	TR	132582	513125	1387755	521620	16118	775
7/2019	ME 3	ME 3	TR	132582	513125	1387755	521626	40184	31
7/2019	ME 3	ME 3	TR	132585	513105	513105	513085	742252	130
7/2019	ME 3	ME 3	TR	132589	513105	513105	521986	277052	42
7/2019	ME 3	ME 3	TR	132590	513085	742252	513085	742252	96
7/2019	ME 3	ME 3	TR	132590	513085	742252	521620	16118	1,034
7/2019	ME 3	ME 3	TR	132590	513085	742252	521986	277052	2,077
7/2019	ME 3	ME 3	TR	132590	513085	742252	523006	314730	49
7/2019	ME 3	ME 3	TR	132590	513105	513105	513085	742252	97
7/2019	ME 3	ME 3	TR	132590	513105	513105	521620	16118	433
7/2019	ME 3	ME 3	TR	132590	513105	513105	521986	277052	1,569
7/2019	ME 3	ME 3	TR	132590	513105	513105	523006	314730	272
7/2019	ME 3	ME 3	TR	132590	513125	1387755	521620	16118	49
7/2019	ME 3	ME 3	TR	132593	513105	513105	521986	277052	137
7/2019	ME 3	ME 3	TR	132593	513105	513105	523006	314730	127
7/2019	ME 3	ME 3	TR	132594	513105	513105	521986	277052	42
7/2019	ME 3	ME 3	TR	132606	513105	513105	521986	277052	98
7/2019	ME 3	ME 3	TR	132630	513125	1387755	521986	277052	39
7/2019	ME 3	ME 3	TR	132639	513085	742252	521638	153767	171



VASCR351

ANR Pipeline Company Transportation Services Fuel By Route Analysis

Reporting Year: January - December 2019
Production 07/2019

<u>Production Period</u>	<u>Receipt Segment</u>	<u>Delivery Segment</u>	<u>Service Class</u>	<u>Svc Req Contract</u>	<u>Receipt Location</u>	<u>Receipt Loc Prop</u>	<u>Delivery Location</u>	<u>Delivery Loc Prop</u>	<u>Fuel Quantity</u>
7/2019	ME 3	ME 3	TR	132639	513125	1387755	521528	4351	185
7/2019	ME 3	ME 3	TR	132658	513085	742252	505392	356048	31
7/2019	ME 3	ME 3	TR	132658	513085	742252	505573	1400988	31
7/2019	ME 3	ME 3	TR	132658	513085	742252	520018	22986	31
7/2019	ME 3	ME 3	TR	132660	513105	513105	520005	15672	15
7/2019	ME 3	ME 3	TR	132666	513085	742252	523006	314730	147
7/2019	ME 3	ME 3	TR	132681	513085	742252	521010	40186	787
7/2019	ME 3	ME 3	TR	132681	513085	742252	521626	40184	2,493
7/2019	ME 3	ME 3	TR	132681	513105	513105	521626	40184	38
7/2019	ME 3	ME 3	TR	132708	513085	742252	505392	356048	29
7/2019	ME 3	ME 3	TR	132708	513105	513105	505392	356048	1
7/2019	ME 3	ME 3	TR	132927	513085	742252	521092	4475	49
7/2019	ME 3	ME 3	TR	132932	513085	742252	505573	1400988	62
7/2019	ME 3	ME 3	TR	132935	513085	742252	505573	1400988	26
7/2019	ME 3	ME 3	TR	132939	510008	38224	523006	314730	26
7/2019	ME 3	ME 3	TR	132939	513085	742252	520005	15672	33
7/2019	ME 3	ME 3	TR	132939	513085	742252	523006	314730	37
7/2019	ME 3	ME 3	TR	132939	513126	1389630	520005	15672	29
7/2019	ME 3	ME 3	TR	132939	513126	1389630	521626	40184	8
7/2019	ME 3	ME 3	TR	132940	513085	742252	505573	1400988	369
7/2019	ME 3	ME 3	TR	132940	513085	742252	520023	28447	31
7/2019	ME 3	ME 3	TR	132940	513085	742252	521620	16118	130
7/2019	ME 3	ME 3	TR	132941	513085	742252	520005	15672	20
7/2019	ME 3	ME 3	TR	132941	513085	742252	523006	314730	36
7/2019	ME 3	ME 3	TR	132941	513126	1389630	521092	4475	30
7/2019	ME 3	ME 3	TR	132941	513126	1389630	521572	40455	108
7/2019	ME 3	ME 3	TR	132941	513126	1389630	521626	40184	198
7/2019	ME 3	ME 3	TR	132944	513085	742252	505238	174721	62
7/2019	ME 3	ME 3	TR	132944	513085	742252	505573	1400988	501
7/2019	ME 3	ME 3	TR	132944	513085	742252	520027	295956	6
7/2019	ME 3	ME 3	TR	132946	513085	742252	505573	1400988	403
7/2019	ME 3	ME 3	TR	132946	513085	742252	521552	16265	62
7/2019	ME 3	ME 3	TR	132954	510008	38224	505573	1400988	31



VASCR351

ANR Pipeline Company Transportation Services Fuel By Route Analysis

Reporting Year: *January - December 2019*
Production 07/2019

<u>Production Period</u>	<u>Receipt Segment</u>	<u>Delivery Segment</u>	<u>Service Class</u>	<u>Svc Req Contract</u>	<u>Receipt Location</u>	<u>Receipt Loc Prop</u>	<u>Delivery Location</u>	<u>Delivery Loc Prop</u>	<u>Fuel Quantity</u>
7/2019	ME 3	ME 3	TR	132958	513085	742252	513085	742252	101
7/2019	ME 3	ME 3	TR	132977	513085	742252	505573	1400988	17
7/2019	ME 3	ME 3	TR	132978	513085	742252	505573	1400988	31
7/2019	ME 3	ME 3	TR	132980	513085	742252	505573	1400988	426
7/2019	ME 3	ME 3	TR	132980	513105	513105	505573	1400988	15
7/2019	ME 3	ME 3	TR	132993	513085	742252	521572	40455	20
7/2019	ME 3	ME 3	TR	132993	513085	742252	521626	40184	10
7/2019	ME 3	ME 3	TR	132994	513085	742252	521572	40455	56
7/2019	ME 3	ME 3	TR	132994	513085	742252	521626	40184	30
	Segment Subtotal								56,856
7/2019	ME 3	MI 7	TR	113877	513105	513105	521116	42078	706
7/2019	ME 3	MI 7	TR	113877	513105	513105	521670	40468	39
7/2019	ME 3	MI 7	TR	113879	513105	513105	521670	40468	155
7/2019	ME 3	MI 7	TR	113880	513125	1387755	521116	42078	341
7/2019	ME 3	MI 7	TR	113884	513085	742252	521116	42078	383
7/2019	ME 3	MI 7	TR	113884	513085	742252	521122	11751	105
7/2019	ME 3	MI 7	TR	113884	513085	742252	521124	11562	105
7/2019	ME 3	MI 7	TR	113884	513085	742252	521670	40468	233
7/2019	ME 3	MI 7	TR	113886	513105	513105	521116	42078	186
7/2019	ME 3	MI 7	TR	113889	513125	1387755	521116	42078	217
7/2019	ME 3	MI 7	TR	113890	513085	742252	521144	11580	88
7/2019	ME 3	MI 7	TR	113890	513085	742252	521670	40468	36
7/2019	ME 3	MI 7	TR	113904	513125	1387755	521116	42078	248
7/2019	ME 3	MI 7	TR	113922	513085	742252	521116	42078	692
7/2019	ME 3	MI 7	TR	113922	513085	742252	521118	11578	127
7/2019	ME 3	MI 7	TR	113922	513085	742252	521122	11751	120
7/2019	ME 3	MI 7	TR	113922	513085	742252	521124	11562	120
7/2019	ME 3	MI 7	TR	113922	513085	742252	521670	40468	231
7/2019	ME 3	MI 7	TR	113933	513125	1387755	521116	42078	217
7/2019	ME 3	MI 7	TR	113936	513085	742252	521116	42078	185
7/2019	ME 3	MI 7	TR	113937	513105	513105	521116	42078	434
7/2019	ME 3	MI 7	TR	113945	513085	742252	521116	42078	259
7/2019	ME 3	MI 7	TR	113945	513085	742252	521118	11578	91



VASCR351

ANR Pipeline Company Transportation Services Fuel By Route Analysis

Reporting Year: *January - December 2019*
Production *07/2019*

<u>Production Period</u>	<u>Receipt Segment</u>	<u>Delivery Segment</u>	<u>Service Class</u>	<u>Svc Req Contract</u>	<u>Receipt Location</u>	<u>Receipt Loc Prop</u>	<u>Delivery Location</u>	<u>Delivery Loc Prop</u>	<u>Fuel Quantity</u>
7/2019	ME 3	MI 7	TR	113945	513085	742252	521122	11751	1
7/2019	ME 3	MI 7	TR	113945	513085	742252	521670	40468	81
7/2019	ME 3	MI 7	TR	113956	513085	742252	521144	11580	74
7/2019	ME 3	MI 7	TR	113956	513085	742252	521670	40468	21
7/2019	ME 3	MI 7	TR	113960	513105	513105	521144	11580	60
7/2019	ME 3	MI 7	TR	113960	513105	513105	521670	40468	64
7/2019	ME 3	MI 7	TR	113976	513105	513105	521116	42078	372
7/2019	ME 3	MI 7	TR	113987	513085	742252	521116	42078	112
7/2019	ME 3	MI 7	TR	113987	513085	742252	521142	40477	285
7/2019	ME 3	MI 7	TR	113987	513085	742252	521144	11580	447
7/2019	ME 3	MI 7	TR	113987	513085	742252	521162	11748	285
7/2019	ME 3	MI 7	TR	115931	513105	513105	521670	40468	155
7/2019	ME 3	MI 7	TR	116556	505584	505584	521116	42078	183
7/2019	ME 3	MI 7	TR	123255	513085	742252	505038	153808	367
7/2019	ME 3	MI 7	TR	123255	513085	742252	505541	1181282	290
7/2019	ME 3	MI 7	TR	123255	513085	742252	521634	11566	3,838
7/2019	ME 3	MI 7	TR	123255	513125	1387755	505038	153808	4,495
7/2019	ME 3	MI 7	TR	123628	513125	1387755	521116	42078	2,263
7/2019	ME 3	MI 7	TR	123966	513085	742252	521116	42078	506
7/2019	ME 3	MI 7	TR	123966	513085	742252	521985	278172	585
7/2019	ME 3	MI 7	TR	123966	513085	742252	523014	318733	6
7/2019	ME 3	MI 7	TR	123966	513105	513105	505038	153808	556
7/2019	ME 3	MI 7	TR	123966	513105	513105	505108	243097	504
7/2019	ME 3	MI 7	TR	123966	513105	513105	505541	1181282	1,578
7/2019	ME 3	MI 7	TR	123966	513105	513105	511136	277072	701
7/2019	ME 3	MI 7	TR	123966	513105	513105	521008	11616	63
7/2019	ME 3	MI 7	TR	123966	513105	513105	521014	153852	2,263
7/2019	ME 3	MI 7	TR	123966	513105	513105	521058	282435	2,883
7/2019	ME 3	MI 7	TR	123966	513105	513105	521080	138675	5,369
7/2019	ME 3	MI 7	TR	123966	513105	513105	521116	42078	26,931
7/2019	ME 3	MI 7	TR	123966	513105	513105	521932	138744	979
7/2019	ME 3	MI 7	TR	123966	513105	513105	521985	278172	9,443
7/2019	ME 3	MI 7	TR	123966	513105	513105	523014	318733	4,612



VASCR351

**ANR Pipeline Company
Transportation Services
Fuel By Route Analysis**

Reporting Year: *January - December 2019*
Production 07/2019

<u>Production Period</u>	<u>Receipt Segment</u>	<u>Delivery Segment</u>	<u>Service Class</u>	<u>Svc Req Contract</u>	<u>Receipt Location</u>	<u>Receipt Loc Prop</u>	<u>Delivery Location</u>	<u>Delivery Loc Prop</u>	<u>Fuel Quantity</u>
7/2019	ME 3	MI 7	TR	124603	513085	742252	505038	153808	5,685
7/2019	ME 3	MI 7	TR	124603	513085	742252	521932	138744	340
7/2019	ME 3	MI 7	TR	124690	513105	513105	505038	153808	4,204
7/2019	ME 3	MI 7	TR	124690	513105	513105	521634	11566	291
7/2019	ME 3	MI 7	TR	124690	513125	1387755	505038	153808	4,495
7/2019	ME 3	MI 7	TR	124945	513085	742252	505038	153808	3,172
7/2019	ME 3	MI 7	TR	124945	513085	742252	521932	138744	158
7/2019	ME 3	MI 7	TR	124951	513085	742252	505038	153808	228
7/2019	ME 3	MI 7	TR	125014	513105	513105	521116	42078	186
7/2019	ME 3	MI 7	TR	125047	505007	139235	505038	153808	626
7/2019	ME 3	MI 7	TR	125655	513085	742252	521074	40470	31
7/2019	ME 3	MI 7	TR	126229	513085	742252	521144	11580	76
7/2019	ME 3	MI 7	TR	126229	513085	742252	521670	40468	48
7/2019	ME 3	MI 7	TR	126231	513085	742252	521074	40470	62
7/2019	ME 3	MI 7	TR	126509	513085	742252	521074	40470	6
7/2019	ME 3	MI 7	TR	126509	513085	742252	521144	11580	56
7/2019	ME 3	MI 7	TR	126512	513085	742252	521074	40470	31
7/2019	ME 3	MI 7	TR	126513	513085	742252	521074	40470	62
7/2019	ME 3	MI 7	TR	126846	513085	742252	521606	216654	93
7/2019	ME 3	MI 7	TR	126846	513105	513105	521606	216654	1,271
7/2019	ME 3	MI 7	TR	126846	513126	1389630	521606	216654	1,116
7/2019	ME 3	MI 7	TR	126847	513126	1389630	521606	216654	2,263
7/2019	ME 3	MI 7	TR	128295	513105	513105	505038	153808	2,014
7/2019	ME 3	MI 7	TR	128295	513105	513105	511136	277072	73
7/2019	ME 3	MI 7	TR	128295	513105	513105	521014	153852	568
7/2019	ME 3	MI 7	TR	128295	513105	513105	521116	42078	341
7/2019	ME 3	MI 7	TR	128295	513105	513105	521985	278172	188
7/2019	ME 3	MI 7	TR	128296	513105	513105	521116	42078	3,103
7/2019	ME 3	MI 7	TR	128709	513085	742252	521116	42078	405
7/2019	ME 3	MI 7	TR	128709	513105	513105	521116	42078	551
7/2019	ME 3	MI 7	TR	128709	513125	1387755	523008	312117	68
7/2019	ME 3	MI 7	TR	128709	513126	1389630	521116	42078	857
7/2019	ME 3	MI 7	TR	128710	513085	742252	505038	153808	13

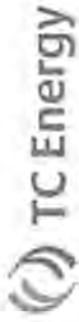


VASCR351

ANR Pipeline Company Transportation Services Fuel By Route Analysis

Reporting Year: *January - December 2019*
Production 07/2019

<u>Production Period</u>	<u>Receipt Segment</u>	<u>Delivery Segment</u>	<u>Service Class</u>	<u>Svc Req Contract</u>	<u>Receipt Location</u>	<u>Receipt Loc Prop</u>	<u>Delivery Location</u>	<u>Delivery Loc Prop</u>	<u>Fuel Quantity</u>
7/2019	ME 3	MI 7	TR	128710	513085	742252	521116	42078	611
7/2019	ME 3	MI 7	TR	128710	513085	742252	521985	278172	1,203
7/2019	ME 3	MI 7	TR	128710	513085	742252	523008	312117	37
7/2019	ME 3	MI 7	TR	128710	513085	742252	523029	360888	55
7/2019	ME 3	MI 7	TR	128710	513105	513105	521985	278172	70
7/2019	ME 3	MI 7	TR	128710	513125	1387755	511136	277072	195
7/2019	ME 3	MI 7	TR	128710	513125	1387755	521985	278172	1
7/2019	ME 3	MI 7	TR	128710	513125	1387755	523008	312117	26
7/2019	ME 3	MI 7	TR	128710	513126	1389630	521985	278172	153
7/2019	ME 3	MI 7	TR	129337	513105	513105	523086	523086	1,190
7/2019	ME 3	MI 7	TR	129337	513125	1387755	523086	523086	14,094
7/2019	ME 3	MI 7	TR	129994	513085	742252	505038	153808	286
7/2019	ME 3	MI 7	TR	129994	513085	742252	521932	138744	1,232
7/2019	ME 3	MI 7	TR	130318	513085	742252	521670	40468	216
7/2019	ME 3	MI 7	TR	130319	513085	742252	521074	40470	681
7/2019	ME 3	MI 7	TR	130320	513085	742252	521098	108641	91
7/2019	ME 3	MI 7	TR	130320	513085	742252	521138	11680	97
7/2019	ME 3	MI 7	TR	130320	513085	742252	521670	40468	175
7/2019	ME 3	MI 7	TR	130320	513085	742252	521962	139401	496
7/2019	ME 3	MI 7	TR	131177	513085	742252	505038	153808	1,455
7/2019	ME 3	MI 7	TR	131177	513085	742252	521116	42078	8,791
7/2019	ME 3	MI 7	TR	131177	513085	742252	521118	11578	2,325
7/2019	ME 3	MI 7	TR	131177	513085	742252	521634	11566	7,575
7/2019	ME 3	MI 7	TR	131439	505032	139374	505038	153808	233
7/2019	ME 3	MI 7	TR	131445	505008	139236	505038	153808	179
7/2019	ME 3	MI 7	TR	131644	513085	742252	505038	153808	402
7/2019	ME 3	MI 7	TR	131644	513085	742252	521116	42078	763
7/2019	ME 3	MI 7	TR	131644	513085	742252	521138	11680	171
7/2019	ME 3	MI 7	TR	131644	513085	742252	521634	11566	31
7/2019	ME 3	MI 7	TR	131644	513085	742252	521985	278172	613
7/2019	ME 3	MI 7	TR	131644	513105	513105	505038	153808	218
7/2019	ME 3	MI 7	TR	131644	513105	513105	521008	11616	91
7/2019	ME 3	MI 7	TR	131644	513105	513105	521116	42078	115



VASCR351

ANR Pipeline Company Transportation Services Fuel By Route Analysis

Reporting Year: January - December 2019
Production 07/2019

<u>Production Period</u>	<u>Receipt Segment</u>	<u>Delivery Segment</u>	<u>Service Class</u>	<u>Svc Req Contract</u>	<u>Receipt Location</u>	<u>Receipt Loc Prop</u>	<u>Delivery Location</u>	<u>Delivery Loc Prop</u>	<u>Fuel Quantity</u>
7/2019	ME 3	MI 7	TR	131644	513105	513105	521138	11680	118
7/2019	ME 3	MI 7	TR	131644	513105	513105	521634	11566	30
7/2019	ME 3	MI 7	TR	131644	513105	513105	521670	40468	66
7/2019	ME 3	MI 7	TR	131644	513105	513105	521985	278172	593
7/2019	ME 3	MI 7	TR	131644	513126	1389630	505038	153808	23
7/2019	ME 3	MI 7	TR	131644	513126	1389630	521116	42078	8
7/2019	ME 3	MI 7	TR	131644	513126	1389630	521138	11680	1,365
7/2019	ME 3	MI 7	TR	131644	513126	1389630	521604	150409	454
7/2019	ME 3	MI 7	TR	131644	513126	1389630	521985	278172	29
7/2019	ME 3	MI 7	TR	131970	513085	742252	505038	153808	2,263
7/2019	ME 3	MI 7	TR	131971	513085	742252	505038	153808	2,263
7/2019	ME 3	MI 7	TR	132082	513085	742252	505038	153808	785
7/2019	ME 3	MI 7	TR	132082	513085	742252	521008	11616	91
7/2019	ME 3	MI 7	TR	132082	513085	742252	521116	42078	229
7/2019	ME 3	MI 7	TR	132082	513085	742252	521144	11580	1
7/2019	ME 3	MI 7	TR	132082	513085	742252	521670	40468	145
7/2019	ME 3	MI 7	TR	132082	513085	742252	521985	278172	135
7/2019	ME 3	MI 7	TR	132082	513085	742252	523052	467243	15
7/2019	ME 3	MI 7	TR	132082	513105	513105	505038	153808	495
7/2019	ME 3	MI 7	TR	132082	513105	513105	521985	278172	123
7/2019	ME 3	MI 7	TR	132083	513085	742252	505038	153808	134
7/2019	ME 3	MI 7	TR	132083	513085	742252	521116	42078	66
7/2019	ME 3	MI 7	TR	132083	513085	742252	521118	11578	274
7/2019	ME 3	MI 7	TR	132083	513085	742252	521122	11751	208
7/2019	ME 3	MI 7	TR	132083	513085	742252	521124	11562	37
7/2019	ME 3	MI 7	TR	132083	513085	742252	521142	40477	91
7/2019	ME 3	MI 7	TR	132083	513085	742252	521146	11785	29
7/2019	ME 3	MI 7	TR	132083	513085	742252	521162	11748	342
7/2019	ME 3	MI 7	TR	132083	513085	742252	521985	278172	32
7/2019	ME 3	MI 7	TR	132083	513085	742252	523052	467243	5
7/2019	ME 3	MI 7	TR	132083	513105	513105	505038	153808	343
7/2019	ME 3	MI 7	TR	132083	513105	513105	521116	42078	6
7/2019	ME 3	MI 7	TR	132083	513105	513105	521122	11751	9



VASCR351

ANR Pipeline Company Transportation Services Fuel By Route Analysis

Reporting Year: January - December 2019
Production 07/2019

<u>Production Period</u>	<u>Receipt Segment</u>	<u>Delivery Segment</u>	<u>Service Class</u>	<u>Svc Req. Contract</u>	<u>Receipt Location</u>	<u>Receipt Loc Prop</u>	<u>Delivery Location</u>	<u>Delivery Loc Prop</u>	<u>Fuel Quantity</u>
7/2019	ME 3	MI 7	TR	132083	513105	513105	521144	11580	30
7/2019	ME 3	MI 7	TR	132083	513105	513105	521162	11748	72
7/2019	ME 3	MI 7	TR	132083	513105	513105	521985	278172	35
7/2019	ME 3	MI 7	TR	132083	513105	513105	523052	467243	24
7/2019	ME 3	MI 7	TR	132083	513126	1389630	505038	153808	290
7/2019	ME 3	MI 7	TR	132083	513126	1389630	521670	40468	62
7/2019	ME 3	MI 7	TR	132083	513126	1389630	521966	216338	31
7/2019	ME 3	MI 7	TR	132083	513126	1389630	521985	278172	48
7/2019	ME 3	MI 7	TR	132083	513126	1389630	523052	467243	193
7/2019	ME 3	MI 7	TR	132243	513105	513105	521116	42078	290
7/2019	ME 3	MI 7	TR	132267	513085	742252	521074	40470	257
7/2019	ME 3	MI 7	TR	132267	513085	742252	521116	42078	279
7/2019	ME 3	MI 7	TR	132267	513085	742252	521138	11680	62
7/2019	ME 3	MI 7	TR	132267	513085	742252	521144	11580	106
7/2019	ME 3	MI 7	TR	132267	513085	742252	521942	198847	566
7/2019	ME 3	MI 7	TR	132267	513085	742252	505038	153808	62
7/2019	ME 3	MI 7	TR	132358	513085	742252	505038	153808	31
7/2019	ME 3	MI 7	TR	132359	513085	742252	521932	138744	16
7/2019	ME 3	MI 7	TR	132362	513085	742252	521932	138744	31
7/2019	ME 3	MI 7	TR	132364	513085	742252	521142	40477	62
7/2019	ME 3	MI 7	TR	132364	513085	742252	521144	11580	412
7/2019	ME 3	MI 7	TR	132367	513085	742252	505038	153808	13
7/2019	ME 3	MI 7	TR	132367	513085	742252	521080	138675	16
7/2019	ME 3	MI 7	TR	132367	513085	742252	521118	11578	2
7/2019	ME 3	MI 7	TR	132367	513085	742252	521932	138744	2
7/2019	ME 3	MI 7	TR	132372	513085	742252	521932	138744	93
7/2019	ME 3	MI 7	TR	132393	513085	742252	521932	138744	217
7/2019	ME 3	MI 7	TR	132448	513085	742252	521932	138744	31
7/2019	ME 3	MI 7	TR	132463	513085	742252	521932	138744	31
7/2019	ME 3	MI 7	TR	132464	513085	742252	505038	153808	62
7/2019	ME 3	MI 7	TR	132467	513085	742252	521932	138744	31
7/2019	ME 3	MI 7	TR	132467	513085	742252	521932	138744	31
7/2019	ME 3	MI 7	TR	132468	513085	742252	521932	138744	31
7/2019	ME 3	MI 7	TR	132474	513085	742252	505038	153808	31



VASCR351

ANR Pipeline Company Transportation Services Fuel By Route Analysis

Reporting Year: *January - December 2019*
Production 07/2019

<u>Production Period</u>	<u>Receipt Segment</u>	<u>Delivery Segment</u>	<u>Service Class</u>	<u>Svc Req Contract</u>	<u>Receipt Location</u>	<u>Receipt Loc Prop</u>	<u>Delivery Location</u>	<u>Delivery Loc Prop</u>	<u>Fuel Quantity</u>
7/2019	ME 3	MI 7	TR	132478	513085	742252	505038	153808	31
7/2019	ME 3	MI 7	TR	132487	513085	742252	505038	153808	62
7/2019	ME 3	MI 7	TR	132488	513085	742252	521932	138744	31
7/2019	ME 3	MI 7	TR	132491	513085	742252	505038	153808	62
7/2019	ME 3	MI 7	TR	132491	513085	742252	521932	138744	62
7/2019	ME 3	MI 7	TR	132492	513085	742252	521932	138744	62
7/2019	ME 3	MI 7	TR	132495	513085	742252	521932	138744	62
7/2019	ME 3	MI 7	TR	132496	513085	742252	521932	138744	93
7/2019	ME 3	MI 7	TR	132497	513085	742252	521932	138744	62
7/2019	ME 3	MI 7	TR	132500	513085	742252	505038	153808	155
7/2019	ME 3	MI 7	TR	132517	513085	742252	521008	11616	2
7/2019	ME 3	MI 7	TR	132517	513085	742252	521116	42078	9
7/2019	ME 3	MI 7	TR	132517	513085	742252	523008	312117	4,880
7/2019	ME 3	MI 7	TR	132517	513085	742252	523029	360888	57
7/2019	ME 3	MI 7	TR	132517	513105	513105	505038	153808	448
7/2019	ME 3	MI 7	TR	132517	513105	513105	523008	312117	4,433
7/2019	ME 3	MI 7	TR	132517	513125	1387755	523008	312117	3,946
7/2019	ME 3	MI 7	TR	132517	513126	1389630	523008	312117	198
7/2019	ME 3	MI 7	TR	132521	513085	742252	505038	153808	10
7/2019	ME 3	MI 7	TR	132521	513085	742252	521008	11616	2
7/2019	ME 3	MI 7	TR	132521	513085	742252	523008	312117	3,715
7/2019	ME 3	MI 7	TR	132521	513105	513105	505038	153808	87
7/2019	ME 3	MI 7	TR	132521	513105	513105	523008	312117	8,436
7/2019	ME 3	MI 7	TR	132521	513125	1387755	521008	11616	217
7/2019	ME 3	MI 7	TR	132521	513125	1387755	523008	312117	1,396
7/2019	ME 3	MI 7	TR	132521	513126	1389630	523008	312117	27
7/2019	ME 3	MI 7	TR	132543	513085	742252	505038	153808	333
7/2019	ME 3	MI 7	TR	132543	513085	742252	505137	320550	984
7/2019	ME 3	MI 7	TR	132543	513085	742252	521030	282436	3,900
7/2019	ME 3	MI 7	TR	132543	513105	513105	505038	153808	75
7/2019	ME 3	MI 7	TR	132543	513105	513105	505515	866062	115
7/2019	ME 3	MI 7	TR	132543	513105	513105	521030	282436	5,378
7/2019	ME 3	MI 7	TR	132544	513085	742252	505038	153808	332

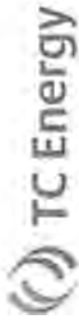


VASCR351

ANR Pipeline Company Transportation Services Fuel By Route Analysis

Reporting Year: January - December 2019
Production 07/2019

<u>Production Period</u>	<u>Receipt Segment</u>	<u>Delivery Segment</u>	<u>Service Class</u>	<u>Svc Req Contract</u>	<u>Receipt Location</u>	<u>Receipt Loc Prop</u>	<u>Delivery Location</u>	<u>Delivery Loc Prop</u>	<u>Fuel Quantity</u>
7/2019	ME 3	MI 7	TR	132544	513085	742252	511136	277072	164
7/2019	ME 3	MI 7	TR	132544	513085	742252	521116	42078	5,681
7/2019	ME 3	MI 7	TR	132544	513085	742252	521634	11566	193
7/2019	ME 3	MI 7	TR	132544	513085	742252	523008	312117	894
7/2019	ME 3	MI 7	TR	132544	513085	742252	523029	360888	160
7/2019	ME 3	MI 7	TR	132544	513105	513105	505038	153808	353
7/2019	ME 3	MI 7	TR	132544	513105	513105	521116	42078	1,349
7/2019	ME 3	MI 7	TR	132544	513105	513105	523008	312117	138
7/2019	ME 3	MI 7	TR	132544	513125	1387755	505038	153808	76
7/2019	ME 3	MI 7	TR	132544	513125	1387755	511136	277072	343
7/2019	ME 3	MI 7	TR	132544	513125	1387755	521116	42078	764
7/2019	ME 3	MI 7	TR	132544	513125	1387755	521985	278172	28
7/2019	ME 3	MI 7	TR	132544	513125	1387755	523008	312117	3,017
7/2019	ME 3	MI 7	TR	132544	513125	1387755	523029	360888	346
7/2019	ME 3	MI 7	TR	132544	513126	1389630	521116	42078	990
7/2019	ME 3	MI 7	TR	132561	505012	139240	505038	153808	4,474
7/2019	ME 3	MI 7	TR	132582	513085	742252	521116	42078	2
7/2019	ME 3	MI 7	TR	132582	513085	742252	523014	318733	2
7/2019	ME 3	MI 7	TR	132582	513105	513105	505108	243097	52
7/2019	ME 3	MI 7	TR	132582	513105	513105	505541	1181282	1,726
7/2019	ME 3	MI 7	TR	132582	513105	513105	521014	153852	1,051
7/2019	ME 3	MI 7	TR	132582	513105	513105	521058	282435	121
7/2019	ME 3	MI 7	TR	132582	513105	513105	521116	42078	746
7/2019	ME 3	MI 7	TR	132582	513105	513105	521138	11680	243
7/2019	ME 3	MI 7	TR	132582	513105	513105	521670	40468	80
7/2019	ME 3	MI 7	TR	132582	513105	513105	521932	138744	8
7/2019	ME 3	MI 7	TR	132582	513105	513105	521962	139401	217
7/2019	ME 3	MI 7	TR	132582	513105	513105	521966	216338	62
7/2019	ME 3	MI 7	TR	132582	513105	513105	523014	318733	735
7/2019	ME 3	MI 7	TR	132590	513085	742252	505038	153808	233
7/2019	ME 3	MI 7	TR	132590	513085	742252	505137	320550	489
7/2019	ME 3	MI 7	TR	132590	513085	742252	521030	282436	1,389
7/2019	ME 3	MI 7	TR	132590	513085	742252	521116	42078	5,518



VASCR351

ANR Pipeline Company Transportation Services Fuel By Route Analysis

Reporting Year: *January - December 2019*
Production 07/2019

<u>Production Period</u>	<u>Receipt Segment</u>	<u>Delivery Segment</u>	<u>Service Class</u>	<u>Svc Req Contract</u>	<u>Receipt Location</u>	<u>Receipt Loc Prop</u>	<u>Delivery Location</u>	<u>Delivery Loc Prop</u>	<u>Fuel Quantity</u>
7/2019	ME 3	MI 7	TR	132590	513085	742252	523086	523086	1,458
7/2019	ME 3	MI 7	TR	132590	513105	513105	505038	153808	3,952
7/2019	ME 3	MI 7	TR	132590	513105	513105	505137	320550	431
7/2019	ME 3	MI 7	TR	132590	513105	513105	505515	866062	987
7/2019	ME 3	MI 7	TR	132590	513105	513105	511136	277072	522
7/2019	ME 3	MI 7	TR	132590	513105	513105	521030	282436	1,415
7/2019	ME 3	MI 7	TR	132590	513105	513105	521116	42078	8,332
7/2019	ME 3	MI 7	TR	132590	513105	513105	521942	198847	584
7/2019	ME 3	MI 7	TR	132590	513105	513105	523084	1402545	76
7/2019	ME 3	MI 7	TR	132590	513105	513105	523086	523086	9,332
7/2019	ME 3	MI 7	TR	132590	513125	1387755	505038	153808	83
7/2019	ME 3	MI 7	TR	132590	513125	1387755	505515	866062	450
7/2019	ME 3	MI 7	TR	132590	513125	1387755	521030	282436	203
7/2019	ME 3	MI 7	TR	132590	513125	1387755	521116	42078	62
7/2019	ME 3	MI 7	TR	132590	513125	1387755	521942	198847	73
7/2019	ME 3	MI 7	TR	132590	513125	1387755	523086	523086	128
7/2019	ME 3	MI 7	TR	132595	513105	513105	521116	42078	5,859
7/2019	ME 3	MI 7	TR	132606	513105	513105	505038	153808	145
7/2019	ME 3	MI 7	TR	132606	513105	513105	505515	866062	290
7/2019	ME 3	MI 7	TR	132606	513105	513105	521030	282436	52
7/2019	ME 3	MI 7	TR	132606	513105	513105	521116	42078	580
7/2019	ME 3	MI 7	TR	132606	513105	513105	521942	198847	1,553
7/2019	ME 3	MI 7	TR	132606	513105	513105	523086	523086	1,751
7/2019	ME 3	MI 7	TR	132625	513125	1387755	521116	42078	365
7/2019	ME 3	MI 7	TR	132626	513125	1387755	521116	42078	365
7/2019	ME 3	MI 7	TR	132627	513125	1387755	521116	42078	510
7/2019	ME 3	MI 7	TR	132628	513125	1387755	521116	42078	365
7/2019	ME 3	MI 7	TR	132629	513125	1387755	521116	42078	580
7/2019	ME 3	MI 7	TR	132630	513125	1387755	505038	153808	402
7/2019	ME 3	MI 7	TR	132630	513125	1387755	521008	11616	85
7/2019	ME 3	MI 7	TR	132630	513125	1387755	521030	282436	8,155
7/2019	ME 3	MI 7	TR	132630	513125	1387755	521634	11566	290
7/2019	ME 3	MI 7	TR	132631	513085	742252	505515	866062	1,333

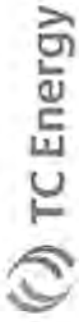


VASCR351

ANR Pipeline Company Transportation Services Fuel By Route Analysis

Reporting Year: *January - December 2019*
Production 07/2019

<u>Production Period</u>	<u>Receipt Segment</u>	<u>Delivery Segment</u>	<u>Service Class</u>	<u>Svc Req. Contract</u>	<u>Receipt Location</u>	<u>Receipt Loc Prop</u>	<u>Delivery Location</u>	<u>Delivery Loc Prop</u>	<u>Fuel Quantity</u>
7/2019	ME 3	MI 7	TR	132631	513085	742252	521116	42078	553
7/2019	ME 3	MI 7	TR	132631	513105	513105	505515	866062	2,034
7/2019	ME 3	MI 7	TR	132631	513105	513105	521116	42078	64
7/2019	ME 3	MI 7	TR	132633	513105	513105	505038	153808	1,295
7/2019	ME 3	MI 7	TR	132633	513105	513105	505541	1181282	1,277
7/2019	ME 3	MI 7	TR	132633	513105	513105	521058	282435	92
7/2019	ME 3	MI 7	TR	132633	513105	513105	521116	42078	68
7/2019	ME 3	MI 7	TR	132633	513105	513105	521118	11578	438
7/2019	ME 3	MI 7	TR	132633	513105	513105	521122	11751	23
7/2019	ME 3	MI 7	TR	132633	513105	513105	521124	11562	239
7/2019	ME 3	MI 7	TR	132633	513105	513105	521142	40477	232
7/2019	ME 3	MI 7	TR	132633	513105	513105	521144	11580	31
7/2019	ME 3	MI 7	TR	132633	513105	513105	521634	11566	406
7/2019	ME 3	MI 7	TR	132633	513105	513105	523014	318733	341
7/2019	ME 3	MI 7	TR	132634	513125	1387755	505038	153808	1,137
7/2019	ME 3	MI 7	TR	132634	513125	1387755	505541	1181282	1,622
7/2019	ME 3	MI 7	TR	132634	513125	1387755	521058	282435	39
7/2019	ME 3	MI 7	TR	132634	513125	1387755	521116	42078	26
7/2019	ME 3	MI 7	TR	132634	513125	1387755	521634	11566	1,131
7/2019	ME 3	MI 7	TR	132634	513125	1387755	523014	318733	537
7/2019	ME 3	MI 7	TR	132639	513085	742252	521116	42078	170
7/2019	ME 3	MI 7	TR	132639	513085	742252	521670	40468	63
7/2019	ME 3	MI 7	TR	132639	513105	513105	521116	42078	985
7/2019	ME 3	MI 7	TR	132639	513105	513105	521634	11566	6
7/2019	ME 3	MI 7	TR	132639	513125	1387755	521074	40470	523
7/2019	ME 3	MI 7	TR	132639	513125	1387755	521116	42078	3,033
7/2019	ME 3	MI 7	TR	132639	513125	1387755	521118	11578	133
7/2019	ME 3	MI 7	TR	132639	513125	1387755	521122	11751	57
7/2019	ME 3	MI 7	TR	132639	513125	1387755	521124	11562	60
7/2019	ME 3	MI 7	TR	132639	513125	1387755	521138	11680	76
7/2019	ME 3	MI 7	TR	132639	513125	1387755	521144	11580	754
7/2019	ME 3	MI 7	TR	132639	513125	1387755	521146	11785	166
7/2019	ME 3	MI 7	TR	132639	513125	1387755	521670	40468	2,680



VASCR351

ANR Pipeline Company Transportation Services Fuel By Route Analysis

Reporting Year: *January - December 2019*
Production *07/2019*

<u>Production Period</u>	<u>Receipt Segment</u>	<u>Delivery Segment</u>	<u>Service Class</u>	<u>Svc Req Contract</u>	<u>Receipt Location</u>	<u>Receipt Loc Prop</u>	<u>Delivery Location</u>	<u>Delivery Loc Prop</u>	<u>Fuel Quantity</u>
7/2019	ME 3	MI 7	TR	132639	513125	1387755	521690	40892	13
7/2019	ME 3	MI 7	TR	132639	513125	1387755	521962	139401	195
7/2019	ME 3	MI 7	TR	132660	513105	513105	521116	42078	328
7/2019	ME 3	MI 7	TR	132669	513085	742252	505038	153808	1
7/2019	ME 3	MI 7	TR	132669	513085	742252	505541	1181282	118
7/2019	ME 3	MI 7	TR	132669	513085	742252	521014	153852	3,038
7/2019	ME 3	MI 7	TR	132669	513085	742252	521116	42078	2,693
7/2019	ME 3	MI 7	TR	132669	513085	742252	521138	11680	1,005
7/2019	ME 3	MI 7	TR	132669	513085	742252	521985	278172	71
7/2019	ME 3	MI 7	TR	132670	513085	742252	505038	153808	3
7/2019	ME 3	MI 7	TR	132670	513085	742252	505541	1181282	478
7/2019	ME 3	MI 7	TR	132670	513085	742252	521058	282435	38
7/2019	ME 3	MI 7	TR	132670	513085	742252	521116	42078	3,058
7/2019	ME 3	MI 7	TR	132670	513085	742252	521985	278172	175
7/2019	ME 3	MI 7	TR	132670	513085	742252	523014	318733	76
7/2019	ME 3	MI 7	TR	132675	513085	742252	505038	153808	1,077
7/2019	ME 3	MI 7	TR	132675	513085	742252	505541	1181282	77
7/2019	ME 3	MI 7	TR	132675	513085	742252	521118	11578	31
7/2019	ME 3	MI 7	TR	132675	513085	742252	521142	40477	31
7/2019	ME 3	MI 7	TR	132675	513085	742252	521144	11580	31
7/2019	ME 3	MI 7	TR	132675	513085	742252	521634	11566	170
7/2019	ME 3	MI 7	TR	132675	513085	742252	521670	40468	14
7/2019	ME 3	MI 7	TR	132675	513085	742252	521985	278172	22
7/2019	ME 3	MI 7	TR	132675	513085	742252	523014	318733	96
7/2019	ME 3	MI 7	TR	132682	513085	742252	505038	153808	466
7/2019	ME 3	MI 7	TR	132682	513085	742252	505108	243097	21
7/2019	ME 3	MI 7	TR	132682	513085	742252	521116	42078	1,232
7/2019	ME 3	MI 7	TR	132682	513085	742252	521634	11566	83
7/2019	ME 3	MI 7	TR	132682	513085	742252	521670	40468	469
7/2019	ME 3	MI 7	TR	132682	513085	742252	521985	278172	429
7/2019	ME 3	MI 7	TR	132682	513105	513105	505038	153808	176
7/2019	ME 3	MI 7	TR	132682	513105	513105	521116	42078	455
7/2019	ME 3	MI 7	TR	132682	513105	513105	521670	40468	87



VASCR351

ANR Pipeline Company Transportation Services Fuel By Route Analysis

Reporting Year: January - December 2019
Production 07/2019

<u>Production Period</u>	<u>Receipt Segment</u>	<u>Delivery Segment</u>	<u>Service Class</u>	<u>Svc Req Contract</u>	<u>Receipt Location</u>	<u>Receipt Loc Prop</u>	<u>Delivery Location</u>	<u>Delivery Loc Prop</u>	<u>Fuel Quantity</u>
7/2019	ME 3	MI 7	TR	132682	513105	513105	521985	278172	180
7/2019	ME 3	MI 7	TR	132684	513085	742252	505038	153808	4,279
7/2019	ME 3	MI 7	TR	132684	513085	742252	521118	11578	2,190
7/2019	ME 3	MI 7	TR	132684	513085	742252	521122	11751	1
7/2019	ME 3	MI 7	TR	132684	513085	742252	521634	11566	1,163
7/2019	ME 3	MI 7	TR	132684	513085	742252	521690	40892	471
7/2019	ME 3	MI 7	TR	132684	513085	742252	521932	138744	742
7/2019	ME 3	MI 7	TR	132684	513085	742252	510005	246067	145
7/2019	ME 3	MI 7	TR	132685	513125	1387755	521634	11566	8,845
7/2019	ME 3	MI 7	TR	132685	513125	1387755	505038	153808	2,749
7/2019	ME 3	MI 7	TR	132686	513085	742252	521008	11616	582
7/2019	ME 3	MI 7	TR	132686	513085	742252	521634	11566	1,080
7/2019	ME 3	MI 7	TR	132686	513085	742252	521932	138744	87
7/2019	ME 3	MI 7	TR	132692	513105	513105	505038	153808	31
7/2019	ME 3	MI 7	TR	132741	513085	742252	505038	153808	2,246
7/2019	ME 3	MI 7	TR	132922	513085	742252	505108	243097	871
7/2019	ME 3	MI 7	TR	132922	513085	742252	511136	277072	349
7/2019	ME 3	MI 7	TR	132922	513085	742252	521116	42078	9,800
7/2019	ME 3	MI 7	TR	132922	513105	513105	505108	243097	1,247
7/2019	ME 3	MI 7	TR	132922	513105	513105	511136	277072	660
7/2019	ME 3	MI 7	TR	132922	513105	513105	521116	42078	11,685
7/2019	ME 3	MI 7	TR	132922	513105	513105	521932	138744	261
7/2019	ME 3	MI 7	TR	132924	513085	742252	505038	153808	93
7/2019	ME 3	MI 7	TR	132927	513085	742252	505038	153808	311
7/2019	ME 3	MI 7	TR	132957	513085	742252	505038	153808	6,727
7/2019	ME 3	MI 7	TR	132958	513085	742252	521116	42078	3,216
7/2019	ME 3	MI 7	TR	132958	513105	513105	505038	153808	513
7/2019	ME 3	MI 7	TR	132958	513105	513105	521116	42078	1,544
7/2019	ME 3	MI 7	TR	132986	513085	742252	505017	139249	5,018
7/2019	ME 3	MI 7	TR	132991	513085	742252	505515	866062	9
7/2019	ME 3	MI 7	TR	132991	513085	742252	521116	42078	1,563
7/2019	ME 3	MI 7	TR	132991	513105	513105	521116	42078	544
7/2019	ME 3	MI 7	TR	132993	513105	513105	521116	42078	40



VASCR351

ANR Pipeline Company Transportation Services Fuel By Route Analysis

Reporting Year: *January - December 2019*
Production 07/2019

<u>Production Period</u>	<u>Receipt Segment</u>	<u>Delivery Segment</u>	<u>Service Class</u>	<u>Svc Req Contract</u>	<u>Receipt Location</u>	<u>Receipt Loc Prop</u>	<u>Delivery Location</u>	<u>Delivery Loc Prop</u>	<u>Fuel Quantity</u>
7/2019	ME 3	MI 7	TR	132994	513105	513105	521116	42078	90
7/2019	ME 3	MI 7	TR	133012	513085	742252	521116	42078	1,091
	Segment Subtotal								
7/2019	ME 3	ML 3	TR	131644	513085	742252	521622	110850	812
7/2019	ME 3	ML 3	TR	131644	513105	513105	521622	110850	562
7/2019	ME 3	ML 3	TR	131644	513126	1389630	521622	110850	1,641
7/2019	ME 3	ML 3	TR	132582	513105	513105	521622	110850	185
7/2019	ME 3	ML 3	TR	132590	513085	742252	521622	110850	897
7/2019	ME 3	ML 3	TR	132590	513105	513105	521622	110850	3,497
7/2019	ME 3	ML 3	TR	132590	513125	1387755	521622	110850	145
7/2019	ME 3	ML 3	TR	132682	513085	742252	521622	110850	5
7/2019	ME 3	ML 3	TR	132682	513105	513105	521622	110850	965
7/2019	ME 3	ML 3	TR	132682	513126	1389630	521622	110850	482
	Segment Subtotal								
7/2019	ME 3	WI 7	TR	123966	513105	513105	505597	505597	9,191
7/2019	ME 3	WI 7	TR	123966	513105	513105	521164	28842	224
7/2019	ME 3	WI 7	TR	123966	513105	513105	521172	28846	688
7/2019	ME 3	WI 7	TR	123966	513105	513105	521178	28883	279
7/2019	ME 3	WI 7	TR	123966	513105	513105	521246	28844	2,331
7/2019	ME 3	WI 7	TR	123966	513105	513105	521256	174788	521
7/2019	ME 3	WI 7	TR	123966	513105	513105	521266	28702	421
7/2019	ME 3	WI 7	TR	123966	513105	513105	521296	139402	1,511
7/2019	ME 3	WI 7	TR	123966	513105	513105	521310	28743	115
7/2019	ME 3	WI 7	TR	123966	513105	513105	521314	28661	2,759
7/2019	ME 3	WI 7	TR	123966	513105	513105	521316	28831	1,671
7/2019	ME 3	WI 7	TR	123966	513105	513105	521324	28794	1,209
7/2019	ME 3	WI 7	TR	123966	513105	513105	521330	28761	2,827
7/2019	ME 3	WI 7	TR	123966	513105	513105	521356	28774	812
7/2019	ME 3	WI 7	TR	123966	513105	513105	521394	36936	812
7/2019	ME 3	WI 7	TR	123966	513105	513105	521650	269472	515
7/2019	ME 3	WI 7	TR	123966	513105	513105	521654	284917	5,685
7/2019	ME 3	WI 7	TR	123966	513105	513105	521786	28798	4,461
	Segment Subtotal								
7/2019	ME 3	WI 7	TR	123966	513105	513105	521786	28798	287



VASCR351

ANR Pipeline Company Transportation Services Fuel By Route Analysis

Reporting Year: *January - December 2019*
Production 07/2019

<u>Production Period</u>	<u>Receipt Segment</u>	<u>Delivery Segment</u>	<u>Service Class</u>	<u>Svc Req Contract</u>	<u>Receipt Location</u>	<u>Receipt Loc Prop</u>	<u>Delivery Location</u>	<u>Delivery Loc Prop</u>	<u>Fuel Quantity</u>
7/2019	ME 3	WI 7	TR	123966	513105	513105	521810	36869	170
7/2019	ME 3	WI 7	TR	123966	513105	513105	523032	384134	2,123
7/2019	ME 3	WI 7	TR	123966	513105	513105	523034	384136	1,333
7/2019	ME 3	WI 7	TR	123966	513105	513105	523035	387791	554
7/2019	ME 3	WI 7	TR	123966	513105	513105	523042	439345	1,015
7/2019	ME 3	WI 7	TR	123966	513105	513105	523047	444972	448
7/2019	ME 3	WI 7	TR	132082	513085	742252	523032	384134	104
7/2019	ME 3	WI 7	TR	132082	513105	513105	521654	284917	37
7/2019	ME 3	WI 7	TR	132082	513105	513105	523032	384134	41
7/2019	ME 3	WI 7	TR	132083	513085	742252	523032	384134	75
7/2019	ME 3	WI 7	TR	132083	513105	513105	521654	284917	8
7/2019	ME 3	WI 7	TR	132267	513085	742252	523068	956594	2
7/2019	ME 3	WI 7	TR	132367	513085	742252	521610	261574	5
7/2019	ME 3	WI 7	TR	132557	513105	513105	521172	28846	22
7/2019	ME 3	WI 7	TR	132557	513105	513105	521314	28661	319
7/2019	ME 3	WI 7	TR	132625	513125	1387755	521172	28846	1,898
7/2019	ME 3	WI 7	TR	132626	513125	1387755	521172	28846	1,898
7/2019	ME 3	WI 7	TR	132627	513125	1387755	521266	28702	754
7/2019	ME 3	WI 7	TR	132627	513125	1387755	523032	384134	1,898
7/2019	ME 3	WI 7	TR	132627	513125	1387755	523032	384134	1,898
7/2019	ME 3	WI 7	TR	132628	513125	1387755	521266	28702	3,016
7/2019	ME 3	WI 7	TR	132629	513125	1387755	521266	28702	182
7/2019	ME 3	WI 7	TR	132669	513085	742252	521654	284917	120
7/2019	ME 3	WI 7	TR	132670	513085	742252	523032	384134	17
7/2019	ME 3	WI 7	TR	132675	513085	742252	521256	174788	44
7/2019	ME 3	WI 7	TR	132675	513085	742252	521654	284917	46
7/2019	ME 3	WI 7	TR	132675	513105	513105	521256	174788	195
7/2019	ME 3	WI 7	TR	132682	513085	742252	521164	28842	53
7/2019	ME 3	WI 7	TR	132682	513085	742252	521296	139402	75
7/2019	ME 3	WI 7	TR	132682	513085	742252	521314	28661	2
7/2019	ME 3	WI 7	TR	132682	513085	742252	521650	269472	14
7/2019	ME 3	WI 7	TR	132682	513085	742252	521654	284917	548
7/2019	ME 3	WI 7	TR	132682	513085	742252	523032	384134	1,981
7/2019	ME 3	WI 7	TR	132682	513085	742252	523034	384136	



VASCR351

ANR Pipeline Company Transportation Services Fuel By Route Analysis

Reporting Year: January - December 2019
Production 07/2019

<u>Production Period</u>	<u>Receipt Segment</u>	<u>Delivery Segment</u>	<u>Service Class</u>	<u>Svc Req Contract</u>	<u>Receipt Location</u>	<u>Receipt Loc Prop</u>	<u>Delivery Location</u>	<u>Delivery Loc Prop</u>	<u>Fuel Quantity</u>
7/2019	ME 3	WI 7	TR	132682	513105	513105	523032	384134	60
7/2019	ME 3	WI 7	TR	132682	513105	513105	523034	384136	1,695
7/2019	ME 3	WI 7	TR	132682	513126	1389630	521164	28842	86
7/2019	ME 3	WI 7	TR	132684	513085	742252	523034	384136	145
	Segment Subtotal								50,009
7/2019	MI 7	ME 3	TR	122837	505038	153808	520028	295957	112
7/2019	MI 7	ME 3	TR	125047	505038	153808	505007	139235	61
7/2019	MI 7	ME 3	TR	128295	505038	153808	520005	15672	79
7/2019	MI 7	ME 3	TR	128295	511136	277072	521626	40184	2
7/2019	MI 7	ME 3	TR	128709	511136	277072	520028	295957	64
7/2019	MI 7	ME 3	TR	131177	505038	153808	513085	742252	38
7/2019	MI 7	ME 3	TR	132544	511136	277072	520028	295957	866
7/2019	MI 7	ME 3	TR	132561	505038	153808	505012	139240	160
7/2019	MI 7	ME 3	TR	132582	505038	153808	521620	16118	14
7/2019	MI 7	ME 3	TR	132590	505038	153808	521986	277052	194
7/2019	MI 7	ME 3	TR	132590	511158	48644	521986	277052	5
7/2019	MI 7	ME 3	TR	132590	511158	48644	523006	314730	35
7/2019	MI 7	ME 3	TR	132741	505038	153808	520005	15672	7
7/2019	MI 7	ME 3	TS	109138	505038	153808	505011	139239	3
	Segment Subtotal								1,640
7/2019	MI 7	MI 7	TR	107895	511136	277072	521008	11616	93
7/2019	MI 7	MI 7	TR	109024	510005	246067	505038	153808	4,305
7/2019	MI 7	MI 7	TR	109212	511136	277072	505038	153808	1,302
7/2019	MI 7	MI 7	TR	109223	511136	277072	505038	153808	1,426
7/2019	MI 7	MI 7	TR	109422	521122	11751	505038	153808	14
7/2019	MI 7	MI 7	TR	109595	505038	153808	505019	139251	51
7/2019	MI 7	MI 7	TR	110016	511136	277072	505038	153808	55
7/2019	MI 7	MI 7	TR	110019	505038	153808	505018	139250	44
7/2019	MI 7	MI 7	TR	111493	511144	48642	505033	139382	6,778
7/2019	MI 7	MI 7	TR	111730	511136	277072	505038	153808	137
7/2019	MI 7	MI 7	TR	112110	511144	48642	505474	542526	15,288
7/2019	MI 7	MI 7	TR	113186	505108	243097	505038	153808	49



VASCR351

ANR Pipeline Company Transportation Services Fuel By Route Analysis

Reporting Year: *January - December 2019*
Production 07/2019

<u>Production Period</u>	<u>Receipt Segment</u>	<u>Delivery Segment</u>	<u>Service Class</u>	<u>Svc Req Contract</u>	<u>Receipt Location</u>	<u>Receipt Loc Prop</u>	<u>Delivery Location</u>	<u>Delivery Loc Prop</u>	<u>Fuel Quantity</u>
7/2019	MI 7	MI 7	TR	113186	511136	277072	505038	153808	255
7/2019	MI 7	MI 7	TR	113239	511136	277072	505038	153808	2
7/2019	MI 7	MI 7	TR	113498	511158	48644	505038	153808	217
7/2019	MI 7	MI 7	TR	113709	510005	246067	505038	153808	2,945
7/2019	MI 7	MI 7	TR	114567	505222	140358	505137	320550	171
7/2019	MI 7	MI 7	TR	114824	505230	153728	521606	216654	51
7/2019	MI 7	MI 7	TR	115717	505230	153728	521054	280435	36
7/2019	MI 7	MI 7	TR	117338	505108	243097	505038	153808	949
7/2019	MI 7	MI 7	TR	117338	511136	277072	505038	153808	1,571
7/2019	MI 7	MI 7	TR	118861	511158	48644	505038	153808	7,533
7/2019	MI 7	MI 7	TR	119958	505230	153728	523014	318733	64
7/2019	MI 7	MI 7	TR	119963	505230	153728	521058	282435	41
7/2019	MI 7	MI 7	TR	119970	505108	243097	520021	40785	310
7/2019	MI 7	MI 7	TR	119973	505230	153728	523074	1292925	168
7/2019	MI 7	MI 7	TR	119973	510036	142164	523074	1292925	210
7/2019	MI 7	MI 7	TR	120610	505230	153728	510005	246067	67
7/2019	MI 7	MI 7	TR	122065	511136	277072	521104	40849	6,383
7/2019	MI 7	MI 7	TR	122065	511136	277072	521690	40892	4,250
7/2019	MI 7	MI 7	TR	122700	511136	277072	505038	153808	2,170
7/2019	MI 7	MI 7	TR	124085	511136	277072	505038	153808	2,939
7/2019	MI 7	MI 7	TR	124087	511136	277072	505038	153808	2,921
7/2019	MI 7	MI 7	TR	124625	511136	277072	505038	153808	620
7/2019	MI 7	MI 7	TR	125045	505038	153808	505028	139366	663
7/2019	MI 7	MI 7	TR	125056	505038	153808	505131	295958	112
7/2019	MI 7	MI 7	TR	125056	505131	295958	505038	153808	1,656
7/2019	MI 7	MI 7	TR	125465	505038	153808	505017	139249	116
7/2019	MI 7	MI 7	TR	125573	511158	48644	505038	153808	1,643
7/2019	MI 7	MI 7	TR	126190	505038	153808	521058	282435	4
7/2019	MI 7	MI 7	TR	126266	505038	153808	521058	282435	9
7/2019	MI 7	MI 7	TR	126338	511136	277072	505038	153808	2,513
7/2019	MI 7	MI 7	TR	126356	511136	277072	505038	153808	999
7/2019	MI 7	MI 7	TR	126356	511136	277072	521118	11578	85
7/2019	MI 7	MI 7	TR	127693	511136	277072	505038	153808	1,333



VASCR351

**ANR Pipeline Company
Transportation Services
Fuel By Route Analysis**

Reporting Year: *January - December 2019*
Production 07/2019

<u>Production Period</u>	<u>Receipt Segment</u>	<u>Delivery Segment</u>	<u>Service Class</u>	<u>Svc Req Contract</u>	<u>Receipt Location</u>	<u>Receipt Loc Prop</u>	<u>Delivery Location</u>	<u>Delivery Loc Prop</u>	<u>Fuel Quantity</u>
7/2019	MI 7	MI 7	TR	127693	511136	277072	521008	11616	31
7/2019	MI 7	MI 7	TR	127693	511136	277072	521606	216654	279
7/2019	MI 7	MI 7	TR	127699	505038	153808	523084	1402545	2,230
7/2019	MI 7	MI 7	TR	128295	511136	277072	505038	153808	20
7/2019	MI 7	MI 7	TR	128296	511136	277072	521116	42078	43
7/2019	MI 7	MI 7	TR	128296	511158	48644	505038	153808	154
7/2019	MI 7	MI 7	TR	128296	511158	48644	521124	11562	233
7/2019	MI 7	MI 7	TR	128296	511158	48644	521690	40892	15
7/2019	MI 7	MI 7	TR	128709	505038	153808	523008	312117	48
7/2019	MI 7	MI 7	TR	128709	510005	246067	523008	312117	19
7/2019	MI 7	MI 7	TR	128709	511136	277072	505038	153808	72
7/2019	MI 7	MI 7	TR	128710	505038	153808	523008	312117	95
7/2019	MI 7	MI 7	TR	128710	505038	153808	523029	360888	21
7/2019	MI 7	MI 7	TR	128710	511136	277072	505038	153808	158
7/2019	MI 7	MI 7	TR	129337	505038	153808	505137	320550	160
7/2019	MI 7	MI 7	TR	129337	505038	153808	521030	282436	292
7/2019	MI 7	MI 7	TR	129337	505038	153808	523084	1402545	354
7/2019	MI 7	MI 7	TR	129337	505222	140358	505137	320550	299
7/2019	MI 7	MI 7	TR	129337	511136	277072	521030	282436	24
7/2019	MI 7	MI 7	TR	129337	511158	48644	505038	153808	1,870
7/2019	MI 7	MI 7	TR	129337	511158	48644	505137	320550	705
7/2019	MI 7	MI 7	TR	129337	511158	48644	521030	282436	1,633
7/2019	MI 7	MI 7	TR	129886	511136	277072	505038	153808	992
7/2019	MI 7	MI 7	TR	129887	511136	277072	505038	153808	591
7/2019	MI 7	MI 7	TR	129978	505108	243097	505541	1181282	14
7/2019	MI 7	MI 7	TR	129978	511136	277072	505541	1181282	712
7/2019	MI 7	MI 7	TR	130320	511136	277072	521144	11580	219
7/2019	MI 7	MI 7	TR	130320	511136	277072	521146	11785	150
7/2019	MI 7	MI 7	TR	130320	511136	277072	521156	11572	42
7/2019	MI 7	MI 7	TR	131162	505038	153808	505137	320550	285
7/2019	MI 7	MI 7	TR	131162	505038	153808	510005	246067	691
7/2019	MI 7	MI 7	TR	131162	505038	153808	523084	1402545	581
7/2019	MI 7	MI 7	TR	131162	511136	277072	505038	153808	302



VASCR351

**ANR Pipeline Company
Transportation Services
Fuel By Route Analysis**

Reporting Year: *January - December 2019*
Production: *07/2019*

<u>Production Period</u>	<u>Receipt Segment</u>	<u>Delivery Segment</u>	<u>Service Class</u>	<u>Svc Req. Contract</u>	<u>Receipt Location</u>	<u>Receipt Loc Prop</u>	<u>Delivery Location</u>	<u>Delivery Loc Prop</u>	<u>Fuel Quantity</u>
7/2019	MI 7	MI 7	TR	131162	511136	277072	521030	282436	207
7/2019	MI 7	MI 7	TR	131162	511136	277072	521116	42078	83
7/2019	MI 7	MI 7	TR	131177	505038	153808	521634	11566	194
7/2019	MI 7	MI 7	TR	131177	505038	153808	521992	40419	16
7/2019	MI 7	MI 7	TR	131177	510005	246067	505038	153808	230
7/2019	MI 7	MI 7	TR	131177	510005	246067	521118	11578	225
7/2019	MI 7	MI 7	TR	131177	510005	246067	521634	11566	1,721
7/2019	MI 7	MI 7	TR	131177	511136	277072	521634	11566	332
7/2019	MI 7	MI 7	TR	131221	510005	246067	505038	153808	118
7/2019	MI 7	MI 7	TR	131221	510005	246067	521008	11616	604
7/2019	MI 7	MI 7	TR	131221	510005	246067	521074	40470	2
7/2019	MI 7	MI 7	TR	131221	510005	246067	521124	11562	104
7/2019	MI 7	MI 7	TR	131221	510005	246067	521606	216654	582
7/2019	MI 7	MI 7	TR	131221	510005	246067	521690	40892	1,110
7/2019	MI 7	MI 7	TR	131221	511136	277072	521008	11616	1,759
7/2019	MI 7	MI 7	TR	131221	511136	277072	521074	40470	1,092
7/2019	MI 7	MI 7	TR	131221	511136	277072	521098	108641	31
7/2019	MI 7	MI 7	TR	131221	511136	277072	521118	11578	31
7/2019	MI 7	MI 7	TR	131221	511136	277072	521122	11751	139
7/2019	MI 7	MI 7	TR	131221	511136	277072	521124	11562	19
7/2019	MI 7	MI 7	TR	131221	511136	277072	521138	11680	33
7/2019	MI 7	MI 7	TR	131221	511136	277072	521142	40477	164
7/2019	MI 7	MI 7	TR	131221	511136	277072	521144	11580	62
7/2019	MI 7	MI 7	TR	131221	511136	277072	521162	11748	1
7/2019	MI 7	MI 7	TR	131221	511136	277072	521606	216654	1,366
7/2019	MI 7	MI 7	TR	131221	511136	277072	521624	4375	58
7/2019	MI 7	MI 7	TR	131221	511136	277072	521670	40468	64
7/2019	MI 7	MI 7	TR	131221	511136	277072	521690	40892	1,505
7/2019	MI 7	MI 7	TR	131221	511136	277072	521966	216338	31
7/2019	MI 7	MI 7	TR	131221	511136	277072	523052	467243	236
7/2019	MI 7	MI 7	TR	131221	523086	523086	521074	40470	837
7/2019	MI 7	MI 7	TR	131605	505038	153808	511136	277072	2,766
7/2019	MI 7	MI 7	TR	131605	505038	153808	521634	11566	4,708



VASCR351

**ANR Pipeline Company
Transportation Services
Fuel By Route Analysis**

Reporting Year: January - December 2019
Production 07/2019

<u>Production Period</u>	<u>Receipt Segment</u>	<u>Delivery Segment</u>	<u>Service Class</u>	<u>Svc Req Contract</u>	<u>Receipt Location</u>	<u>Receipt Loc Prop</u>	<u>Delivery Location</u>	<u>Delivery Loc Prop</u>	<u>Fuel Quantity</u>
7/2019	MI 7	MI 7	TR	131605	511136	277072	505038	153808	5,423
7/2019	MI 7	MI 7	TR	131605	511136	277072	521634	11566	4,434
7/2019	MI 7	MI 7	TR	131642	505038	153808	521606	216654	19
7/2019	MI 7	MI 7	TR	131642	505038	153808	521985	278172	6
7/2019	MI 7	MI 7	TR	131642	510005	246067	505038	153808	352
7/2019	MI 7	MI 7	TR	131642	510005	246067	521008	11616	40
7/2019	MI 7	MI 7	TR	131642	510005	246067	521606	216654	849
7/2019	MI 7	MI 7	TR	131642	510005	246067	521634	11566	22
7/2019	MI 7	MI 7	TR	131642	511136	277072	505038	153808	37
7/2019	MI 7	MI 7	TR	131644	511136	277072	505038	153808	600
7/2019	MI 7	MI 7	TR	131644	511136	277072	521008	11616	5
7/2019	MI 7	MI 7	TR	131644	511136	277072	521634	11566	100
7/2019	MI 7	MI 7	TR	131644	511136	277072	521690	40892	24
7/2019	MI 7	MI 7	TR	131853	505038	153808	505541	1181282	114
7/2019	MI 7	MI 7	TR	131853	505038	153808	521058	282435	58
7/2019	MI 7	MI 7	TR	131853	511136	277072	505541	1181282	70
7/2019	MI 7	MI 7	TR	131854	505038	153808	505541	1181282	70
7/2019	MI 7	MI 7	TR	131854	505038	153808	521058	282435	37
7/2019	MI 7	MI 7	TR	131854	505038	153808	523014	318733	7
7/2019	MI 7	MI 7	TR	131923	505108	243097	505038	153808	156
7/2019	MI 7	MI 7	TR	131923	505230	153728	523085	1402711	1
7/2019	MI 7	MI 7	TR	131988	505108	243097	521030	282436	41
7/2019	MI 7	MI 7	TR	131988	510005	246067	521030	282436	547
7/2019	MI 7	MI 7	TR	131988	510029	2610	521030	282436	22
7/2019	MI 7	MI 7	TR	131988	511136	277072	521030	282436	286
7/2019	MI 7	MI 7	TR	131992	511136	277072	521588	40481	868
7/2019	MI 7	MI 7	TR	132082	510005	246067	505038	153808	117
7/2019	MI 7	MI 7	TR	132083	510005	246067	505038	153808	82
7/2019	MI 7	MI 7	TR	132083	510005	246067	521162	11748	3
7/2019	MI 7	MI 7	TR	132083	510005	246067	521634	11566	6
7/2019	MI 7	MI 7	TR	132083	510005	246067	523052	467243	5
7/2019	MI 7	MI 7	TR	132095	510005	246067	523008	312117	3,158
7/2019	MI 7	MI 7	TR	132095	511136	277072	521008	11616	1



VASCR351

**ANR Pipeline Company
Transportation Services
Fuel By Route Analysis**

Reporting Year: *January - December 2019*
Production 07/2019

<u>Production Period</u>	<u>Receipt Segment</u>	<u>Delivery Segment</u>	<u>Service Class</u>	<u>Svc Req Contract</u>	<u>Receipt Location</u>	<u>Receipt Loc Prop</u>	<u>Delivery Location</u>	<u>Delivery Loc Prop</u>	<u>Fuel Quantity</u>
7/2019	MI 7	MI 7	TR	132095	511136	277072	523008	312117	1,894
7/2019	MI 7	MI 7	TR	132095	523086	523086	523008	312117	104
7/2019	MI 7	MI 7	TR	132243	511158	48644	505038	153808	13
7/2019	MI 7	MI 7	TR	132243	511158	48644	521124	11562	421
7/2019	MI 7	MI 7	TR	132244	511158	48644	521124	11562	465
7/2019	MI 7	MI 7	TR	132245	511136	277072	521116	42078	33
7/2019	MI 7	MI 7	TR	132245	511136	277072	521624	4375	16
7/2019	MI 7	MI 7	TR	132267	511136	277072	521144	11580	8
7/2019	MI 7	MI 7	TR	132267	511136	277072	521690	40892	1
7/2019	MI 7	MI 7	TR	132401	505038	153808	521008	11616	94
7/2019	MI 7	MI 7	TR	132471	511136	277072	505038	153808	3,023
7/2019	MI 7	MI 7	TR	132517	505038	153808	523008	312117	111
7/2019	MI 7	MI 7	TR	132517	505230	153728	523029	360888	78
7/2019	MI 7	MI 7	TR	132517	511136	277072	505038	153808	61
7/2019	MI 7	MI 7	TR	132517	511136	277072	523008	312117	103
7/2019	MI 7	MI 7	TR	132517	511158	48644	523008	312117	1,105
7/2019	MI 7	MI 7	TR	132519	505108	243097	505038	153808	1,236
7/2019	MI 7	MI 7	TR	132521	505038	153808	521008	11616	1
7/2019	MI 7	MI 7	TR	132521	511136	277072	523008	312117	238
7/2019	MI 7	MI 7	TR	132521	511158	48644	505038	153808	219
7/2019	MI 7	MI 7	TR	132521	511158	48644	521634	11566	56
7/2019	MI 7	MI 7	TR	132521	511158	48644	523008	312117	4,050
7/2019	MI 7	MI 7	TR	132543	505038	153808	505137	320550	69
7/2019	MI 7	MI 7	TR	132543	511158	48644	505038	153808	167
7/2019	MI 7	MI 7	TR	132544	505038	153808	511136	277072	52
7/2019	MI 7	MI 7	TR	132544	505038	153808	521985	278172	5
7/2019	MI 7	MI 7	TR	132544	505038	153808	523008	312117	2,797
7/2019	MI 7	MI 7	TR	132544	505038	153808	523029	360888	28
7/2019	MI 7	MI 7	TR	132544	510005	246067	505038	153808	66
7/2019	MI 7	MI 7	TR	132544	510005	246067	523008	312117	697
7/2019	MI 7	MI 7	TR	132544	511136	277072	505038	153808	1,712
7/2019	MI 7	MI 7	TR	132544	511136	277072	521116	42078	271
7/2019	MI 7	MI 7	TR	132544	511136	277072	521634	11566	171



VASCR351

ANR Pipeline Company Transportation Services Fuel By Route Analysis

Reporting Year: *January - December 2019*
Production 07/2019

<u>Production Period</u>	<u>Receipt Segment</u>	<u>Delivery Segment</u>	<u>Service Class</u>	<u>Svc Req Contract</u>	<u>Receipt Location</u>	<u>Receipt Loc Prop</u>	<u>Delivery Location</u>	<u>Delivery Loc Prop</u>	<u>Fuel Quantity</u>
7/2019	MI 7	MI 7	TR	132544	511136	277072	523008	312117	5,364
7/2019	MI 7	MI 7	TR	132544	511158	48644	523008	312117	2,531
7/2019	MI 7	MI 7	TR	132544	513023	120743	523008	312117	8
7/2019	MI 7	MI 7	TR	132581	511158	48644	505038	153808	1,612
7/2019	MI 7	MI 7	TR	132582	505038	153808	505541	1181282	131
7/2019	MI 7	MI 7	TR	132582	505038	153808	521058	282435	95
7/2019	MI 7	MI 7	TR	132582	505038	153808	523014	318733	369
7/2019	MI 7	MI 7	TR	132582	505108	243097	505541	1181282	21
7/2019	MI 7	MI 7	TR	132582	510005	246067	505541	1181282	55
7/2019	MI 7	MI 7	TR	132582	511136	277072	505038	153808	10
7/2019	MI 7	MI 7	TR	132582	511136	277072	505541	1181282	163
7/2019	MI 7	MI 7	TR	132590	505038	153808	505137	320550	787
7/2019	MI 7	MI 7	TR	132590	505038	153808	510005	246067	135
7/2019	MI 7	MI 7	TR	132590	505038	153808	521030	282436	660
7/2019	MI 7	MI 7	TR	132590	505038	153808	523084	1402545	305
7/2019	MI 7	MI 7	TR	132590	505222	140358	505137	320550	21,073
7/2019	MI 7	MI 7	TR	132590	510005	246067	505038	153808	69
7/2019	MI 7	MI 7	TR	132590	510005	246067	521116	42078	1,587
7/2019	MI 7	MI 7	TR	132590	510005	246067	523086	523086	69
7/2019	MI 7	MI 7	TR	132590	511136	277072	505038	153808	2
7/2019	MI 7	MI 7	TR	132590	511136	277072	521116	42078	940
7/2019	MI 7	MI 7	TR	132590	511158	48644	505038	153808	4,735
7/2019	MI 7	MI 7	TR	132590	511158	48644	505137	320550	1,846
7/2019	MI 7	MI 7	TR	132590	511158	48644	505515	866062	625
7/2019	MI 7	MI 7	TR	132590	511158	48644	521030	282436	4,099
7/2019	MI 7	MI 7	TR	132590	511158	48644	523086	523086	13
7/2019	MI 7	MI 7	TR	132600	511136	277072	505038	153808	2,175
7/2019	MI 7	MI 7	TR	132606	505108	243097	521030	282436	145
7/2019	MI 7	MI 7	TR	132606	510005	246067	505038	153808	55
7/2019	MI 7	MI 7	TR	132606	510005	246067	521030	282436	213
7/2019	MI 7	MI 7	TR	132606	511136	277072	505038	153808	91
7/2019	MI 7	MI 7	TR	132606	511136	277072	505137	320550	138
7/2019	MI 7	MI 7	TR	132606	511136	277072	521030	282436	159



VASCR351

ANR Pipeline Company Transportation Services Fuel By Route Analysis

Reporting Year: *January - December 2019*
Production 07/2019

<u>Production Period</u>	<u>Receipt Segment</u>	<u>Delivery Segment</u>	<u>Service Class</u>	<u>Svc Req Contract</u>	<u>Receipt Location</u>	<u>Receipt Loc Prop</u>	<u>Delivery Location</u>	<u>Delivery Loc Prop</u>	<u>Fuel Quantity</u>
7/2019	MI 7	MI 7	TR	132606	511158	48644	505038	153808	539
7/2019	MI 7	MI 7	TR	132606	511158	48644	505137	320550	138
7/2019	MI 7	MI 7	TR	132606	511158	48644	521030	282436	606
7/2019	MI 7	MI 7	TR	132615	510005	246067	505038	153808	689
7/2019	MI 7	MI 7	TR	132615	510005	246067	521008	11616	1,031
7/2019	MI 7	MI 7	TR	132615	511136	277072	505038	153808	1,055
7/2019	MI 7	MI 7	TR	132615	511136	277072	521008	11616	1,837
7/2019	MI 7	MI 7	TR	132630	505038	153808	505137	320550	208
7/2019	MI 7	MI 7	TR	132630	505222	140358	505137	320550	138
7/2019	MI 7	MI 7	TR	132634	505038	153808	523014	318733	69
7/2019	MI 7	MI 7	TR	132639	511158	48644	505038	153808	161
7/2019	MI 7	MI 7	TR	132660	511136	277072	521116	42078	11
7/2019	MI 7	MI 7	TR	132662	505038	153808	505137	320550	208
7/2019	MI 7	MI 7	TR	132662	505038	153808	521030	282436	41
7/2019	MI 7	MI 7	TR	132662	505108	243097	505038	153808	12
7/2019	MI 7	MI 7	TR	132662	505108	243097	521030	282436	816
7/2019	MI 7	MI 7	TR	132662	510005	246067	505038	153808	22
7/2019	MI 7	MI 7	TR	132662	510005	246067	505137	320550	82
7/2019	MI 7	MI 7	TR	132662	510005	246067	521030	282436	2,115
7/2019	MI 7	MI 7	TR	132662	511136	277072	505038	153808	100
7/2019	MI 7	MI 7	TR	132662	511136	277072	505137	320550	27
7/2019	MI 7	MI 7	TR	132662	511136	277072	521030	282436	999
7/2019	MI 7	MI 7	TR	132663	511136	277072	505038	153808	139
7/2019	MI 7	MI 7	TR	132663	511136	277072	505541	1181282	65
7/2019	MI 7	MI 7	TR	132663	511136	277072	521634	11566	178
7/2019	MI 7	MI 7	TR	132669	505038	153808	505541	1181282	142
7/2019	MI 7	MI 7	TR	132669	505038	153808	521985	278172	152
7/2019	MI 7	MI 7	TR	132669	510005	246067	523014	318733	52
7/2019	MI 7	MI 7	TR	132669	511136	277072	505541	1181282	5
7/2019	MI 7	MI 7	TR	132669	511136	277072	505038	153808	216
7/2019	MI 7	MI 7	TR	132669	511136	277072	505541	1181282	12
7/2019	MI 7	MI 7	TR	132669	511136	277072	521116	42078	67
7/2019	MI 7	MI 7	TR	132670	505038	153808	505541	1181282	85



VASCR351

ANR Pipeline Company Transportation Services Fuel By Route Analysis

Reporting Year: *January - December 2019*
Production 07/2019

<u>Production Period</u>	<u>Receipt Segment</u>	<u>Delivery Segment</u>	<u>Service Class</u>	<u>Svc Req Contract</u>	<u>Receipt Location</u>	<u>Receipt Loc Prop</u>	<u>Delivery Location</u>	<u>Delivery Loc Prop</u>	<u>Fuel Quantity</u>
7/2019	MI 7	MI 7	TR	132670	505038	153808	521058	282435	104
7/2019	MI 7	MI 7	TR	132670	505038	153808	521985	278172	77
7/2019	MI 7	MI 7	TR	132670	505038	153808	523014	318733	173
7/2019	MI 7	MI 7	TR	132670	511136	277072	505038	153808	7
7/2019	MI 7	MI 7	TR	132670	511136	277072	505541	1181282	35
7/2019	MI 7	MI 7	TR	132682	505038	153808	521985	278172	63
7/2019	MI 7	MI 7	TR	132682	510005	246067	505038	153808	99
7/2019	MI 7	MI 7	TR	132682	510005	246067	521634	11566	69
7/2019	MI 7	MI 7	TR	132682	510005	246067	521670	40468	47
7/2019	MI 7	MI 7	TR	132682	510005	246067	521690	40892	28
7/2019	MI 7	MI 7	TR	132682	511136	277072	505038	153808	244
7/2019	MI 7	MI 7	TR	132684	505038	153808	521690	40892	35
7/2019	MI 7	MI 7	TR	132685	505038	153808	521008	11616	4
7/2019	MI 7	MI 7	TR	132685	505038	153808	521634	11566	108
7/2019	MI 7	MI 7	TR	132685	511158	48644	505038	153808	21
7/2019	MI 7	MI 7	TR	132685	511158	48644	521008	11616	1
7/2019	MI 7	MI 7	TR	132685	511158	48644	521634	11566	75
7/2019	MI 7	MI 7	TR	132686	505038	153808	521690	40892	47
7/2019	MI 7	MI 7	TR	132698	510005	246067	505038	153808	340
7/2019	MI 7	MI 7	TR	132698	511136	277072	505038	153808	540
7/2019	MI 7	MI 7	TR	132728	510005	246067	505038	153808	717
7/2019	MI 7	MI 7	TR	132728	510005	246067	505541	1181282	43
7/2019	MI 7	MI 7	TR	132728	510005	246067	521690	40892	35
7/2019	MI 7	MI 7	TR	132744	505038	153808	521634	11566	4
7/2019	MI 7	MI 7	TR	132744	510005	246067	505038	153808	31
7/2019	MI 7	MI 7	TR	132744	511136	277072	505038	153808	2,615
7/2019	MI 7	MI 7	TR	132744	511136	277072	521634	11566	24
7/2019	MI 7	MI 7	TR	132806	510005	246067	505038	153808	980
7/2019	MI 7	MI 7	TR	132806	510005	246067	521008	11616	141
7/2019	MI 7	MI 7	TR	132806	510005	246067	521634	11566	97
7/2019	MI 7	MI 7	TR	132806	510005	246067	521690	40892	171
7/2019	MI 7	MI 7	TR	132806	511136	277072	505038	153808	254
7/2019	MI 7	MI 7	TR	132810	511136	277072	505038	153808	1,090



VASCR351

ANR Pipeline Company Transportation Services Fuel By Route Analysis

Reporting Year: January - December 2019
Production 07/2019

<u>Production Period</u>	<u>Receipt Segment</u>	<u>Delivery Segment</u>	<u>Service Class</u>	<u>Svc Req Contract</u>	<u>Receipt Location</u>	<u>Receipt Loc Prop</u>	<u>Delivery Location</u>	<u>Delivery Loc Prop</u>	<u>Fuel Quantity</u>
7/2019	MI 7	MI 7	TR	132966	505038	153808	521985	278172	10
7/2019	MI 7	MI 7	TR	132984	505038	153808	521985	278172	165
7/2019	MI 7	MI 7	TR	132984	511136	277072	505038	153808	32
7/2019	MI 7	MI 7	TR	133012	511158	48644	505038	153808	19
7/2019	MI 7	MI 7	TS	109138	505038	153808	505038	153808	42
7/2019	MI 7	MI 7	TS	109171	505038	153808	505038	153808	16
7/2019	MI 7	MI 7	TS	123102	505038	153808	505038	153808	30
7/2019	MI 7	MI 7	TS	123151	505038	153808	505038	153808	25
7/2019	MI 7	MI 7	TS	128294	505038	153808	505038	153808	168
	Segment Subtotal								214,360
7/2019	MI 7	ML 3	TR	132582	505038	153808	521622	110850	17
	Segment Subtotal								17
7/2019	MI 7	MW 6	TR	123405	505038	153808	505013	139241	3
7/2019	MI 7	MW 6	TR	132602	505038	153808	521420	4602	1
7/2019	MI 7	MW 6	TR	132612	505038	153808	521482	4741	6
7/2019	MI 7	MW 6	TR	132612	511136	277072	521434	4619	1
7/2019	MI 7	MW 6	TR	132612	511136	277072	521470	4738	2
7/2019	MI 7	MW 6	TR	132612	511136	277072	521482	4741	4
7/2019	MI 7	MW 6	TS	109148	505038	153808	521566	12977	13
7/2019	MI 7	MW 6	TS	109171	505038	153808	521428	40193	23
7/2019	MI 7	MW 6	TS	123217	505038	153808	521418	12991	3
	Segment Subtotal								56
7/2019	MI 7	WI 7	TR	850	505038	153808	505025	139257	278
7/2019	MI 7	WI 7	TR	1600	505038	153808	505026	139258	8
7/2019	MI 7	WI 7	TR	105428	511136	277072	521262	36868	382
7/2019	MI 7	WI 7	TR	106322	505038	153808	505026	139258	227
7/2019	MI 7	WI 7	TR	106955	511136	277072	521172	28846	71
7/2019	MI 7	WI 7	TR	107306	511136	277072	521298	28736	51
7/2019	MI 7	WI 7	TR	107879	505038	153808	505023	139255	15
7/2019	MI 7	WI 7	TR	107897	505038	153808	505024	139256	972
7/2019	MI 7	WI 7	TR	109022	505038	153808	521610	261574	61
7/2019	MI 7	WI 7	TR	109025	510005	246067	521610	261574	71



VASCR351

ANR Pipeline Company Transportation Services Fuel By Route Analysis

Reporting Year: January - December 2019
Production 07/2019

<u>Production Period</u>	<u>Receipt Segment</u>	<u>Delivery Segment</u>	<u>Service Class</u>	<u>Svc Req Contract</u>	<u>Receipt Location</u>	<u>Receipt Loc Prop</u>	<u>Delivery Location</u>	<u>Delivery Loc Prop</u>	<u>Fuel Quantity</u>
7/2019	MI 7	WI 7	TR	109218	505038	153808	505023	159255	640
7/2019	MI 7	WI 7	TR	110016	511136	277072	523035	387791	2,119
7/2019	MI 7	WI 7	TR	111316	511136	277072	521370	28788	124
7/2019	MI 7	WI 7	TR	111730	511136	277072	521164	28842	949
7/2019	MI 7	WI 7	TR	111730	511136	277072	521256	174788	234
7/2019	MI 7	WI 7	TR	111730	511136	277072	521258	265372	48
7/2019	MI 7	WI 7	TR	111730	511136	277072	521786	28798	78
7/2019	MI 7	WI 7	TR	111730	511136	277072	523034	384136	3,888
7/2019	MI 7	WI 7	TR	112565	505038	153808	521296	159402	139
7/2019	MI 7	WI 7	TR	112565	505038	153808	521650	269472	1,420
7/2019	MI 7	WI 7	TR	112565	505108	243097	521296	139402	27
7/2019	MI 7	WI 7	TR	112565	505108	243097	523042	439345	113
7/2019	MI 7	WI 7	TR	112565	511136	277072	521296	139402	40
7/2019	MI 7	WI 7	TR	112565	511136	277072	523032	384134	2,111
7/2019	MI 7	WI 7	TR	113186	505108	243097	523032	384134	444
7/2019	MI 7	WI 7	TR	113186	505108	243097	523042	439345	34
7/2019	MI 7	WI 7	TR	113186	511136	277072	523032	384134	1,252
7/2019	MI 7	WI 7	TR	113186	511136	277072	523042	439345	104
7/2019	MI 7	WI 7	TR	113479	505038	153808	521164	28842	302
7/2019	MI 7	WI 7	TR	113479	505038	153808	523034	384136	70
7/2019	MI 7	WI 7	TR	113877	511136	277072	521168	28834	315
7/2019	MI 7	WI 7	TR	113879	511136	277072	521350	28660	93
7/2019	MI 7	WI 7	TR	113880	511136	277072	521786	28798	155
7/2019	MI 7	WI 7	TR	113881	511136	277072	521198	28782	31
7/2019	MI 7	WI 7	TR	113884	511136	277072	521246	28844	315
7/2019	MI 7	WI 7	TR	113886	511136	277072	521166	40496	93
7/2019	MI 7	WI 7	TR	113889	511136	277072	521178	28883	93
7/2019	MI 7	WI 7	TR	113890	511136	277072	521214	40197	62
7/2019	MI 7	WI 7	TR	113895	511136	277072	521320	28740	31
7/2019	MI 7	WI 7	TR	113904	511136	277072	521210	28828	124
7/2019	MI 7	WI 7	TR	113906	511136	277072	521344	28734	31
7/2019	MI 7	WI 7	TR	113910	511136	277072	521310	28743	31
7/2019	MI 7	WI 7	TR	113914	511136	277072	521180	28875	31



VASCR351

ANR Pipeline Company Transportation Services Fuel By Route Analysis

Reporting Year: *January - December 2019*
Production 07/2019

<u>Production Period</u>	<u>Receipt Segment</u>	<u>Delivery Segment</u>	<u>Service Class</u>	<u>Svc Req Contract</u>	<u>Receipt Location</u>	<u>Receipt Loc Prop</u>	<u>Delivery Location</u>	<u>Delivery Loc Prop</u>	<u>Fuel Quantity</u>
7/2019	MI 7	WI 7	TR	113916	511136	277072	521316	28831	31
7/2019	MI 7	WI 7	TR	113917	511136	277072	521194	40223	31
7/2019	MI 7	WI 7	TR	113921	511136	277072	521260	36867	62
7/2019	MI 7	WI 7	TR	113922	511136	277072	521246	28844	8
7/2019	MI 7	WI 7	TR	113922	511136	277072	521784	28720	544
7/2019	MI 7	WI 7	TR	113922	511136	277072	521786	28798	38
7/2019	MI 7	WI 7	TR	113924	511136	277072	521814	36934	31
7/2019	MI 7	WI 7	TR	113925	511136	277072	521248	28811	31
7/2019	MI 7	WI 7	TR	113928	511136	277072	521240	28759	31
7/2019	MI 7	WI 7	TR	113933	511136	277072	521204	28672	93
7/2019	MI 7	WI 7	TR	113936	511136	277072	521248	28811	92
7/2019	MI 7	WI 7	TR	113936	511136	277072	521784	28720	1
7/2019	MI 7	WI 7	TR	113937	511136	277072	523034	384136	186
7/2019	MI 7	WI 7	TR	113938	511136	277072	521184	40224	31
7/2019	MI 7	WI 7	TR	113945	511136	277072	521814	36934	211
7/2019	MI 7	WI 7	TR	113953	511136	277072	521202	28682	31
7/2019	MI 7	WI 7	TR	113956	511136	277072	521324	28794	62
7/2019	MI 7	WI 7	TR	113960	511136	277072	521370	28788	62
7/2019	MI 7	WI 7	TR	113961	511136	277072	521286	28853	31
7/2019	MI 7	WI 7	TR	113963	511136	277072	521336	28738	31
7/2019	MI 7	WI 7	TR	113975	511136	277072	521370	28788	31
7/2019	MI 7	WI 7	TR	113976	511136	277072	521012	40226	180
7/2019	MI 7	WI 7	TR	113978	511136	277072	521382	174790	31
7/2019	MI 7	WI 7	TR	113981	511136	277072	521374	28662	93
7/2019	MI 7	WI 7	TR	113987	511136	277072	521784	28720	527
7/2019	MI 7	WI 7	TR	113992	511136	277072	521324	28794	31
7/2019	MI 7	WI 7	TR	113999	511136	277072	521230	28819	31
7/2019	MI 7	WI 7	TR	114000	511136	277072	521174	28778	62
7/2019	MI 7	WI 7	TR	114005	511136	277072	521676	100052	124
7/2019	MI 7	WI 7	TR	114007	511136	277072	521168	28834	93
7/2019	MI 7	WI 7	TR	114525	511136	277072	521200	28679	62
7/2019	MI 7	WI 7	TR	114668	505038	153808	521256	174788	147
7/2019	MI 7	WI 7	TR	114668	505038	153808	521258	265372	57



VASCR351

ANR Pipeline Company Transportation Services Fuel By Route Analysis

Reporting Year: *January - December 2019*
Production *07/2019*

<u>Production Period</u>	<u>Receipt Segment</u>	<u>Delivery Segment</u>	<u>Service Class</u>	<u>Svc Req Contract</u>	<u>Receipt Location</u>	<u>Receipt Loc Prop</u>	<u>Delivery Location</u>	<u>Delivery Loc Prop</u>	<u>Fuel Quantity</u>
7/2019	MI 7	WI 7	TR	114668	505038	153808	521786	28798	136
7/2019	MI 7	WI 7	TR	114677	505108	243097	521288	28670	900
7/2019	MI 7	WI 7	TR	114823	511136	277072	521266	28702	248
7/2019	MI 7	WI 7	TR	115224	511136	277072	521012	40226	122
7/2019	MI 7	WI 7	TR	115224	511136	277072	521784	28720	2
7/2019	MI 7	WI 7	TR	115931	511136	277072	521298	28736	62
7/2019	MI 7	WI 7	TR	115957	505038	153808	505504	854822	721
7/2019	MI 7	WI 7	TR	116740	505230	153728	523068	956594	12
7/2019	MI 7	WI 7	TR	117335	505038	153808	505021	139253	314
7/2019	MI 7	WI 7	TR	117336	505108	243097	521262	36868	34
7/2019	MI 7	WI 7	TR	117336	511136	277072	521810	36869	874
7/2019	MI 7	WI 7	TR	117338	505108	243097	521262	36868	108
7/2019	MI 7	WI 7	TR	117338	511136	277072	521262	36868	164
7/2019	MI 7	WI 7	TR	117354	511136	277072	521262	36868	34
7/2019	MI 7	WI 7	TR	117358	505038	153808	505021	139253	21
7/2019	MI 7	WI 7	TR	117358	511136	277072	505021	139253	28
7/2019	MI 7	WI 7	TR	118490	511136	277072	521270	28676	31
7/2019	MI 7	WI 7	TR	121932	505108	243097	521266	28702	31
7/2019	MI 7	WI 7	TR	121932	511136	277072	521266	28702	31
7/2019	MI 7	WI 7	TR	123397	505108	243097	521266	28702	155
7/2019	MI 7	WI 7	TR	123397	510005	246067	521266	28702	31
7/2019	MI 7	WI 7	TR	123398	511136	277072	521392	28730	93
7/2019	MI 7	WI 7	TR	124085	511136	277072	521172	28846	68
7/2019	MI 7	WI 7	TR	124087	511136	277072	521172	28846	56
7/2019	MI 7	WI 7	TR	124175	511136	277072	521314	28661	155
7/2019	MI 7	WI 7	TR	124176	511136	277072	521298	28736	93
7/2019	MI 7	WI 7	TR	124177	511136	277072	521188	28862	31
7/2019	MI 7	WI 7	TR	124178	511136	277072	521322	28868	62
7/2019	MI 7	WI 7	TR	124705	511136	277072	521262	36868	269
7/2019	MI 7	WI 7	TR	124706	511136	277072	521266	28702	218
7/2019	MI 7	WI 7	TR	125014	511136	277072	521812	40304	93
7/2019	MI 7	WI 7	TR	125655	511136	277072	521302	28747	31
7/2019	MI 7	WI 7	TR	126181	505038	153808	521164	28842	2

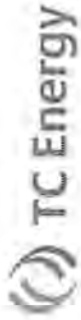


VASCR351

**ANR Pipeline Company
Transportation Services
Fuel By Route Analysis**

Reporting Year: *January - December 2019*
Production 07/2019

<u>Production Period</u>	<u>Receipt Segment</u>	<u>Delivery Segment</u>	<u>Service Class</u>	<u>Svc Req Contract</u>	<u>Receipt Location</u>	<u>Receipt Loc Prop</u>	<u>Delivery Location</u>	<u>Delivery Loc Prop</u>	<u>Fuel Quantity</u>
7/2019	MI 7	WI 7	TR	126181	505038	153808	521256	174788	1,799
7/2019	MI 7	WI 7	TR	126181	505038	153808	521258	265372	453
7/2019	MI 7	WI 7	TR	126181	505038	153808	521786	28798	1,419
7/2019	MI 7	WI 7	TR	126181	505038	153808	523034	384136	84
7/2019	MI 7	WI 7	TR	126181	505230	153728	521164	28842	883
7/2019	MI 7	WI 7	TR	126181	505230	153728	521250	28841	130
7/2019	MI 7	WI 7	TR	126181	505230	153728	521784	28720	249
7/2019	MI 7	WI 7	TR	126181	511136	277072	521164	28842	12
7/2019	MI 7	WI 7	TR	126181	511136	277072	521256	174788	69
7/2019	MI 7	WI 7	TR	126183	505038	153808	523034	384136	982
7/2019	MI 7	WI 7	TR	126190	505108	243097	523041	395460	14
7/2019	MI 7	WI 7	TR	126190	511136	277072	523041	395460	345
7/2019	MI 7	WI 7	TR	126229	511136	277072	521260	36867	62
7/2019	MI 7	WI 7	TR	126231	511136	277072	521266	28702	31
7/2019	MI 7	WI 7	TR	126338	511136	277072	521296	139402	145
7/2019	MI 7	WI 7	TR	126338	511136	277072	521650	269472	69
7/2019	MI 7	WI 7	TR	126338	511136	277072	523032	384134	96
7/2019	MI 7	WI 7	TR	126338	511136	277072	523042	439345	371
7/2019	MI 7	WI 7	TR	126509	511136	277072	521266	28702	31
7/2019	MI 7	WI 7	TR	126513	511136	277072	521374	28662	31
7/2019	MI 7	WI 7	TR	126846	510005	246067	521174	28778	14
7/2019	MI 7	WI 7	TR	126846	510005	246067	521246	28844	1
7/2019	MI 7	WI 7	TR	126846	510005	246067	521784	28720	2
7/2019	MI 7	WI 7	TR	127959	511136	277072	521302	28747	31
7/2019	MI 7	WI 7	TR	128295	511136	277072	521012	40226	6
7/2019	MI 7	WI 7	TR	128295	511136	277072	521034	183670	28
7/2019	MI 7	WI 7	TR	128295	511136	277072	521256	174788	56
7/2019	MI 7	WI 7	TR	128296	511136	277072	521034	183670	1
7/2019	MI 7	WI 7	TR	128321	511136	277072	521324	28794	267
7/2019	MI 7	WI 7	TR	128408	505038	153808	521266	28702	28
7/2019	MI 7	WI 7	TR	128408	511136	277072	521266	28702	562
7/2019	MI 7	WI 7	TR	128418	511136	277072	521238	28836	155
7/2019	MI 7	WI 7	TR	128423	505038	153808	521164	28842	10



VASCR351

**ANR Pipeline Company
Transportation Services
Fuel By Route Analysis**

Reporting Year: *January - December 2019*
Production *07/2019*

<u>Production Period</u>	<u>Receipt Segment</u>	<u>Delivery Segment</u>	<u>Service Class</u>	<u>Svc Req Contract</u>	<u>Receipt Location</u>	<u>Receipt Loc Prop</u>	<u>Delivery Location</u>	<u>Delivery Loc Prop</u>	<u>Fuel Quantity</u>
7/2019	MI 7	WI 7	TR	128423	505038	153808	523034	384136	14
7/2019	MI 7	WI 7	TR	128423	511136	277072	521164	28842	118
7/2019	MI 7	WI 7	TR	128423	511136	277072	521174	28778	31
7/2019	MI 7	WI 7	TR	128423	511136	277072	521186	42139	9
7/2019	MI 7	WI 7	TR	128423	511136	277072	521310	28743	94
7/2019	MI 7	WI 7	TR	128428	511136	277072	521306	28741	124
7/2019	MI 7	WI 7	TR	128429	511136	277072	521190	28825	93
7/2019	MI 7	WI 7	TR	128430	511136	277072	521164	28842	67
7/2019	MI 7	WI 7	TR	128430	511136	277072	521178	28883	180
7/2019	MI 7	WI 7	TR	128430	511136	277072	521812	40304	36
7/2019	MI 7	WI 7	TR	129655	511136	277072	521270	28676	31
7/2019	MI 7	WI 7	TR	129656	511136	277072	521270	28676	93
7/2019	MI 7	WI 7	TR	129657	511136	277072	521208	28780	31
7/2019	MI 7	WI 7	TR	129658	511136	277072	521188	28862	62
7/2019	MI 7	WI 7	TR	129659	511136	277072	521218	28865	31
7/2019	MI 7	WI 7	TR	129663	511136	277072	521758	28855	31
7/2019	MI 7	WI 7	TR	129666	511136	277072	521356	28774	62
7/2019	MI 7	WI 7	TR	129749	511136	277072	521318	28829	161
7/2019	MI 7	WI 7	TR	129750	505038	153808	521266	28702	9
7/2019	MI 7	WI 7	TR	129750	511136	277072	521012	40226	47
7/2019	MI 7	WI 7	TR	129750	511136	277072	521164	28842	46
7/2019	MI 7	WI 7	TR	129750	511136	277072	521266	28702	119
7/2019	MI 7	WI 7	TR	129750	511136	277072	521314	28661	5
7/2019	MI 7	WI 7	TR	129750	511136	277072	521336	28738	46
7/2019	MI 7	WI 7	TR	129750	511136	277072	521784	28720	53
7/2019	MI 7	WI 7	TR	129751	511136	277072	521340	28732	27
7/2019	MI 7	WI 7	TR	129751	511136	277072	521392	28730	116
7/2019	MI 7	WI 7	TR	129752	511136	277072	521164	28842	104
7/2019	MI 7	WI 7	TR	129752	511136	277072	521330	28761	51
7/2019	MI 7	WI 7	TR	129752	511136	277072	521812	40304	85
7/2019	MI 7	WI 7	TR	129753	505038	153808	521164	28842	2
7/2019	MI 7	WI 7	TR	129753	511136	277072	521164	28842	45
7/2019	MI 7	WI 7	TR	129753	511136	277072	521178	28883	26



VASCR351

**ANR Pipeline Company
Transportation Services
Fuel By Route Analysis**

Reporting Year: *January - December 2019*
Production **07/2019**

<u>Production Period</u>	<u>Receipt Segment</u>	<u>Delivery Segment</u>	<u>Service Class</u>	<u>Svc Req Contract</u>	<u>Receipt Location</u>	<u>Receipt Loc Prop</u>	<u>Delivery Location</u>	<u>Delivery Loc Prop</u>	<u>Fuel Quantity</u>
7/2019	MI 7	WI 7	TR	129753	511136	277072	521260	36867	8
7/2019	MI 7	WI 7	TR	129753	511136	277072	521266	28702	80
7/2019	MI 7	WI 7	TR	129753	511136	277072	521298	28736	79
7/2019	MI 7	WI 7	TR	129754	511136	277072	521266	28702	51
7/2019	MI 7	WI 7	TR	129754	511136	277072	521676	100052	197
7/2019	MI 7	WI 7	TR	129754	511136	277072	521784	28720	47
7/2019	MI 7	WI 7	TR	129755	511136	277072	521344	28734	93
7/2019	MI 7	WI 7	TR	129756	511136	277072	523047	444972	273
7/2019	MI 7	WI 7	TR	129761	511136	277072	521330	28761	93
7/2019	MI 7	WI 7	TR	129762	511136	277072	521372	11703	310
7/2019	MI 7	WI 7	TR	129763	505038	153808	521260	36867	22
7/2019	MI 7	WI 7	TR	129763	511136	277072	521260	36867	443
7/2019	MI 7	WI 7	TR	129764	511136	277072	523047	444972	286
7/2019	MI 7	WI 7	TR	129765	511136	277072	521198	28782	31
7/2019	MI 7	WI 7	TR	129766	511136	277072	521370	28788	253
7/2019	MI 7	WI 7	TR	129767	511136	277072	521266	28702	310
7/2019	MI 7	WI 7	TR	129768	511136	277072	521324	28794	179
7/2019	MI 7	WI 7	TR	129769	511136	277072	521326	28772	155
7/2019	MI 7	WI 7	TR	129770	511136	277072	521196	28771	31
7/2019	MI 7	WI 7	TR	129771	511136	277072	521230	28819	182
7/2019	MI 7	WI 7	TR	129772	511136	277072	521178	28883	31
7/2019	MI 7	WI 7	TR	129773	511136	277072	521374	28662	186
7/2019	MI 7	WI 7	TR	129774	505038	153808	521302	28747	8
7/2019	MI 7	WI 7	TR	129774	511136	277072	521302	28747	216
7/2019	MI 7	WI 7	TR	129775	511136	277072	521302	28747	62
7/2019	MI 7	WI 7	TR	129776	511136	277072	521322	28868	62
7/2019	MI 7	WI 7	TR	129777	505038	153808	521164	28842	11
7/2019	MI 7	WI 7	TR	129777	511136	277072	521012	40226	39
7/2019	MI 7	WI 7	TR	129777	511136	277072	521164	28842	169
7/2019	MI 7	WI 7	TR	129777	511136	277072	521266	28702	355
7/2019	MI 7	WI 7	TR	129777	511136	277072	521784	28720	14
7/2019	MI 7	WI 7	TR	129796	511136	277072	521330	28761	4
7/2019	MI 7	WI 7	TR	129796	511136	277072	521372	11703	321



VASCR351

**ANR Pipeline Company
Transportation Services
Fuel By Route Analysis**

Reporting Year: *January - December 2019*
Production **07/2019**

<u>Production Period</u>	<u>Receipt Segment</u>	<u>Delivery Segment</u>	<u>Service Class</u>	<u>Svc Req Contract</u>	<u>Receipt Location</u>	<u>Receipt Loc Prop</u>	<u>Delivery Location</u>	<u>Delivery Loc Prop</u>	<u>Fuel Quantity</u>
7/2019	MI 7	WI 7	TR	129878	511136	277072	523032	384134	2,139
7/2019	MI 7	WI 7	TR	129887	505038	153808	521172	28846	8
7/2019	MI 7	WI 7	TR	129887	511136	277072	510033	28873	156
7/2019	MI 7	WI 7	TR	129887	511136	277072	521172	28846	60
7/2019	MI 7	WI 7	TR	130317	505038	153808	521164	28842	6
7/2019	MI 7	WI 7	TR	130317	505038	153808	521174	28778	1
7/2019	MI 7	WI 7	TR	130317	505038	153808	523034	384136	6
7/2019	MI 7	WI 7	TR	130317	511136	277072	521012	40226	74
7/2019	MI 7	WI 7	TR	130317	511136	277072	521164	28842	115
7/2019	MI 7	WI 7	TR	130317	511136	277072	521174	28778	123
7/2019	MI 7	WI 7	TR	130317	511136	277072	521190	28825	54
7/2019	MI 7	WI 7	TR	130317	511136	277072	521210	28828	52
7/2019	MI 7	WI 7	TR	130317	511136	277072	521246	28844	2
7/2019	MI 7	WI 7	TR	130317	511136	277072	521260	36867	108
7/2019	MI 7	WI 7	TR	130317	511136	277072	521266	28702	153
7/2019	MI 7	WI 7	TR	130317	511136	277072	521322	28868	56
7/2019	MI 7	WI 7	TR	130317	511136	277072	521784	28720	66
7/2019	MI 7	WI 7	TR	130317	511136	277072	521812	40304	13
7/2019	MI 7	WI 7	TR	130317	511136	277072	523034	384136	203
7/2019	MI 7	WI 7	TR	130318	511136	277072	521676	100052	93
7/2019	MI 7	WI 7	TR	130319	511136	277072	521330	28761	280
7/2019	MI 7	WI 7	TR	130795	505108	243097	521164	28842	347
7/2019	MI 7	WI 7	TR	130795	505108	243097	521256	174788	288
7/2019	MI 7	WI 7	TR	130795	505108	243097	521296	139402	95
7/2019	MI 7	WI 7	TR	130795	505108	243097	521300	28739	16
7/2019	MI 7	WI 7	TR	130795	505108	243097	521306	28741	10
7/2019	MI 7	WI 7	TR	130795	505108	243097	521314	28661	1,168
7/2019	MI 7	WI 7	TR	130795	505108	243097	521650	269472	341
7/2019	MI 7	WI 7	TR	130795	505108	243097	521654	284917	1,141
7/2019	MI 7	WI 7	TR	130795	505108	243097	521784	28720	100
7/2019	MI 7	WI 7	TR	130795	505108	243097	521786	28798	69
7/2019	MI 7	WI 7	TR	130795	505108	243097	523032	384134	587
7/2019	MI 7	WI 7	TR	130795	505108	243097	523034	384136	1,565



VASCR351

ANR Pipeline Company Transportation Services Fuel By Route Analysis

Reporting Year: *January - December 2019*
Production *07/2019*

<u>Production Period</u>	<u>Receipt Segment</u>	<u>Delivery Segment</u>	<u>Service Class</u>	<u>Svc Req Contract</u>	<u>Receipt Location</u>	<u>Receipt Loc Prop</u>	<u>Delivery Location</u>	<u>Delivery Loc Prop</u>	<u>Fuel Quantity</u>
7/2019	MI 7	WI 7	TR	130795	505108	243097	523042	439345	3
7/2019	MI 7	WI 7	TR	131221	510005	246067	521174	28778	14
7/2019	MI 7	WI 7	TR	131221	510005	246067	521246	28844	3
7/2019	MI 7	WI 7	TR	131221	511136	277072	521012	40226	87
7/2019	MI 7	WI 7	TR	131221	511136	277072	521174	28778	953
7/2019	MI 7	WI 7	TR	131221	511136	277072	521246	28844	1,111
7/2019	MI 7	WI 7	TR	131221	511136	277072	521252	28779	362
7/2019	MI 7	WI 7	TR	131221	511136	277072	521260	36867	52
7/2019	MI 7	WI 7	TR	131221	511136	277072	521266	28702	59
7/2019	MI 7	WI 7	TR	131221	511136	277072	521298	28736	31
7/2019	MI 7	WI 7	TR	131221	511136	277072	521302	28747	31
7/2019	MI 7	WI 7	TR	131221	511136	277072	521314	28661	106
7/2019	MI 7	WI 7	TR	131221	511136	277072	521316	28831	50
7/2019	MI 7	WI 7	TR	131221	511136	277072	521324	28794	31
7/2019	MI 7	WI 7	TR	131221	511136	277072	521374	28662	67
7/2019	MI 7	WI 7	TR	131221	511136	277072	521610	261574	69
7/2019	MI 7	WI 7	TR	131221	511136	277072	521784	28720	854
7/2019	MI 7	WI 7	TR	131221	511136	277072	521814	36934	50
7/2019	MI 7	WI 7	TR	131221	511136	277072	521296	139402	10
7/2019	MI 7	WI 7	TR	131644	511136	277072	523034	384136	281
7/2019	MI 7	WI 7	TR	131659	511136	277072	521814	36934	86
7/2019	MI 7	WI 7	TR	131937	511136	277072	521374	28662	155
7/2019	MI 7	WI 7	TR	131939	511136	277072	521188	28862	30
7/2019	MI 7	WI 7	TR	131939	511136	277072	521246	28844	66
7/2019	MI 7	WI 7	TR	131939	511136	277072	521260	36867	13
7/2019	MI 7	WI 7	TR	131939	511136	277072	521288	28670	1
7/2019	MI 7	WI 7	TR	131939	511136	277072	521314	28661	71
7/2019	MI 7	WI 7	TR	131939	511136	277072	521328	28763	31
7/2019	MI 7	WI 7	TR	131939	511136	277072	521330	28761	31
7/2019	MI 7	WI 7	TR	131939	511136	277072	521340	28732	31
7/2019	MI 7	WI 7	TR	131939	511136	277072	521784	28720	78
7/2019	MI 7	WI 7	TR	131940	511136	277072	521164	28842	5
7/2019	MI 7	WI 7	TR	131940	511136	277072	521288	28670	323



VASCR351

ANR Pipeline Company Transportation Services Fuel By Route Analysis

Reporting Year: January - December 2019
Production 07/2019

<u>Production Period</u>	<u>Receipt Segment</u>	<u>Delivery Segment</u>	<u>Service Class</u>	<u>Svc Req. Contract</u>	<u>Receipt Location</u>	<u>Receipt Loc Prop</u>	<u>Delivery Location</u>	<u>Delivery Loc Prop</u>	<u>Fuel Quantity</u>
7/2019	MI 7	W1 7	TR	131940	511136	277072	521314	28661	100
7/2019	MI 7	W1 7	TR	131942	511136	277072	521164	28842	55
7/2019	MI 7	W1 7	TR	131942	511136	277072	521288	28670	279
7/2019	MI 7	W1 7	TR	131942	511136	277072	521314	28661	43
7/2019	MI 7	W1 7	TR	132267	511136	277072	523068	956594	51
7/2019	MI 7	W1 7	TR	132420	511136	277072	521306	28741	186
7/2019	MI 7	W1 7	TR	132421	505038	153808	521356	28774	6
7/2019	MI 7	W1 7	TR	132421	511136	277072	521356	28774	285
7/2019	MI 7	W1 7	TR	132497	511136	277072	521288	28670	1
7/2019	MI 7	W1 7	TR	132500	511136	277072	521288	28670	2
7/2019	MI 7	W1 7	TR	132504	505108	243097	521266	28702	31
7/2019	MI 7	W1 7	TR	132517	510005	246067	523032	384134	69
7/2019	MI 7	W1 7	TR	132517	510005	246067	523042	439345	69
7/2019	MI 7	W1 7	TR	132517	511136	277072	521650	269472	34
7/2019	MI 7	W1 7	TR	132521	510005	246067	521654	284917	570
7/2019	MI 7	W1 7	TR	132521	510005	246067	523032	384134	458
7/2019	MI 7	W1 7	TR	132521	510005	246067	523042	439345	604
7/2019	MI 7	W1 7	TR	132521	511136	277072	521654	284917	69
7/2019	MI 7	W1 7	TR	132544	510005	246067	521654	284917	93
7/2019	MI 7	W1 7	TR	132544	511136	277072	521256	174788	104
7/2019	MI 7	W1 7	TR	132544	511136	277072	521296	139402	69
7/2019	MI 7	W1 7	TR	132544	511136	277072	521654	284917	26
7/2019	MI 7	W1 7	TR	132544	511136	277072	523032	384134	7
7/2019	MI 7	W1 7	TR	132544	511136	277072	523042	439345	104
7/2019	MI 7	W1 7	TR	132582	511136	277072	521172	28846	16
7/2019	MI 7	W1 7	TR	132582	511136	277072	521654	284917	69
7/2019	MI 7	W1 7	TR	132582	511136	277072	521810	36869	49
7/2019	MI 7	W1 7	TR	132582	511136	277072	523034	384136	57
7/2019	MI 7	W1 7	TR	132582	523014	318733	521650	269472	35
7/2019	MI 7	W1 7	TR	132625	505108	243097	521172	28846	175
7/2019	MI 7	W1 7	TR	132626	505108	243097	521172	28846	170
7/2019	MI 7	W1 7	TR	132627	510005	246067	521266	28702	70
7/2019	MI 7	W1 7	TR	132627	510005	246067	523032	384134	175



VASCR351

**ANR Pipeline Company
Transportation Services
Fuel By Route Analysis**

Reporting Year: *January - December 2019*
Production *07/2019*

<u>Production Period</u>	<u>Receipt Segment</u>	<u>Delivery Segment</u>	<u>Service Class</u>	<u>Svc Req Contract</u>	<u>Receipt Location</u>	<u>Receipt Loc Prop</u>	<u>Delivery Location</u>	<u>Delivery Loc Prop</u>	<u>Fuel Quantity</u>
7/2019	MI 7	WI 7	TR	132628	510005	246067	523032	384134	175
7/2019	MI 7	WI 7	TR	132629	510005	246067	521266	28702	280
7/2019	MI 7	WI 7	TR	132632	511136	277072	521178	28883	310
7/2019	MI 7	WI 7	TR	132633	511136	277072	523034	384136	69
7/2019	MI 7	WI 7	TR	132634	511136	277072	523034	384136	69
7/2019	MI 7	WI 7	TR	132639	505038	153808	521314	28661	28
7/2019	MI 7	WI 7	TR	132639	511136	277072	521164	28842	26
7/2019	MI 7	WI 7	TR	132639	511136	277072	521178	28883	17
7/2019	MI 7	WI 7	TR	132639	511136	277072	521812	40304	74
7/2019	MI 7	WI 7	TR	132669	505038	153808	521654	284917	48
7/2019	MI 7	WI 7	TR	132669	511136	277072	521256	174788	360
7/2019	MI 7	WI 7	TR	132669	511136	277072	521296	139402	161
7/2019	MI 7	WI 7	TR	132669	511136	277072	521650	269472	963
7/2019	MI 7	WI 7	TR	132669	511136	277072	521654	284917	111
7/2019	MI 7	WI 7	TR	132669	511136	277072	521786	28798	69
7/2019	MI 7	WI 7	TR	132669	511136	277072	523032	384134	415
7/2019	MI 7	WI 7	TR	132669	511136	277072	523034	384136	3
7/2019	MI 7	WI 7	TR	132669	511136	277072	523042	439345	70
7/2019	MI 7	WI 7	TR	132670	505038	153808	523032	384134	47
7/2019	MI 7	WI 7	TR	132670	511136	277072	521256	174788	229
7/2019	MI 7	WI 7	TR	132670	511136	277072	521650	269472	175
7/2019	MI 7	WI 7	TR	132670	511136	277072	521654	284917	52
7/2019	MI 7	WI 7	TR	132670	511136	277072	523032	384134	1,468
7/2019	MI 7	WI 7	TR	132670	511136	277072	523034	384136	30
7/2019	MI 7	WI 7	TR	132670	511136	277072	523035	387791	44
7/2019	MI 7	WI 7	TR	132670	511136	277072	523042	439345	69
7/2019	MI 7	WI 7	TR	132675	511136	277072	521256	174788	28
7/2019	MI 7	WI 7	TR	132675	511136	277072	521296	139402	26
7/2019	MI 7	WI 7	TR	132675	511136	277072	523035	387791	26
7/2019	MI 7	WI 7	TR	132682	510005	246067	523032	384134	1
7/2019	MI 7	WI 7	TR	132682	510005	246067	523034	384136	274
7/2019	MI 7	WI 7	TR	132682	511136	277072	521164	28842	143
7/2019	MI 7	WI 7	TR	132682	511136	277072	521256	174788	104



VASCR351

ANR Pipeline Company Transportation Services Fuel By Route Analysis

Reporting Year: *January - December 2019*
Production 07/2019

<u>Production Period</u>	<u>Receipt Segment</u>	<u>Delivery Segment</u>	<u>Service Class</u>	<u>Svc Req Contract</u>	<u>Receipt Location</u>	<u>Receipt Loc Prop</u>	<u>Delivery Location</u>	<u>Delivery Loc Prop</u>	<u>Fuel Quantity</u>
7/2019	MI 7	WI 7	TR	132682	511136	277072	521314	28661	54
7/2019	MI 7	WI 7	TR	132682	511136	277072	521650	269472	14
7/2019	MI 7	WI 7	TR	132682	511136	277072	521654	284917	59
7/2019	MI 7	WI 7	TR	132682	511136	277072	523034	384136	524
7/2019	MI 7	WI 7	TR	132684	505108	243097	521256	174788	69
7/2019	MI 7	WI 7	TR	132684	505108	243097	521650	269472	69
7/2019	MI 7	WI 7	TR	132684	505108	243097	521786	28798	69
7/2019	MI 7	WI 7	TR	132684	505108	243097	523034	384136	278
7/2019	MI 7	WI 7	TR	132684	510005	246067	521654	284917	146
7/2019	MI 7	WI 7	TR	132684	510005	246067	523032	384134	55
7/2019	MI 7	WI 7	TR	132684	510005	246067	523034	384136	113
7/2019	MI 7	WI 7	TR	132684	510005	246067	523035	387791	52
7/2019	MI 7	WI 7	TR	132684	510005	246067	523042	439345	19
7/2019	MI 7	WI 7	TR	132684	511136	277072	521164	28842	69
7/2019	MI 7	WI 7	TR	132684	511136	277072	521654	284917	58
7/2019	MI 7	WI 7	TR	132684	511136	277072	523032	384134	152
7/2019	MI 7	WI 7	TR	132684	511136	277072	523034	384136	349
7/2019	MI 7	WI 7	TR	132684	511136	277072	523035	387791	87
7/2019	MI 7	WI 7	TR	132684	511136	277072	523042	439345	67
7/2019	MI 7	WI 7	TR	132685	505108	243097	523034	384136	278
7/2019	MI 7	WI 7	TR	132685	510005	246067	521654	284917	1,015
7/2019	MI 7	WI 7	TR	132685	510005	246067	523032	384134	80
7/2019	MI 7	WI 7	TR	132685	510005	246067	523034	384136	276
7/2019	MI 7	WI 7	TR	132685	511136	277072	521654	284917	432
7/2019	MI 7	WI 7	TR	132685	511136	277072	523034	384136	486
7/2019	MI 7	WI 7	TR	132686	510005	246067	523032	384134	111
7/2019	MI 7	WI 7	TR	132686	510005	246067	523042	439345	400
7/2019	MI 7	WI 7	TR	132686	511136	277072	521650	269472	50
7/2019	MI 7	WI 7	TR	132686	511136	277072	521654	284917	162
7/2019	MI 7	WI 7	TR	132686	511136	277072	523032	384134	38
7/2019	MI 7	WI 7	TR	132686	511136	277072	523034	384136	116
7/2019	MI 7	WI 7	TR	132686	511136	277072	523042	439345	719
7/2019	MI 7	WI 7	TR	132722	511136	277072	521178	28883	93



VASCR351

ANR Pipeline Company Transportation Services Fuel By Route Analysis

Reporting Year: *January - December 2019*
Production *07/2019*

<u>Production Period</u>	<u>Receipt Segment</u>	<u>Delivery Segment</u>	<u>Service Class</u>	<u>Svc Req Contract</u>	<u>Receipt Location</u>	<u>Receipt Loc Prop</u>	<u>Delivery Location</u>	<u>Delivery Loc Prop</u>	<u>Fuel Quantity</u>
7/2019	MI 7	WI 7	TR	132722	511136	277072	521300	28739	155
7/2019	MI 7	WI 7	TR	132723	511136	277072	521180	28875	62
7/2019	MI 7	WI 7	TR	132723	511136	277072	521300	28739	31
7/2019	MI 7	WI 7	TR	132724	511136	277072	521300	28739	31
7/2019	MI 7	WI 7	TR	132724	511136	277072	521794	28870	31
7/2019	MI 7	WI 7	TR	132725	511136	277072	521314	28661	155
7/2019	MI 7	WI 7	TR	132744	505108	243097	523034	384136	1,028
7/2019	MI 7	WI 7	TR	132744	511136	277072	521164	28842	173
7/2019	MI 7	WI 7	TR	132744	511136	277072	523034	384136	144
7/2019	MI 7	WI 7	TR	132806	505108	243097	521314	28661	370
7/2019	MI 7	WI 7	TR	132806	510005	246067	521164	28842	56
7/2019	MI 7	WI 7	TR	132806	510005	246067	521314	28661	705
7/2019	MI 7	WI 7	TR	132806	511136	277072	521164	28842	68
7/2019	MI 7	WI 7	TR	132806	511136	277072	521314	28661	1,168
7/2019	MI 7	WI 7	TR	132965	510005	246067	521164	28842	20
7/2019	MI 7	WI 7	TR	132965	510005	246067	521654	284917	20
7/2019	MI 7	WI 7	TR	132965	511136	277072	505597	505597	1
7/2019	MI 7	WI 7	TR	132965	511136	277072	521654	284917	7
7/2019	MI 7	WI 7	TR	132965	511136	277072	521786	28798	13
7/2019	MI 7	WI 7	TR	132965	511136	277072	523032	384134	17
7/2019	MI 7	WI 7	TR	132966	510005	246067	521164	28842	67
7/2019	MI 7	WI 7	TR	132966	510005	246067	521654	284917	36
7/2019	MI 7	WI 7	TR	132966	510005	246067	523032	384134	41
7/2019	MI 7	WI 7	TR	132966	511136	277072	521654	284917	284
7/2019	MI 7	WI 7	TR	132966	511136	277072	521786	28798	130
7/2019	MI 7	WI 7	TR	132966	511136	277072	523032	384134	160
7/2019	MI 7	WI 7	TR	132967	510005	246067	521654	284917	37
7/2019	MI 7	WI 7	TR	132967	511136	277072	521654	284917	99
7/2019	MI 7	WI 7	TR	132967	511136	277072	521786	28798	33
7/2019	MI 7	WI 7	TR	132967	511136	277072	523032	384134	33
7/2019	MI 7	WI 7	TR	132967	511136	277072	523042	439345	3
7/2019	MI 7	WI 7	TR	132984	510005	246067	521164	28842	1
7/2019	MI 7	WI 7	TR	132984	511136	277072	521650	269472	22



VASCR351

ANR Pipeline Company Transportation Services Fuel By Route Analysis

Reporting Year: *January - December 2019*
Production *07/2019*

<u>Production Period</u>	<u>Receipt Segment</u>	<u>Delivery Segment</u>	<u>Service Class</u>	<u>Svc Req Contract</u>	<u>Receipt Location</u>	<u>Receipt Loc Prop</u>	<u>Delivery Location</u>	<u>Delivery Loc Prop</u>	<u>Fuel Quantity</u>
7/2019	MI 7	W17	TR	132984	511136	277072	521654	284917	20
7/2019	MI 7	W17	TR	133011	511136	277072	521012	40226	45
7/2019	MI 7	W17	TR	133011	511136	277072	521180	28875	60
7/2019	MI 7	W17	TR	133011	511136	277072	521220	28766	75
7/2019	MI 7	W17	TR	133011	511136	277072	521240	28759	62
7/2019	MI 7	W17	TR	133011	511136	277072	521250	28841	45
7/2019	MI 7	W17	TR	133011	511136	277072	521266	28702	43
7/2019	MI 7	W17	TR	133011	511136	277072	521314	28661	183
7/2019	MI 7	W17	TR	133011	511136	277072	521322	28868	62
7/2019	MI 7	W17	TR	133011	511136	277072	521328	28763	123
7/2019	MI 7	W17	TR	133011	511136	277072	521330	28761	52
7/2019	MI 7	W17	TR	133011	511136	277072	521336	28738	37
7/2019	MI 7	W17	TR	133011	511136	277072	521350	28660	73
7/2019	MI 7	W17	TR	133011	511136	277072	521676	100052	58
7/2019	MI 7	W17	TR	133011	511136	277072	521786	28798	37
7/2019	MI 7	W17	TR	133011	511136	277072	521814	36934	145
	Segment Subtotal								78,715
7/2019	MW 5	MI 7	TR	132606	510016	5751	505108	243097	307
	Segment Subtotal								307
7/2019	MW 6	MI 7	TR	750	505014	139246	505038	153808	210
7/2019	MW 6	MI 7	TR	108985	505005	139233	505038	153808	14
7/2019	MW 6	MI 7	TR	123405	505013	139241	505038	153808	658
7/2019	MW 6	MI 7	TR	132602	521420	4602	505038	153808	199
7/2019	MW 6	MI 7	TR	132612	521482	4741	505038	153808	118
	Segment Subtotal								1,199
7/2019	MW 6	MW 6	TR	111803	505286	153727	521646	261475	196
7/2019	MW 6	MW 6	TR	132416	505286	153727	505578	1402365	354
7/2019	MW 6	MW 6	TS	109148	513104	513104	521566	12977	108
7/2019	MW 6	MW 6	TS	109171	513104	513104	521428	40193	70
7/2019	MW 6	MW 6	TS	123059	513104	513104	521424	13215	16
7/2019	MW 6	MW 6	TS	123065	513104	513104	521430	40195	74
7/2019	MW 6	MW 6	TS	123242	513104	513104	521426	40183	68

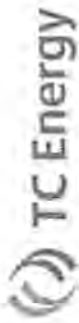


VASCR351

**ANR Pipeline Company
Transportation Services
Fuel By Route Analysis**

Reporting Year: January - December 2019
Production 07/2019

<u>Production Period</u>	<u>Receipt Segment</u>	<u>Delivery Segment</u>	<u>Service Class</u>	<u>Svc Req Contract</u>	<u>Receipt Location</u>	<u>Receipt Loc Prop</u>	<u>Delivery Location</u>	<u>Delivery Loc Prop</u>	<u>Fuel Quantity</u>
7/2019	MW 6	MW 6	TS	128874	513104	513104	521422	12976	53
7/2019	MW 6	MW 6	TS	131548	513104	513104	521524	3973	146
	Segment Subtotal								1,085
7/2019	SE 1	ME 2	TR	114655	505264	68285	521044	261572	113
7/2019	SE 1	ME 2	TR	122803	505264	68285	523073	1292823	9
	Segment Subtotal								122
7/2019	SE 1	SE 1	TR	129982	513078	766184	520010	7695	5
7/2019	SE 1	SE 1	TR	132158	511164	186900	521682	28554	72
	Segment Subtotal								77
7/2019	SE 1	SE 2	TR	118861	512196	22040	505358	345116	132
7/2019	SE 1	SE 2	TR	123658	513078	766184	523091	523091	220
7/2019	SE 1	SE 2	TR	123659	513078	766184	523091	523091	242
7/2019	SE 1	SE 2	TR	125852	513078	766184	523091	523091	246
7/2019	SE 1	SE 2	TR	131280	511164	186900	523018	322625	33
	Segment Subtotal								873
7/2019	SE 2	ME 2	TR	106309	505002	103565	521594	20666	885
7/2019	SE 2	ME 2	TR	122803	505002	103565	523073	1292823	95
7/2019	SE 2	ME 2	TR	126586	505002	103565	505606	505606	12,526
7/2019	SE 2	ME 2	TR	126586	505002	103565	521644	274229	500
7/2019	SE 2	ME 2	TR	126922	505002	103565	521612	261477	385
7/2019	SE 2	ME 2	TR	132696	505002	103565	523069	1055519	32
	Segment Subtotal								14,423
7/2019	SE 2	ME 3	TR	108031	505002	103565	521688	153708	592
7/2019	SE 2	ME 3	TR	132390	505002	103565	521626	40184	93
7/2019	SE 2	ME 3	TR	132459	505002	103565	521626	40184	31
7/2019	SE 2	ME 3	TR	132648	505002	103565	521552	16265	31
7/2019	SE 2	ME 3	TR	132650	505002	103565	505392	356048	161
7/2019	SE 2	ME 3	TR	132654	505002	103565	505392	356048	93
7/2019	SE 2	ME 3	TR	132668	505002	103565	505392	356048	155
7/2019	SE 2	ME 3	TR	132668	505002	103565	505573	1400988	117
7/2019	SE 2	ME 3	TR	132676	505002	103565	521552	16265	31



VASCR351

ANR Pipeline Company Transportation Services Fuel By Route Analysis

Reporting Year: *January - December 2019*
Production 07/2019

<u>Production Period</u>	<u>Receipt Segment</u>	<u>Delivery Segment</u>	<u>Service Class</u>	<u>Svc Req Contract</u>	<u>Receipt Location</u>	<u>Receipt Loc Prop</u>	<u>Delivery Location</u>	<u>Delivery Loc Prop</u>	<u>Fuel Quantity</u>
7/2019	SE 2	ME 3	TR	132676	505002	103565	521620	16118	217
7/2019	SE 2	ME 3	TR	132704	505002	103565	521552	16265	31
7/2019	SE 2	ME 3	TS	109138	505002	103565	505011	139239	702
7/2019	SE 2	ME 3	TS	109190	505002	103565	505009	139237	341
		Segment Subtotal							2,595
7/2019	SE 2	MI 7	TR	106310	505002	103565	505038	153808	692
7/2019	SE 2	MI 7	TR	115717	505002	103565	521054	280435	473
7/2019	SE 2	MI 7	TR	124945	505002	103565	505038	153808	80
7/2019	SE 2	MI 7	TR	124945	505002	103565	521932	138744	211
7/2019	SE 2	MI 7	TR	126922	505002	103565	505038	153808	33
7/2019	SE 2	MI 7	TR	132387	505002	103565	505038	153808	12
7/2019	SE 2	MI 7	TR	132387	505002	103565	521932	138744	236
7/2019	SE 2	MI 7	TR	132389	505002	103565	521932	138744	155
7/2019	SE 2	MI 7	TR	132392	505002	103565	505038	153808	30
7/2019	SE 2	MI 7	TR	132392	505002	103565	521118	11578	76
7/2019	SE 2	MI 7	TR	132392	505002	103565	521122	11751	31
7/2019	SE 2	MI 7	TR	132392	505002	103565	521124	11562	93
7/2019	SE 2	MI 7	TR	132392	505002	103565	521138	11680	29
7/2019	SE 2	MI 7	TR	132392	505002	103565	521142	40477	139
7/2019	SE 2	MI 7	TR	132392	505002	103565	521144	11580	46
7/2019	SE 2	MI 7	TR	132392	505002	103565	521670	40468	31
7/2019	SE 2	MI 7	TR	132392	505002	103565	521932	138744	23
7/2019	SE 2	MI 7	TR	132407	505002	103565	505038	153808	62
7/2019	SE 2	MI 7	TR	132411	505002	103565	505038	153808	186
7/2019	SE 2	MI 7	TR	132435	505002	103565	521932	138744	87
7/2019	SE 2	MI 7	TR	132452	505002	103565	505038	153808	87
7/2019	SE 2	MI 7	TR	132455	505002	103565	505038	153808	231
7/2019	SE 2	MI 7	TR	132455	505002	103565	521932	138744	93
7/2019	SE 2	MI 7	TR	132544	505002	103565	505038	153808	133
7/2019	SE 2	MI 7	TR	132544	505002	103565	523008	312117	24
7/2019	SE 2	MI 7	TR	132668	505002	103565	505020	139252	185
7/2019	SE 2	MI 7	TR	132985	505002	103565	505017	139249	2,754



VASCR351

ANR Pipeline Company Transportation Services Fuel By Route Analysis

Reporting Year: *January - December 2019*
Production *07/2019*

<u>Production Period</u>	<u>Receipt Segment</u>	<u>Delivery Segment</u>	<u>Service Class</u>	<u>Svc Req Contract</u>	<u>Receipt Location</u>	<u>Receipt Loc Prop</u>	<u>Delivery Location</u>	<u>Delivery Loc Prop</u>	<u>Fuel Quantity</u>
	Segment Subtotal								
7/2019	SE 2	SE 1	TR	115656	505002	103565	523064	766185	21
7/2019	SE 2	SE 1	TR	120575	505002	103565	505042	158587	19
7/2019	SE 2	SE 1	TR	120616	505002	103565	523075	1387567	38
7/2019	SE 2	SE 1	TR	120616	505545	1250766	523075	1387567	38
7/2019	SE 2	SE 1	TR	120616	521662	233620	523075	1387567	520
7/2019	SE 2	SE 1	TR	120716	505002	103565	521036	186899	111
7/2019	SE 2	SE 1	TR	124603	505002	103565	521036	186899	12
7/2019	SE 2	SE 1	TR	124945	505002	103565	521036	186899	128
7/2019	SE 2	SE 1	TR	124951	505002	103565	521036	186899	46
7/2019	SE 2	SE 1	TR	126586	505002	103565	523064	766185	437
7/2019	SE 2	SE 1	TR	126736	505002	103565	521036	186899	27
7/2019	SE 2	SE 1	TR	129981	505002	103565	520010	7695	4
7/2019	SE 2	SE 1	TR	129981	505002	103565	523075	1387567	552
7/2019	SE 2	SE 1	TR	129982	505002	103565	520010	7695	38
7/2019	SE 2	SE 1	TR	130009	505002	103565	523075	1387567	424
7/2019	SE 2	SE 1	TR	131279	505002	103565	521036	186899	183
7/2019	SE 2	SE 1	TR	132158	505002	103565	521682	28554	17,350
7/2019	SE 2	SE 1	TR	132453	505002	103565	521036	186899	31
	Segment Subtotal								
7/2019	SE 2	SE 2	TR	120575	505002	103565	505358	345116	24
7/2019	SE 2	SE 2	TR	120716	513075	742882	521662	233620	992
7/2019	SE 2	SE 2	TR	120969	505002	103565	523072	1261146	44
7/2019	SE 2	SE 2	TR	123309	505545	1250766	520009	10111	384
7/2019	SE 2	SE 2	TR	123659	505002	103565	523091	523091	31
7/2019	SE 2	SE 2	TR	126736	505002	103565	523018	322625	95
7/2019	SE 2	SE 2	TR	129163	505002	103565	520004	10369	2,118
7/2019	SE 2	SE 2	TR	129163	505002	103565	520006	40317	360
7/2019	SE 2	SE 2	TR	129163	505002	103565	520011	218192	751
7/2019	SE 2	SE 2	TR	129163	505002	103565	521632	42593	2,634
7/2019	SE 2	SE 2	TR	129163	505002	103565	521662	233620	1,199
7/2019	SE 2	SE 2	TR	129163	505002	103565	522130	38295	1,147



VASCR351

ANR Pipeline Company Transportation Services Fuel By Route Analysis

Reporting Year: January - December 2019
Production 07/2019

<u>Production Period</u>	<u>Receipt Segment</u>	<u>Delivery Segment</u>	<u>Service Class</u>	<u>Svc Req Contract</u>	<u>Receipt Location</u>	<u>Receipt Loc Prop</u>	<u>Delivery Location</u>	<u>Delivery Loc Prop</u>	<u>Fuel Quantity</u>
7/2019	SE 2	SE 2	TR	129163	505002	103565	523050	467240	966
7/2019	SE 2	SE 2	TR	129163	505002	103565	523092	523092	789
7/2019	SE 2	SE 2	TR	129163	505545	1250766	520004	10369	79
7/2019	SE 2	SE 2	TR	129163	505545	1250766	520006	40317	242
7/2019	SE 2	SE 2	TR	129163	505545	1250766	521632	42593	180
7/2019	SE 2	SE 2	TR	129163	505545	1250766	522130	38295	312
7/2019	SE 2	SE 2	TR	129163	505545	1250766	523050	467240	116
7/2019	SE 2	SE 2	TR	129954	505002	103565	521632	42593	6,341
7/2019	SE 2	SE 2	TR	129954	505002	103565	523063	742883	192
7/2019	SE 2	SE 2	TR	129954	505545	1250766	521632	42593	227
7/2019	SE 2	SE 2	TR	129981	505002	103565	520004	10369	162
7/2019	SE 2	SE 2	TR	129981	505002	103565	520009	10111	41
7/2019	SE 2	SE 2	TR	129981	505002	103565	520011	218192	432
7/2019	SE 2	SE 2	TR	129981	505002	103565	521632	42593	644
7/2019	SE 2	SE 2	TR	129981	505002	103565	521662	233620	254
7/2019	SE 2	SE 2	TR	129981	505545	1250766	520004	10369	5
7/2019	SE 2	SE 2	TR	129981	505545	1250766	521632	42593	332
7/2019	SE 2	SE 2	TR	129981	505545	1250766	521662	233620	2
7/2019	SE 2	SE 2	TR	129981	505545	1250766	523050	467240	29
7/2019	SE 2	SE 2	TR	129981	510023	233907	520011	218192	6
7/2019	SE 2	SE 2	TR	129981	510023	233907	521632	42593	305
7/2019	SE 2	SE 2	TR	129981	510023	233907	523050	467240	6
7/2019	SE 2	SE 2	TR	129982	505002	103565	520011	218192	64
7/2019	SE 2	SE 2	TR	129982	505002	103565	521632	42593	55
7/2019	SE 2	SE 2	TR	129982	505002	103565	523018	322625	1,021
7/2019	SE 2	SE 2	TR	129982	505545	1250766	521632	42593	297
7/2019	SE 2	SE 2	TR	129982	505545	1250766	523050	467240	29
7/2019	SE 2	SE 2	TR	129982	510023	233907	520004	10369	29
7/2019	SE 2	SE 2	TR	129982	510023	233907	521632	42593	189
7/2019	SE 2	SE 2	TR	129987	505002	103565	520009	10111	1,392
7/2019	SE 2	SE 2	TR	129987	505002	103565	520011	218192	58
7/2019	SE 2	SE 2	TR	129987	505002	103565	521632	42593	3,221
7/2019	SE 2	SE 2	TR	129987	505002	103565	521662	233620	58



VASCR351

ANR Pipeline Company Transportation Services Fuel By Route Analysis

Reporting Year: *January - December 2019*
Production 07/2019

<u>Production Period</u>	<u>Receipt Segment</u>	<u>Delivery Segment</u>	<u>Service Class</u>	<u>Svc Req Contract</u>	<u>Receipt Location</u>	<u>Receipt Loc Prop</u>	<u>Delivery Location</u>	<u>Delivery Loc Prop</u>	<u>Fuel Quantity</u>
7/2019	SE 2	SE 2	TR	129987	505002	103565	522130	38295	34
7/2019	SE 2	SE 2	TR	129987	505002	103565	523063	742883	263
7/2019	SE 2	SE 2	TR	130009	505002	103565	520009	10111	1,571
7/2019	SE 2	SE 2	TR	130009	505002	103565	521632	42593	1,825
7/2019	SE 2	SE 2	TR	130009	505002	103565	521662	233620	868
7/2019	SE 2	SE 2	TR	130071	505002	103565	520009	10111	412
7/2019	SE 2	SE 2	TR	130071	505002	103565	521632	42593	525
7/2019	SE 2	SE 2	TR	130071	505002	103565	521662	233620	605
7/2019	SE 2	SE 2	TR	131279	505002	103565	521662	233620	93
7/2019	SE 2	SE 2	TR	131279	510023	233907	520004	10369	67
7/2019	SE 2	SE 2	TR	131280	505002	103565	523018	322625	37
7/2019	SE 2	SE 2	TR	131983	505002	103565	523018	322625	1,798
7/2019	SE 2	SE 2	TR	132585	505002	103565	523091	523091	2
7/2019	SE 2	SE 2	TR	132585	510023	233907	522130	38295	1,203
7/2019	SE 2	SE 2	TR	132585	510023	233907	523018	322625	36
7/2019	SE 2	SE 2	TR	132585	510023	233907	523063	742883	57
7/2019	SE 2	SE 2	TR	132585	513075	742882	521632	42593	312
7/2019	SE 2	SE 2	TR	132585	513075	742882	522130	38295	516
7/2019	SE 2	SE 2	TR	132585	513075	742882	523018	322625	231
7/2019	SE 2	SE 2	TR	132585	513075	742882	523091	523091	79
7/2019	SE 2	SE 2	TR	132586	505545	1250766	522130	38295	42
7/2019	SE 2	SE 2	TR	132586	513075	742882	523091	523091	55
7/2019	SE 2	SE 2	TR	132593	505002	103565	521662	233620	20
7/2019	SE 2	SE 2	TR	132666	513075	742882	523091	523091	159
7/2019	SE 2	SE 2	TR	132680	505002	103565	523091	523091	91
7/2019	SE 2	SE 2	TR	132681	505002	103565	523091	523091	211
7/2019	SE 2	SE 2	TR	132681	505545	1250766	520011	218192	556
7/2019	SE 2	SE 2	TR	132681	505545	1250766	521632	42593	356
7/2019	SE 2	SE 2	TR	132681	505545	1250766	521662	233620	77
7/2019	SE 2	SE 2	TR	132681	505545	1250766	523063	742883	198
7/2019	SE 2	SE 2	TR	132681	505545	1250766	523091	523091	40
7/2019	SE 2	SE 2	TR	132681	513075	742882	521662	233620	14
									40,207

Segment Subtotal



VASCR351

ANR Pipeline Company Transportation Services Fuel By Route Analysis

Reporting Year: January - December 2019
Production 07/2019

<u>Production Period</u>	<u>Receipt Segment</u>	<u>Delivery Segment</u>	<u>Service Class</u>	<u>Svc Req Contract</u>	<u>Receipt Location</u>	<u>Receipt Loc Prop</u>	<u>Delivery Location</u>	<u>Delivery Loc Prop</u>	<u>Fuel Quantity</u>
7/2019	SE 2	W17	TR	132452	505002	103565	521610	261574	6
7/2019	SE 2	W17	TR	132455	505002	103565	521610	261574	16
	Segment Subtotal								22
7/2019	SW 1	SW 1	TR	120703	513096	1261065	523061	737783	86
7/2019	SW 1	SW 1	TR	125737	513043	438677	523076	1388911	138
7/2019	SW 1	SW 1	TR	125737	513096	1261065	523076	1388911	1,182
7/2019	SW 1	SW 1	TR	131713	510025	36981	523061	737783	3,252
7/2019	SW 1	SW 1	TR	131713	512560	185837	523061	737783	1,413
7/2019	SW 1	SW 1	TR	131713	513096	1261065	523061	737783	831
7/2019	SW 1	SW 1	TR	131753	513096	1261065	523060	736566	189
7/2019	SW 1	SW 1	TR	132348	510025	36981	523061	737783	339
7/2019	SW 1	SW 1	TR	132348	513096	1261065	523061	737783	187
7/2019	SW 1	SW 1	TR	132513	510025	36981	523061	737783	1,846
7/2019	SW 1	SW 1	TR	132513	512560	185837	523061	737783	487
7/2019	SW 1	SW 1	TR	132513	513096	1261065	523061	737783	709
	Segment Subtotal								10,659
7/2019	SW 4	ME 3	TR	110505	505003	103702	520027	295956	673
7/2019	SW 4	ME 3	TR	131440	505003	103702	521534	138745	2,324
7/2019	SW 4	ME 3	TR	131441	505003	103702	505008	139236	1,798
	Segment Subtotal								4,795
7/2019	SW 4	MI 7	TR	104404	505003	103702	505038	153808	27,507
7/2019	SW 4	MI 7	TR	108304	505003	103702	505030	139369	19,368
7/2019	SW 4	MI 7	TR	109422	505003	103702	505038	153808	2,781
7/2019	SW 4	MI 7	TR	109422	505003	103702	521118	11578	2,240
7/2019	SW 4	MI 7	TR	109511	505003	103702	521104	40849	32,290
7/2019	SW 4	MI 7	TR	110505	505003	103702	521016	4196	542
7/2019	SW 4	MI 7	TR	110505	505003	103702	521080	138675	5,044
7/2019	SW 4	MI 7	TR	110505	505003	103702	521932	138744	756
7/2019	SW 4	MI 7	TR	110506	505003	103702	521080	138675	1,813
7/2019	SW 4	MI 7	TR	110506	505003	103702	521932	138744	1,799
7/2019	SW 4	MI 7	TR	110507	505003	103702	521080	138675	620
7/2019	SW 4	MI 7	TR	110507	505003	103702	521932	138744	23



VASCR351

ANR Pipeline Company Transportation Services Fuel By Route Analysis

Reporting Year: *January - December 2019*
Production **07/2019**

<u>Production Period</u>	<u>Receipt Segment</u>	<u>Delivery Segment</u>	<u>Service Class</u>	<u>Svc Req Contract</u>	<u>Receipt Location</u>	<u>Receipt Loc Prop</u>	<u>Delivery Location</u>	<u>Delivery Loc Prop</u>	<u>Fuel Quantity</u>
7/2019	SW 4	MI 7	TR	116837	505003	103702	505108	243097	583
7/2019	SW 4	MI 7	TR	116837	505003	103702	511136	277072	432
7/2019	SW 4	MI 7	TR	116837	505003	103702	521985	278172	41
7/2019	SW 4	MI 7	TR	118861	505003	103702	511136	277072	4,585
7/2019	SW 4	MI 7	TR	120673	505003	103702	521985	278172	26
7/2019	SW 4	MI 7	TR	122067	505003	103702	521116	42078	17,914
7/2019	SW 4	MI 7	TR	122247	505003	103702	521110	11803	1,302
7/2019	SW 4	MI 7	TR	122247	505003	103702	521116	42078	18,066
7/2019	SW 4	MI 7	TR	124950	505003	103702	505038	153808	3,698
7/2019	SW 4	MI 7	TR	126266	505003	103702	505108	243097	44
7/2019	SW 4	MI 7	TR	126266	505003	103702	505541	1181282	2,225
7/2019	SW 4	MI 7	TR	126266	505003	103702	521058	282435	222
7/2019	SW 4	MI 7	TR	126266	505003	103702	521080	138675	106
7/2019	SW 4	MI 7	TR	126266	505003	103702	521116	42078	2,218
7/2019	SW 4	MI 7	TR	126266	505003	103702	521932	138744	13
7/2019	SW 4	MI 7	TR	126266	505003	103702	523014	318733	1,569
7/2019	SW 4	MI 7	TR	126266	505003	103702	505038	153808	4,654
7/2019	SW 4	MI 7	TR	126522	505003	103702	521030	282436	6,436
7/2019	SW 4	MI 7	TR	126522	505003	103702	521058	282435	334
7/2019	SW 4	MI 7	TR	126522	505003	103702	523014	318733	167
7/2019	SW 4	MI 7	TR	127117	505003	103702	521080	138675	32,233
7/2019	SW 4	MI 7	TR	128775	505003	103702	505038	153808	3,731
7/2019	SW 4	MI 7	TR	131177	505003	103702	505108	243097	1,730
7/2019	SW 4	MI 7	TR	131177	505003	103702	521634	11566	4,839
7/2019	SW 4	MI 7	TR	131644	505003	103702	521985	278172	24
7/2019	SW 4	MI 7	TR	132361	505003	103702	505038	153808	31
7/2019	SW 4	MI 7	TR	132366	505003	103702	521080	138675	20
7/2019	SW 4	MI 7	TR	132366	505003	103702	521932	138744	164
7/2019	SW 4	MI 7	TR	132402	505003	103702	505038	153808	2,210
7/2019	SW 4	MI 7	TR	132402	505003	103702	511136	277072	6,749
7/2019	SW 4	MI 7	TR	132403	505003	103702	505038	153808	2,356
7/2019	SW 4	MI 7	TR	132423	505003	103702	521016	4196	731
7/2019	SW 4	MI 7	TR	132423	505003	103702	521080	138675	693



VASCR351

ANR Pipeline Company Transportation Services Fuel By Route Analysis

Reporting Year: *January - December 2019*
Production 07/2019

<u>Production Period</u>	<u>Receipt Segment</u>	<u>Delivery Segment</u>	<u>Service Class</u>	<u>Svc Req Contract</u>	<u>Receipt Location</u>	<u>Receipt Loc Prop</u>	<u>Delivery Location</u>	<u>Delivery Loc Prop</u>	<u>Fuel Quantity</u>
7/2019	SW 4	MI 7	TR	132462	505003	103702	505038	153808	4,329
7/2019	SW 4	MI 7	TR	132466	505003	103702	521932	138744	31
7/2019	SW 4	MI 7	TR	132490	505003	103702	521932	138744	31
7/2019	SW 4	MI 7	TR	132499	505003	103702	521932	138744	31
7/2019	SW 4	MI 7	TR	132601	505003	103702	505038	153808	1,034
7/2019	SW 4	MI 7	TR	132606	505003	103702	505108	243097	8,478
7/2019	SW 4	MI 7	TR	132606	505003	103702	511136	277072	417
7/2019	SW 4	MI 7	TR	132606	505003	103702	521985	278172	3,426
7/2019	SW 4	MI 7	TR	132728	505003	103702	505038	153808	13,378
7/2019	SW 4	MI 7	TR	132728	505003	103702	521634	11566	1,773
7/2019	SW 4	MI 7	TR	132987	505003	103702	505017	139249	11,987
7/2019	SW 4	MI 7	TR	132989	505003	103702	505017	139249	10,231
7/2019	SW 4	MI 7	TR	132989	505003	103702	521116	42078	57
7/2019	SW 4	MI 7	TR	132990	505003	103702	521116	42078	992
7/2019	SW 4	MI 7	TR	132993	505003	103702	521985	278172	310
7/2019	SW 4	MI 7	TR	132994	505003	103702	521985	278172	794
7/2019	SW 4	MI 7	TR	132997	505003	103702	521932	138744	6,393
7/2019	SW 4	MI 7	TR	132998	505003	103702	505108	243097	5,440
7/2019	SW 4	MI 7	TR	132998	505003	103702	511136	277072	168
7/2019	SW 4	MI 7	TR	132998	505003	103702	521080	138675	7,285
7/2019	SW 4	MI 7	TR	133013	505003	103702	505108	243097	90
7/2019	SW 4	MI 7	TR	133013	505003	103702	511136	277072	7,965
7/2019	SW 4	MI 7	TR	133013	505003	103702	521932	138744	11,102
7/2019	SW 4	MI 7	TR	133018	505003	103702	511136	277072	60,040
7/2019	SW 4	MI 7	TR	133022	505003	103702	511136	277072	26,233
		Segment Subtotal							396,944
7/2019	SW 4	MW 5	TR	111657	505003	103702	521656	284918	2,070
7/2019	SW 4	MW 5	TR	125574	505003	103702	523079	1395865	1,914
7/2019	SW 4	MW 5	TR	126266	505003	103702	521408	12999	121
7/2019	SW 4	MW 5	TS	123146	505003	103702	521596	5227	92
7/2019	SW 4	MW 5	TS	123148	505003	103702	505015	139247	854
7/2019	SW 4	MW 5	TS	123174	505003	103702	521398	5588	62
7/2019	SW 4	MW 5	TS	123218	505003	103702	521602	5658	30



VASCR351

ANR Pipeline Company Transportation Services Fuel By Route Analysis

Reporting Year: January - December 2019
Production 07/2019

<u>Production Period</u>	<u>Receipt Segment</u>	<u>Delivery Segment</u>	<u>Service Class</u>	<u>Svc Req Contract</u>	<u>Receipt Location</u>	<u>Receipt Loc Prop</u>	<u>Delivery Location</u>	<u>Delivery Loc Prop</u>	<u>Fuel Quantity</u>
	Segment Subtotal								
7/2019	SW 4	MW 6	TR	700	505003	103702	505014	139246	5,143
7/2019	SW 4	MW 6	TR	108861	505003	103702	521498	4857	2,107
7/2019	SW 4	MW 6	TR	108986	505003	103702	505005	139233	651
7/2019	SW 4	MW 6	TR	108986	505003	103702	521658	3605	264
7/2019	SW 4	MW 6	TR	110185	505003	103702	505013	139241	1,095
7/2019	SW 4	MW 6	TR	110185	505003	103702	521086	103709	184
7/2019	SW 4	MW 6	TR	110185	505003	103702	521470	4738	4,965
7/2019	SW 4	MW 6	TR	110185	505003	103702	521482	4741	1,257
7/2019	SW 4	MW 6	TR	111803	505003	103702	521646	261475	974
7/2019	SW 4	MW 6	TR	115815	505003	103702	521438	4614	824
7/2019	SW 4	MW 6	TR	123406	505003	103702	505013	139241	4,128
7/2019	SW 4	MW 6	TR	123406	505003	103702	521434	4619	3,905
7/2019	SW 4	MW 6	TR	123406	505003	103702	521470	4738	371
7/2019	SW 4	MW 6	TR	123850	505003	103702	521428	40193	31
7/2019	SW 4	MW 6	TR	126266	505003	103702	521400	13135	964
7/2019	SW 4	MW 6	TR	126266	505003	103702	523078	1394871	165
7/2019	SW 4	MW 6	TR	126494	505003	103702	521438	4614	1,688
7/2019	SW 4	MW 6	TR	127009	505003	103702	523078	1394871	4,515
7/2019	SW 4	MW 6	TR	127009	505228	153722	523078	1394871	29,064
7/2019	SW 4	MW 6	TR	131644	505003	103702	521420	4602	2,531
7/2019	SW 4	MW 6	TR	131644	505003	103702	521434	4619	191
7/2019	SW 4	MW 6	TR	131644	505003	103702	521434	4619	531
7/2019	SW 4	MW 6	TR	131644	505003	103702	521470	4738	630
7/2019	SW 4	MW 6	TR	132416	505003	103702	505578	1402365	5,662
7/2019	SW 4	MW 6	TR	132416	505003	103702	521400	13135	174
7/2019	SW 4	MW 6	TR	132416	505003	103702	521434	4619	73
7/2019	SW 4	MW 6	TR	132416	505003	103702	521436	4561	134
7/2019	SW 4	MW 6	TR	132416	505003	103702	521482	4741	885
7/2019	SW 4	MW 6	TR	132416	505003	103702	521608	171759	58
7/2019	SW 4	MW 6	TR	132423	505003	103702	521440	4616	2,397
7/2019	SW 4	MW 6	TR	132423	511132	90017	521440	4616	1,589
7/2019	SW 4	MW 6	TR	132516	505003	103702	521434	4619	385
7/2019	SW 4	MW 6	TR	132516	505003	103702	521470	4738	323



VASCR351

ANR Pipeline Company Transportation Services Fuel By Route Analysis

Reporting Year: *January - December 2019*
Production 07/2019

<u>Production Period</u>	<u>Receipt Segment</u>	<u>Delivery Segment</u>	<u>Service Class</u>	<u>Svc Req Contract</u>	<u>Receipt Location</u>	<u>Receipt Loc Prop</u>	<u>Delivery Location</u>	<u>Delivery Loc Prop</u>	<u>Fuel Quantity</u>
7/2019	SW 4	MW 6	TR	132516	505003	103702	521482	4741	1,538
7/2019	SW 4	MW 6	TR	132703	513042	385402	521442	4607	79
7/2019	SW 4	MW 6	TR	132959	505003	103702	521420	4602	2,593
7/2019	SW 4	MW 6	TR	132990	505003	103702	521434	4619	940
7/2019	SW 4	MW 6	TR	132990	505003	103702	521506	3797	1
7/2019	SW 4	MW 6	TS	109148	505003	103702	521566	12977	211
7/2019	SW 4	MW 6	TS	109171	505003	103702	521428	40193	151
7/2019	SW 4	MW 6	TS	110863	505003	103702	521608	171759	475
7/2019	SW 4	MW 6	TS	123056	505003	103702	521504	4856	11
7/2019	SW 4	MW 6	TS	123059	505003	103702	521424	13215	22
7/2019	SW 4	MW 6	TS	123065	505003	103702	521430	40195	103
7/2019	SW 4	MW 6	TS	123147	505003	103702	505029	139367	2,017
7/2019	SW 4	MW 6	TS	123151	505003	103702	521498	4857	31
7/2019	SW 4	MW 6	TS	123214	505003	103702	521598	4564	93
7/2019	SW 4	MW 6	TS	123215	505003	103702	521494	4605	198
7/2019	SW 4	MW 6	TS	123216	505003	103702	521492	4604	31
7/2019	SW 4	MW 6	TS	123217	505003	103702	521418	12991	455
7/2019	SW 4	MW 6	TS	123222	505003	103702	521526	3969	62
7/2019	SW 4	MW 6	TS	123242	505003	103702	521426	40183	83
7/2019	SW 4	MW 6	TS	128874	505003	103702	521422	12976	70
7/2019	SW 4	MW 6	TS	131548	505003	103702	521524	3973	235
	Segment Subtotal								82,114
7/2019	SW 4	SW 1	TR	119817	505003	103702	523061	737783	49
7/2019	SW 4	SW 1	TR	120629	505003	103702	523061	737783	578
7/2019	SW 4	SW 1	TR	131713	505003	103702	523061	737783	4,057
7/2019	SW 4	SW 1	TR	131713	512486	163450	523061	737783	29
7/2019	SW 4	SW 1	TR	132348	505003	103702	523061	737783	81
7/2019	SW 4	SW 1	TR	132513	505003	103702	523061	737783	228
	Segment Subtotal								5,022
7/2019	SW 4	SW 4	TR	115706	505003	103702	521642	237023	434
7/2019	SW 4	SW 4	TR	116556	505003	103702	521020	34887	42
7/2019	SW 4	SW 4	TR	119817	505003	103702	513042	385402	134



VASCR351

ANR Pipeline Company Transportation Services Fuel By Route Analysis

Reporting Year: *January - December 2019*
Production 07/2019

<u>Production Period</u>	<u>Receipt Segment</u>	<u>Delivery Segment</u>	<u>Service Class</u>	<u>Svc Req Contract</u>	<u>Receipt Location</u>	<u>Receipt Loc Prop</u>	<u>Delivery Location</u>	<u>Delivery Loc Prop</u>	<u>Fuel Quantity</u>
7/2019	SW 4	SW 4	TR	128684	511132	90017	521020	34887	3
7/2019	SW 4	SW 4	TR	131713	505003	103702	521020	34887	53
7/2019	SW 4	SW 4	TR	132926	505003	103702	521040	234898	31
	Segment Subtotal								
7/2019	SW 4	SW 5	TR	120629	505003	103702	522116	278352	180
	Segment Subtotal								
7/2019	SW 4	WI 7	TR	800	505003	103702	505025	139257	5,074
7/2019	SW 4	WI 7	TR	800	505003	103702	521654	284917	2,520
7/2019	SW 4	WI 7	TR	5450	505003	103702	505026	139258	2,200
7/2019	SW 4	WI 7	TR	104404	505003	103702	521314	28661	17,458
7/2019	SW 4	WI 7	TR	106209	505003	103702	510033	28873	5,454
7/2019	SW 4	WI 7	TR	108268	505003	103702	505016	139248	12,922
7/2019	SW 4	WI 7	TR	110506	505003	103702	521610	261574	2,767
7/2019	SW 4	WI 7	TR	116837	505003	103702	521654	284917	208
7/2019	SW 4	WI 7	TR	117331	505003	103702	505021	139253	13,767
7/2019	SW 4	WI 7	TR	129880	505003	103702	523032	384134	25,697
7/2019	SW 4	WI 7	TR	131177	505003	103702	521164	28842	2,582
7/2019	SW 4	WI 7	TR	131177	505003	103702	521168	28834	217
7/2019	SW 4	WI 7	TR	131177	505003	103702	521176	28859	62
7/2019	SW 4	WI 7	TR	131177	505003	103702	521180	28875	31
7/2019	SW 4	WI 7	TR	131177	505003	103702	521182	28854	651
7/2019	SW 4	WI 7	TR	131177	505003	103702	521198	28782	93
7/2019	SW 4	WI 7	TR	131177	505003	103702	521200	28679	31
7/2019	SW 4	WI 7	TR	131177	505003	103702	521208	28780	403
7/2019	SW 4	WI 7	TR	131177	505003	103702	521212	28882	248
7/2019	SW 4	WI 7	TR	131177	505003	103702	521214	40197	403
7/2019	SW 4	WI 7	TR	131177	505003	103702	521302	28747	62
7/2019	SW 4	WI 7	TR	131177	505003	103702	521316	28831	124
7/2019	SW 4	WI 7	TR	131177	505003	103702	521324	28794	310
7/2019	SW 4	WI 7	TR	131177	505003	103702	521344	28734	62
7/2019	SW 4	WI 7	TR	131177	505003	103702	521356	28774	527
7/2019	SW 4	WI 7	TR	131177	505003	103702	521374	28662	62



VASCR351

ANR Pipeline Company Transportation Services Fuel By Route Analysis

Prepared: 2/19/2020 3:28:04PM
Page 571 of 966

Reporting Year: January - December 2019
Production 07/2019

<u>Production Period</u>	<u>Receipt Segment</u>	<u>Delivery Segment</u>	<u>Service Class</u>	<u>Svc Req Contract</u>	<u>Receipt Location</u>	<u>Receipt Loc Prop</u>	<u>Delivery Location</u>	<u>Delivery Loc Prop</u>	<u>Fuel Quantity</u>
7/2019	SW 4	WI 7	TR	131177	505003	103702	521384	174789	31
7/2019	SW 4	WI 7	TR	131177	505003	103702	523034	384136	55,275
7/2019	SW 4	WI 7	TR	131177	505003	103702	523035	387791	25,823
7/2019	SW 4	WI 7	TR	131644	505003	103702	521012	40226	2,573
7/2019	SW 4	WI 7	TR	131644	505003	103702	521164	28842	2,769
7/2019	SW 4	WI 7	TR	131644	505003	103702	521314	28661	1,262
7/2019	SW 4	WI 7	TR	131644	505003	103702	521322	28868	1
7/2019	SW 4	WI 7	TR	131644	505003	103702	523032	384134	339
7/2019	SW 4	WI 7	TR	131644	505003	103702	523034	384136	15,845
7/2019	SW 4	WI 7	TR	132402	505003	103702	523034	384136	3,281
7/2019	SW 4	WI 7	TR	132471	505003	103702	521314	28661	19,000
7/2019	SW 4	WI 7	TR	132679	505003	103702	521246	28844	3,418
7/2019	SW 4	WI 7	TR	132703	513042	385402	521164	28842	3
7/2019	SW 4	WI 7	TR	132703	513042	385402	521246	28844	30
7/2019	SW 4	WI 7	TR	132728	505003	103702	521296	139402	834
7/2019	SW 4	WI 7	TR	132728	505003	103702	521650	269472	3,753
7/2019	SW 4	WI 7	TR	132728	505003	103702	523032	384134	207
7/2019	SW 4	WI 7	TR	132995	505003	103702	505437	395744	6,354
7/2019	SW 4	WI 7	TR	132996	505003	103702	505437	395744	6,354
7/2019	SW 4	WI 7	TS	123061	505003	103702	521396	150407	196
7/2019	SW 4	WI 7	TS	123220	505003	103702	521392	28730	864
	Segment Subtotal								242,147
7/2019	WI 7	MI 7	TR	106211	510033	28873	505038	153808	899
7/2019	WI 7	MI 7	TR	110904	521654	284917	505038	153808	356
7/2019	WI 7	MI 7	TR	111200	521654	284917	505038	153808	49
7/2019	WI 7	MI 7	TR	111730	523034	384136	505038	153808	10
7/2019	WI 7	MI 7	TR	111813	521654	284917	505038	153808	362
7/2019	WI 7	MI 7	TR	113239	510006	28808	505038	153808	265
7/2019	WI 7	MI 7	TR	117338	521262	36868	505038	153808	62
7/2019	WI 7	MI 7	TR	117354	521262	36868	505038	153808	14
7/2019	WI 7	MI 7	TR	117358	505021	139253	505038	153808	896
7/2019	WI 7	MI 7	TR	120571	510041	11661	505038	153808	10,788
7/2019	WI 7	MI 7	TR	128295	510033	28873	521014	153852	3



VASCR351

ANR Pipeline Company Transportation Services Fuel By Route Analysis

Reporting Year: January - December 2019
Production 07/2019

<u>Production Period</u>	<u>Receipt Segment</u>	<u>Delivery Segment</u>	<u>Service Class</u>	<u>Svc Req Contract</u>	<u>Receipt Location</u>	<u>Receipt Loc Prop</u>	<u>Delivery Location</u>	<u>Delivery Loc Prop</u>	<u>Fuel Quantity</u>
7/2019	W17	MI 7	TR	128295	510033	28873	521624	4375	18
7/2019	W17	MI 7	TR	128295	510033	28873	521985	278172	614
7/2019	W17	MI 7	TR	128296	510033	28873	511136	277072	63
7/2019	W17	MI 7	TR	128296	510033	28873	521014	153852	32
7/2019	W17	MI 7	TR	128296	510033	28873	521985	278172	974
7/2019	W17	MI 7	TR	129399	510033	28873	511136	277072	380
7/2019	W17	MI 7	TR	129887	510033	28873	505038	153808	140
7/2019	W17	MI 7	TR	129887	521172	28846	505038	153808	370
7/2019	W17	MI 7	TR	131221	510041	11661	521690	40892	30
7/2019	W17	MI 7	TR	132401	513127	513127	505038	153808	15
7/2019	W17	MI 7	TR	132509	513129	513129	505108	243097	170
7/2019	W17	MI 7	TR	132544	510033	28873	521985	278172	1,665
7/2019	W17	MI 7	TR	132595	510006	28808	505038	153808	704
7/2019	W17	MI 7	TR	132663	510006	28808	505038	153808	291
7/2019	W17	MI 7	TR	132663	510006	28808	505108	243097	21
7/2019	W17	MI 7	TR	132663	510006	28808	505541	1181282	431
7/2019	W17	MI 7	TR	132663	510006	28808	521058	282435	147
7/2019	W17	MI 7	TR	132663	510006	28808	521634	11566	63
7/2019	W17	MI 7	TR	132663	510006	28808	523014	318733	197
7/2019	W17	MI 7	TR	132684	505597	505597	511136	277072	72
7/2019	W17	MI 7	TR	132684	505597	505597	521985	278172	192
7/2019	W17	MI 7	TR	132684	510006	28808	521932	138744	56
7/2019	W17	MI 7	TR	132684	510006	28808	521985	278172	13
7/2019	W17	MI 7	TR	132685	510006	28808	521985	278172	65
7/2019	W17	MI 7	TR	132686	510033	28873	521985	278172	34
7/2019	W17	MI 7	TS	121185	523034	384136	505038	153808	50
		Segment Subtotal							20,511
7/2019	W17	W17	TR	107879	510033	28873	505023	139255	26
7/2019	W17	W17	TR	110904	510006	28808	505025	139257	2
7/2019	W17	W17	TR	110904	510006	28808	521812	40304	59
7/2019	W17	W17	TR	110905	510006	28808	521812	40304	482
7/2019	W17	W17	TR	111730	523034	384136	521256	174788	83
7/2019	W17	W17	TR	112565	523032	384134	521650	269472	258



VASCR351

**ANR Pipeline Company
Transportation Services
Fuel By Route Analysis**

Reporting Year: January - December 2019
Production 07/2019

<u>Production Period</u>	<u>Receipt Segment</u>	<u>Delivery Segment</u>	<u>Service Class</u>	<u>Svc Req Contract</u>	<u>Receipt Location</u>	<u>Receipt Loc Prop</u>	<u>Delivery Location</u>	<u>Delivery Loc Prop</u>	<u>Fuel Quantity</u>
7/2019	W17	W17	TR	113239	510006	28808	505025	139257	1
7/2019	W17	W17	TR	113884	510033	28873	521178	28883	247
7/2019	W17	W17	TR	113922	510033	28873	521190	28825	81
7/2019	W17	W17	TR	113922	510033	28873	521676	100052	153
7/2019	W17	W17	TR	113987	510033	28873	521178	28883	434
7/2019	W17	W17	TR	117332	510006	28808	505021	139253	1,486
7/2019	W17	W17	TR	122248	510033	28873	521108	11702	4,495
7/2019	W17	W17	TR	126181	523034	384136	521256	174788	59
7/2019	W17	W17	TR	126181	523034	384136	521258	265372	59
7/2019	W17	W17	TR	126181	523034	384136	521786	28798	42
7/2019	W17	W17	TR	128295	510033	28873	521012	40226	40
7/2019	W17	W17	TR	128295	510033	28873	521034	183670	421
7/2019	W17	W17	TR	128295	510033	28873	521164	28842	377
7/2019	W17	W17	TR	128295	510033	28873	521252	28779	52
7/2019	W17	W17	TR	128295	510033	28873	521610	261574	183
7/2019	W17	W17	TR	128295	510033	28873	523034	384136	975
7/2019	W17	W17	TR	128296	510033	28873	521034	183670	450
7/2019	W17	W17	TR	128296	510033	28873	521164	28842	104
7/2019	W17	W17	TR	128296	510033	28873	521252	28779	1
7/2019	W17	W17	TR	128296	510033	28873	523034	384136	512
7/2019	W17	W17	TR	128296	510041	11661	521252	28779	31
7/2019	W17	W17	TR	128423	510033	28873	521178	28883	713
7/2019	W17	W17	TR	129753	513130	513130	521260	36867	53
7/2019	W17	W17	TR	129777	510033	28873	521174	28778	10
7/2019	W17	W17	TR	129777	510033	28873	521322	28868	192
7/2019	W17	W17	TR	129777	510033	28873	521676	100052	548
7/2019	W17	W17	TR	129887	510033	28873	521172	28846	63
7/2019	W17	W17	TR	130317	510033	28873	521174	28778	134
7/2019	W17	W17	TR	130317	510033	28873	521178	28883	769
7/2019	W17	W17	TR	130317	510033	28873	521190	28825	47
7/2019	W17	W17	TR	130317	510033	28873	521302	28747	344
7/2019	W17	W17	TR	130795	505597	505597	521314	28661	30
7/2019	W17	W17	TR	130795	505597	505597	523034	384136	251



VASCR351

ANR Pipeline Company Transportation Services Fuel By Route Analysis

Reporting Year: *January - December 2019*
Production 07/2019

<u>Production Period</u>	<u>Receipt Segment</u>	<u>Delivery Segment</u>	<u>Service Class</u>	<u>Svc Reg Contract</u>	<u>Receipt Location</u>	<u>Receipt Loc Prop</u>	<u>Delivery Location</u>	<u>Delivery Loc Prop</u>	<u>Fuel Quantity</u>
7/2019	W17	W17	TR	130795	510006	28808	521164	28842	22
7/2019	W17	W17	TR	130795	510006	28808	521314	28661	118
7/2019	W17	W17	TR	130795	510006	28808	521650	269472	21
7/2019	W17	W17	TR	130795	510006	28808	521784	28720	16
7/2019	W17	W17	TR	130795	510033	28873	521164	28842	3
7/2019	W17	W17	TR	130795	510033	28873	521260	36867	16
7/2019	W17	W17	TR	130795	510033	28873	521288	28670	94
7/2019	W17	W17	TR	130795	510033	28873	521306	28741	143
7/2019	W17	W17	TR	130795	510033	28873	521314	28661	415
7/2019	W17	W17	TR	130795	510033	28873	521650	269472	841
7/2019	W17	W17	TR	130795	510033	28873	521784	28720	3
7/2019	W17	W17	TR	130795	510041	11661	521296	139402	69
7/2019	W17	W17	TR	130795	510041	11661	521314	28661	147
7/2019	W17	W17	TR	130795	510041	11661	521650	269472	128
7/2019	W17	W17	TR	130795	510041	11661	521654	284917	33
7/2019	W17	W17	TR	130795	510041	11661	523032	384134	35
7/2019	W17	W17	TR	131221	510033	28873	521012	40226	25
7/2019	W17	W17	TR	131221	510033	28873	521168	28834	31
7/2019	W17	W17	TR	131221	510033	28873	521172	28846	1,304
7/2019	W17	W17	TR	131221	510033	28873	521174	28778	2,054
7/2019	W17	W17	TR	131221	510033	28873	521188	28862	186
7/2019	W17	W17	TR	131221	510033	28873	521218	28865	31
7/2019	W17	W17	TR	131221	510033	28873	521240	28759	31
7/2019	W17	W17	TR	131221	510033	28873	521246	28844	195
7/2019	W17	W17	TR	131221	510033	28873	521252	28779	85
7/2019	W17	W17	TR	131221	510033	28873	521260	36867	10
7/2019	W17	W17	TR	131221	510033	28873	521314	28661	22
7/2019	W17	W17	TR	131221	510033	28873	521784	28720	84
7/2019	W17	W17	TR	131221	510041	11661	521012	40226	5
7/2019	W17	W17	TR	131221	510041	11661	521246	28844	49
7/2019	W17	W17	TR	131221	510041	11661	521252	28779	17
7/2019	W17	W17	TR	131221	510041	11661	521784	28720	36
7/2019	W17	W17	TR	131642	510006	28808	523042	439345	18



VASCR351

**ANR Pipeline Company
Transportation Services
Fuel By Route Analysis**

Reporting Year: *January - December 2019*
Production **07/2019**

<u>Production Period</u>	<u>Receipt Segment</u>	<u>Delivery Segment</u>	<u>Service Class</u>	<u>Svc Req Contract</u>	<u>Receipt Location</u>	<u>Receipt Loc Prop</u>	<u>Delivery Location</u>	<u>Delivery Loc Prop</u>	<u>Fuel Quantity</u>
7/2019	W17	W17	TR	131644	505597	505597	521314	28661	254
7/2019	W17	W17	TR	131644	510006	28808	521164	28842	55
7/2019	W17	W17	TR	131644	510006	28808	521260	36867	406
7/2019	W17	W17	TR	131644	510006	28808	521314	28661	54
7/2019	W17	W17	TR	131644	510006	28808	521650	269472	6
7/2019	W17	W17	TR	131644	510006	28808	521654	284917	727
7/2019	W17	W17	TR	131644	510006	28808	521812	40304	406
7/2019	W17	W17	TR	131644	510006	28808	523032	384134	1,014
7/2019	W17	W17	TR	131644	510033	28873	521260	36867	28
7/2019	W17	W17	TR	131644	510033	28873	521296	139402	34
7/2019	W17	W17	TR	131644	510033	28873	521314	28661	480
7/2019	W17	W17	TR	131644	510033	28873	521322	28868	434
7/2019	W17	W17	TR	131644	510033	28873	521650	269472	475
7/2019	W17	W17	TR	131644	510033	28873	521812	40304	28
7/2019	W17	W17	TR	131644	510033	28873	523032	384134	34
7/2019	W17	W17	TR	131644	510033	28873	523034	384136	3
7/2019	W17	W17	TR	131644	510041	11661	521314	28661	763
7/2019	W17	W17	TR	131644	510041	11661	523034	384136	50
7/2019	W17	W17	TR	131940	510006	28808	521288	28670	103
7/2019	W17	W17	TR	131940	510041	11661	521164	28842	4
7/2019	W17	W17	TR	131940	510041	11661	521288	28670	38
7/2019	W17	W17	TR	131940	510041	11661	521314	28661	71
7/2019	W17	W17	TR	131940	513127	513127	521164	28842	2
7/2019	W17	W17	TR	131942	510006	28808	521288	28670	52
7/2019	W17	W17	TR	131942	510041	11661	521164	28842	1
7/2019	W17	W17	TR	131942	510041	11661	521314	28661	2
7/2019	W17	W17	TR	131942	513127	513127	521164	28842	2
7/2019	W17	W17	TR	131992	510041	11661	521610	261574	149
7/2019	W17	W17	TR	132083	510041	11661	521256	174788	24
7/2019	W17	W17	TR	132245	510041	11661	521012	40226	57
7/2019	W17	W17	TR	132245	510041	11661	521252	28779	189
7/2019	W17	W17	TR	132245	510041	11661	521610	261574	15
7/2019	W17	W17	TR	132402	510006	28808	523034	384136	1,616

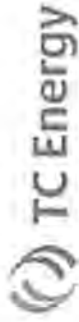


VASCR351

ANR Pipeline Company Transportation Services Fuel By Route Analysis

Reporting Year: *January - December 2019*
Production 07/2019

<u>Production Period</u>	<u>Receipt Segment</u>	<u>Delivery Segment</u>	<u>Service Class</u>	<u>Svc Req Contract</u>	<u>Receipt Location</u>	<u>Receipt Loc Prop</u>	<u>Delivery Location</u>	<u>Delivery Loc Prop</u>	<u>Fuel Quantity</u>
7/2019	WI 7	WI 7	TR	132500	513127	513127	521164	28842	29
7/2019	WI 7	WI 7	TR	132544	510033	28873	521650	269472	35
7/2019	WI 7	WI 7	TR	132544	510033	28873	521654	284917	248
7/2019	WI 7	WI 7	TR	132544	510033	28873	523032	384134	1,606
7/2019	WI 7	WI 7	TR	132544	510033	28873	523034	384136	104
7/2019	WI 7	WI 7	TR	132544	510033	28873	523042	439345	1,432
7/2019	WI 7	WI 7	TR	132582	510033	28873	521012	40226	101
7/2019	WI 7	WI 7	TR	132582	510033	28873	521172	28846	164
7/2019	WI 7	WI 7	TR	132582	510033	28873	521178	28883	11
7/2019	WI 7	WI 7	TR	132582	510033	28873	521180	28875	140
7/2019	WI 7	WI 7	TR	132582	510033	28873	521188	28862	32
7/2019	WI 7	WI 7	TR	132582	510033	28873	521198	28782	63
7/2019	WI 7	WI 7	TR	132582	510033	28873	521200	28679	30
7/2019	WI 7	WI 7	TR	132582	510033	28873	521204	28672	160
7/2019	WI 7	WI 7	TR	132582	510033	28873	521210	28828	150
7/2019	WI 7	WI 7	TR	132582	510033	28873	521240	28759	123
7/2019	WI 7	WI 7	TR	132582	510033	28873	521246	28844	23
7/2019	WI 7	WI 7	TR	132582	510033	28873	521250	28841	154
7/2019	WI 7	WI 7	TR	132582	510033	28873	521292	28806	31
7/2019	WI 7	WI 7	TR	132582	510033	28873	521394	36936	28
7/2019	WI 7	WI 7	TR	132582	510033	28873	521810	36869	51
7/2019	WI 7	WI 7	TR	132582	510033	28873	523034	384136	25
7/2019	WI 7	WI 7	TR	132639	510033	28873	521174	28778	234
7/2019	WI 7	WI 7	TR	132639	510033	28873	521176	28859	217
7/2019	WI 7	WI 7	TR	132639	510033	28873	521178	28883	641
7/2019	WI 7	WI 7	TR	132639	510033	28873	521180	28875	206
7/2019	WI 7	WI 7	TR	132639	510033	28873	521186	42139	64
7/2019	WI 7	WI 7	TR	132639	510033	28873	521196	28771	155
7/2019	WI 7	WI 7	TR	132639	510033	28873	521218	28865	217
7/2019	WI 7	WI 7	TR	132639	510033	28873	521240	28759	310
7/2019	WI 7	WI 7	TR	132639	510033	28873	521260	36867	1,634
7/2019	WI 7	WI 7	TR	132639	510033	28873	521302	28747	309
7/2019	WI 7	WI 7	TR	132639	510033	28873	521812	40304	70



VASCR351

**ANR Pipeline Company
Transportation Services
Fuel By Route Analysis**

Reporting Year: *January - December 2019*
Production **07/2019**

<u>Production Period</u>	<u>Receipt Segment</u>	<u>Delivery Segment</u>	<u>Service Class</u>	<u>Svc Req Contract</u>	<u>Receipt Location</u>	<u>Receipt Loc Prop</u>	<u>Delivery Location</u>	<u>Delivery Loc Prop</u>	<u>Fuel Quantity</u>
7/2019	W17	W17	TR	132669	510041	11661	521296	139402	105
7/2019	W17	W17	TR	132669	510041	11661	521650	269472	151
7/2019	W17	W17	TR	132669	510041	11661	523032	384134	119
7/2019	W17	W17	TR	132669	510041	11661	523034	384136	115
7/2019	W17	W17	TR	132682	505597	505597	523034	384136	216
7/2019	W17	W17	TR	132682	510006	28808	521164	28842	10
7/2019	W17	W17	TR	132682	510006	28808	521650	269472	69
7/2019	W17	W17	TR	132682	510006	28808	521654	284917	2,008
7/2019	W17	W17	TR	132682	510041	11661	521654	284917	38
7/2019	W17	W17	TR	132682	510041	11661	523034	384136	69
7/2019	W17	W17	TR	132684	505597	505597	521178	28883	56
7/2019	W17	W17	TR	132684	505597	505597	521322	28868	14
7/2019	W17	W17	TR	132684	505597	505597	523034	384136	67
7/2019	W17	W17	TR	132684	505597	505597	523042	439345	87
7/2019	W17	W17	TR	132684	510006	28808	521654	284917	138
7/2019	W17	W17	TR	132684	510041	11661	521654	284917	52
7/2019	W17	W17	TR	132684	510041	11661	523034	384136	43
7/2019	W17	W17	TR	132684	510041	11661	523042	439345	31
7/2019	W17	W17	TR	132685	505597	505597	521654	284917	147
7/2019	W17	W17	TR	132685	505597	505597	523034	384136	82
7/2019	W17	W17	TR	132685	510006	28808	521654	284917	152
7/2019	W17	W17	TR	132685	510006	28808	523032	384134	25
7/2019	W17	W17	TR	132685	510006	28808	523034	384136	19
7/2019	W17	W17	TR	132685	510041	11661	523034	384136	278
7/2019	W17	W17	TR	132686	505597	505597	523032	384134	24
7/2019	W17	W17	TR	132686	505597	505597	523042	439345	43
7/2019	W17	W17	TR	132686	510006	28808	523032	384134	357
7/2019	W17	W17	TR	132686	510006	28808	523042	439345	21
7/2019	W17	W17	TR	132686	510033	28873	521650	269472	19
7/2019	W17	W17	TR	132686	510033	28873	521654	284917	24
7/2019	W17	W17	TR	132686	510033	28873	523032	384134	19
7/2019	W17	W17	TR	132686	510033	28873	523034	384136	19
7/2019	W17	W17	TR	132686	510033	28873	523042	439345	486



VASCR351

**ANR Pipeline Company
Transportation Services
Fuel By Route Analysis**

Reporting Year: January - December 2019
Production 07/2019

<u>Production Period</u>	<u>Receipt Segment</u>	<u>Delivery Segment</u>	<u>Service Class</u>	<u>Svc Req Contract</u>	<u>Receipt Location</u>	<u>Receipt Loc Prop</u>	<u>Delivery Location</u>	<u>Delivery Loc Prop</u>	<u>Fuel Quantity</u>
7/2019	W17	W17	TR	132686	510041	11661	523035	387791	13
7/2019	W17	W17	TR	132686	510041	11661	523042	439345	23
7/2019	W17	W17	TR	132744	510041	11661	523034	384136	49
7/2019	W17	W17	TR	132806	510041	11661	521314	28661	120
7/2019	W17	W17	TR	132966	505597	505597	521256	174788	7
7/2019	W17	W17	TR	132967	510041	11661	521654	284917	12
7/2019	W17	W17	TR	132984	505597	505597	521654	284917	44
7/2019	W17	W17	TR	132984	510006	28808	521164	28842	139
7/2019	W17	W17	TR	132984	510041	11661	521256	174788	70
7/2019	W17	W17	TR	132984	510041	11661	521654	284917	99
7/2019	W17	W17	TR	132984	510041	11661	523032	384134	27
7/2019	W17	W17	TR	133012	510041	11661	523034	384136	105
Segment Subtotal									42,738
Total for 07/2019									1,730,975



VASCR351

ANR Pipeline Company Transportation Services Fuel By Route Analysis

Reporting Year: *January - December 2019*
Production 08/2019

<u>Production Period</u>	<u>Receipt Segment</u>	<u>Delivery Segment</u>	<u>Service Class</u>	<u>Svc Req Contract</u>	<u>Receipt Location</u>	<u>Receipt Loc Prop</u>	<u>Delivery Location</u>	<u>Delivery Loc Prop</u>	<u>Fuel Quantity</u>
8/2019	ME 2	ME 2	TR	104491	513084	803184	521982	283195	61
8/2019	ME 2	ME 2	TR	114655	505226	153719	521044	261572	269
8/2019	ME 2	ME 2	TR	114655	513062	490940	521044	261572	6,158
8/2019	ME 2	ME 2	TR	114656	505226	153719	521644	274229	307
8/2019	ME 2	ME 2	TR	114656	513062	490940	521644	274229	5,668
8/2019	ME 2	ME 2	TR	124160	513090	927982	505606	505606	155
8/2019	ME 2	ME 2	TR	124160	513090	927982	523054	490941	57
8/2019	ME 2	ME 2	TR	126586	505226	153719	505606	505606	14
8/2019	ME 2	ME 2	TR	126586	513062	490940	505606	505606	2,731
8/2019	ME 2	ME 2	TR	129483	513084	803184	521536	20046	273
8/2019	ME 2	ME 2	TR	130590	513084	803184	523069	1055519	94
8/2019	ME 2	ME 2	TR	132584	513090	927982	521660	153751	2,759
8/2019	ME 2	ME 2	TR	132585	513090	927982	505606	505606	1,671
8/2019	ME 2	ME 2	TR	132585	513090	927982	521044	261572	184
8/2019	ME 2	ME 2	TR	132586	513090	927982	505606	505606	324
8/2019	ME 2	ME 2	TR	132586	513090	927982	521644	274229	401
8/2019	ME 2	ME 2	TR	132590	513083	803183	505606	505606	4
8/2019	ME 2	ME 2	TR	132590	513084	803184	505606	505606	1,005
8/2019	ME 2	ME 2	TR	132590	513084	803184	521660	153751	180
8/2019	ME 2	ME 2	TR	132590	513084	803184	523054	490941	1,402
8/2019	ME 2	ME 2	TR	132593	513084	803184	505606	505606	31
8/2019	ME 2	ME 2	TR	132594	513084	803184	505606	505606	3
8/2019	ME 2	ME 2	TR	132696	513084	803184	523069	1055519	21
8/2019	ME 2	ME 2	TR	132696	513084	803184	523083	1402187	1,046
	Segment Subtotal								24,818
8/2019	ME 2	ME 3	TR	132635	513084	803184	521552	16265	93
8/2019	ME 2	ME 3	TR	132666	513090	927982	505564	1389346	12
8/2019	ME 2	ME 3	TS	123081	513084	803184	521568	4280	31
	Segment Subtotal								136
8/2019	ME 2	MI 7	TR	106308	521594	20666	505038	153808	105
	Segment Subtotal								105
8/2019	ME 3	ME 3	TR	115126	505227	153721	505564	1389346	159



VASCR351

ANR Pipeline Company Transportation Services Fuel By Route Analysis

Reporting Year: January - December 2019
Production 08/2019

<u>Production Period</u>	<u>Receipt Segment</u>	<u>Delivery Segment</u>	<u>Service Class</u>	<u>Svc Req Contract</u>	<u>Receipt Location</u>	<u>Receipt Loc Prop</u>	<u>Delivery Location</u>	<u>Delivery Loc Prop</u>	<u>Fuel Quantity</u>
8/2019	ME 3	ME 3	TR	118863	505227	153721	521986	277052	285
8/2019	ME 3	ME 3	TR	126846	513126	1389630	521572	40455	72
8/2019	ME 3	ME 3	TR	126846	513126	1389630	521626	40184	827
8/2019	ME 3	ME 3	TR	128295	513085	742252	521066	40462	464
8/2019	ME 3	ME 3	TR	128295	513085	742252	521092	4475	765
8/2019	ME 3	ME 3	TR	128295	513085	742252	521528	4351	61
8/2019	ME 3	ME 3	TR	128295	513085	742252	521530	4274	12
8/2019	ME 3	ME 3	TR	128295	513085	742252	521572	40455	353
8/2019	ME 3	ME 3	TR	128295	513085	742252	521576	40189	7
8/2019	ME 3	ME 3	TR	128295	513085	742252	521626	40184	123
8/2019	ME 3	ME 3	TR	128295	513105	513105	520005	15672	195
8/2019	ME 3	ME 3	TR	128295	513105	513105	521528	4351	99
8/2019	ME 3	ME 3	TR	128295	513105	513105	521572	40455	118
8/2019	ME 3	ME 3	TR	128295	513105	513105	521576	40189	3
8/2019	ME 3	ME 3	TR	128295	513105	513105	521620	16118	6
8/2019	ME 3	ME 3	TR	128295	513105	513105	521626	40184	1,780
8/2019	ME 3	ME 3	TR	128295	513105	513105	523006	314730	52
8/2019	ME 3	ME 3	TR	128295	513126	1389630	521092	4475	302
8/2019	ME 3	ME 3	TR	128295	513126	1389630	521528	4351	133
8/2019	ME 3	ME 3	TR	128295	513126	1389630	521572	40455	604
8/2019	ME 3	ME 3	TR	128295	513126	1389630	521576	40189	6
8/2019	ME 3	ME 3	TR	128295	513126	1389630	521620	16118	1
8/2019	ME 3	ME 3	TR	128295	513126	1389630	521626	40184	136
8/2019	ME 3	ME 3	TR	128296	513085	742252	521066	40462	438
8/2019	ME 3	ME 3	TR	128296	513085	742252	521092	4475	571
8/2019	ME 3	ME 3	TR	128296	513085	742252	521528	4351	1
8/2019	ME 3	ME 3	TR	128296	513085	742252	521530	4274	10
8/2019	ME 3	ME 3	TR	128296	513085	742252	521576	40189	15
8/2019	ME 3	ME 3	TR	128296	513085	742252	521626	40184	66
8/2019	ME 3	ME 3	TR	128296	513105	513105	523006	314730	154
8/2019	ME 3	ME 3	TR	128709	513085	742252	520028	295957	39
8/2019	ME 3	ME 3	TR	128710	513085	742252	520028	295957	7
8/2019	ME 3	ME 3	TR	129337	513125	1387755	521986	277052	157



VASCR351

**ANR Pipeline Company
Transportation Services
Fuel By Route Analysis**

Reporting Year: *January - December 2019*
Production 08/2019

<u>Production Period</u>	<u>Receipt Segment</u>	<u>Delivery Segment</u>	<u>Service Class</u>	<u>Svc Req Contract</u>	<u>Receipt Location</u>	<u>Receipt Loc Prop</u>	<u>Delivery Location</u>	<u>Delivery Loc Prop</u>	<u>Fuel Quantity</u>
8/2019	ME 3	ME 3	TR	130527	505227	153721	523006	314730	205
8/2019	ME 3	ME 3	TR	130775	505012	139240	520005	15672	161
8/2019	ME 3	ME 3	TR	130775	505012	139240	523006	314730	137
8/2019	ME 3	ME 3	TR	130775	510008	38224	523006	314730	94
8/2019	ME 3	ME 3	TR	130775	510009	138660	523006	314730	108
8/2019	ME 3	ME 3	TR	130775	513085	742252	505012	139240	2,266
8/2019	ME 3	ME 3	TR	130775	513085	742252	520005	15672	723
8/2019	ME 3	ME 3	TR	130775	513085	742252	521010	40186	688
8/2019	ME 3	ME 3	TR	130775	513085	742252	523006	314730	279
8/2019	ME 3	ME 3	TR	130775	513105	513105	505012	139240	28
8/2019	ME 3	ME 3	TR	130775	513105	513105	520005	15672	116
8/2019	ME 3	ME 3	TR	131177	513085	742252	513085	742252	626
8/2019	ME 3	ME 3	TR	131280	513085	742252	521620	16118	166
8/2019	ME 3	ME 3	TR	131280	513105	513105	521620	16118	7,400
8/2019	ME 3	ME 3	TR	131644	513085	742252	521626	40184	48
8/2019	ME 3	ME 3	TR	131934	513085	742252	505563	1389347	1,516
8/2019	ME 3	ME 3	TR	131992	513085	742252	521626	40184	675
8/2019	ME 3	ME 3	TR	132083	513105	513105	521626	40184	1
8/2019	ME 3	ME 3	TR	132204	513085	742252	505564	1389346	45
8/2019	ME 3	ME 3	TR	132267	513085	742252	521010	40186	713
8/2019	ME 3	ME 3	TR	132267	513085	742252	521620	16118	19
8/2019	ME 3	ME 3	TR	132363	513085	742252	521620	16118	1
8/2019	ME 3	ME 3	TR	132498	513085	742252	521626	40184	31
8/2019	ME 3	ME 3	TR	132517	513085	742252	523038	398767	132
8/2019	ME 3	ME 3	TR	132521	505227	153721	523038	398767	43
8/2019	ME 3	ME 3	TR	132521	513085	742252	520028	295957	176
8/2019	ME 3	ME 3	TR	132521	513085	742252	523038	398767	143
8/2019	ME 3	ME 3	TR	132543	513105	513105	521986	277052	196
8/2019	ME 3	ME 3	TR	132544	513085	742252	520028	295957	1,205
8/2019	ME 3	ME 3	TR	132544	513085	742252	523038	398767	417
8/2019	ME 3	ME 3	TR	132544	513105	513105	520028	295957	30
8/2019	ME 3	ME 3	TR	132544	513125	1387755	523038	398767	33
8/2019	ME 3	ME 3	TR	132582	513085	742252	521620	16118	855



VASCR351

**ANR Pipeline Company
Transportation Services
Fuel By Route Analysis**

Reporting Year: *January - December 2019*
Production *08/2019*

<u>Production Period</u>	<u>Receipt Segment</u>	<u>Delivery Segment</u>	<u>Service Class</u>	<u>Svc Req Contract</u>	<u>Receipt Location</u>	<u>Receipt Loc Prop</u>	<u>Delivery Location</u>	<u>Delivery Loc Prop</u>	<u>Fuel Quantity</u>
8/2019	ME 3	ME 3	TR	132582	513105	513105	521620	16118	3,162
8/2019	ME 3	ME 3	TR	132582	513125	1387755	521620	16118	594
8/2019	ME 3	ME 3	TR	132582	513125	1387755	521626	40184	31
8/2019	ME 3	ME 3	TR	132589	513105	513105	521986	277052	158
8/2019	ME 3	ME 3	TR	132590	513085	742252	513085	742252	972
8/2019	ME 3	ME 3	TR	132590	513085	742252	521010	40186	15
8/2019	ME 3	ME 3	TR	132590	513085	742252	521032	138747	10
8/2019	ME 3	ME 3	TR	132590	513085	742252	521620	16118	1,078
8/2019	ME 3	ME 3	TR	132590	513085	742252	521986	277052	1,740
8/2019	ME 3	ME 3	TR	132590	513085	742252	523006	314730	98
8/2019	ME 3	ME 3	TR	132590	513105	513105	521010	40186	60
8/2019	ME 3	ME 3	TR	132590	513105	513105	521032	138747	10
8/2019	ME 3	ME 3	TR	132590	513105	513105	521620	16118	441
8/2019	ME 3	ME 3	TR	132590	513105	513105	521986	277052	506
8/2019	ME 3	ME 3	TR	132590	513105	513105	523006	314730	147
8/2019	ME 3	ME 3	TR	132590	513125	1387755	521986	277052	840
8/2019	ME 3	ME 3	TR	132593	513105	513105	521986	277052	213
8/2019	ME 3	ME 3	TR	132594	513105	513105	521986	277052	156
8/2019	ME 3	ME 3	TR	132658	513085	742252	505392	356048	26
8/2019	ME 3	ME 3	TR	132658	513125	1387755	505392	356048	1
8/2019	ME 3	ME 3	TR	132666	513085	742252	523006	314730	371
8/2019	ME 3	ME 3	TR	132666	513105	513105	523006	314730	58
8/2019	ME 3	ME 3	TR	132669	513085	742252	521032	138747	1,519
8/2019	ME 3	ME 3	TR	132681	513085	742252	521010	40186	473
8/2019	ME 3	ME 3	TR	132681	513085	742252	521626	40184	522
8/2019	ME 3	ME 3	TR	132681	513105	513105	521626	40184	4
8/2019	ME 3	ME 3	TR	132682	513085	742252	521010	40186	36
8/2019	ME 3	ME 3	TR	132682	513085	742252	521626	40184	555
8/2019	ME 3	ME 3	TR	132682	513105	513105	521010	40186	258
8/2019	ME 3	ME 3	TR	132682	513105	513105	521626	40184	739
8/2019	ME 3	ME 3	TR	132927	513085	742252	521092	4475	34
8/2019	ME 3	ME 3	TR	133006	513085	742252	521638	153767	142
8/2019	ME 3	ME 3	TR	133007	513085	742252	521638	153767	453



VASCR351

ANR Pipeline Company Transportation Services Fuel By Route Analysis

Reporting Year: *January - December 2019*
Production *08/2019*

<u>Production Period</u>	<u>Receipt Segment</u>	<u>Delivery Segment</u>	<u>Service Class</u>	<u>Svc Req Contract</u>	<u>Receipt Location</u>	<u>Receipt Loc Prop</u>	<u>Delivery Location</u>	<u>Delivery Loc Prop</u>	<u>Fuel Quantity</u>
8/2019	ME 3	ME 3	TR	133009	513085	742252	521638	153767	592
8/2019	ME 3	ME 3	TR	133042	513085	742252	505573	1400988	62
8/2019	ME 3	ME 3	TR	133043	513085	742252	505573	1400988	30
8/2019	ME 3	ME 3	TR	133045	513085	742252	505573	1400988	375
8/2019	ME 3	ME 3	TR	133045	513085	742252	521552	16265	58
8/2019	ME 3	ME 3	TR	133046	510008	38224	505573	1400988	31
8/2019	ME 3	ME 3	TR	133047	513085	742252	521552	16265	116
8/2019	ME 3	ME 3	TR	133048	513085	742252	505573	1400988	451
8/2019	ME 3	ME 3	TR	133060	513085	742252	505573	1400988	378
8/2019	ME 3	ME 3	TR	133060	513085	742252	520023	28447	31
8/2019	ME 3	ME 3	TR	133060	513085	742252	520027	295956	31
8/2019	ME 3	ME 3	TR	133060	513085	742252	521620	16118	2
8/2019	ME 3	ME 3	TR	133062	505227	153721	505573	1400988	5
8/2019	ME 3	ME 3	TR	133062	513085	742252	505238	174721	62
8/2019	ME 3	ME 3	TR	133062	513085	742252	505573	1400988	505
8/2019	ME 3	ME 3	TR	133062	513085	742252	520027	295956	7
8/2019	ME 3	ME 3	TR	133070	513085	742252	505573	1400988	27
8/2019	ME 3	ME 3	TR	133075	513085	742252	520005	15672	165
8/2019	ME 3	ME 3	TR	133075	513085	742252	521626	40184	22
8/2019	ME 3	ME 3	TR	133075	513085	742252	523006	314730	29
8/2019	ME 3	ME 3	TR	133076	513085	742252	520005	15672	41
8/2019	ME 3	ME 3	TR	133076	513126	1389630	521572	40455	77
8/2019	ME 3	ME 3	TR	133087	513085	742252	505392	356048	31
8/2019	ME 3	ME 3	TR	133089	513085	742252	521638	153767	134
8/2019	ME 3	ME 3	TR	133089	513125	1387755	521528	4351	225
8/2019	ME 3	ME 3	TR	133097	513085	742252	505573	1400988	28
8/2019	ME 3	ME 3	TR	133104	513085	742252	505573	1400988	31
	Segment Subtotal								46,265
8/2019	ME 3	MI 7	TR	113877	513085	742252	521116	42078	481
8/2019	ME 3	MI 7	TR	113877	513085	742252	521146	11785	17
8/2019	ME 3	MI 7	TR	113877	513085	742252	521670	40468	245
8/2019	ME 3	MI 7	TR	113879	513085	742252	521670	40468	152
8/2019	ME 3	MI 7	TR	113880	513085	742252	521116	42078	335



VASCR351

ANR Pipeline Company Transportation Services Fuel By Route Analysis

Reporting Year: *January - December 2019*
Production 08/2019

<u>Production Period</u>	<u>Receipt Segment</u>	<u>Delivery Segment</u>	<u>Service Class</u>	<u>Svc Req Contract</u>	<u>Receipt Location</u>	<u>Receipt Loc Prop</u>	<u>Delivery Location</u>	<u>Delivery Loc Prop</u>	<u>Fuel Quantity</u>
8/2019	ME 3	MI 7	TR	113880	513085	742252	521634	11566	2
8/2019	ME 3	MI 7	TR	113880	513085	742252	521670	40468	4
8/2019	ME 3	MI 7	TR	113884	513085	742252	521670	40468	923
8/2019	ME 3	MI 7	TR	113886	513125	1387755	521116	42078	186
8/2019	ME 3	MI 7	TR	113889	513085	742252	521116	42078	213
8/2019	ME 3	MI 7	TR	113890	513085	742252	521670	40468	117
8/2019	ME 3	MI 7	TR	113904	513125	1387755	521116	42078	246
8/2019	ME 3	MI 7	TR	113922	513085	742252	521116	42078	216
8/2019	ME 3	MI 7	TR	113922	513085	742252	521670	40468	20
8/2019	ME 3	MI 7	TR	113922	513085	742252	521962	139401	10
8/2019	ME 3	MI 7	TR	113933	513125	1387755	521116	42078	216
8/2019	ME 3	MI 7	TR	113936	513125	1387755	521116	42078	186
8/2019	ME 3	MI 7	TR	113937	513085	742252	521116	42078	411
8/2019	ME 3	MI 7	TR	113937	513085	742252	521670	40468	14
8/2019	ME 3	MI 7	TR	113945	513085	742252	521116	42078	343
8/2019	ME 3	MI 7	TR	113945	513085	742252	521670	40468	81
8/2019	ME 3	MI 7	TR	113956	513085	742252	521144	11580	88
8/2019	ME 3	MI 7	TR	113956	513085	742252	521670	40468	3
8/2019	ME 3	MI 7	TR	113960	513085	742252	521144	11580	120
8/2019	ME 3	MI 7	TR	113960	513085	742252	521670	40468	4
8/2019	ME 3	MI 7	TR	113976	513085	742252	521116	42078	352
8/2019	ME 3	MI 7	TR	113976	513085	742252	521670	40468	12
8/2019	ME 3	MI 7	TR	113987	513085	742252	521116	42078	96
8/2019	ME 3	MI 7	TR	113987	513085	742252	521144	11580	5
8/2019	ME 3	MI 7	TR	113987	513085	742252	521146	11785	18
8/2019	ME 3	MI 7	TR	115931	513085	742252	521670	40468	152
8/2019	ME 3	MI 7	TR	123255	513085	742252	505038	153808	320
8/2019	ME 3	MI 7	TR	123255	513085	742252	521634	11566	260
8/2019	ME 3	MI 7	TR	123255	513125	1387755	505038	153808	4,511
8/2019	ME 3	MI 7	TR	123255	513125	1387755	505541	1181282	236
8/2019	ME 3	MI 7	TR	123255	513125	1387755	521634	11566	3,427
8/2019	ME 3	MI 7	TR	123255	513125	1387755	521690	40892	91
8/2019	ME 3	MI 7	TR	123255	513125	1387755	523014	318733	145



VASCR351

ANR Pipeline Company Transportation Services Fuel By Route Analysis

Reporting Year: *January - December 2019*
Production 08/2019

<u>Production Period</u>	<u>Receipt Segment</u>	<u>Delivery Segment</u>	<u>Service Class</u>	<u>Svc Req Contract</u>	<u>Receipt Location</u>	<u>Receipt Loc Prop</u>	<u>Delivery Location</u>	<u>Delivery Loc Prop</u>	<u>Fuel Quantity</u>
8/2019	ME 3	MI 7	TR	123628	513085	742252	521116	42078	1,022
8/2019	ME 3	MI 7	TR	123628	513105	513105	505541	1181282	32
8/2019	ME 3	MI 7	TR	123628	513125	1387755	505541	1181282	73
8/2019	ME 3	MI 7	TR	123628	513125	1387755	521116	42078	1,460
8/2019	ME 3	MI 7	TR	123966	513085	742252	521116	42078	193
8/2019	ME 3	MI 7	TR	123966	513085	742252	521985	278172	483
8/2019	ME 3	MI 7	TR	123966	513105	513105	505108	243097	1,114
8/2019	ME 3	MI 7	TR	123966	513105	513105	505541	1181282	1,478
8/2019	ME 3	MI 7	TR	123966	513105	513105	511136	277072	512
8/2019	ME 3	MI 7	TR	123966	513105	513105	521014	153852	5,270
8/2019	ME 3	MI 7	TR	123966	513105	513105	521058	282435	1,927
8/2019	ME 3	MI 7	TR	123966	513105	513105	521080	138675	6,504
8/2019	ME 3	MI 7	TR	123966	513105	513105	521116	42078	17,019
8/2019	ME 3	MI 7	TR	123966	513105	513105	521670	40468	64
8/2019	ME 3	MI 7	TR	123966	513105	513105	521932	138744	1,202
8/2019	ME 3	MI 7	TR	123966	513105	513105	521985	278172	12,734
8/2019	ME 3	MI 7	TR	123966	513105	513105	523014	318733	3,354
8/2019	ME 3	MI 7	TR	124603	513085	742252	505038	153808	5,447
8/2019	ME 3	MI 7	TR	124603	513085	742252	521932	138744	237
8/2019	ME 3	MI 7	TR	124690	513085	742252	505038	153808	145
8/2019	ME 3	MI 7	TR	124690	513105	513105	505038	153808	145
8/2019	ME 3	MI 7	TR	124690	513105	513105	521634	11566	4,350
8/2019	ME 3	MI 7	TR	124690	513125	1387755	505038	153808	4,350
8/2019	ME 3	MI 7	TR	124945	513085	742252	505038	153808	140
8/2019	ME 3	MI 7	TR	124951	513085	742252	505038	153808	1,722
8/2019	ME 3	MI 7	TR	124951	513085	742252	521932	138744	291
8/2019	ME 3	MI 7	TR	125014	513085	742252	521670	40468	182
8/2019	ME 3	MI 7	TR	125047	505007	139235	505038	153808	470
8/2019	ME 3	MI 7	TR	125655	513085	742252	521074	40470	31
8/2019	ME 3	MI 7	TR	126229	513085	742252	521144	11580	121
8/2019	ME 3	MI 7	TR	126231	513085	742252	521074	40470	57
8/2019	ME 3	MI 7	TR	126509	513085	742252	521144	11580	62
8/2019	ME 3	MI 7	TR	126512	513085	742252	521074	40470	31



VASCR351

ANR Pipeline Company Transportation Services Fuel By Route Analysis

Reporting Year: *January - December 2019*
Production *08/2019*

<u>Production Period</u>	<u>Receipt Segment</u>	<u>Delivery Segment</u>	<u>Service Class</u>	<u>Svc Req Contract</u>	<u>Receipt Location</u>	<u>Receipt Loc Prop</u>	<u>Delivery Location</u>	<u>Delivery Loc Prop</u>	<u>Fuel Quantity</u>
8/2019	ME 3	MI 7	TR	126513	513085	742252	521074	40470	61
8/2019	ME 3	MI 7	TR	126846	513105	513105	521606	216654	1,410
8/2019	ME 3	MI 7	TR	126846	513105	513105	521690	40892	78
8/2019	ME 3	MI 7	TR	126846	513126	1389630	521606	216654	1,085
8/2019	ME 3	MI 7	TR	126847	513126	1389630	521606	216654	2,232
8/2019	ME 3	MI 7	TR	126847	513126	1389630	521690	40892	31
8/2019	ME 3	MI 7	TR	128295	513085	742252	505038	153808	16
8/2019	ME 3	MI 7	TR	128295	513085	742252	521116	42078	145
8/2019	ME 3	MI 7	TR	128295	513105	513105	505038	153808	1,855
8/2019	ME 3	MI 7	TR	128295	513105	513105	511136	277072	141
8/2019	ME 3	MI 7	TR	128295	513105	513105	521014	153852	1,285
8/2019	ME 3	MI 7	TR	128295	513105	513105	521116	42078	16
8/2019	ME 3	MI 7	TR	128295	513105	513105	521624	4375	215
8/2019	ME 3	MI 7	TR	128295	513105	513105	521932	138744	3
8/2019	ME 3	MI 7	TR	128295	513105	513105	521985	278172	25
8/2019	ME 3	MI 7	TR	128295	513126	1389630	521116	42078	104
8/2019	ME 3	MI 7	TR	128709	513085	742252	505038	153808	156
8/2019	ME 3	MI 7	TR	128709	513085	742252	521116	42078	1,274
8/2019	ME 3	MI 7	TR	128709	513085	742252	523008	312117	70
8/2019	ME 3	MI 7	TR	128709	513105	513105	521116	42078	70
8/2019	ME 3	MI 7	TR	128709	513126	1389630	505038	153808	2,004
8/2019	ME 3	MI 7	TR	128710	513085	742252	511136	277072	32
8/2019	ME 3	MI 7	TR	128710	513085	742252	521116	42078	671
8/2019	ME 3	MI 7	TR	128710	513085	742252	505038	153808	500
8/2019	ME 3	MI 7	TR	128710	513085	742252	511136	277072	121
8/2019	ME 3	MI 7	TR	128710	513085	742252	521116	42078	1,158
8/2019	ME 3	MI 7	TR	128710	513085	742252	521985	278172	250
8/2019	ME 3	MI 7	TR	128710	513085	742252	523008	312117	91
8/2019	ME 3	MI 7	TR	128710	513105	513105	521116	42078	594
8/2019	ME 3	MI 7	TR	128710	513105	513105	521985	278172	198
8/2019	ME 3	MI 7	TR	129337	513105	513105	523086	523086	217
8/2019	ME 3	MI 7	TR	129337	513125	1387755	523086	523086	14,835
8/2019	ME 3	MI 7	TR	129978	505227	153721	505541	1181282	3

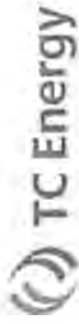


VASCR351

**ANR Pipeline Company
Transportation Services
Fuel By Route Analysis**

Reporting Year: *January - December 2019*
Production 08/2019

<u>Production Period</u>	<u>Receipt Segment</u>	<u>Delivery Segment</u>	<u>Service Class</u>	<u>Svc Req Contract</u>	<u>Receipt Location</u>	<u>Receipt Loc Prop</u>	<u>Delivery Location</u>	<u>Delivery Loc Prop</u>	<u>Fuel Quantity</u>
8/2019	ME 3	MI 7	TR	129994	513085	742252	521932	138744	2,707
8/2019	ME 3	MI 7	TR	131177	513085	742252	505038	153808	160
8/2019	ME 3	MI 7	TR	131177	513085	742252	521116	42078	11,790
8/2019	ME 3	MI 7	TR	131177	513085	742252	521118	11578	37
8/2019	ME 3	MI 7	TR	131177	513085	742252	521634	11566	5,939
8/2019	ME 3	MI 7	TR	131439	505032	139374	505038	153808	215
8/2019	ME 3	MI 7	TR	131445	505008	139236	505038	153808	167
8/2019	ME 3	MI 7	TR	131644	513085	742252	505038	153808	308
8/2019	ME 3	MI 7	TR	131644	513085	742252	521008	11616	2
8/2019	ME 3	MI 7	TR	131644	513085	742252	521116	42078	415
8/2019	ME 3	MI 7	TR	131644	513085	742252	521985	278172	10
8/2019	ME 3	MI 7	TR	131644	513105	513105	505038	153808	426
8/2019	ME 3	MI 7	TR	131644	513105	513105	521008	11616	74
8/2019	ME 3	MI 7	TR	131644	513105	513105	521116	42078	563
8/2019	ME 3	MI 7	TR	131644	513105	513105	521138	11680	10
8/2019	ME 3	MI 7	TR	131644	513126	1389630	505038	153808	176
8/2019	ME 3	MI 7	TR	131644	513126	1389630	521116	42078	19
8/2019	ME 3	MI 7	TR	131644	513126	1389630	521138	11680	1,547
8/2019	ME 3	MI 7	TR	131644	513126	1389630	521604	150409	412
8/2019	ME 3	MI 7	TR	131644	513126	1389630	521606	216654	31
8/2019	ME 3	MI 7	TR	131970	513085	742252	505038	153808	2,263
8/2019	ME 3	MI 7	TR	131971	513085	742252	505038	153808	2,263
8/2019	ME 3	MI 7	TR	132082	513085	742252	505038	153808	457
8/2019	ME 3	MI 7	TR	132082	513085	742252	521116	42078	106
8/2019	ME 3	MI 7	TR	132082	513085	742252	521138	11680	16
8/2019	ME 3	MI 7	TR	132082	513085	742252	521690	40892	39
8/2019	ME 3	MI 7	TR	132082	513085	742252	521932	138744	15
8/2019	ME 3	MI 7	TR	132082	513085	742252	521985	278172	76
8/2019	ME 3	MI 7	TR	132082	513105	513105	505038	153808	422
8/2019	ME 3	MI 7	TR	132082	513105	513105	521008	11616	10
8/2019	ME 3	MI 7	TR	132082	513105	513105	521074	40470	75
8/2019	ME 3	MI 7	TR	132082	513105	513105	521116	42078	701
8/2019	ME 3	MI 7	TR	132082	513105	513105	521138	11680	18



VASCR351

ANR Pipeline Company Transportation Services Fuel By Route Analysis

Reporting Year: January - December 2019
Production 08/2019

<u>Production Period</u>	<u>Receipt Segment</u>	<u>Delivery Segment</u>	<u>Service Class</u>	<u>Svc Req Contract</u>	<u>Receipt Location</u>	<u>Receipt Loc Prop</u>	<u>Delivery Location</u>	<u>Delivery Loc Prop</u>	<u>Fuel Quantity</u>
8/2019	ME 3	MI 7	TR	132082	513105	513105	521690	40892	39
8/2019	ME 3	MI 7	TR	132082	513105	513105	521985	278172	12
8/2019	ME 3	MI 7	TR	132083	513085	742252	505038	153808	223
8/2019	ME 3	MI 7	TR	132083	513085	742252	521116	42078	83
8/2019	ME 3	MI 7	TR	132083	513085	742252	521118	11578	131
8/2019	ME 3	MI 7	TR	132083	513085	742252	521122	11751	114
8/2019	ME 3	MI 7	TR	132083	513085	742252	521124	11562	15
8/2019	ME 3	MI 7	TR	132083	513085	742252	521142	40477	45
8/2019	ME 3	MI 7	TR	132083	513085	742252	521146	11785	14
8/2019	ME 3	MI 7	TR	132083	513085	742252	521162	11748	187
8/2019	ME 3	MI 7	TR	132083	513085	742252	521670	40468	16
8/2019	ME 3	MI 7	TR	132083	513085	742252	521966	216338	8
8/2019	ME 3	MI 7	TR	132083	513085	742252	521985	278172	17
8/2019	ME 3	MI 7	TR	132083	513085	742252	523052	467243	26
8/2019	ME 3	MI 7	TR	132083	513105	513105	505038	153808	195
8/2019	ME 3	MI 7	TR	132083	513105	513105	521116	42078	896
8/2019	ME 3	MI 7	TR	132083	513105	513105	521118	11578	24
8/2019	ME 3	MI 7	TR	132083	513105	513105	521122	11751	13
8/2019	ME 3	MI 7	TR	132083	513105	513105	521124	11562	4
8/2019	ME 3	MI 7	TR	132083	513105	513105	521142	40477	8
8/2019	ME 3	MI 7	TR	132083	513105	513105	521146	11785	2
8/2019	ME 3	MI 7	TR	132083	513105	513105	521162	11748	153
8/2019	ME 3	MI 7	TR	132083	513105	513105	521634	11566	19
8/2019	ME 3	MI 7	TR	132083	513105	513105	521670	40468	5
8/2019	ME 3	MI 7	TR	132083	513105	513105	521690	40892	65
8/2019	ME 3	MI 7	TR	132083	513105	513105	521966	216338	3
8/2019	ME 3	MI 7	TR	132083	513105	513105	523052	467243	12
8/2019	ME 3	MI 7	TR	132083	513126	1389630	521670	40468	14
8/2019	ME 3	MI 7	TR	132083	513126	1389630	521966	216338	7
8/2019	ME 3	MI 7	TR	132083	513126	1389630	523052	467243	14
8/2019	ME 3	MI 7	TR	132243	513085	742252	521116	42078	116
8/2019	ME 3	MI 7	TR	132243	513126	1389630	521116	42078	29
8/2019	ME 3	MI 7	TR	132267	513085	742252	521074	40470	176

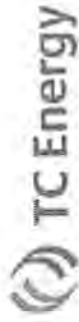


VASCR351

**ANR Pipeline Company
Transportation Services
Fuel By Route Analysis**

Reporting Year: *January - December 2019*
Production **08/2019**

<u>Production Period</u>	<u>Receipt Segment</u>	<u>Delivery Segment</u>	<u>Service Class</u>	<u>Svc Req Contract</u>	<u>Receipt Location</u>	<u>Receipt Loc Prop</u>	<u>Delivery Location</u>	<u>Delivery Loc Prop</u>	<u>Fuel Quantity</u>
8/2019	ME 3	MI 7	TR	132267	513085	742252	521116	42078	160
8/2019	ME 3	MI 7	TR	132267	513085	742252	521138	11680	62
8/2019	ME 3	MI 7	TR	132267	513085	742252	521144	11580	106
8/2019	ME 3	MI 7	TR	132267	513085	742252	521942	198847	560
8/2019	ME 3	MI 7	TR	132358	513085	742252	505038	153808	62
8/2019	ME 3	MI 7	TR	132358	513085	742252	521932	138744	26
8/2019	ME 3	MI 7	TR	132359	513085	742252	505038	153808	62
8/2019	ME 3	MI 7	TR	132362	513085	742252	505038	153808	29
8/2019	ME 3	MI 7	TR	132362	513085	742252	521932	138744	39
8/2019	ME 3	MI 7	TR	132363	513085	742252	521634	11566	10
8/2019	ME 3	MI 7	TR	132364	513085	742252	521142	40477	62
8/2019	ME 3	MI 7	TR	132364	513085	742252	521144	11580	93
8/2019	ME 3	MI 7	TR	132364	513085	742252	521634	11566	2
8/2019	ME 3	MI 7	TR	132367	513085	742252	505038	153808	432
8/2019	ME 3	MI 7	TR	132367	513085	742252	521122	11751	10
8/2019	ME 3	MI 7	TR	132367	513085	742252	521634	11566	2
8/2019	ME 3	MI 7	TR	132372	513085	742252	505038	153808	1
8/2019	ME 3	MI 7	TR	132372	513085	742252	521932	138744	9
8/2019	ME 3	MI 7	TR	132393	513085	742252	521932	138744	93
8/2019	ME 3	MI 7	TR	132448	513085	742252	521932	138744	217
8/2019	ME 3	MI 7	TR	132463	513085	742252	521932	138744	30
8/2019	ME 3	MI 7	TR	132464	513085	742252	521932	138744	31
8/2019	ME 3	MI 7	TR	132467	513085	742252	521932	138744	60
8/2019	ME 3	MI 7	TR	132468	513085	742252	521932	138744	31
8/2019	ME 3	MI 7	TR	132474	513105	513105	505038	153808	31
8/2019	ME 3	MI 7	TR	132487	513085	742252	505038	153808	62
8/2019	ME 3	MI 7	TR	132488	513085	742252	521932	138744	31
8/2019	ME 3	MI 7	TR	132491	513085	742252	505038	153808	36
8/2019	ME 3	MI 7	TR	132491	513085	742252	521634	11566	31
8/2019	ME 3	MI 7	TR	132491	513085	742252	521932	138744	31
8/2019	ME 3	MI 7	TR	132492	513085	742252	521932	138744	62
8/2019	ME 3	MI 7	TR	132495	513085	742252	521932	138744	62
8/2019	ME 3	MI 7	TR	132496	513085	742252	521932	138744	91



VASCR351

ANR Pipeline Company Transportation Services Fuel By Route Analysis

Reporting Year: *January - December 2019*
Production 08/2019

<u>Production Period</u>	<u>Receipt Segment</u>	<u>Delivery Segment</u>	<u>Service Class</u>	<u>Svc Req Contract</u>	<u>Receipt Location</u>	<u>Receipt Loc Prop</u>	<u>Delivery Location</u>	<u>Delivery Loc Prop</u>	<u>Fuel Quantity</u>
8/2019	ME 3	MI 7	TR	132497	513085	742252	521932	138744	61
8/2019	ME 3	MI 7	TR	132500	513085	742252	521932	138744	152
8/2019	ME 3	MI 7	TR	132517	513085	742252	505038	153808	117
8/2019	ME 3	MI 7	TR	132517	513085	742252	523008	312117	4,377
8/2019	ME 3	MI 7	TR	132517	513085	742252	523029	360888	67
8/2019	ME 3	MI 7	TR	132517	513105	513105	505038	153808	10
8/2019	ME 3	MI 7	TR	132517	513105	513105	523008	312117	2,336
8/2019	ME 3	MI 7	TR	132517	513125	1387755	505038	153808	943
8/2019	ME 3	MI 7	TR	132517	513125	1387755	521008	11616	4
8/2019	ME 3	MI 7	TR	132517	513125	1387755	521116	42078	73
8/2019	ME 3	MI 7	TR	132517	513125	1387755	523008	312117	5,701
8/2019	ME 3	MI 7	TR	132521	513085	742252	505038	153808	172
8/2019	ME 3	MI 7	TR	132521	513085	742252	523008	312117	2,203
8/2019	ME 3	MI 7	TR	132521	513105	513105	505038	153808	189
8/2019	ME 3	MI 7	TR	132521	513105	513105	523008	312117	3,167
8/2019	ME 3	MI 7	TR	132521	513125	1387755	521008	11616	2
8/2019	ME 3	MI 7	TR	132521	513125	1387755	523008	312117	8,024
8/2019	ME 3	MI 7	TR	132521	513125	1387755	523029	360888	188
8/2019	ME 3	MI 7	TR	132543	513105	513105	505038	153808	73
8/2019	ME 3	MI 7	TR	132543	513105	513105	521030	282436	9,734
8/2019	ME 3	MI 7	TR	132544	513085	742252	505038	153808	2,645
8/2019	ME 3	MI 7	TR	132544	513085	742252	511136	277072	968
8/2019	ME 3	MI 7	TR	132544	513085	742252	521116	42078	7,334
8/2019	ME 3	MI 7	TR	132544	513085	742252	523008	312117	10,919
8/2019	ME 3	MI 7	TR	132544	513085	742252	523029	360888	248
8/2019	ME 3	MI 7	TR	132544	513105	513105	505038	153808	843
8/2019	ME 3	MI 7	TR	132544	513105	513105	521116	42078	4,913
8/2019	ME 3	MI 7	TR	132544	513105	513105	523008	312117	2,177
8/2019	ME 3	MI 7	TR	132544	513125	1387755	505038	153808	335
8/2019	ME 3	MI 7	TR	132544	513125	1387755	523008	312117	352
8/2019	ME 3	MI 7	TR	132544	513126	1389630	505038	153808	121
8/2019	ME 3	MI 7	TR	132544	513126	1389630	511136	277072	20
8/2019	ME 3	MI 7	TR	132544	513126	1389630	521116	42078	147



VASCR351

ANR Pipeline Company
Transportation Services
Fuel By Route Analysis

Reporting Year: January - December 2019
Production 08/2019

<u>Production Period</u>	<u>Receipt Segment</u>	<u>Delivery Segment</u>	<u>Service Class</u>	<u>Svc Req Contract</u>	<u>Receipt Location</u>	<u>Receipt Loc Prop</u>	<u>Delivery Location</u>	<u>Delivery Loc Prop</u>	<u>Fuel Quantity</u>
8/2019	ME 3	MI 7	TR	132561	505012	139240	505038	153808	4,774
8/2019	ME 3	MI 7	TR	132582	505227	153721	521116	42078	120
8/2019	ME 3	MI 7	TR	132582	513105	513105	505541	1181282	1,316
8/2019	ME 3	MI 7	TR	132582	513105	513105	521014	153852	196
8/2019	ME 3	MI 7	TR	132582	513105	513105	521058	282435	80
8/2019	ME 3	MI 7	TR	132582	513105	513105	521074	40470	24
8/2019	ME 3	MI 7	TR	132582	513105	513105	521116	42078	4,737
8/2019	ME 3	MI 7	TR	132582	513105	513105	521138	11680	211
8/2019	ME 3	MI 7	TR	132582	513105	513105	521634	11566	678
8/2019	ME 3	MI 7	TR	132582	513105	513105	521670	40468	83
8/2019	ME 3	MI 7	TR	132582	513105	513105	521962	139401	217
8/2019	ME 3	MI 7	TR	132582	513105	513105	521966	216338	31
8/2019	ME 3	MI 7	TR	132582	513105	513105	523014	318733	831
8/2019	ME 3	MI 7	TR	132590	513085	742252	505038	153808	257
8/2019	ME 3	MI 7	TR	132590	513085	742252	505515	866062	2,553
8/2019	ME 3	MI 7	TR	132590	513085	742252	510005	246067	181
8/2019	ME 3	MI 7	TR	132590	513085	742252	521030	282436	48
8/2019	ME 3	MI 7	TR	132590	513085	742252	521116	42078	9,184
8/2019	ME 3	MI 7	TR	132590	513085	742252	521942	198847	1,043
8/2019	ME 3	MI 7	TR	132590	513085	742252	523086	523086	4,747
8/2019	ME 3	MI 7	TR	132590	513105	513105	505038	153808	715
8/2019	ME 3	MI 7	TR	132590	513105	513105	505515	866062	2,710
8/2019	ME 3	MI 7	TR	132590	513105	513105	511136	277072	177
8/2019	ME 3	MI 7	TR	132590	513105	513105	521030	282436	212
8/2019	ME 3	MI 7	TR	132590	513105	513105	521116	42078	6,157
8/2019	ME 3	MI 7	TR	132590	513105	513105	521942	198847	898
8/2019	ME 3	MI 7	TR	132590	513105	513105	523086	523086	8,066
8/2019	ME 3	MI 7	TR	132590	513125	1387755	505038	153808	628
8/2019	ME 3	MI 7	TR	132590	513125	1387755	505515	866062	320
8/2019	ME 3	MI 7	TR	132590	513125	1387755	510005	246067	32
8/2019	ME 3	MI 7	TR	132590	513125	1387755	511136	277072	464
8/2019	ME 3	MI 7	TR	132590	513125	1387755	521116	42078	2,581
8/2019	ME 3	MI 7	TR	132590	513125	1387755	521942	198847	316



VASCR351

ANR Pipeline Company Transportation Services Fuel By Route Analysis

Reporting Year: *January - December 2019*
Production **08/2019**

<u>Production Period</u>	<u>Receipt Segment</u>	<u>Delivery Segment</u>	<u>Service Class</u>	<u>Svc Req Contract</u>	<u>Receipt Location</u>	<u>Receipt Loc Prop</u>	<u>Delivery Location</u>	<u>Delivery Loc Prop</u>	<u>Fuel Quantity</u>
8/2019	ME 3	MI 7	TR	132590	513125	1387755	523086	523086	969
8/2019	ME 3	MI 7	TR	132595	513105	513105	521116	42078	5,858
8/2019	ME 3	MI 7	TR	132606	513105	513105	505038	153808	72
8/2019	ME 3	MI 7	TR	132606	513105	513105	505515	866062	2,411
8/2019	ME 3	MI 7	TR	132606	513105	513105	521030	282436	288
8/2019	ME 3	MI 7	TR	132606	513105	513105	521116	42078	290
8/2019	ME 3	MI 7	TR	132606	513105	513105	523086	523086	1,160
8/2019	ME 3	MI 7	TR	132625	513125	1387755	521116	42078	73
8/2019	ME 3	MI 7	TR	132626	513125	1387755	521116	42078	73
8/2019	ME 3	MI 7	TR	132627	513125	1387755	521116	42078	102
8/2019	ME 3	MI 7	TR	132628	513125	1387755	521116	42078	73
8/2019	ME 3	MI 7	TR	132629	513125	1387755	521116	42078	116
8/2019	ME 3	MI 7	TR	132630	513125	1387755	521008	11616	86
8/2019	ME 3	MI 7	TR	132630	513125	1387755	521030	282436	8,903
8/2019	ME 3	MI 7	TR	132630	513125	1387755	521074	40470	5
8/2019	ME 3	MI 7	TR	132630	513125	1387755	521144	11580	5
8/2019	ME 3	MI 7	TR	132631	513085	742252	505515	866062	32
8/2019	ME 3	MI 7	TR	132631	513085	742252	511136	277072	435
8/2019	ME 3	MI 7	TR	132631	513085	742252	521116	42078	1,750
8/2019	ME 3	MI 7	TR	132631	513105	513105	505038	153808	10
8/2019	ME 3	MI 7	TR	132631	513105	513105	521116	42078	1,181
8/2019	ME 3	MI 7	TR	132633	513105	513105	505038	153808	1,019
8/2019	ME 3	MI 7	TR	132633	513105	513105	505541	1181282	281
8/2019	ME 3	MI 7	TR	132633	513105	513105	521058	282435	94
8/2019	ME 3	MI 7	TR	132633	513105	513105	521118	11578	458
8/2019	ME 3	MI 7	TR	132633	513105	513105	521122	11751	26
8/2019	ME 3	MI 7	TR	132633	513105	513105	521124	11562	234
8/2019	ME 3	MI 7	TR	132633	513105	513105	521142	40477	186
8/2019	ME 3	MI 7	TR	132633	513105	513105	521144	11580	31
8/2019	ME 3	MI 7	TR	132633	513105	513105	521162	11748	61
8/2019	ME 3	MI 7	TR	132633	513105	513105	521634	11566	1,596
8/2019	ME 3	MI 7	TR	132633	513105	513105	523014	318733	462
8/2019	ME 3	MI 7	TR	132634	513105	513105	505038	153808	61



VASCR351

**ANR Pipeline Company
Transportation Services
Fuel By Route Analysis**

Reporting Year: *January - December 2019*
Production 08/2019

<u>Production Period</u>	<u>Receipt Segment</u>	<u>Delivery Segment</u>	<u>Service Class</u>	<u>Svc Req Contract</u>	<u>Receipt Location</u>	<u>Receipt Loc Prop</u>	<u>Delivery Location</u>	<u>Delivery Loc Prop</u>	<u>Fuel Quantity</u>
8/2019	ME 3	MI 7	TR	132634	513105	513105	505541	1181282	7
8/2019	ME 3	MI 7	TR	132634	513125	1387755	505038	153808	982
8/2019	ME 3	MI 7	TR	132634	513125	1387755	505541	1181282	476
8/2019	ME 3	MI 7	TR	132634	513125	1387755	521058	282435	189
8/2019	ME 3	MI 7	TR	132634	513125	1387755	521634	11566	2,330
8/2019	ME 3	MI 7	TR	132634	513125	1387755	521690	40892	117
8/2019	ME 3	MI 7	TR	132634	513125	1387755	523014	318733	331
8/2019	ME 3	MI 7	TR	132660	513085	742252	521116	42078	140
8/2019	ME 3	MI 7	TR	132669	513085	742252	505541	1181282	145
8/2019	ME 3	MI 7	TR	132669	513085	742252	521116	42078	6,287
8/2019	ME 3	MI 7	TR	132669	513085	742252	521138	11680	1,015
8/2019	ME 3	MI 7	TR	132669	513085	742252	521985	278172	447
8/2019	ME 3	MI 7	TR	132669	513105	513105	521058	282435	39
8/2019	ME 3	MI 7	TR	132669	513105	513105	521116	42078	551
8/2019	ME 3	MI 7	TR	132669	513105	513105	521138	11680	22
8/2019	ME 3	MI 7	TR	132669	513105	513105	521932	138744	1
8/2019	ME 3	MI 7	TR	132669	513105	513105	521985	278172	117
8/2019	ME 3	MI 7	TR	132669	513105	513105	523014	318733	33
8/2019	ME 3	MI 7	TR	132670	513085	742252	505541	1181282	420
8/2019	ME 3	MI 7	TR	132670	513085	742252	521058	282435	108
8/2019	ME 3	MI 7	TR	132670	513085	742252	521116	42078	6,084
8/2019	ME 3	MI 7	TR	132670	513085	742252	521634	11566	110
8/2019	ME 3	MI 7	TR	132670	513085	742252	521985	278172	319
8/2019	ME 3	MI 7	TR	132670	513085	742252	523014	318733	168
8/2019	ME 3	MI 7	TR	132670	513105	513105	521932	138744	41
8/2019	ME 3	MI 7	TR	132673	513105	513105	521670	40468	1
8/2019	ME 3	MI 7	TR	132675	513085	742252	505038	153808	1,128
8/2019	ME 3	MI 7	TR	132675	513085	742252	505541	1181282	88
8/2019	ME 3	MI 7	TR	132675	513085	742252	511136	277072	18
8/2019	ME 3	MI 7	TR	132675	513085	742252	521058	282435	57
8/2019	ME 3	MI 7	TR	132675	513085	742252	521116	42078	4
8/2019	ME 3	MI 7	TR	132675	513085	742252	521634	11566	110
8/2019	ME 3	MI 7	TR	132675	513085	742252	521985	278172	42



VASCR351

ANR Pipeline Company Transportation Services Fuel By Route Analysis

Reporting Year: *January - December 2019*
Production **08/2019**

<u>Production</u> <u>Period</u>	<u>Receipt</u> <u>Segment</u>	<u>Delivery</u> <u>Segment</u>	<u>Service</u> <u>Class</u>	<u>Svc Req</u> <u>Contract</u>	<u>Receipt</u> <u>Location</u>	<u>Receipt</u> <u>Loc Prop</u>	<u>Delivery</u> <u>Location</u>	<u>Delivery</u> <u>Loc Prop</u>	<u>Fuel</u> <u>Quantity</u>
8/2019	ME 3	MI 7	TR	132675	513085	742252	523014	318733	114
8/2019	ME 3	MI 7	TR	132675	513105	513105	505038	153808	54
8/2019	ME 3	MI 7	TR	132682	513085	742252	505038	153808	503
8/2019	ME 3	MI 7	TR	132682	513085	742252	521008	11616	54
8/2019	ME 3	MI 7	TR	132682	513085	742252	521116	42078	615
8/2019	ME 3	MI 7	TR	132682	513085	742252	521634	11566	36
8/2019	ME 3	MI 7	TR	132682	513085	742252	521670	40468	165
8/2019	ME 3	MI 7	TR	132682	513085	742252	521985	278172	513
8/2019	ME 3	MI 7	TR	132682	513105	513105	505038	153808	2,448
8/2019	ME 3	MI 7	TR	132682	513105	513105	521008	11616	80
8/2019	ME 3	MI 7	TR	132682	513105	513105	521116	42078	3,518
8/2019	ME 3	MI 7	TR	132682	513105	513105	521634	11566	27
8/2019	ME 3	MI 7	TR	132682	513105	513105	521670	40468	419
8/2019	ME 3	MI 7	TR	132682	513105	513105	521932	138744	49
8/2019	ME 3	MI 7	TR	132682	513105	513105	521962	139401	217
8/2019	ME 3	MI 7	TR	132682	513105	513105	521985	278172	74
8/2019	ME 3	MI 7	TR	132682	513105	513105	523052	467243	2
8/2019	ME 3	MI 7	TR	132682	513085	742252	521116	42078	11
8/2019	ME 3	MI 7	TR	132683	513085	742252	505038	153808	8,913
8/2019	ME 3	MI 7	TR	132684	513085	742252	521008	11616	77
8/2019	ME 3	MI 7	TR	132684	513085	742252	505038	153808	2,147
8/2019	ME 3	MI 7	TR	132685	513125	1387755	521634	11566	6,771
8/2019	ME 3	MI 7	TR	132685	513125	1387755	521690	40892	73
8/2019	ME 3	MI 7	TR	132685	513125	1387755	505038	153808	4,495
8/2019	ME 3	MI 7	TR	132686	513085	742252	505038	153808	31
8/2019	ME 3	MI 7	TR	132692	513105	513105	505038	153808	2,007
8/2019	ME 3	MI 7	TR	132741	513085	742252	505038	153808	20
8/2019	ME 3	MI 7	TR	132741	513085	742252	521634	11566	93
8/2019	ME 3	MI 7	TR	132924	513085	742252	505038	153808	197
8/2019	ME 3	MI 7	TR	132927	513085	742252	505038	153808	207
8/2019	ME 3	MI 7	TR	133006	513085	742252	521670	40468	672
8/2019	ME 3	MI 7	TR	133007	513085	742252	521074	40470	122
8/2019	ME 3	MI 7	TR	133009	513085	742252	521098	108641	122
8/2019	ME 3	MI 7	TR	133009	513085	742252	521116	42078	3



VASCR351

**ANR Pipeline Company
Transportation Services
Fuel By Route Analysis**

Reporting Year: *January - December 2019*
Production 08/2019

<u>Production Period</u>	<u>Receipt Segment</u>	<u>Delivery Segment</u>	<u>Service Class</u>	<u>Svc Req Contract</u>	<u>Receipt Location</u>	<u>Receipt Loc Prop</u>	<u>Delivery Location</u>	<u>Delivery Loc Prop</u>	<u>Fuel Quantity</u>
8/2019	ME 3	MI 7	TR	133009	513085	742252	521670	40468	98
8/2019	ME 3	MI 7	TR	133009	513085	742252	521962	139401	668
8/2019	ME 3	MI 7	TR	133065	513085	742252	505017	139249	5,021
8/2019	ME 3	MI 7	TR	133089	513085	742252	521116	42078	230
8/2019	ME 3	MI 7	TR	133089	513085	742252	521670	40468	94
8/2019	ME 3	MI 7	TR	133089	513085	742252	521962	139401	14
8/2019	ME 3	MI 7	TR	133089	513125	1387755	521074	40470	569
8/2019	ME 3	MI 7	TR	133089	513125	1387755	521116	42078	1,669
8/2019	ME 3	MI 7	TR	133089	513125	1387755	521118	11578	122
8/2019	ME 3	MI 7	TR	133089	513125	1387755	521122	11751	122
8/2019	ME 3	MI 7	TR	133089	513125	1387755	521124	11562	122
8/2019	ME 3	MI 7	TR	133089	513125	1387755	521138	11680	153
8/2019	ME 3	MI 7	TR	133089	513125	1387755	521142	40477	152
8/2019	ME 3	MI 7	TR	133089	513125	1387755	521144	11580	1,940
8/2019	ME 3	MI 7	TR	133089	513125	1387755	521146	11785	214
8/2019	ME 3	MI 7	TR	133089	513125	1387755	521156	11572	51
8/2019	ME 3	MI 7	TR	133089	513125	1387755	521162	11748	152
8/2019	ME 3	MI 7	TR	133089	513125	1387755	521670	40468	2,451
8/2019	ME 3	MI 7	TR	133089	513125	1387755	521932	138744	21
8/2019	ME 3	MI 7	TR	133089	513125	1387755	521962	139401	80
8/2019	ME 3	MI 7	TR	133094	513085	742252	521116	42078	24
8/2019	ME 3	MI 7	TR	133096	513085	742252	505108	243097	175
8/2019	ME 3	MI 7	TR	133096	513085	742252	511136	277072	707
8/2019	ME 3	MI 7	TR	133096	513085	742252	521116	42078	3,396
8/2019	ME 3	MI 7	TR	133096	513085	742252	521932	138744	167
8/2019	ME 3	MI 7	TR	133096	513105	513105	505108	243097	227
8/2019	ME 3	MI 7	TR	133096	513105	513105	511136	277072	676
8/2019	ME 3	MI 7	TR	133096	513105	513105	521116	42078	4,244
8/2019	ME 3	MI 7	TR	133096	513105	513105	521932	138744	1,287
8/2019	ME 3	MI 7	TR	133105	513085	742252	521116	42078	2,066
8/2019	ME 3	MI 7	TR	133105	513105	513105	521116	42078	1,571
8/2019	ME 3	ML 3	TR	131644	513085	742252	521622	110850	390,946
8/2019	ME 3	ML 3	TR	131644	513085	742252	521622	110850	591

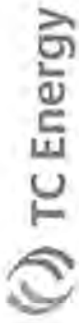


**ANR Pipeline Company
Transportation Services
Fuel By Route Analysis**

VASCR351

Reporting Year: January - December 2019
Production 08/2019

<u>Production Period</u>	<u>Receipt Segment</u>	<u>Delivery Segment</u>	<u>Service Class</u>	<u>Svc Req Contract</u>	<u>Receipt Location</u>	<u>Receipt Loc Prop</u>	<u>Delivery Location</u>	<u>Delivery Loc Prop</u>	<u>Fuel Quantity</u>
8/2019	ME 3	ML 3	TR	131644	513105	513105	521622	110850	1,430
8/2019	ME 3	ML 3	TR	131644	513126	1389630	521622	110850	2,310
8/2019	ME 3	ML 3	TR	132083	513085	742252	521622	110850	16
8/2019	ME 3	ML 3	TR	132363	513085	742252	521622	110850	6
8/2019	ME 3	ML 3	TR	132368	513085	742252	521622	110850	8
8/2019	ME 3	ML 3	TR	132582	513105	513105	521622	110850	88
8/2019	ME 3	ML 3	TR	132590	513085	742252	521622	110850	2,019
8/2019	ME 3	ML 3	TR	132590	513105	513105	521622	110850	1,955
8/2019	ME 3	ML 3	TR	132590	513125	1387755	521622	110850	549
8/2019	ME 3	ML 3	TR	132673	513105	513105	521622	110850	1
8/2019	ME 3	ML 3	TR	132682	513085	742252	521622	110850	104
8/2019	ME 3	ML 3	TR	132682	513105	513105	521622	110850	340
8/2019	ME 3	ML 3	TR	132682	513126	1389630	521622	110850	95
	Segment Subtotal								9,512
8/2019	ME 3	WI 7	TR	123966	513105	513105	505597	505597	250
8/2019	ME 3	WI 7	TR	123966	513105	513105	521164	28842	1,531
8/2019	ME 3	WI 7	TR	123966	513105	513105	521172	28846	546
8/2019	ME 3	WI 7	TR	123966	513105	513105	521178	28883	3,651
8/2019	ME 3	WI 7	TR	123966	513105	513105	521246	28844	536
8/2019	ME 3	WI 7	TR	123966	513105	513105	521266	28702	1,584
8/2019	ME 3	WI 7	TR	123966	513105	513105	521310	28743	2,759
8/2019	ME 3	WI 7	TR	123966	513105	513105	521314	28661	1,768
8/2019	ME 3	WI 7	TR	123966	513105	513105	521316	28831	1,240
8/2019	ME 3	WI 7	TR	123966	513105	513105	521324	28794	2,969
8/2019	ME 3	WI 7	TR	123966	513105	513105	521330	28761	899
8/2019	ME 3	WI 7	TR	123966	513105	513105	521356	28774	899
8/2019	ME 3	WI 7	TR	123966	513105	513105	521394	36936	562
8/2019	ME 3	WI 7	TR	123966	513105	513105	521650	269472	4,118
8/2019	ME 3	WI 7	TR	123966	513105	513105	521654	284917	6,219
8/2019	ME 3	WI 7	TR	123966	513105	513105	521810	36869	227
8/2019	ME 3	WI 7	TR	123966	513105	513105	523034	384136	4,358
8/2019	ME 3	WI 7	TR	123966	513105	513105	523042	439345	2,844
8/2019	ME 3	WI 7	TR	123966	513105	513105	523047	444972	496



VASCR351

ANR Pipeline Company Transportation Services Fuel By Route Analysis

Reporting Year: *January - December 2019*
Production 08/2019

<u>Production Period</u>	<u>Receipt Segment</u>	<u>Delivery Segment</u>	<u>Service Class</u>	<u>Svc Req Contract</u>	<u>Receipt Location</u>	<u>Receipt Loc Prop</u>	<u>Delivery Location</u>	<u>Delivery Loc Prop</u>	<u>Fuel Quantity</u>
8/2019	ME 3	W1 7	TR	132557	513105	513105	521314	28661	341
8/2019	ME 3	W1 7	TR	132582	513105	513105	521172	28846	33
8/2019	ME 3	W1 7	TR	132590	513085	742252	523034	384136	582
8/2019	ME 3	W1 7	TR	132625	513125	1387755	521172	28846	2,190
8/2019	ME 3	W1 7	TR	132626	513125	1387755	521172	28846	2,190
8/2019	ME 3	W1 7	TR	132627	513125	1387755	521266	28702	870
8/2019	ME 3	W1 7	TR	132627	513125	1387755	523032	384134	2,190
8/2019	ME 3	W1 7	TR	132628	513125	1387755	523032	384134	2,190
8/2019	ME 3	W1 7	TR	132629	513125	1387755	521266	28702	3,480
8/2019	ME 3	W1 7	TR	132669	513085	742252	521164	28842	71
8/2019	ME 3	W1 7	TR	132669	513085	742252	521650	269472	290
8/2019	ME 3	W1 7	TR	132669	513085	742252	523034	384136	524
8/2019	ME 3	W1 7	TR	132670	513085	742252	521256	174788	103
8/2019	ME 3	W1 7	TR	132670	513085	742252	521650	269472	202
8/2019	ME 3	W1 7	TR	132670	513085	742252	523034	384136	56
8/2019	ME 3	W1 7	TR	132675	513085	742252	521256	174788	54
8/2019	ME 3	W1 7	TR	132682	513085	742252	523035	387791	309
8/2019	ME 3	W1 7	TR	132682	513085	742252	523042	439345	86
8/2019	ME 3	W1 7	TR	132682	513105	513105	521654	284917	386
8/2019	ME 3	W1 7	TR	132682	513105	513105	523035	387791	271
8/2019	ME 3	W1 7	TR	133096	513105	513105	521610	261574	22
Segment Subtotal									
8/2019	MI 7	ME 3	TR	125047	505038	153808	505007	139235	29
8/2019	MI 7	ME 3	TR	128295	511162	153853	523006	314730	25
8/2019	MI 7	ME 3	TR	128710	511136	277072	520028	295957	12
8/2019	MI 7	ME 3	TR	132243	511162	153853	523006	314730	14
8/2019	MI 7	ME 3	TR	132561	505038	153808	505012	139240	147
8/2019	MI 7	ME 3	TR	132590	505038	153808	523006	314730	69
8/2019	MI 7	ME 3	TR	132660	511162	153853	523006	314730	17
8/2019	MI 7	ME 3	TS	109138	505038	153808	505011	139239	16
Segment Subtotal									
8/2019	MI 7	MI 7	TR	107895	511136	277072	521008	11616	62
									329



VASCR351

ANR Pipeline Company Transportation Services Fuel By Route Analysis

Reporting Year: January - December 2019
Production 08/2019

<u>Production Period</u>	<u>Receipt Segment</u>	<u>Delivery Segment</u>	<u>Service Class</u>	<u>Svc Req Contract</u>	<u>Receipt Location</u>	<u>Receipt Loc Prop</u>	<u>Delivery Location</u>	<u>Delivery Loc Prop</u>	<u>Fuel Quantity</u>
8/2019	MI 7	MI 7	TR	109024	510005	246067	505038	153808	3,721
8/2019	MI 7	MI 7	TR	109212	511136	277072	505038	153808	1,313
8/2019	MI 7	MI 7	TR	109223	511136	277072	505038	153808	1,426
8/2019	MI 7	MI 7	TR	109422	521122	11751	505038	153808	21
8/2019	MI 7	MI 7	TR	109595	505038	153808	505019	139251	31
8/2019	MI 7	MI 7	TR	110019	505038	153808	505018	139250	13
8/2019	MI 7	MI 7	TR	112110	511144	48642	505474	542526	10,544
8/2019	MI 7	MI 7	TR	113186	511136	277072	505038	153808	208
8/2019	MI 7	MI 7	TR	113239	511136	277072	505038	153808	278
8/2019	MI 7	MI 7	TR	113498	511158	48644	505038	153808	217
8/2019	MI 7	MI 7	TR	113709	510005	246067	505038	153808	2,945
8/2019	MI 7	MI 7	TR	114567	505222	140358	505137	320550	71
8/2019	MI 7	MI 7	TR	114824	505230	153728	521606	216654	34
8/2019	MI 7	MI 7	TR	115717	505230	153728	521054	280435	5
8/2019	MI 7	MI 7	TR	117338	505108	243097	505038	153808	1,003
8/2019	MI 7	MI 7	TR	117338	511136	277072	505038	153808	1,697
8/2019	MI 7	MI 7	TR	119958	505038	153808	523014	318733	6
8/2019	MI 7	MI 7	TR	119958	505230	153728	523014	318733	292
8/2019	MI 7	MI 7	TR	119963	505230	153728	521058	282435	169
8/2019	MI 7	MI 7	TR	119970	505108	243097	520021	40785	88
8/2019	MI 7	MI 7	TR	119973	505230	153728	523074	1292925	51
8/2019	MI 7	MI 7	TR	119973	510036	142164	523074	1292925	82
8/2019	MI 7	MI 7	TR	120610	505230	153728	510005	246067	37
8/2019	MI 7	MI 7	TR	122065	511136	277072	521104	40849	6,117
8/2019	MI 7	MI 7	TR	122065	511136	277072	521690	40892	4,510
8/2019	MI 7	MI 7	TR	122700	511136	277072	505038	153808	2,170
8/2019	MI 7	MI 7	TR	124085	511136	277072	505038	153808	2,898
8/2019	MI 7	MI 7	TR	124087	511136	277072	505038	153808	3,007
8/2019	MI 7	MI 7	TR	124625	511136	277072	505038	153808	620
8/2019	MI 7	MI 7	TR	125045	505038	153808	505028	139366	438
8/2019	MI 7	MI 7	TR	125056	505038	153808	505131	295958	63
8/2019	MI 7	MI 7	TR	125056	505131	295958	505038	153808	2,745
8/2019	MI 7	MI 7	TR	125465	505038	153808	505017	139249	10



VASCR351

ANR Pipeline Company Transportation Services Fuel By Route Analysis

Reporting Year: January - December 2019
Production 08/2019

<u>Production Period</u>	<u>Receipt Segment</u>	<u>Delivery Segment</u>	<u>Service Class</u>	<u>Svc Req Contract</u>	<u>Receipt Location</u>	<u>Receipt Loc Prop</u>	<u>Delivery Location</u>	<u>Delivery Loc Prop</u>	<u>Fuel Quantity</u>
8/2019	MI 7	MI 7	TR	125573	511158	48644	505038	153808	1,643
8/2019	MI 7	MI 7	TR	126190	505038	153808	521058	282435	10
8/2019	MI 7	MI 7	TR	126190	505230	153728	523014	318733	7
8/2019	MI 7	MI 7	TR	126338	511136	277072	505038	153808	136
8/2019	MI 7	MI 7	TR	126356	511136	277072	505038	153808	563
8/2019	MI 7	MI 7	TR	126356	511136	277072	521118	11578	518
8/2019	MI 7	MI 7	TR	127693	511136	277072	505038	153808	1,404
8/2019	MI 7	MI 7	TR	127693	511136	277072	521606	216654	186
8/2019	MI 7	MI 7	TR	127699	505038	153808	523084	1402545	979
8/2019	MI 7	MI 7	TR	127959	511144	48642	505038	153808	7
8/2019	MI 7	MI 7	TR	128295	511136	277072	521014	153852	27
8/2019	MI 7	MI 7	TR	128296	505038	153808	521690	40892	88
8/2019	MI 7	MI 7	TR	128296	511136	277072	521014	153852	46
8/2019	MI 7	MI 7	TR	128296	511136	277072	521116	42078	45
8/2019	MI 7	MI 7	TR	128296	511136	277072	521624	4375	12
8/2019	MI 7	MI 7	TR	128296	511158	48644	505038	153808	168
8/2019	MI 7	MI 7	TR	128296	511158	48644	521124	11562	189
8/2019	MI 7	MI 7	TR	128296	511158	48644	521690	40892	18
8/2019	MI 7	MI 7	TR	128709	511136	277072	505038	153808	709
8/2019	MI 7	MI 7	TR	128709	511136	277072	523008	312117	83
8/2019	MI 7	MI 7	TR	128710	511136	277072	505038	153808	748
8/2019	MI 7	MI 7	TR	128710	511136	277072	523008	312117	58
8/2019	MI 7	MI 7	TR	129337	505038	153808	505137	320550	288
8/2019	MI 7	MI 7	TR	129337	505038	153808	510005	246067	257
8/2019	MI 7	MI 7	TR	129337	505038	153808	511136	277072	69
8/2019	MI 7	MI 7	TR	129337	505038	153808	521030	282436	166
8/2019	MI 7	MI 7	TR	129337	505038	153808	523084	1402545	836
8/2019	MI 7	MI 7	TR	129337	505038	153808	523086	523086	111
8/2019	MI 7	MI 7	TR	129337	505222	140358	505137	320550	475
8/2019	MI 7	MI 7	TR	129337	511158	48644	521030	282436	472
8/2019	MI 7	MI 7	TR	129777	511136	277072	505038	153808	8
8/2019	MI 7	MI 7	TR	129887	511136	277072	505038	153808	791
8/2019	MI 7	MI 7	TR	129978	505038	153808	505541	1181282	1



VASCR351

ANR Pipeline Company Transportation Services Fuel By Route Analysis

Reporting Year: *January - December 2019*
Production *08/2019*

<u>Production Period</u>	<u>Receipt Segment</u>	<u>Delivery Segment</u>	<u>Service Class</u>	<u>Svc Req Contract</u>	<u>Receipt Location</u>	<u>Receipt Loc Prop</u>	<u>Delivery Location</u>	<u>Delivery Loc Prop</u>	<u>Fuel Quantity</u>
8/2019	MI 7	MI 7	TR	129978	505108	243097	505541	1181282	137
8/2019	MI 7	MI 7	TR	129978	505230	153728	505541	1181282	44
8/2019	MI 7	MI 7	TR	129978	511136	277072	505541	1181282	315
8/2019	MI 7	MI 7	TR	131162	505038	153808	505137	320550	604
8/2019	MI 7	MI 7	TR	131162	505038	153808	510005	246067	347
8/2019	MI 7	MI 7	TR	131162	505038	153808	523090	523090	416
8/2019	MI 7	MI 7	TR	131162	511136	277072	521116	42078	114
8/2019	MI 7	MI 7	TR	131177	505038	153808	521634	11566	230
8/2019	MI 7	MI 7	TR	131177	505038	153808	521690	40892	209
8/2019	MI 7	MI 7	TR	131177	505038	153808	521932	138744	1
8/2019	MI 7	MI 7	TR	131177	510005	246067	505038	153808	50
8/2019	MI 7	MI 7	TR	131177	510005	246067	521634	11566	525
8/2019	MI 7	MI 7	TR	131177	511136	277072	505038	153808	2
8/2019	MI 7	MI 7	TR	131177	511136	277072	521634	11566	150
8/2019	MI 7	MI 7	TR	131221	510005	246067	505038	153808	75
8/2019	MI 7	MI 7	TR	131221	510005	246067	521008	11616	1,104
8/2019	MI 7	MI 7	TR	131221	510005	246067	521124	11562	6
8/2019	MI 7	MI 7	TR	131221	510005	246067	521606	216654	597
8/2019	MI 7	MI 7	TR	131221	510005	246067	521690	40892	492
8/2019	MI 7	MI 7	TR	131221	511136	277072	505038	153808	2,064
8/2019	MI 7	MI 7	TR	131221	511136	277072	521008	11616	1,260
8/2019	MI 7	MI 7	TR	131221	511136	277072	521074	40470	612
8/2019	MI 7	MI 7	TR	131221	511136	277072	521098	108641	31
8/2019	MI 7	MI 7	TR	131221	511136	277072	521118	11578	31
8/2019	MI 7	MI 7	TR	131221	511136	277072	521122	11751	106
8/2019	MI 7	MI 7	TR	131221	511136	277072	521124	11562	5
8/2019	MI 7	MI 7	TR	131221	511136	277072	521138	11680	62
8/2019	MI 7	MI 7	TR	131221	511136	277072	521142	40477	258
8/2019	MI 7	MI 7	TR	131221	511136	277072	521144	11580	40
8/2019	MI 7	MI 7	TR	131221	511136	277072	521606	216654	759
8/2019	MI 7	MI 7	TR	131221	511136	277072	521670	40468	39
8/2019	MI 7	MI 7	TR	131221	511136	277072	521690	40892	384
8/2019	MI 7	MI 7	TR	131221	511136	277072	521966	216338	20



VASCR351

ANR Pipeline Company Transportation Services Fuel By Route Analysis

Reporting Year: January - December 2019
Production 08/2019

<u>Production Period</u>	<u>Receipt Segment</u>	<u>Delivery Segment</u>	<u>Service Class</u>	<u>Svc Req. Contract</u>	<u>Receipt Location</u>	<u>Receipt Loc Prop</u>	<u>Delivery Location</u>	<u>Delivery Loc Prop</u>	<u>Fuel Quantity</u>
8/2019	MI 7	MI 7	TR	131221	511136	277072	523052	467243	243
8/2019	MI 7	MI 7	TR	131221	511158	48644	521606	216654	2
8/2019	MI 7	MI 7	TR	131221	523086	523086	521074	40470	214
8/2019	MI 7	MI 7	TR	131605	505038	153808	511136	277072	295
8/2019	MI 7	MI 7	TR	131605	505038	153808	521634	11566	394
8/2019	MI 7	MI 7	TR	131605	510005	246067	505038	153808	127
8/2019	MI 7	MI 7	TR	131605	511136	277072	505038	153808	14,962
8/2019	MI 7	MI 7	TR	131605	511136	277072	521634	11566	662
8/2019	MI 7	MI 7	TR	131642	510005	246067	505038	153808	475
8/2019	MI 7	MI 7	TR	131642	510005	246067	521606	216654	798
8/2019	MI 7	MI 7	TR	131642	510005	246067	521634	11566	247
8/2019	MI 7	MI 7	TR	131642	510005	246067	521690	40892	26
8/2019	MI 7	MI 7	TR	131642	511136	277072	505038	153808	63
8/2019	MI 7	MI 7	TR	131642	511136	277072	521606	216654	55
8/2019	MI 7	MI 7	TR	131644	505038	153808	521985	278172	68
8/2019	MI 7	MI 7	TR	131644	510005	246067	505038	153808	154
8/2019	MI 7	MI 7	TR	131644	510005	246067	521116	42078	8
8/2019	MI 7	MI 7	TR	131644	510005	246067	521604	150409	7
8/2019	MI 7	MI 7	TR	131644	510005	246067	521634	11566	21
8/2019	MI 7	MI 7	TR	131644	510005	246067	521690	40892	133
8/2019	MI 7	MI 7	TR	131644	511136	277072	505038	153808	1,277
8/2019	MI 7	MI 7	TR	131644	511136	277072	521008	11616	73
8/2019	MI 7	MI 7	TR	131644	511136	277072	521116	42078	7
8/2019	MI 7	MI 7	TR	131644	511136	277072	521138	11680	20
8/2019	MI 7	MI 7	TR	131644	511136	277072	521604	150409	14
8/2019	MI 7	MI 7	TR	131644	511136	277072	521634	11566	49
8/2019	MI 7	MI 7	TR	131644	511136	277072	521690	40892	319
8/2019	MI 7	MI 7	TR	131853	505038	153808	505541	1181282	94
8/2019	MI 7	MI 7	TR	131854	505038	153808	505541	1181282	12
8/2019	MI 7	MI 7	TR	131854	505108	243097	505541	1181282	10
8/2019	MI 7	MI 7	TR	131923	505108	243097	505038	153808	374
8/2019	MI 7	MI 7	TR	131923	505230	153728	523085	1402711	1
8/2019	MI 7	MI 7	TR	131939	511144	48642	505038	153808	98



VASCR351

ANR Pipeline Company Transportation Services Fuel By Route Analysis

Reporting Year: *January - December 2019*
Production *08/2019*

<u>Production Period</u>	<u>Receipt Segment</u>	<u>Delivery Segment</u>	<u>Service Class</u>	<u>Svc Req Contract</u>	<u>Receipt Location</u>	<u>Receipt Loc Prop</u>	<u>Delivery Location</u>	<u>Delivery Loc Prop</u>	<u>Fuel Quantity</u>
8/2019	MI 7	MI 7	TR	131940	511144	48642	505038	153808	119
8/2019	MI 7	MI 7	TR	131942	511144	48642	505038	153808	98
8/2019	MI 7	MI 7	TR	131988	510005	246067	521030	282436	896
8/2019	MI 7	MI 7	TR	131988	511136	277072	521030	282436	58
8/2019	MI 7	MI 7	TR	131992	511136	277072	521588	40481	868
8/2019	MI 7	MI 7	TR	132082	505038	153808	521985	278172	6
8/2019	MI 7	MI 7	TR	132082	510005	246067	505038	153808	357
8/2019	MI 7	MI 7	TR	132082	510005	246067	521074	40470	6
8/2019	MI 7	MI 7	TR	132082	510005	246067	521634	11566	3
8/2019	MI 7	MI 7	TR	132082	510005	246067	521690	40892	81
8/2019	MI 7	MI 7	TR	132082	511136	277072	521634	11566	11
8/2019	MI 7	MI 7	TR	132083	510005	246067	505038	153808	217
8/2019	MI 7	MI 7	TR	132083	510005	246067	521118	11578	55
8/2019	MI 7	MI 7	TR	132083	510005	246067	521122	11751	43
8/2019	MI 7	MI 7	TR	132083	510005	246067	521124	11562	13
8/2019	MI 7	MI 7	TR	132083	510005	246067	521142	40477	13
8/2019	MI 7	MI 7	TR	132083	510005	246067	521162	11748	82
8/2019	MI 7	MI 7	TR	132083	510005	246067	521634	11566	6
8/2019	MI 7	MI 7	TR	132083	510005	246067	521670	40468	13
8/2019	MI 7	MI 7	TR	132083	510005	246067	521690	40892	38
8/2019	MI 7	MI 7	TR	132083	510005	246067	521966	216338	13
8/2019	MI 7	MI 7	TR	132083	510005	246067	523052	467243	32
8/2019	MI 7	MI 7	TR	132083	511136	277072	505038	153808	22
8/2019	MI 7	MI 7	TR	132095	510005	246067	523008	312117	4,535
8/2019	MI 7	MI 7	TR	132095	511136	277072	505038	153808	14
8/2019	MI 7	MI 7	TR	132095	511136	277072	523008	312117	647
8/2019	MI 7	MI 7	TR	132095	523086	523086	523008	312117	282
8/2019	MI 7	MI 7	TR	132243	511158	48644	505038	153808	34
8/2019	MI 7	MI 7	TR	132243	511158	48644	521124	11562	387
8/2019	MI 7	MI 7	TR	132244	511158	48644	505038	153808	15
8/2019	MI 7	MI 7	TR	132244	511158	48644	521124	11562	450
8/2019	MI 7	MI 7	TR	132267	505230	153728	521942	198847	26
8/2019	MI 7	MI 7	TR	132267	511136	277072	521074	40470	8



VASCR351

**ANR Pipeline Company
Transportation Services
Fuel By Route Analysis**

Reporting Year: January - December 2019
Production 08/2019

<u>Production Period</u>	<u>Receipt Segment</u>	<u>Delivery Segment</u>	<u>Service Class</u>	<u>Svc Req Contract</u>	<u>Receipt Location</u>	<u>Receipt Loc Prop</u>	<u>Delivery Location</u>	<u>Delivery Loc Prop</u>	<u>Fuel Quantity</u>
8/2019	MI 7	MI 7	TR	132267	511136	277072	521144	11580	17
8/2019	MI 7	MI 7	TR	132401	505038	153808	521008	11616	9
8/2019	MI 7	MI 7	TR	132517	505038	153808	523008	312117	104
8/2019	MI 7	MI 7	TR	132517	505230	153728	523029	360888	18
8/2019	MI 7	MI 7	TR	132517	510005	246067	523008	312117	447
8/2019	MI 7	MI 7	TR	132517	511136	277072	523008	312117	128
8/2019	MI 7	MI 7	TR	132517	511158	48644	523008	312117	137
8/2019	MI 7	MI 7	TR	132521	510005	246067	523008	312117	280
8/2019	MI 7	MI 7	TR	132521	511136	277072	523008	312117	106
8/2019	MI 7	MI 7	TR	132521	511158	48644	523008	312117	1,212
8/2019	MI 7	MI 7	TR	132543	505038	153808	505137	320550	167
8/2019	MI 7	MI 7	TR	132544	505038	153808	523008	312117	543
8/2019	MI 7	MI 7	TR	132544	510005	246067	505038	153808	35
8/2019	MI 7	MI 7	TR	132544	510005	246067	523008	312117	1,537
8/2019	MI 7	MI 7	TR	132544	511136	277072	505038	153808	3,006
8/2019	MI 7	MI 7	TR	132544	511136	277072	521116	42078	136
8/2019	MI 7	MI 7	TR	132544	511136	277072	523008	312117	7,204
8/2019	MI 7	MI 7	TR	132544	511158	48644	505038	153808	505
8/2019	MI 7	MI 7	TR	132544	511158	48644	523008	312117	531
8/2019	MI 7	MI 7	TR	132544	513023	120743	523008	312117	2
8/2019	MI 7	MI 7	TR	132581	511158	48644	505038	153808	1,643
8/2019	MI 7	MI 7	TR	132582	505038	153808	505108	243097	144
8/2019	MI 7	MI 7	TR	132582	505038	153808	505541	1181282	61
8/2019	MI 7	MI 7	TR	132582	505038	153808	521058	282435	124
8/2019	MI 7	MI 7	TR	132582	505038	153808	523014	318733	135
8/2019	MI 7	MI 7	TR	132582	505108	243097	505541	1181282	11
8/2019	MI 7	MI 7	TR	132582	511136	277072	505541	1181282	5
8/2019	MI 7	MI 7	TR	132590	505038	153808	505137	320550	497
8/2019	MI 7	MI 7	TR	132590	505038	153808	511136	277072	35
8/2019	MI 7	MI 7	TR	132590	505038	153808	521030	282436	875
8/2019	MI 7	MI 7	TR	132590	505038	153808	521116	42078	35
8/2019	MI 7	MI 7	TR	132590	505038	153808	523084	1402545	450
8/2019	MI 7	MI 7	TR	132590	505108	243097	521030	282436	320



VASCR351

ANR Pipeline Company Transportation Services Fuel By Route Analysis

Reporting Year: January - December 2019
Production 08/2019

<u>Production Period</u>	<u>Receipt Segment</u>	<u>Delivery Segment</u>	<u>Service Class</u>	<u>Svc Req Contract</u>	<u>Receipt Location</u>	<u>Receipt Loc Prop</u>	<u>Delivery Location</u>	<u>Delivery Loc Prop</u>	<u>Fuel Quantity</u>
8/2019	MI 7	MI 7	TR	132590	505108	243097	521116	42078	1
8/2019	MI 7	MI 7	TR	132590	505108	243097	523086	523086	55
8/2019	MI 7	MI 7	TR	132590	505222	140358	505137	320550	14,238
8/2019	MI 7	MI 7	TR	132590	510005	246067	505038	153808	131
8/2019	MI 7	MI 7	TR	132590	510005	246067	521030	282436	27
8/2019	MI 7	MI 7	TR	132590	510005	246067	521116	42078	364
8/2019	MI 7	MI 7	TR	132590	510005	246067	523086	523086	153
8/2019	MI 7	MI 7	TR	132590	511136	277072	505038	153808	570
8/2019	MI 7	MI 7	TR	132590	511136	277072	505515	866062	42
8/2019	MI 7	MI 7	TR	132590	511136	277072	521030	282436	504
8/2019	MI 7	MI 7	TR	132590	511136	277072	521116	42078	1,785
8/2019	MI 7	MI 7	TR	132590	511136	277072	523086	523086	111
8/2019	MI 7	MI 7	TR	132590	511158	48644	505038	153808	3,462
8/2019	MI 7	MI 7	TR	132590	511158	48644	505137	320550	955
8/2019	MI 7	MI 7	TR	132590	511158	48644	511136	277072	163
8/2019	MI 7	MI 7	TR	132590	511158	48644	521030	282436	3,730
8/2019	MI 7	MI 7	TR	132590	511158	48644	523084	1402545	122
8/2019	MI 7	MI 7	TR	132595	511136	277072	505038	153808	32
8/2019	MI 7	MI 7	TR	132600	511136	277072	505038	153808	2,246
8/2019	MI 7	MI 7	TR	132606	505108	243097	521030	282436	314
8/2019	MI 7	MI 7	TR	132606	510005	246067	521030	282436	922
8/2019	MI 7	MI 7	TR	132606	510029	2610	521030	282436	117
8/2019	MI 7	MI 7	TR	132606	511136	277072	521030	282436	532
8/2019	MI 7	MI 7	TR	132612	510005	246067	505038	153808	7
8/2019	MI 7	MI 7	TR	132615	510005	246067	505038	153808	3,409
8/2019	MI 7	MI 7	TR	132615	510005	246067	521008	11616	248
8/2019	MI 7	MI 7	TR	132615	511136	277072	505038	153808	727
8/2019	MI 7	MI 7	TR	132615	511136	277072	521008	11616	379
8/2019	MI 7	MI 7	TR	132630	505038	153808	505137	320550	80
8/2019	MI 7	MI 7	TR	132630	505222	140358	505137	320550	110
8/2019	MI 7	MI 7	TR	132662	505108	243097	521030	282436	1,652
8/2019	MI 7	MI 7	TR	132662	510005	246067	521030	282436	1,339
8/2019	MI 7	MI 7	TR	132662	510029	2610	521030	282436	3



VASCR351

**ANR Pipeline Company
Transportation Services
Fuel By Route Analysis**

Reporting Year: *January - December 2019*
Production 08/2019

<u>Production Period</u>	<u>Receipt Segment</u>	<u>Delivery Segment</u>	<u>Service Class</u>	<u>Svc Req Contract</u>	<u>Receipt Location</u>	<u>Receipt Loc Prop</u>	<u>Delivery Location</u>	<u>Delivery Loc Prop</u>	<u>Fuel Quantity</u>
8/2019	MI 7	MI 7	TR	132662	511136	277072	521030	282436	1,135
8/2019	MI 7	MI 7	TR	132663	505038	153808	505541	1181282	13
8/2019	MI 7	MI 7	TR	132663	505038	153808	521058	282435	16
8/2019	MI 7	MI 7	TR	132663	505038	153808	523014	318733	31
8/2019	MI 7	MI 7	TR	132663	510005	246067	505038	153808	46
8/2019	MI 7	MI 7	TR	132663	510005	246067	505541	1181282	76
8/2019	MI 7	MI 7	TR	132663	511136	277072	505038	153808	65
8/2019	MI 7	MI 7	TR	132663	511136	277072	505541	1181282	28
8/2019	MI 7	MI 7	TR	132663	511136	277072	521634	11566	5
8/2019	MI 7	MI 7	TR	132669	505038	153808	505541	1181282	62
8/2019	MI 7	MI 7	TR	132669	505038	153808	521058	282435	20
8/2019	MI 7	MI 7	TR	132669	505038	153808	521985	278172	9
8/2019	MI 7	MI 7	TR	132669	511136	277072	521116	42078	18
8/2019	MI 7	MI 7	TR	132670	505038	153808	521058	282435	24
8/2019	MI 7	MI 7	TR	132670	511136	277072	505541	1181282	46
8/2019	MI 7	MI 7	TR	132675	511136	277072	505038	153808	2
8/2019	MI 7	MI 7	TR	132682	505038	153808	521008	11616	35
8/2019	MI 7	MI 7	TR	132682	505038	153808	521634	11566	65
8/2019	MI 7	MI 7	TR	132682	505038	153808	521690	40892	13
8/2019	MI 7	MI 7	TR	132682	505038	153808	521985	278172	55
8/2019	MI 7	MI 7	TR	132682	510005	246067	505038	153808	88
8/2019	MI 7	MI 7	TR	132682	510005	246067	521116	42078	8
8/2019	MI 7	MI 7	TR	132682	510005	246067	521670	40468	86
8/2019	MI 7	MI 7	TR	132682	511136	277072	505038	153808	1,139
8/2019	MI 7	MI 7	TR	132682	511136	277072	521116	42078	19
8/2019	MI 7	MI 7	TR	132682	511136	277072	521634	11566	116
8/2019	MI 7	MI 7	TR	132682	511136	277072	521670	40468	18
8/2019	MI 7	MI 7	TR	132682	511136	277072	521690	40892	97
8/2019	MI 7	MI 7	TR	132682	511158	48644	505038	153808	40
8/2019	MI 7	MI 7	TR	132684	521985	278172	521932	138744	1
8/2019	MI 7	MI 7	TR	132698	511136	277072	505038	153808	1,064
8/2019	MI 7	MI 7	TR	132722	511144	48642	505038	153808	56
8/2019	MI 7	MI 7	TR	132723	511144	48642	505038	153808	21



VASCR351

**ANR Pipeline Company
Transportation Services
Fuel By Route Analysis**

Reporting Year: *January - December 2019*
Production 08/2019

<u>Production Period</u>	<u>Receipt Segment</u>	<u>Delivery Segment</u>	<u>Service Class</u>	<u>Svc Req Contract</u>	<u>Receipt Location</u>	<u>Receipt Loc Prop</u>	<u>Delivery Location</u>	<u>Delivery Loc Prop</u>	<u>Fuel Quantity</u>
8/2019	MI 7	MW 6	TR	123405	505038	153808	505013	139241	26
8/2019	MI 7	MW 6	TR	132602	505038	153808	521420	4602	5
8/2019	MI 7	MW 6	TR	132612	505038	153808	521482	4741	1
8/2019	MI 7	MW 6	TR	132612	511136	277072	521434	4619	2
8/2019	MI 7	MW 6	TR	132612	511136	277072	521470	4738	1
8/2019	MI 7	MW 6	TR	132612	511136	277072	521482	4741	15
8/2019	MI 7	MW 6	TR	133094	511136	277072	521482	4741	2
8/2019	MI 7	MW 6	TR	133095	511136	277072	521482	4741	1
8/2019	MI 7	MW 6	TS	109148	505038	153808	521566	12977	3
8/2019	MI 7	MW 6	TS	109171	505038	153808	521428	40193	13
8/2019	MI 7	MW 6	TS	123151	505038	153808	521498	4857	2
8/2019	MI 7	MW 6	TS	123217	505038	153808	521418	12991	4
	Segment Subtotal								75
8/2019	MI 7	W17	TR	850	505038	153808	505025	139257	237
8/2019	MI 7	W17	TR	105428	511136	277072	521262	36868	409
8/2019	MI 7	W17	TR	106955	511136	277072	521172	28846	87
8/2019	MI 7	W17	TR	107306	511136	277072	521298	28736	51
8/2019	MI 7	W17	TR	107879	505038	153808	505023	139255	215
8/2019	MI 7	W17	TR	107879	505038	153808	521172	28846	87
8/2019	MI 7	W17	TR	107897	505038	153808	505024	139256	1,059
8/2019	MI 7	W17	TR	109022	505038	153808	521610	261574	30
8/2019	MI 7	W17	TR	109025	510005	246067	521610	261574	240
8/2019	MI 7	W17	TR	109212	511136	277072	521172	28846	21
8/2019	MI 7	W17	TR	109218	505038	153808	505023	139255	630
8/2019	MI 7	W17	TR	110016	505038	153808	523035	387791	35
8/2019	MI 7	W17	TR	110016	511136	277072	523035	387791	2,346
8/2019	MI 7	W17	TR	111296	511136	277072	505026	139258	2,170
8/2019	MI 7	W17	TR	111316	511136	277072	521370	28788	124
8/2019	MI 7	W17	TR	111730	511136	277072	521164	28842	172
8/2019	MI 7	W17	TR	111730	511136	277072	521256	174788	110
8/2019	MI 7	W17	TR	111730	511136	277072	521258	265372	48
8/2019	MI 7	W17	TR	111730	511136	277072	521786	28798	62
8/2019	MI 7	W17	TR	111730	511136	277072	523034	384136	4,941



VASCR351

**ANR Pipeline Company
Transportation Services
Fuel By Route Analysis**

Reporting Year: *January - December 2019*
Production 08/2019

<u>Production Period</u>	<u>Receipt Segment</u>	<u>Delivery Segment</u>	<u>Service Class</u>	<u>Svc Req Contract</u>	<u>Receipt Location</u>	<u>Receipt Loc Prop</u>	<u>Delivery Location</u>	<u>Delivery Loc Prop</u>	<u>Fuel Quantity</u>
8/2019	MI 7	WI 7	TR	112565	505038	153808	521650	269472	1,463
8/2019	MI 7	WI 7	TR	112565	505108	243097	521650	269472	390
8/2019	MI 7	WI 7	TR	112565	505108	243097	523032	384134	58
8/2019	MI 7	WI 7	TR	112565	511136	277072	523032	384134	5,539
8/2019	MI 7	WI 7	TR	112565	511136	277072	523042	439345	131
8/2019	MI 7	WI 7	TR	113186	505108	243097	523032	384134	527
8/2019	MI 7	WI 7	TR	113186	511136	277072	523032	384134	1,352
8/2019	MI 7	WI 7	TR	113186	511136	277072	523042	439345	52
8/2019	MI 7	WI 7	TR	113239	511136	277072	505025	139257	1
8/2019	MI 7	WI 7	TR	113479	505038	153808	521786	28798	69
8/2019	MI 7	WI 7	TR	113479	505038	153808	523034	384136	17
8/2019	MI 7	WI 7	TR	113479	511136	277072	521164	28842	424
8/2019	MI 7	WI 7	TR	113479	511136	277072	521256	174788	24
8/2019	MI 7	WI 7	TR	113877	511136	277072	521168	28834	325
8/2019	MI 7	WI 7	TR	113879	511136	277072	521350	28660	93
8/2019	MI 7	WI 7	TR	113880	511136	277072	521786	28798	155
8/2019	MI 7	WI 7	TR	113881	511136	277072	521198	28782	31
8/2019	MI 7	WI 7	TR	113884	511136	277072	521246	28844	414
8/2019	MI 7	WI 7	TR	113886	511136	277072	521166	40496	93
8/2019	MI 7	WI 7	TR	113889	511136	277072	521178	28883	93
8/2019	MI 7	WI 7	TR	113890	511136	277072	521214	40197	62
8/2019	MI 7	WI 7	TR	113895	511136	277072	521320	28740	31
8/2019	MI 7	WI 7	TR	113904	511136	277072	521210	28828	124
8/2019	MI 7	WI 7	TR	113906	511136	277072	521344	28734	31
8/2019	MI 7	WI 7	TR	113910	511136	277072	521310	28743	31
8/2019	MI 7	WI 7	TR	113914	511136	277072	521180	28875	31
8/2019	MI 7	WI 7	TR	113916	511136	277072	521316	28831	31
8/2019	MI 7	WI 7	TR	113917	511136	277072	521194	40223	31
8/2019	MI 7	WI 7	TR	113921	511136	277072	521260	36867	60
8/2019	MI 7	WI 7	TR	113922	511136	277072	521246	28844	29
8/2019	MI 7	WI 7	TR	113922	511136	277072	521784	28720	582
8/2019	MI 7	WI 7	TR	113924	511136	277072	521814	36934	31
8/2019	MI 7	WI 7	TR	113925	511136	277072	521248	28811	31



VASCR351

**ANR Pipeline Company
Transportation Services
Fuel By Route Analysis**

Reporting Year: *January - December 2019*
Production **08/2019**

<u>Production Period</u>	<u>Receipt Segment</u>	<u>Delivery Segment</u>	<u>Service Class</u>	<u>Svc Req Contract</u>	<u>Receipt Location</u>	<u>Receipt Loc Prop</u>	<u>Delivery Location</u>	<u>Delivery Loc Prop</u>	<u>Fuel Quantity</u>
8/2019	MI 7	WI 7	TR	113928	511136	277072	521240	28759	31
8/2019	MI 7	WI 7	TR	113933	511136	277072	521204	28672	93
8/2019	MI 7	WI 7	TR	113936	511136	277072	521248	28811	85
8/2019	MI 7	WI 7	TR	113937	511136	277072	523034	384136	184
8/2019	MI 7	WI 7	TR	113938	511136	277072	521184	40224	31
8/2019	MI 7	WI 7	TR	113945	511136	277072	521814	36934	210
8/2019	MI 7	WI 7	TR	113953	511136	277072	521202	28682	31
8/2019	MI 7	WI 7	TR	113956	511136	277072	521324	28794	62
8/2019	MI 7	WI 7	TR	113960	511136	277072	521370	28788	62
8/2019	MI 7	WI 7	TR	113961	511136	277072	521286	28853	31
8/2019	MI 7	WI 7	TR	113963	511136	277072	521336	28738	31
8/2019	MI 7	WI 7	TR	113975	511136	277072	521370	28788	31
8/2019	MI 7	WI 7	TR	113976	511136	277072	521012	40226	180
8/2019	MI 7	WI 7	TR	113978	511136	277072	521382	174790	31
8/2019	MI 7	WI 7	TR	113981	511136	277072	521374	28662	93
8/2019	MI 7	WI 7	TR	113987	505038	153808	521784	28720	13
8/2019	MI 7	WI 7	TR	113987	511136	277072	521784	28720	497
8/2019	MI 7	WI 7	TR	113992	511136	277072	521324	28794	31
8/2019	MI 7	WI 7	TR	113999	511136	277072	521230	28819	31
8/2019	MI 7	WI 7	TR	114000	511136	277072	521174	28778	62
8/2019	MI 7	WI 7	TR	114005	511136	277072	521676	100052	120
8/2019	MI 7	WI 7	TR	114007	511136	277072	521168	28834	93
8/2019	MI 7	WI 7	TR	114505	511136	277072	505026	139258	651
8/2019	MI 7	WI 7	TR	114525	511136	277072	521200	28679	62
8/2019	MI 7	WI 7	TR	114668	505038	153808	521256	174788	95
8/2019	MI 7	WI 7	TR	114668	505038	153808	521258	265372	15
8/2019	MI 7	WI 7	TR	114668	505038	153808	521786	28798	147
8/2019	MI 7	WI 7	TR	114677	505108	243097	521288	28670	846
8/2019	MI 7	WI 7	TR	114823	505108	243097	521266	28702	24
8/2019	MI 7	WI 7	TR	114823	511136	277072	521266	28702	224
8/2019	MI 7	WI 7	TR	115224	511136	277072	521012	40226	124
8/2019	MI 7	WI 7	TR	115931	511136	277072	521298	28736	62
8/2019	MI 7	WI 7	TR	115957	505038	153808	505504	854822	1,105



VASCR351

ANR Pipeline Company Transportation Services Fuel By Route Analysis

Reporting Year: *January - December 2019*
Production *08/2019*

<u>Production Period</u>	<u>Receipt Segment</u>	<u>Delivery Segment</u>	<u>Service Class</u>	<u>Svc Req Contract</u>	<u>Receipt Location</u>	<u>Receipt Loc Prop</u>	<u>Delivery Location</u>	<u>Delivery Loc Prop</u>	<u>Fuel Quantity</u>
8/2019	MI 7	WI 7	TR	117335	505038	153808	505021	139253	140
8/2019	MI 7	WI 7	TR	117336	511136	277072	521810	36869	480
8/2019	MI 7	WI 7	TR	117338	505108	243097	521262	36868	55
8/2019	MI 7	WI 7	TR	117338	511136	277072	521262	36868	39
8/2019	MI 7	WI 7	TR	117354	510005	246067	521262	36868	17
8/2019	MI 7	WI 7	TR	117358	511136	277072	505021	139253	3
8/2019	MI 7	WI 7	TR	118490	511136	277072	521270	28676	31
8/2019	MI 7	WI 7	TR	118794	505038	153808	505023	139255	52
8/2019	MI 7	WI 7	TR	121932	505108	243097	521266	28702	58
8/2019	MI 7	WI 7	TR	123397	505108	243097	521266	28702	155
8/2019	MI 7	WI 7	TR	123397	510005	246067	521266	28702	62
8/2019	MI 7	WI 7	TR	123398	511136	277072	521392	28730	93
8/2019	MI 7	WI 7	TR	124085	511136	277072	521172	28846	78
8/2019	MI 7	WI 7	TR	124175	511136	277072	521314	28661	155
8/2019	MI 7	WI 7	TR	124176	511136	277072	521298	28736	93
8/2019	MI 7	WI 7	TR	124177	511136	277072	521188	28862	31
8/2019	MI 7	WI 7	TR	124178	511136	277072	521322	28868	62
8/2019	MI 7	WI 7	TR	124705	511136	277072	521262	36868	245
8/2019	MI 7	WI 7	TR	124706	511136	277072	521266	28702	227
8/2019	MI 7	WI 7	TR	125014	511136	277072	521812	40304	93
8/2019	MI 7	WI 7	TR	125655	511136	277072	521302	28747	31
8/2019	MI 7	WI 7	TR	126181	505038	153808	521164	28842	247
8/2019	MI 7	WI 7	TR	126181	505038	153808	521256	174788	332
8/2019	MI 7	WI 7	TR	126181	505038	153808	521258	265372	217
8/2019	MI 7	WI 7	TR	126181	505038	153808	521786	28798	393
8/2019	MI 7	WI 7	TR	126181	505038	153808	523034	384136	172
8/2019	MI 7	WI 7	TR	126181	505230	153728	521164	28842	720
8/2019	MI 7	WI 7	TR	126181	505230	153728	521250	28841	114
8/2019	MI 7	WI 7	TR	126181	505230	153728	521784	28720	23
8/2019	MI 7	WI 7	TR	126181	510005	246067	523034	384136	60
8/2019	MI 7	WI 7	TR	126181	511136	277072	521164	28842	387
8/2019	MI 7	WI 7	TR	126181	511136	277072	521256	174788	352
8/2019	MI 7	WI 7	TR	126181	511136	277072	521786	28798	248



VASCR351

ANR Pipeline Company Transportation Services Fuel By Route Analysis

Reporting Year: *January - December 2019*
Production 08/2019

<u>Production Period</u>	<u>Receipt Segment</u>	<u>Delivery Segment</u>	<u>Service Class</u>	<u>Svc Req Contract</u>	<u>Receipt Location</u>	<u>Receipt Loc Prop</u>	<u>Delivery Location</u>	<u>Delivery Loc Prop</u>	<u>Fuel Quantity</u>
8/2019	MI 7	WI 7	TR	126181	511136	277072	523034	384136	552
8/2019	MI 7	WI 7	TR	126183	505038	153808	523034	384136	603
8/2019	MI 7	WI 7	TR	126190	505108	243097	523041	395460	44
8/2019	MI 7	WI 7	TR	126190	511136	277072	523041	395460	331
8/2019	MI 7	WI 7	TR	126229	511136	277072	521260	36867	61
8/2019	MI 7	WI 7	TR	126231	511136	277072	521266	28702	31
8/2019	MI 7	WI 7	TR	126333	511136	277072	505026	139258	1,023
8/2019	MI 7	WI 7	TR	126336	511136	277072	523032	384134	103
8/2019	MI 7	WI 7	TR	126336	511136	277072	523042	439345	138
8/2019	MI 7	WI 7	TR	126338	511136	277072	523032	384134	2,954
8/2019	MI 7	WI 7	TR	126340	505038	153808	521296	139402	139
8/2019	MI 7	WI 7	TR	126340	505038	153808	523042	439345	139
8/2019	MI 7	WI 7	TR	126509	511136	277072	521266	28702	31
8/2019	MI 7	WI 7	TR	126513	511136	277072	521374	28662	31
8/2019	MI 7	WI 7	TR	126846	510005	246067	521174	28778	18
8/2019	MI 7	WI 7	TR	127959	511136	277072	521302	28747	31
8/2019	MI 7	WI 7	TR	128295	511136	277072	521164	28842	49
8/2019	MI 7	WI 7	TR	128296	511136	277072	521012	40226	101
8/2019	MI 7	WI 7	TR	128296	511136	277072	521610	261574	366
8/2019	MI 7	WI 7	TR	128321	511136	277072	521324	28794	159
8/2019	MI 7	WI 7	TR	128408	511136	277072	521266	28702	475
8/2019	MI 7	WI 7	TR	128418	511136	277072	521238	28836	155
8/2019	MI 7	WI 7	TR	128423	511136	277072	521012	40226	51
8/2019	MI 7	WI 7	TR	128423	511136	277072	521164	28842	17
8/2019	MI 7	WI 7	TR	128423	511136	277072	521174	28778	34
8/2019	MI 7	WI 7	TR	128423	511136	277072	521246	28844	103
8/2019	MI 7	WI 7	TR	128423	511136	277072	521310	28743	50
8/2019	MI 7	WI 7	TR	128423	511136	277072	521676	100052	2
8/2019	MI 7	WI 7	TR	128423	511136	277072	521784	28720	65
8/2019	MI 7	WI 7	TR	128423	511136	277072	521786	28798	3
8/2019	MI 7	WI 7	TR	128428	511136	277072	521306	28741	124
8/2019	MI 7	WI 7	TR	128429	511136	277072	521190	28825	93
8/2019	MI 7	WI 7	TR	128430	511136	277072	521164	28842	112



VASCR351

ANR Pipeline Company Transportation Services Fuel By Route Analysis

Reporting Year: *January - December 2019*
Production 08/2019

<u>Production Period</u>	<u>Receipt Segment</u>	<u>Delivery Segment</u>	<u>Service Class</u>	<u>Svc Req Contract</u>	<u>Receipt Location</u>	<u>Receipt Loc Prop</u>	<u>Delivery Location</u>	<u>Delivery Loc Prop</u>	<u>Fuel Quantity</u>
8/2019	MI 7	WI 7	TR	128430	511136	277072	521178	28883	142
8/2019	MI 7	WI 7	TR	129655	511136	277072	521270	28676	31
8/2019	MI 7	WI 7	TR	129656	511136	277072	521270	28676	93
8/2019	MI 7	WI 7	TR	129657	511136	277072	521208	28780	31
8/2019	MI 7	WI 7	TR	129658	511136	277072	521188	28862	62
8/2019	MI 7	WI 7	TR	129663	511136	277072	521758	28855	31
8/2019	MI 7	WI 7	TR	129666	511136	277072	521356	28774	62
8/2019	MI 7	WI 7	TR	129749	511136	277072	521318	28829	145
8/2019	MI 7	WI 7	TR	129750	511136	277072	521012	40226	61
8/2019	MI 7	WI 7	TR	129750	511136	277072	521164	28842	61
8/2019	MI 7	WI 7	TR	129750	511136	277072	521266	28702	41
8/2019	MI 7	WI 7	TR	129750	511136	277072	521336	28738	55
8/2019	MI 7	WI 7	TR	129750	511136	277072	521784	28720	138
8/2019	MI 7	WI 7	TR	129751	511136	277072	521340	28732	51
8/2019	MI 7	WI 7	TR	129751	511136	277072	521392	28730	119
8/2019	MI 7	WI 7	TR	129752	511136	277072	521164	28842	82
8/2019	MI 7	WI 7	TR	129752	511136	277072	521330	28761	51
8/2019	MI 7	WI 7	TR	129752	511136	277072	521812	40304	36
8/2019	MI 7	WI 7	TR	129753	505038	153808	521246	28844	11
8/2019	MI 7	WI 7	TR	129753	511136	277072	521164	28842	75
8/2019	MI 7	WI 7	TR	129753	511136	277072	521246	28844	31
8/2019	MI 7	WI 7	TR	129753	511136	277072	521298	28736	32
8/2019	MI 7	WI 7	TR	129754	511136	277072	521164	28842	30
8/2019	MI 7	WI 7	TR	129754	511136	277072	521676	100052	239
8/2019	MI 7	WI 7	TR	129754	511136	277072	521784	28720	14
8/2019	MI 7	WI 7	TR	129755	511136	277072	521344	28734	93
8/2019	MI 7	WI 7	TR	129756	505038	153808	523047	444972	8
8/2019	MI 7	WI 7	TR	129756	511136	277072	523047	444972	173
8/2019	MI 7	WI 7	TR	129761	511136	277072	521330	28761	93
8/2019	MI 7	WI 7	TR	129762	505038	153808	521372	11703	8
8/2019	MI 7	WI 7	TR	129762	511136	277072	521372	11703	291
8/2019	MI 7	WI 7	TR	129763	511136	277072	521260	36867	371
8/2019	MI 7	WI 7	TR	129764	511136	277072	523047	444972	113



VASCR351

ANR Pipeline Company Transportation Services Fuel By Route Analysis

Reporting Year: *January - December 2019*
Production 08/2019

<u>Production Period</u>	<u>Receipt Segment</u>	<u>Delivery Segment</u>	<u>Service Class</u>	<u>Svc Req Contract</u>	<u>Receipt Location</u>	<u>Receipt Loc Prop</u>	<u>Delivery Location</u>	<u>Delivery Loc Prop</u>	<u>Fuel Quantity</u>
8/2019	MI 7	WI 7	TR	129765	511136	277072	521198	28782	31
8/2019	MI 7	WI 7	TR	129766	511136	277072	521370	28788	147
8/2019	MI 7	WI 7	TR	129767	511136	277072	521266	28702	310
8/2019	MI 7	WI 7	TR	129768	511136	277072	521324	28794	150
8/2019	MI 7	WI 7	TR	129769	511136	277072	521326	28772	147
8/2019	MI 7	WI 7	TR	129770	511136	277072	521196	28771	31
8/2019	MI 7	WI 7	TR	129771	511136	277072	521230	28819	174
8/2019	MI 7	WI 7	TR	129772	511136	277072	521186	42139	31
8/2019	MI 7	WI 7	TR	129773	511136	277072	521374	28662	168
8/2019	MI 7	WI 7	TR	129774	511136	277072	521164	28842	17
8/2019	MI 7	WI 7	TR	129774	511136	277072	521302	28747	51
8/2019	MI 7	WI 7	TR	129775	511136	277072	521316	28831	62
8/2019	MI 7	WI 7	TR	129776	511136	277072	521322	28868	62
8/2019	MI 7	WI 7	TR	129777	505038	153808	521266	28702	20
8/2019	MI 7	WI 7	TR	129777	511136	277072	521164	28842	483
8/2019	MI 7	WI 7	TR	129777	511136	277072	521246	28844	63
8/2019	MI 7	WI 7	TR	129777	511136	277072	521266	28702	52
8/2019	MI 7	WI 7	TR	129796	511136	277072	521174	28778	10
8/2019	MI 7	WI 7	TR	129796	511136	277072	521372	11703	275
8/2019	MI 7	WI 7	TR	129878	511136	277072	523032	384134	2,139
8/2019	MI 7	WI 7	TR	129887	505038	153808	521172	28846	38
8/2019	MI 7	WI 7	TR	129887	511136	277072	521172	28846	15
8/2019	MI 7	WI 7	TR	130795	505108	243097	505597	505597	10
8/2019	MI 7	WI 7	TR	130795	505108	243097	521164	28842	523
8/2019	MI 7	WI 7	TR	130795	505108	243097	521260	36867	1
8/2019	MI 7	WI 7	TR	130795	505108	243097	521296	139402	57
8/2019	MI 7	WI 7	TR	130795	505108	243097	521650	269472	8
8/2019	MI 7	WI 7	TR	130795	505108	243097	521654	284917	978
8/2019	MI 7	WI 7	TR	130795	505108	243097	521784	28720	156
8/2019	MI 7	WI 7	TR	130795	505108	243097	523032	384134	2
8/2019	MI 7	WI 7	TR	130795	505108	243097	523034	384136	2,522
8/2019	MI 7	WI 7	TR	130795	505108	243097	523035	387791	538
8/2019	MI 7	WI 7	TR	130795	505108	243097	523042	439345	88



VASCR351

ANR Pipeline Company Transportation Services Fuel By Route Analysis

Reporting Year: *January - December 2019*
Production *08/2019*

<u>Production Period</u>	<u>Receipt Segment</u>	<u>Delivery Segment</u>	<u>Service Class</u>	<u>Svc Req Contract</u>	<u>Receipt Location</u>	<u>Receipt Loc Prop</u>	<u>Delivery Location</u>	<u>Delivery Loc Prop</u>	<u>Fuel Quantity</u>
8/2019	MI 7	WI 7	TR	131221	510005	246067	521172	28846	2
8/2019	MI 7	WI 7	TR	131221	510005	246067	521174	28778	19
8/2019	MI 7	WI 7	TR	131221	510005	246067	521246	28844	1
8/2019	MI 7	WI 7	TR	131221	511136	277072	521012	40226	128
8/2019	MI 7	WI 7	TR	131221	511136	277072	521172	28846	38
8/2019	MI 7	WI 7	TR	131221	511136	277072	521174	28778	1,003
8/2019	MI 7	WI 7	TR	131221	511136	277072	521246	28844	1,356
8/2019	MI 7	WI 7	TR	131221	511136	277072	521252	28779	461
8/2019	MI 7	WI 7	TR	131221	511136	277072	521260	36867	60
8/2019	MI 7	WI 7	TR	131221	511136	277072	521266	28702	63
8/2019	MI 7	WI 7	TR	131221	511136	277072	521298	28736	30
8/2019	MI 7	WI 7	TR	131221	511136	277072	521302	28747	30
8/2019	MI 7	WI 7	TR	131221	511136	277072	521314	28661	132
8/2019	MI 7	WI 7	TR	131221	511136	277072	521316	28831	30
8/2019	MI 7	WI 7	TR	131221	511136	277072	521324	28794	30
8/2019	MI 7	WI 7	TR	131221	511136	277072	521374	28662	63
8/2019	MI 7	WI 7	TR	131221	511136	277072	521784	28720	947
8/2019	MI 7	WI 7	TR	131221	511136	277072	521812	40304	22
8/2019	MI 7	WI 7	TR	131221	511136	277072	521814	36934	49
8/2019	MI 7	WI 7	TR	131642	511136	277072	523034	384136	84
8/2019	MI 7	WI 7	TR	131642	511136	277072	523035	387791	12
8/2019	MI 7	WI 7	TR	131644	511136	277072	521654	284917	14
8/2019	MI 7	WI 7	TR	131644	511136	277072	523032	384134	2
8/2019	MI 7	WI 7	TR	131939	511136	277072	521188	28862	31
8/2019	MI 7	WI 7	TR	131939	511136	277072	521246	28844	108
8/2019	MI 7	WI 7	TR	131939	511136	277072	521288	28670	91
8/2019	MI 7	WI 7	TR	131939	511136	277072	521328	28763	31
8/2019	MI 7	WI 7	TR	131939	511136	277072	521330	28761	31
8/2019	MI 7	WI 7	TR	131939	511136	277072	521340	28732	31
8/2019	MI 7	WI 7	TR	131939	511136	277072	521784	28720	62
8/2019	MI 7	WI 7	TR	131940	511136	277072	521288	28670	304
8/2019	MI 7	WI 7	TR	131940	511136	277072	521314	28661	36
8/2019	MI 7	WI 7	TR	131942	511136	277072	521164	28842	32



VASCR351

**ANR Pipeline Company
Transportation Services
Fuel By Route Analysis**

Reporting Year: *January - December 2019*
Production 08/2019

<u>Production Period</u>	<u>Receipt Segment</u>	<u>Delivery Segment</u>	<u>Service Class</u>	<u>Svc Req Contract</u>	<u>Receipt Location</u>	<u>Receipt Loc Prop</u>	<u>Delivery Location</u>	<u>Delivery Loc Prop</u>	<u>Fuel Quantity</u>
8/2019	MI 7	WI 7	TR	131942	511136	277072	521288	28670	270
8/2019	MI 7	WI 7	TR	131942	511136	277072	521314	28661	3
8/2019	MI 7	WI 7	TR	132005	511136	277072	505026	139258	2,077
8/2019	MI 7	WI 7	TR	132082	511136	277072	523034	384136	73
8/2019	MI 7	WI 7	TR	132083	511136	277072	523034	384136	120
8/2019	MI 7	WI 7	TR	132517	511136	277072	523034	384136	78
8/2019	MI 7	WI 7	TR	132517	511136	277072	523042	439345	103
8/2019	MI 7	WI 7	TR	132521	510005	246067	523042	439345	159
8/2019	MI 7	WI 7	TR	132521	511136	277072	523042	439345	69
8/2019	MI 7	WI 7	TR	132544	511136	277072	521650	269472	111
8/2019	MI 7	WI 7	TR	132590	510005	246067	523034	384136	68
8/2019	MI 7	WI 7	TR	132625	511136	277072	521172	28846	35
8/2019	MI 7	WI 7	TR	132626	511136	277072	521172	28846	35
8/2019	MI 7	WI 7	TR	132627	511136	277072	521266	28702	14
8/2019	MI 7	WI 7	TR	132627	511136	277072	523032	384134	35
8/2019	MI 7	WI 7	TR	132628	511136	277072	523032	384134	35
8/2019	MI 7	WI 7	TR	132629	511136	277072	521266	28702	56
8/2019	MI 7	WI 7	TR	132663	511136	277072	521172	28846	27
8/2019	MI 7	WI 7	TR	132669	505038	153808	521650	269472	28
8/2019	MI 7	WI 7	TR	132669	511136	277072	521164	28842	35
8/2019	MI 7	WI 7	TR	132669	511136	277072	521256	174788	29
8/2019	MI 7	WI 7	TR	132669	511136	277072	521650	269472	56
8/2019	MI 7	WI 7	TR	132669	511136	277072	523034	384136	64
8/2019	MI 7	WI 7	TR	132669	511136	277072	523035	387791	34
8/2019	MI 7	WI 7	TR	132670	510005	246067	521650	269472	29
8/2019	MI 7	WI 7	TR	132670	511136	277072	521258	265372	69
8/2019	MI 7	WI 7	TR	132670	511136	277072	521650	269472	770
8/2019	MI 7	WI 7	TR	132670	511136	277072	523032	384134	69
8/2019	MI 7	WI 7	TR	132682	505108	243097	523034	384136	324
8/2019	MI 7	WI 7	TR	132682	505108	243097	523035	387791	81
8/2019	MI 7	WI 7	TR	132682	511136	277072	521650	269472	37
8/2019	MI 7	WI 7	TR	132682	511136	277072	521654	284917	174
8/2019	MI 7	WI 7	TR	132682	511136	277072	523034	384136	438



VASCR351

**ANR Pipeline Company
Transportation Services
Fuel By Route Analysis**

Reporting Year: *January - December 2019*
Production *08/2019*

<u>Production Period</u>	<u>Receipt Segment</u>	<u>Delivery Segment</u>	<u>Service Class</u>	<u>Svc Req Contract</u>	<u>Receipt Location</u>	<u>Receipt Loc Prop</u>	<u>Delivery Location</u>	<u>Delivery Loc Prop</u>	<u>Fuel Quantity</u>
8/2019	MI 7	WI 7	TR	132682	511136	277072	523035	387791	152
8/2019	MI 7	WI 7	TR	132684	505108	243097	521164	28842	67
8/2019	MI 7	WI 7	TR	132684	505108	243097	521654	284917	55
8/2019	MI 7	WI 7	TR	132684	505108	243097	523042	439345	69
8/2019	MI 7	WI 7	TR	132684	510005	246067	521654	284917	42
8/2019	MI 7	WI 7	TR	132684	510005	246067	523034	384136	63
8/2019	MI 7	WI 7	TR	132684	511136	277072	521654	284917	83
8/2019	MI 7	WI 7	TR	132684	511136	277072	523042	439345	215
8/2019	MI 7	WI 7	TR	132685	505108	243097	521654	284917	103
8/2019	MI 7	WI 7	TR	132685	505108	243097	523034	384136	196
8/2019	MI 7	WI 7	TR	132685	505108	243097	523042	439345	79
8/2019	MI 7	WI 7	TR	132685	510005	246067	505597	505597	38
8/2019	MI 7	WI 7	TR	132685	510005	246067	521654	284917	291
8/2019	MI 7	WI 7	TR	132685	510005	246067	523034	384136	414
8/2019	MI 7	WI 7	TR	132685	510005	246067	523035	387791	13
8/2019	MI 7	WI 7	TR	132685	510005	246067	523042	439345	252
8/2019	MI 7	WI 7	TR	132685	511136	277072	521256	174788	139
8/2019	MI 7	WI 7	TR	132685	511136	277072	521654	284917	180
8/2019	MI 7	WI 7	TR	132685	511136	277072	523034	384136	252
8/2019	MI 7	WI 7	TR	132685	511136	277072	523035	387791	28
8/2019	MI 7	WI 7	TR	132685	511136	277072	523042	439345	60
8/2019	MI 7	WI 7	TR	132686	510005	246067	521654	284917	197
8/2019	MI 7	WI 7	TR	132686	510005	246067	523034	384136	42
8/2019	MI 7	WI 7	TR	132686	510005	246067	523042	439345	10
8/2019	MI 7	WI 7	TR	132686	511136	277072	521654	284917	327
8/2019	MI 7	WI 7	TR	132686	511136	277072	523034	384136	245
8/2019	MI 7	WI 7	TR	132686	511136	277072	523042	439345	194
8/2019	MI 7	WI 7	TR	132722	511136	277072	521178	28883	80
8/2019	MI 7	WI 7	TR	132722	511136	277072	521300	28739	155
8/2019	MI 7	WI 7	TR	132723	511136	277072	521180	28875	62
8/2019	MI 7	WI 7	TR	132723	511136	277072	521300	28739	31
8/2019	MI 7	WI 7	TR	132724	511136	277072	521300	28739	31
8/2019	MI 7	WI 7	TR	132724	511136	277072	521794	28870	31



VASCR351

**ANR Pipeline Company
Transportation Services
Fuel By Route Analysis**

Reporting Year: *January - December 2019*
Production **08/2019**

<u>Production Period</u>	<u>Receipt Segment</u>	<u>Delivery Segment</u>	<u>Service Class</u>	<u>Svc Req Contract</u>	<u>Receipt Location</u>	<u>Receipt Loc Prop</u>	<u>Delivery Location</u>	<u>Delivery Loc Prop</u>	<u>Fuel Quantity</u>
8/2019	MI 7	WI 7	TR	132725	511136	277072	521314	28661	155
8/2019	MI 7	WI 7	TR	132744	511136	277072	521164	28842	209
8/2019	MI 7	WI 7	TR	132806	505108	243097	523034	384136	565
8/2019	MI 7	WI 7	TR	132806	511136	277072	523034	384136	1,474
8/2019	MI 7	WI 7	TR	133001	505038	153808	521356	28774	11
8/2019	MI 7	WI 7	TR	133001	511136	277072	521356	28774	98
8/2019	MI 7	WI 7	TR	133001	511136	277072	521676	100052	28
8/2019	MI 7	WI 7	TR	133002	511136	277072	521306	28741	156
8/2019	MI 7	WI 7	TR	133003	511136	277072	521178	28883	300
8/2019	MI 7	WI 7	TR	133004	511136	277072	521814	36934	83
8/2019	MI 7	WI 7	TR	133005	511136	277072	521374	28662	155
8/2019	MI 7	WI 7	TR	133006	511136	277072	521676	100052	93
8/2019	MI 7	WI 7	TR	133007	511136	277072	521330	28761	192
8/2019	MI 7	WI 7	TR	133008	505038	153808	521164	28842	39
8/2019	MI 7	WI 7	TR	133008	505038	153808	521784	28720	27
8/2019	MI 7	WI 7	TR	133008	511136	277072	521164	28842	656
8/2019	MI 7	WI 7	TR	133008	511136	277072	521246	28844	51
8/2019	MI 7	WI 7	TR	133008	511136	277072	521266	28702	27
8/2019	MI 7	WI 7	TR	133008	511136	277072	521322	28868	73
8/2019	MI 7	WI 7	TR	133008	511136	277072	521784	28720	28
8/2019	MI 7	WI 7	TR	133008	511136	277072	521812	40304	30
8/2019	MI 7	WI 7	TR	133008	511136	277072	523034	384136	17
8/2019	MI 7	WI 7	TR	133034	511136	277072	521034	183670	4
8/2019	MI 7	WI 7	TR	133039	511136	277072	521012	40226	87
8/2019	MI 7	WI 7	TR	133039	511136	277072	521180	28875	62
8/2019	MI 7	WI 7	TR	133039	511136	277072	521220	28766	53
8/2019	MI 7	WI 7	TR	133039	511136	277072	521240	28759	62
8/2019	MI 7	WI 7	TR	133039	511136	277072	521250	28841	83
8/2019	MI 7	WI 7	TR	133039	511136	277072	521266	28702	42
8/2019	MI 7	WI 7	TR	133039	511136	277072	521314	28661	207
8/2019	MI 7	WI 7	TR	133039	511136	277072	521322	28868	62
8/2019	MI 7	WI 7	TR	133039	511136	277072	521328	28763	124
8/2019	MI 7	WI 7	TR	133039	511136	277072	521330	28761	53



VASCR351

ANR Pipeline Company Transportation Services Fuel By Route Analysis

Reporting Year: *January - December 2019*
Production *08/2019*

<u>Production Period</u>	<u>Receipt Segment</u>	<u>Delivery Segment</u>	<u>Service Class</u>	<u>Svc Req Contract</u>	<u>Receipt Location</u>	<u>Receipt Loc Prop</u>	<u>Delivery Location</u>	<u>Delivery Loc Prop</u>	<u>Fuel Quantity</u>
8/2019	MI 7	WI 7	TR	133039	511136	277072	521336	28738	31
8/2019	MI 7	WI 7	TR	133039	511136	277072	521350	28660	75
8/2019	MI 7	WI 7	TR	133039	511136	277072	521676	100052	66
8/2019	MI 7	WI 7	TR	133039	511136	277072	521786	28798	46
8/2019	MI 7	WI 7	TR	133039	511136	277072	521814	36934	153
8/2019	MI 7	WI 7	TR	133089	505038	153808	521314	28661	14
8/2019	MI 7	WI 7	TR	133089	511136	277072	521164	28842	275
8/2019	MI 7	WI 7	TR	133089	511136	277072	521246	28844	13
8/2019	MI 7	WI 7	TR	133089	511136	277072	521314	28661	21
8/2019	MI 7	WI 7	TR	133089	511136	277072	521322	28868	22
8/2019	MI 7	WI 7	TR	133089	511136	277072	521786	28798	2
8/2019	MI 7	WI 7	TS	121185	505038	153808	523034	384136	18
		Segment Subtotal							77,880
8/2019	MW 5	MI 7	TR	132606	510016	5751	505108	243097	550
8/2019	MW 5	MI 7	TR	132606	510016	5751	521030	282436	152
		Segment Subtotal							702
8/2019	MW 5	WI 7	TR	132606	510016	5751	523034	384136	192
		Segment Subtotal							192
8/2019	MW 6	MI 7	TR	750	505014	139246	505038	153808	204
8/2019	MW 6	MI 7	TR	108985	505005	139233	505038	153808	27
8/2019	MW 6	MI 7	TR	123405	505013	139241	505038	153808	355
8/2019	MW 6	MI 7	TR	132602	521420	4602	505038	153808	156
8/2019	MW 6	MI 7	TR	132612	521482	4741	505038	153808	222
		Segment Subtotal							964
8/2019	MW 6	MW 6	TR	132416	505286	153727	505578	1402365	1,588
8/2019	MW 6	MW 6	TS	109148	513104	513104	521566	12977	63
8/2019	MW 6	MW 6	TS	131548	513104	513104	521524	3973	596
		Segment Subtotal							2,247
8/2019	SE 1	ME 2	TR	114655	505264	68285	521044	261572	521
8/2019	SE 1	ME 2	TR	114656	505264	68285	521644	274229	416
8/2019	SE 1	ME 2	TR	122803	505264	68285	523073	1292823	25



VASCR351

**ANR Pipeline Company
Transportation Services
Fuel By Route Analysis**

Reporting Year: January - December 2019
Production 08/2019

<u>Production Period</u>	<u>Receipt Segment</u>	<u>Delivery Segment</u>	<u>Service Class</u>	<u>Svc Req Contract</u>	<u>Receipt Location</u>	<u>Receipt Loc Prop</u>	<u>Delivery Location</u>	<u>Delivery Loc Prop</u>	<u>Fuel Quantity</u>
8/2019	SE 1	ME 2	TR	126586	505264	68285	505606	505606	106
	Segment Subtotal								
8/2019	SE 1	SE 1	TR	132158	511164	186900	521682	28554	174
8/2019	SE 1	SE 1	TR	132593	513078	766184	523075	1387567	3
	Segment Subtotal								
8/2019	SE 1	SE 2	TR	118861	512196	22040	505358	345116	177
8/2019	SE 1	SE 2	TR	123658	513078	766184	523091	523091	116
8/2019	SE 1	SE 2	TR	123659	513078	766184	523091	523091	99
8/2019	SE 1	SE 2	TR	125852	513078	766184	523091	523091	252
8/2019	SE 1	SE 2	TR	131280	511164	186900	523018	322625	142
8/2019	SE 1	SE 2	TR	132586	511164	186900	523091	523091	18
8/2019	SE 1	SE 2	TR	132589	513078	766184	523091	523091	10
8/2019	SE 1	SE 2	TR	132593	513078	766184	521662	233620	9
8/2019	SE 1	SE 2	TR	132594	513078	766184	520004	10369	8
	Segment Subtotal								
8/2019	SE 2	ME 2	TR	106309	505002	103565	521594	20666	716
8/2019	SE 2	ME 2	TR	126586	505002	103565	505606	505606	930
8/2019	SE 2	ME 2	TR	126586	505002	103565	521044	261572	9,356
8/2019	SE 2	ME 2	TR	126586	505002	103565	521644	274229	438
8/2019	SE 2	ME 2	TR	126586	505002	103565	523054	490941	152
8/2019	SE 2	ME 2	TR	126922	505002	103565	521612	261477	343
8/2019	SE 2	ME 2	TR	132586	505002	103565	513090	927982	397
8/2019	SE 2	ME 2	TR	132696	505002	103565	523069	1055519	12
	Segment Subtotal								
8/2019	SE 2	ME 3	TR	108031	505002	103565	521688	153708	33
8/2019	SE 2	ME 3	TR	132390	505002	103565	521626	40184	11,661
8/2019	SE 2	ME 3	TR	132459	505002	103565	521626	40184	499
8/2019	SE 2	ME 3	TR	132648	505002	103565	521552	16265	87
8/2019	SE 2	ME 3	TR	132650	505002	103565	505392	356048	31
8/2019	SE 2	ME 3	TR	132654	505002	103565	505392	356048	31
8/2019	SE 2	ME 3	TR	132668	505002	103565	505392	356048	155
	Segment Subtotal								
8/2019	SE 2	ME 3	TR	132668	505002	103565	505392	356048	62
8/2019	SE 2	ME 3	TR	132668	505002	103565	505392	356048	155



VASCR351

ANR Pipeline Company Transportation Services Fuel By Route Analysis

Reporting Year: *January - December 2019*
Production *08/2019*

<u>Production Period</u>	<u>Receipt Segment</u>	<u>Delivery Segment</u>	<u>Service Class</u>	<u>Svc Req Contract</u>	<u>Receipt Location</u>	<u>Receipt Loc Prop</u>	<u>Delivery Location</u>	<u>Delivery Loc Prop</u>	<u>Fuel Quantity</u>
8/2019	SE 2	ME 3	TR	132668	505002	103565	505573	1400988	114
8/2019	SE 2	ME 3	TR	132676	505002	103565	521552	16265	31
8/2019	SE 2	ME 3	TR	132676	505002	103565	521620	16118	217
8/2019	SE 2	ME 3	TR	132704	505002	103565	521552	16265	31
8/2019	SE 2	ME 3	TS	109138	505002	103565	505011	139239	449
8/2019	SE 2	ME 3	TS	109190	505002	103565	505009	139237	197
Segment Subtotal									
8/2019	SE 2	MI 7	TR	106310	505002	103565	505038	153808	2,059
8/2019	SE 2	MI 7	TR	115717	505002	103565	521054	280435	620
8/2019	SE 2	MI 7	TR	124945	505002	103565	505038	153808	148
8/2019	SE 2	MI 7	TR	124945	505002	103565	521932	138744	798
8/2019	SE 2	MI 7	TR	126922	505002	103565	505038	153808	211
8/2019	SE 2	MI 7	TR	132387	505002	103565	521932	138744	11
8/2019	SE 2	MI 7	TR	132389	505002	103565	521932	138744	248
8/2019	SE 2	MI 7	TR	132390	505002	103565	505038	153808	155
8/2019	SE 2	MI 7	TR	132392	505002	103565	505038	153808	6
8/2019	SE 2	MI 7	TR	132392	505002	103565	521118	11578	40
8/2019	SE 2	MI 7	TR	132392	505002	103565	521122	11751	63
8/2019	SE 2	MI 7	TR	132392	505002	103565	521124	11562	31
8/2019	SE 2	MI 7	TR	132392	505002	103565	521138	11680	72
8/2019	SE 2	MI 7	TR	132392	505002	103565	521142	40477	26
8/2019	SE 2	MI 7	TR	132392	505002	103565	521144	11580	51
8/2019	SE 2	MI 7	TR	132392	505002	103565	521670	40468	51
8/2019	SE 2	MI 7	TR	132392	505002	103565	521932	138744	31
8/2019	SE 2	MI 7	TR	132435	505002	103565	521932	138744	121
8/2019	SE 2	MI 7	TR	132452	505002	103565	505038	153808	93
8/2019	SE 2	MI 7	TR	132455	505002	103565	505038	153808	3
8/2019	SE 2	MI 7	TR	132455	505002	103565	521932	138744	6
8/2019	SE 2	MI 7	TR	132455	505002	103565	505020	139252	93
8/2019	SE 2	MI 7	TR	132668	505002	103565	505038	153808	98
8/2019	SE 2	MI 7	TR	133025	505002	103565	505038	153808	48
8/2019	SE 2	MI 7	TR	133029	505002	103565	505038	153808	248
Segment Subtotal									
									3,272



VASCR351

ANR Pipeline Company Transportation Services Fuel By Route Analysis

Reporting Year: *January - December 2019*
Production 08/2019

<u>Production Period</u>	<u>Receipt Segment</u>	<u>Delivery Segment</u>	<u>Service Class</u>	<u>Svc Req Contract</u>	<u>Receipt Location</u>	<u>Receipt Loc Prop</u>	<u>Delivery Location</u>	<u>Delivery Loc Prop</u>	<u>Fuel Quantity</u>
8/2019	SE 2	SE 1	TR	120575	505002	103565	505042	158587	5
8/2019	SE 2	SE 1	TR	120616	505002	103565	523075	1387567	71
8/2019	SE 2	SE 1	TR	120616	505545	1250766	523075	1387567	27
8/2019	SE 2	SE 1	TR	124945	505002	103565	521036	186899	1,178
8/2019	SE 2	SE 1	TR	126586	505002	103565	523064	766185	230
8/2019	SE 2	SE 1	TR	126736	505002	103565	521036	186899	297
8/2019	SE 2	SE 1	TR	129981	505002	103565	520010	7695	196
8/2019	SE 2	SE 1	TR	129981	505002	103565	523075	1387567	1,107
8/2019	SE 2	SE 1	TR	129982	505002	103565	520010	7695	60
8/2019	SE 2	SE 1	TR	131279	505002	103565	521036	186899	337
8/2019	SE 2	SE 1	TR	131280	505002	103565	523064	766185	70
8/2019	SE 2	SE 1	TR	132158	505002	103565	521682	28554	18,223
8/2019	SE 2	SE 1	TR	132453	505002	103565	521036	186899	26
8/2019	SE 2	SE 1	TR	132455	505002	103565	521036	186899	26
8/2019	SE 2	SE 1	TR	132681	505002	103565	521036	186899	6
Segment Subtotal									
8/2019	SE 2	SE 2	TR	120575	505002	103565	505358	345116	29
8/2019	SE 2	SE 2	TR	120616	505545	1250766	521632	42593	272
8/2019	SE 2	SE 2	TR	120616	505545	1250766	521662	233620	434
8/2019	SE 2	SE 2	TR	120969	505002	103565	523072	1261146	44
8/2019	SE 2	SE 2	TR	123309	505545	1250766	520004	10369	100
8/2019	SE 2	SE 2	TR	123309	505545	1250766	520009	10111	207
8/2019	SE 2	SE 2	TR	126736	505002	103565	523018	322625	73
8/2019	SE 2	SE 2	TR	129163	505002	103565	520004	10369	2,391
8/2019	SE 2	SE 2	TR	129163	505002	103565	520006	40317	82
8/2019	SE 2	SE 2	TR	129163	505002	103565	520011	218192	58
8/2019	SE 2	SE 2	TR	129163	505002	103565	521632	42593	4,314
8/2019	SE 2	SE 2	TR	129163	505002	103565	522130	38295	1,263
8/2019	SE 2	SE 2	TR	129163	505002	103565	523018	322625	100
8/2019	SE 2	SE 2	TR	129163	505002	103565	523050	467240	270
8/2019	SE 2	SE 2	TR	129163	505002	103565	523063	742883	584
8/2019	SE 2	SE 2	TR	129163	505002	103565	523092	523092	1,918
8/2019	SE 2	SE 2	TR	129163	505545	1250766	520004	10369	2,013



VASCR351

ANR Pipeline Company Transportation Services Fuel By Route Analysis

Reporting Year: *January - December 2019*
Production 08/2019

<u>Production Period</u>	<u>Receipt Segment</u>	<u>Delivery Segment</u>	<u>Service Class</u>	<u>Svc Req Contract</u>	<u>Receipt Location</u>	<u>Receipt Loc Prop</u>	<u>Delivery Location</u>	<u>Delivery Loc Prop</u>	<u>Fuel Quantity</u>
8/2019	SE 2	SE 2	TR	129163	505545	1250766	520006	40317	1,381
8/2019	SE 2	SE 2	TR	129163	505545	1250766	520011	218192	29
8/2019	SE 2	SE 2	TR	129163	505545	1250766	521632	42593	2,305
8/2019	SE 2	SE 2	TR	129163	505545	1250766	522130	38295	1,561
8/2019	SE 2	SE 2	TR	129163	505545	1250766	523050	467240	134
8/2019	SE 2	SE 2	TR	129163	510023	233907	522130	38295	171
8/2019	SE 2	SE 2	TR	129954	505002	103565	521632	42593	3,349
8/2019	SE 2	SE 2	TR	129954	505002	103565	521662	233620	58
8/2019	SE 2	SE 2	TR	129954	505002	103565	523063	742883	1,305
8/2019	SE 2	SE 2	TR	129954	505545	1250766	521632	42593	57
8/2019	SE 2	SE 2	TR	129954	505545	1250766	523063	742883	93
8/2019	SE 2	SE 2	TR	129954	510023	233907	521632	42593	697
8/2019	SE 2	SE 2	TR	129954	510023	233907	523063	742883	351
8/2019	SE 2	SE 2	TR	129981	505002	103565	520004	10369	61
8/2019	SE 2	SE 2	TR	129981	505002	103565	520011	218192	341
8/2019	SE 2	SE 2	TR	129981	505002	103565	521662	233620	823
8/2019	SE 2	SE 2	TR	129981	505002	103565	523018	322625	54
8/2019	SE 2	SE 2	TR	129981	505545	1250766	520004	10369	430
8/2019	SE 2	SE 2	TR	129981	505545	1250766	521632	42593	170
8/2019	SE 2	SE 2	TR	129981	510023	233907	520004	10369	409
8/2019	SE 2	SE 2	TR	129981	510023	233907	520011	218192	5
8/2019	SE 2	SE 2	TR	129981	510023	233907	521632	42593	730
8/2019	SE 2	SE 2	TR	129981	510023	233907	521662	233620	524
8/2019	SE 2	SE 2	TR	129981	510023	233907	523018	322625	21
8/2019	SE 2	SE 2	TR	129981	510023	233907	523050	467240	40
8/2019	SE 2	SE 2	TR	129982	505002	103565	523018	322625	1,324
8/2019	SE 2	SE 2	TR	129982	505545	1250766	520004	10369	220
8/2019	SE 2	SE 2	TR	129982	505545	1250766	521632	42593	60
8/2019	SE 2	SE 2	TR	129982	505545	1250766	523018	322625	24
8/2019	SE 2	SE 2	TR	129982	510023	233907	520004	10369	66
8/2019	SE 2	SE 2	TR	129982	510023	233907	520011	218192	32
8/2019	SE 2	SE 2	TR	129982	510023	233907	521632	42593	99
8/2019	SE 2	SE 2	TR	129982	510023	233907	521662	233620	226



VASCR351

ANR Pipeline Company Transportation Services Fuel By Route Analysis

Reporting Year: *January - December 2019*
Production 08/2019

<u>Production Period</u>	<u>Receipt Segment</u>	<u>Delivery Segment</u>	<u>Service Class</u>	<u>Svc Req Contract</u>	<u>Receipt Location</u>	<u>Receipt Loc Prop</u>	<u>Delivery Location</u>	<u>Delivery Loc Prop</u>	<u>Fuel Quantity</u>
8/2019	SE 2	SE 2	TR	129987	505002	103565	520009	10111	1,102
8/2019	SE 2	SE 2	TR	129987	505002	103565	521632	42593	3,064
8/2019	SE 2	SE 2	TR	129987	505002	103565	521662	233620	792
8/2019	SE 2	SE 2	TR	129987	505545	1250766	520004	10369	119
8/2019	SE 2	SE 2	TR	129987	505545	1250766	520006	40317	88
8/2019	SE 2	SE 2	TR	129987	505545	1250766	520009	10111	290
8/2019	SE 2	SE 2	TR	129987	505545	1250766	520011	218192	185
8/2019	SE 2	SE 2	TR	129987	505545	1250766	521632	42593	38
8/2019	SE 2	SE 2	TR	129987	505545	1250766	522130	38295	513
8/2019	SE 2	SE 2	TR	130009	505002	103565	520009	10111	1,568
8/2019	SE 2	SE 2	TR	130009	505002	103565	521632	42593	2,587
8/2019	SE 2	SE 2	TR	130009	505002	103565	521662	233620	899
8/2019	SE 2	SE 2	TR	130009	510023	233907	521632	42593	240
8/2019	SE 2	SE 2	TR	130071	505002	103565	520009	10111	23
8/2019	SE 2	SE 2	TR	130071	505002	103565	521632	42593	349
8/2019	SE 2	SE 2	TR	130071	505002	103565	521662	233620	1,378
8/2019	SE 2	SE 2	TR	131279	505002	103565	521662	233620	123
8/2019	SE 2	SE 2	TR	131983	505002	103565	523018	322625	1,798
8/2019	SE 2	SE 2	TR	132585	510023	233907	520009	10111	114
8/2019	SE 2	SE 2	TR	132585	510023	233907	521632	42593	1,163
8/2019	SE 2	SE 2	TR	132585	510023	233907	522130	38295	344
8/2019	SE 2	SE 2	TR	132585	510023	233907	523091	523091	54
8/2019	SE 2	SE 2	TR	132585	513075	742882	520009	10111	135
8/2019	SE 2	SE 2	TR	132585	513075	742882	521632	42593	600
8/2019	SE 2	SE 2	TR	132585	513075	742882	523091	523091	11
8/2019	SE 2	SE 2	TR	132586	505545	1250766	520009	10111	12
8/2019	SE 2	SE 2	TR	132586	505545	1250766	521632	42593	40
8/2019	SE 2	SE 2	TR	132586	505545	1250766	522130	38295	4
8/2019	SE 2	SE 2	TR	132586	505545	1250766	523063	742883	7
8/2019	SE 2	SE 2	TR	132586	505545	1250766	523091	523091	2
8/2019	SE 2	SE 2	TR	132586	513075	742882	523091	523091	3
8/2019	SE 2	SE 2	TR	132589	505002	103565	523091	523091	43
8/2019	SE 2	SE 2	TR	132589	513075	742882	523091	523091	11



VASCR351

ANR Pipeline Company Transportation Services Fuel By Route Analysis

Reporting Year: *January - December 2019*
Production 08/2019

<u>Production Period</u>	<u>Receipt Segment</u>	<u>Delivery Segment</u>	<u>Service Class</u>	<u>Svc Req Contract</u>	<u>Receipt Location</u>	<u>Receipt Loc Prop</u>	<u>Delivery Location</u>	<u>Delivery Loc Prop</u>	<u>Fuel Quantity</u>
8/2019	SE 2	SE 2	TR	132593	505002	103565	521662	233620	34
8/2019	SE 2	SE 2	TR	132593	513075	742882	521632	42593	3
8/2019	SE 2	SE 2	TR	132593	513075	742882	521662	233620	21
8/2019	SE 2	SE 2	TR	132594	513075	742882	520004	10369	11
8/2019	SE 2	SE 2	TR	132666	505002	103565	523091	523091	23
8/2019	SE 2	SE 2	TR	132666	513075	742882	523091	523091	303
8/2019	SE 2	SE 2	TR	132680	505002	103565	523091	523091	62
8/2019	SE 2	SE 2	TR	132681	505002	103565	523091	523091	209
8/2019	SE 2	SE 2	TR	132681	505545	1250766	520011	218192	1,386
8/2019	SE 2	SE 2	TR	132681	505545	1250766	523050	467240	288
	Segment Subtotal								51,341
8/2019	SW 1	SW 1	TR	125737	513096	1261065	523076	1388911	1,382
8/2019	SW 1	SW 1	TR	131713	510025	36981	523061	737783	4,386
8/2019	SW 1	SW 1	TR	131713	513096	1261065	523061	737783	2,926
8/2019	SW 1	SW 1	TR	131714	510025	36981	523061	737783	19
8/2019	SW 1	SW 1	TR	131714	513096	1261065	523060	736566	58
8/2019	SW 1	SW 1	TR	131714	513096	1261065	523061	737783	2,463
8/2019	SW 1	SW 1	TR	132348	510025	36981	523061	737783	276
8/2019	SW 1	SW 1	TR	132513	510025	36981	523061	737783	181
	Segment Subtotal								11,691
8/2019	SW 4	ME 3	TR	110505	505003	103702	520027	295956	465
8/2019	SW 4	ME 3	TR	110505	505003	103702	521552	16265	248
8/2019	SW 4	ME 3	TR	131440	505003	103702	521534	138745	2,164
8/2019	SW 4	ME 3	TR	131441	505003	103702	505008	139236	1,673
	Segment Subtotal								4,550
8/2019	SW 4	MI 7	TR	800	505003	103702	505108	243097	4,198
8/2019	SW 4	MI 7	TR	800	505003	103702	521058	282435	250
8/2019	SW 4	MI 7	TR	800	505003	103702	523014	318733	1,500
8/2019	SW 4	MI 7	TR	104404	505003	103702	505038	153808	41,313
8/2019	SW 4	MI 7	TR	108304	505003	103702	505030	139369	19,345
8/2019	SW 4	MI 7	TR	109422	505003	103702	521118	11578	5,168
8/2019	SW 4	MI 7	TR	109511	505003	103702	521104	40849	32,256



VASCR351

**ANR Pipeline Company
Transportation Services
Fuel By Route Analysis**

Reporting Year: *January - December 2019*
Production 08/2019

<u>Production Period</u>	<u>Receipt Segment</u>	<u>Delivery Segment</u>	<u>Service Class</u>	<u>Svc Req Contract</u>	<u>Receipt Location</u>	<u>Receipt Loc Prop</u>	<u>Delivery Location</u>	<u>Delivery Loc Prop</u>	<u>Fuel Quantity</u>
8/2019	SW 4	MI 7	TR	110505	505003	103702	521016	4196	1,576
8/2019	SW 4	MI 7	TR	110505	505003	103702	521080	138675	2,577
8/2019	SW 4	MI 7	TR	110505	505003	103702	521116	42078	31
8/2019	SW 4	MI 7	TR	110505	505003	103702	521932	138744	2,064
8/2019	SW 4	MI 7	TR	110506	505003	103702	521016	4196	170
8/2019	SW 4	MI 7	TR	110506	505003	103702	521080	138675	2,375
8/2019	SW 4	MI 7	TR	110506	505003	103702	521932	138744	1,299
8/2019	SW 4	MI 7	TR	110507	505003	103702	521016	4196	84
8/2019	SW 4	MI 7	TR	110507	505003	103702	521080	138675	566
8/2019	SW 4	MI 7	TR	115269	505003	103702	521080	138675	22,398
8/2019	SW 4	MI 7	TR	115269	505003	103702	521992	40419	2,367
8/2019	SW 4	MI 7	TR	116837	505003	103702	511136	277072	416
8/2019	SW 4	MI 7	TR	118861	505003	103702	511136	277072	1,537
8/2019	SW 4	MI 7	TR	121075	505003	103702	511136	277072	6,872
8/2019	SW 4	MI 7	TR	121075	505003	103702	521116	42078	371
8/2019	SW 4	MI 7	TR	122067	505003	103702	521116	42078	18,005
8/2019	SW 4	MI 7	TR	122247	505003	103702	521110	11803	1,302
8/2019	SW 4	MI 7	TR	122247	505003	103702	521116	42078	18,048
8/2019	SW 4	MI 7	TR	124950	505003	103702	505038	153808	3,576
8/2019	SW 4	MI 7	TR	124950	505003	103702	521932	138744	120
8/2019	SW 4	MI 7	TR	126266	505003	103702	505541	1181282	472
8/2019	SW 4	MI 7	TR	126266	505003	103702	521058	282435	67
8/2019	SW 4	MI 7	TR	126266	505003	103702	521080	138675	930
8/2019	SW 4	MI 7	TR	126266	505003	103702	521116	42078	715
8/2019	SW 4	MI 7	TR	126266	505003	103702	523014	318733	508
8/2019	SW 4	MI 7	TR	126522	505003	103702	505038	153808	2,201
8/2019	SW 4	MI 7	TR	126522	505003	103702	521030	282436	6,442
8/2019	SW 4	MI 7	TR	126522	505003	103702	521058	282435	998
8/2019	SW 4	MI 7	TR	126522	505003	103702	521634	11566	1,503
8/2019	SW 4	MI 7	TR	126522	505003	103702	523014	318733	299
8/2019	SW 4	MI 7	TR	127117	505003	103702	521080	138675	14,281
8/2019	SW 4	MI 7	TR	127117	505003	103702	521992	40419	2,263
8/2019	SW 4	MI 7	TR	128775	505003	103702	505038	153808	3,839



VASCR351

**ANR Pipeline Company
Transportation Services
Fuel By Route Analysis**

Reporting Year: January - December 2019
Production 08/2019

<u>Production Period</u>	<u>Receipt Segment</u>	<u>Delivery Segment</u>	<u>Service Class</u>	<u>Svc Req Contract</u>	<u>Receipt Location</u>	<u>Receipt Loc Prop</u>	<u>Delivery Location</u>	<u>Delivery Loc Prop</u>	<u>Fuel Quantity</u>
8/2019	SW 4	MI 7	TR	131177	505003	103702	505038	153808	12,817
8/2019	SW 4	MI 7	TR	131177	505003	103702	505108	243097	3,224
8/2019	SW 4	MI 7	TR	131177	505003	103702	521016	4196	619
8/2019	SW 4	MI 7	TR	131177	505003	103702	521116	42078	2,000
8/2019	SW 4	MI 7	TR	131177	505003	103702	521118	11578	3,180
8/2019	SW 4	MI 7	TR	131177	505003	103702	521634	11566	23,786
8/2019	SW 4	MI 7	TR	131644	505003	103702	505038	153808	262
8/2019	SW 4	MI 7	TR	131644	505003	103702	521985	278172	124
8/2019	SW 4	MI 7	TR	132361	505003	103702	505038	153808	26
8/2019	SW 4	MI 7	TR	132361	505003	103702	521932	138744	5
8/2019	SW 4	MI 7	TR	132366	505003	103702	521932	138744	186
8/2019	SW 4	MI 7	TR	132402	505003	103702	505038	153808	1,122
8/2019	SW 4	MI 7	TR	132402	505003	103702	505108	243097	579
8/2019	SW 4	MI 7	TR	132402	505003	103702	511136	277072	1,227
8/2019	SW 4	MI 7	TR	132403	505003	103702	505038	153808	2,355
8/2019	SW 4	MI 7	TR	132423	505003	103702	521016	4196	623
8/2019	SW 4	MI 7	TR	132423	505003	103702	521080	138675	695
8/2019	SW 4	MI 7	TR	132462	505003	103702	505038	153808	4,397
8/2019	SW 4	MI 7	TR	132466	505003	103702	521932	138744	31
8/2019	SW 4	MI 7	TR	132490	505003	103702	505038	153808	26
8/2019	SW 4	MI 7	TR	132490	505003	103702	521932	138744	5
8/2019	SW 4	MI 7	TR	132499	505003	103702	521932	138744	31
8/2019	SW 4	MI 7	TR	132601	505003	103702	505038	153808	1,177
8/2019	SW 4	MI 7	TR	132606	505003	103702	505108	243097	10,907
8/2019	SW 4	MI 7	TR	132606	505003	103702	521030	282436	210
8/2019	SW 4	MI 7	TR	132728	505003	103702	505038	153808	15,848
8/2019	SW 4	MI 7	TR	132728	505003	103702	505541	1181282	576
8/2019	SW 4	MI 7	TR	132728	505003	103702	521058	282435	319
8/2019	SW 4	MI 7	TR	132728	505003	103702	521634	11566	2,745
8/2019	SW 4	MI 7	TR	132728	505003	103702	521690	40892	284
8/2019	SW 4	MI 7	TR	132728	505003	103702	523014	318733	8
8/2019	SW 4	MI 7	TR	133032	505003	103702	521932	138744	192
8/2019	SW 4	MI 7	TR	133033	505003	103702	505038	153808	44



VASCR351

ANR Pipeline Company Transportation Services Fuel By Route Analysis

Reporting Year: *January - December 2019*
Production *08/2019*

<u>Production Period</u>	<u>Receipt Segment</u>	<u>Delivery Segment</u>	<u>Service Class</u>	<u>Svc Req Contract</u>	<u>Receipt Location</u>	<u>Receipt Loc Prop</u>	<u>Delivery Location</u>	<u>Delivery Loc Prop</u>	<u>Fuel Quantity</u>
8/2019	SW 4	MI 7	TR	133033	505003	103702	505108	243097	6,288
8/2019	SW 4	MI 7	TR	133033	505003	103702	511136	277072	37
8/2019	SW 4	MI 7	TR	133033	505003	103702	521016	4196	1,777
8/2019	SW 4	MI 7	TR	133033	505003	103702	521080	138675	4,689
8/2019	SW 4	MI 7	TR	133034	505003	103702	521080	138675	18,980
8/2019	SW 4	MI 7	TR	133034	505003	103702	521116	42078	2,434
8/2019	SW 4	MI 7	TR	133035	505003	103702	521080	138675	9,996
8/2019	SW 4	MI 7	TR	133035	505003	103702	521116	42078	12,461
8/2019	SW 4	MI 7	TR	133035	505003	103702	521932	138744	2,499
8/2019	SW 4	MI 7	TR	133036	505003	103702	505108	243097	1,610
8/2019	SW 4	MI 7	TR	133036	505003	103702	511136	277072	292
8/2019	SW 4	MI 7	TR	133036	505003	103702	521080	138675	9,949
8/2019	SW 4	MI 7	TR	133036	505003	103702	521116	42078	224
8/2019	SW 4	MI 7	TR	133036	505003	103702	521932	138744	1
8/2019	SW 4	MI 7	TR	133036	505003	103702	523014	318733	366
8/2019	SW 4	MI 7	TR	133066	505003	103702	505017	139249	21,082
8/2019	SW 4	MI 7	TR	133085	505003	103702	505017	139249	14,415
8/2019	SW 4	MI 7	TR	133085	505003	103702	521074	40470	8,023
8/2019	SW 4	MI 7	TR	133085	505003	103702	521116	42078	3,911
8/2019	SW 4	MI 7	TR	133085	505003	103702	521932	138744	1,266
8/2019	SW 4	MI 7	TR	133086	505003	103702	521074	40470	183
8/2019	SW 4	MI 7	TR	133086	505003	103702	521116	42078	971
8/2019	SW 4	MI 7	TR	133086	505003	103702	521144	11580	131
8/2019	SW 4	MI 7	TR	133086	505003	103702	521606	216654	13
8/2019	SW 4	MI 7	TR	133086	505003	103702	521932	138744	147
8/2019	SW 4	MI 7	TR	133086	505003	103702	521966	216338	77
8/2019	SW 4	MI 7	TR	133094	505003	103702	521116	42078	84
8/2019	SW 4	MI 7	TR	133094	505003	103702	521985	278172	617
8/2019	SW 4	MI 7	TR	133095	505003	103702	521116	42078	75
8/2019	SW 4	MI 7	TR	133095	505003	103702	521985	278172	308
Segment Subtotal									
8/2019	SW 4	MW 5	TR	111657	505003	103702	521656	284918	2,062
8/2019	SW 4	MW 5	TR	125574	505003	103702	523079	1395865	1,922
									436,838



VASCR351

ANR Pipeline Company Transportation Services Fuel By Route Analysis

Reporting Year: *January - December 2019*
Production 08/2019

<u>Production Period</u>	<u>Receipt Segment</u>	<u>Delivery Segment</u>	<u>Service Class</u>	<u>Svc Req Contract</u>	<u>Receipt Location</u>	<u>Receipt Loc Prop</u>	<u>Delivery Location</u>	<u>Delivery Loc Prop</u>	<u>Fuel Quantity</u>
8/2019	SW 4	MW 5	TR	126266	505003	103702	521408	12999	142
8/2019	SW 4	MW 5	TS	123146	505003	103702	521596	5227	93
8/2019	SW 4	MW 5	TS	123148	505003	103702	505015	139247	837
8/2019	SW 4	MW 5	TS	123174	505003	103702	521398	5588	31
	Segment Subtotal								
8/2019	SW 4	MW 6	TR	700	505003	103702	505014	139246	5,087
8/2019	SW 4	MW 6	TR	108861	505003	103702	521498	4857	2,105
8/2019	SW 4	MW 6	TR	108986	505003	103702	505005	139233	676
8/2019	SW 4	MW 6	TR	108986	505003	103702	521658	3605	291
8/2019	SW 4	MW 6	TR	110185	505003	103702	505013	139241	280
8/2019	SW 4	MW 6	TR	110185	505003	103702	521086	103709	182
8/2019	SW 4	MW 6	TR	110185	505003	103702	521470	4738	5,029
8/2019	SW 4	MW 6	TR	110185	505003	103702	521482	4741	1,266
8/2019	SW 4	MW 6	TR	110505	505003	103702	505578	1402365	913
8/2019	SW 4	MW 6	TR	110506	505003	103702	505578	1402365	115
8/2019	SW 4	MW 6	TR	111803	505003	103702	521646	261475	73
8/2019	SW 4	MW 6	TR	115815	505003	103702	521438	4614	124
8/2019	SW 4	MW 6	TR	123406	505003	103702	505013	139241	4,336
8/2019	SW 4	MW 6	TR	123406	505003	103702	521434	4619	3,932
8/2019	SW 4	MW 6	TR	123850	505003	103702	521428	40193	372
8/2019	SW 4	MW 6	TR	126266	505003	103702	521400	13135	463
8/2019	SW 4	MW 6	TR	126266	505003	103702	523078	1394871	190
8/2019	SW 4	MW 6	TR	126494	505003	103702	521438	4614	5,153
8/2019	SW 4	MW 6	TR	126522	505003	103702	523078	1394871	4,523
8/2019	SW 4	MW 6	TR	127009	505003	103702	523078	1394871	147
8/2019	SW 4	MW 6	TR	128775	505003	103702	523078	1394871	88,269
8/2019	SW 4	MW 6	TR	131644	505003	103702	521420	4602	1
8/2019	SW 4	MW 6	TR	131644	505003	103702	521434	4619	186
8/2019	SW 4	MW 6	TR	131644	505003	103702	521470	4738	546
8/2019	SW 4	MW 6	TR	132416	505003	103702	505578	1402365	623
8/2019	SW 4	MW 6	TR	132416	505003	103702	521400	13135	9,295
8/2019	SW 4	MW 6	TR	132416	505003	103702	521434	4619	171
8/2019	SW 4	MW 6	TR	132416	505003	103702	521436	4561	73
8/2019	SW 4	MW 6	TR	132416	505003	103702	521436	4561	152



VASCR351

ANR Pipeline Company Transportation Services Fuel By Route Analysis

Prepared: 2/19/2020 3:28:04PM
Page 629 of 966

Reporting Year: January - December 2019
Production 08/2019

<u>Production Period</u>	<u>Receipt Segment</u>	<u>Delivery Segment</u>	<u>Service Class</u>	<u>Svc Req Contract</u>	<u>Receipt Location</u>	<u>Receipt Loc Prop</u>	<u>Delivery Location</u>	<u>Delivery Loc Prop</u>	<u>Fuel Quantity</u>
8/2019	SW 4	MW 6	TR	132416	505003	103702	521482	4741	1,277
8/2019	SW 4	MW 6	TR	132416	505003	103702	521608	171759	62
8/2019	SW 4	MW 6	TR	132423	505003	103702	505578	1402365	120
8/2019	SW 4	MW 6	TR	132423	505003	103702	521440	4616	4,003
8/2019	SW 4	MW 6	TR	132516	505003	103702	521434	4619	325
8/2019	SW 4	MW 6	TR	132516	505003	103702	521470	4738	207
8/2019	SW 4	MW 6	TR	132516	505003	103702	521482	4741	1,956
8/2019	SW 4	MW 6	TR	132703	513042	385402	521442	4607	3
8/2019	SW 4	MW 6	TR	132959	505003	103702	521420	4602	2,352
8/2019	SW 4	MW 6	TR	133085	505003	103702	521434	4619	996
8/2019	SW 4	MW 6	TR	133085	505003	103702	521506	3797	46
8/2019	SW 4	MW 6	TS	109148	505003	103702	521566	12977	264
8/2019	SW 4	MW 6	TS	109171	505003	103702	521428	40193	186
8/2019	SW 4	MW 6	TS	110863	505003	103702	521608	171759	717
8/2019	SW 4	MW 6	TS	123056	505003	103702	521504	4856	27
8/2019	SW 4	MW 6	TS	123057	505003	103702	521502	4747	1
8/2019	SW 4	MW 6	TS	123059	505003	103702	521424	13215	93
8/2019	SW 4	MW 6	TS	123065	505003	103702	521430	40195	237
8/2019	SW 4	MW 6	TS	123147	505003	103702	505029	139367	3,148
8/2019	SW 4	MW 6	TS	123151	505003	103702	521498	4857	31
8/2019	SW 4	MW 6	TS	123203	505003	103702	521500	4693	36
8/2019	SW 4	MW 6	TS	123214	505003	103702	521598	4564	123
8/2019	SW 4	MW 6	TS	123215	505003	103702	521494	4605	204
8/2019	SW 4	MW 6	TS	123216	505003	103702	521492	4604	299
8/2019	SW 4	MW 6	TS	123217	505003	103702	521418	12991	394
8/2019	SW 4	MW 6	TS	123221	505003	103702	521496	4689	138
8/2019	SW 4	MW 6	TS	123222	505003	103702	521526	3969	63
8/2019	SW 4	MW 6	TS	123242	505003	103702	521426	40183	91
8/2019	SW 4	MW 6	TS	128874	505003	103702	521422	12976	109
Segment Subtotal									
8/2019	SW 4	SW 1	TR	115602	505003	103702	523061	737783	1,127
8/2019	SW 4	SW 1	TR	116556	505003	103702	523061	737783	127
8/2019	SW 4	SW 1	TR	119817	505003	103702	523061	737783	90
									146,994



VASCR351

ANR Pipeline Company Transportation Services Fuel By Route Analysis

Reporting Year: *January - December 2019*
Production *08/2019*

<u>Production Period</u>	<u>Receipt Segment</u>	<u>Delivery Segment</u>	<u>Service Class</u>	<u>Svc Req Contract</u>	<u>Receipt Location</u>	<u>Receipt Loc Prop</u>	<u>Delivery Location</u>	<u>Delivery Loc Prop</u>	<u>Fuel Quantity</u>
8/2019	SW 4	SW 1	TR	120629	505003	103702	523061	737783	596
8/2019	SW 4	SW 1	TR	120977	505003	103702	523061	737783	440
8/2019	SW 4	SW 1	TR	131641	505003	103702	523061	737783	746
8/2019	SW 4	SW 1	TR	131713	505003	103702	523061	737783	57
8/2019	SW 4	SW 1	TR	132513	505003	103702	523061	737783	95
8/2019	SW 4	SW 1	TR	133122	505003	103702	523061	737783	3,174
	Segment Subtotal								6,452
8/2019	SW 4	SW 4	TR	115706	505003	103702	521642	237023	512
8/2019	SW 4	SW 4	TR	123915	505003	103702	521664	174769	1
8/2019	SW 4	SW 4	TR	131713	505003	103702	521020	34887	53
8/2019	SW 4	SW 4	TR	132926	505003	103702	521040	234898	26
	Segment Subtotal								592
8/2019	SW 4	SW 5	TR	120629	505003	103702	522116	278352	155
	Segment Subtotal								155
8/2019	SW 4	WI 7	TR	800	505003	103702	505025	139257	1,801
8/2019	SW 4	WI 7	TR	800	505003	103702	521654	284917	52
8/2019	SW 4	WI 7	TR	5450	505003	103702	505026	139258	2,197
8/2019	SW 4	WI 7	TR	104404	505003	103702	521314	28661	3,444
8/2019	SW 4	WI 7	TR	106209	505003	103702	510033	28873	5,449
8/2019	SW 4	WI 7	TR	108268	505003	103702	505016	139248	12,905
8/2019	SW 4	WI 7	TR	110506	505003	103702	521610	261574	2,542
8/2019	SW 4	WI 7	TR	117331	505003	103702	505021	139253	13,882
8/2019	SW 4	WI 7	TR	126266	505003	103702	521172	28846	58
8/2019	SW 4	WI 7	TR	129880	505003	103702	523032	384134	25,755
8/2019	SW 4	WI 7	TR	131177	505003	103702	521164	28842	4,917
8/2019	SW 4	WI 7	TR	131177	505003	103702	521168	28834	217
8/2019	SW 4	WI 7	TR	131177	505003	103702	521176	28859	62
8/2019	SW 4	WI 7	TR	131177	505003	103702	521180	28875	31
8/2019	SW 4	WI 7	TR	131177	505003	103702	521182	28854	651
8/2019	SW 4	WI 7	TR	131177	505003	103702	521198	28782	93
8/2019	SW 4	WI 7	TR	131177	505003	103702	521200	28679	31
8/2019	SW 4	WI 7	TR	131177	505003	103702	521208	28780	403



VASCR351

**ANR Pipeline Company
Transportation Services
Fuel By Route Analysis**

Reporting Year: *January - December 2019*
Production 08/2019

<u>Production Period</u>	<u>Receipt Segment</u>	<u>Delivery Segment</u>	<u>Service Class</u>	<u>Svc Req Contract</u>	<u>Receipt Location</u>	<u>Receipt Loc Prop</u>	<u>Delivery Location</u>	<u>Delivery Loc Prop</u>	<u>Fuel Quantity</u>
8/2019	SW 4	WI 7	TR	131177	505003	103702	521212	28882	248
8/2019	SW 4	WI 7	TR	131177	505003	103702	521214	40197	403
8/2019	SW 4	WI 7	TR	131177	505003	103702	521302	28747	62
8/2019	SW 4	WI 7	TR	131177	505003	103702	521316	28831	124
8/2019	SW 4	WI 7	TR	131177	505003	103702	521324	28794	310
8/2019	SW 4	WI 7	TR	131177	505003	103702	521344	28734	62
8/2019	SW 4	WI 7	TR	131177	505003	103702	521356	28774	527
8/2019	SW 4	WI 7	TR	131177	505003	103702	521374	28662	62
8/2019	SW 4	WI 7	TR	131177	505003	103702	521384	174789	31
8/2019	SW 4	WI 7	TR	131177	505003	103702	523034	384136	39,692
8/2019	SW 4	WI 7	TR	131644	505003	103702	505597	505597	22
8/2019	SW 4	WI 7	TR	131644	505003	103702	521012	40226	2,573
8/2019	SW 4	WI 7	TR	131644	505003	103702	521164	28842	4,235
8/2019	SW 4	WI 7	TR	131644	505003	103702	521610	261574	432
8/2019	SW 4	WI 7	TR	131644	505003	103702	521654	284917	85
8/2019	SW 4	WI 7	TR	131644	505003	103702	521786	28798	417
8/2019	SW 4	WI 7	TR	131644	505003	103702	523032	384134	150
8/2019	SW 4	WI 7	TR	131644	505003	103702	523034	384136	685
8/2019	SW 4	WI 7	TR	131644	505003	103702	523035	387791	13,566
8/2019	SW 4	WI 7	TR	131644	505003	103702	523042	439345	248
8/2019	SW 4	WI 7	TR	132402	505003	103702	523034	384136	9,710
8/2019	SW 4	WI 7	TR	132606	505003	103702	523034	384136	573
8/2019	SW 4	WI 7	TR	132679	505003	103702	521246	28844	3,437
8/2019	SW 4	WI 7	TR	133020	505003	103702	521314	28661	19,090
8/2019	SW 4	WI 7	TR	133032	505003	103702	505437	395744	12,683
8/2019	SW 4	WI 7	TR	133034	505003	103702	521034	183670	4,201
8/2019	SW 4	WI 7	TR	133035	505003	103702	510041	11661	833
8/2019	SW 4	WI 7	TR	133094	505003	103702	521610	261574	126
8/2019	SW 4	WI 7	TR	133095	505003	103702	521610	261574	30
8/2019	SW 4	WI 7	TS	123061	505003	103702	521396	150407	125
8/2019	SW 4	WI 7	TS	123220	505003	103702	521392	28730	1,356
8/2019	Segment Subtotal								190,588
8/2019	WI 7	MI 7	TR	106211	510033	28873	505038	153808	898



VASCR351

ANR Pipeline Company Transportation Services Fuel By Route Analysis

Reporting Year: *January - December 2019*
Production *08/2019*

<u>Production Period</u>	<u>Receipt Segment</u>	<u>Delivery Segment</u>	<u>Service Class</u>	<u>Svc Req Contract</u>	<u>Receipt Location</u>	<u>Receipt Loc Prop</u>	<u>Delivery Location</u>	<u>Delivery Loc Prop</u>	<u>Fuel Quantity</u>
8/2019	W17	MI7	TR	107879	510033	28873	505038	153808	770
8/2019	W17	MI7	TR	110904	521654	284917	505038	153808	244
8/2019	W17	MI7	TR	111200	521654	284917	505108	243097	76
8/2019	W17	MI7	TR	111813	521654	284917	505038	153808	114
8/2019	W17	MI7	TR	111813	521654	284917	505108	243097	2
8/2019	W17	MI7	TR	116556	510006	28808	511136	277072	32
8/2019	W17	MI7	TR	117338	521262	36868	505038	153808	62
8/2019	W17	MI7	TR	117358	505021	139253	505038	153808	303
8/2019	W17	MI7	TR	120571	510041	11661	505038	153808	10,767
8/2019	W17	MI7	TR	126199	510006	28808	521992	40419	1
8/2019	W17	MI7	TR	128709	510033	28873	511136	277072	126
8/2019	W17	MI7	TR	128710	510033	28873	511136	277072	190
8/2019	W17	MI7	TR	129399	510033	28873	511136	277072	5
8/2019	W17	MI7	TR	129887	510033	28873	505038	153808	322
8/2019	W17	MI7	TR	131221	510041	11661	521074	40470	27
8/2019	W17	MI7	TR	131221	510041	11661	521690	40892	2
8/2019	W17	MI7	TR	131642	510033	28873	521985	278172	5
8/2019	W17	MI7	TR	131940	510041	11661	521932	138744	30
8/2019	W17	MI7	TR	132509	513129	513129	505108	243097	198
8/2019	W17	MI7	TR	132521	510033	28873	511136	277072	34
8/2019	W17	MI7	TR	132544	510033	28873	521985	278172	2,122
8/2019	W17	MI7	TR	132595	510006	28808	505038	153808	1,088
8/2019	W17	MI7	TR	132595	510006	28808	505108	243097	334
8/2019	W17	MI7	TR	132595	510006	28808	511136	277072	367
8/2019	W17	MI7	TR	132615	510033	28873	505038	153808	404
8/2019	W17	MI7	TR	132662	510006	28808	521030	282436	67
8/2019	W17	MI7	TR	132663	510006	28808	505038	153808	93
8/2019	W17	MI7	TR	132663	510006	28808	521634	11566	177
8/2019	W17	MI7	TR	132663	510006	28808	521690	40892	14
8/2019	W17	MI7	TR	132663	510006	28808	523014	318733	2
8/2019	W17	MI7	TR	132682	510006	28808	521985	278172	4
8/2019	W17	MI7	TR	132684	505597	505597	511136	277072	132
8/2019	W17	MI7	TR	132684	510006	28808	511136	277072	98



VASCR351

ANR Pipeline Company Transportation Services Fuel By Route Analysis

Reporting Year: *January - December 2019*
Production 08/2019

<u>Production Period</u>	<u>Receipt Segment</u>	<u>Delivery Segment</u>	<u>Service Class</u>	<u>Svc Req Contract</u>	<u>Receipt Location</u>	<u>Receipt Loc Prop</u>	<u>Delivery Location</u>	<u>Delivery Loc Prop</u>	<u>Fuel Quantity</u>
8/2019	W17	MI7	TR	132684	510006	28808	521985	278172	169
8/2019	W17	MI7	TR	132685	510006	28808	521985	278172	49
8/2019	W17	MI7	TR	132686	510006	28808	511136	277072	24
8/2019	W17	MI7	TR	132686	510033	28873	521985	278172	83
8/2019	W17	MI7	TR	132744	510041	11661	505038	153808	17
	Segment Subtotal								
8/2019	W17	MW6	TR	132703	510006	28808	521442	4607	19,452
	Segment Subtotal								
8/2019	W17	W17	TR	110905	510006	28808	521812	40304	420
8/2019	W17	W17	TR	112565	521650	269472	523032	384134	699
8/2019	W17	W17	TR	113884	510033	28873	521178	28883	421
8/2019	W17	W17	TR	113922	510033	28873	521324	28794	290
8/2019	W17	W17	TR	113922	510033	28873	521676	100052	364
8/2019	W17	W17	TR	117332	510006	28808	505021	139253	1,703
8/2019	W17	W17	TR	122248	510033	28873	521108	11702	4,495
8/2019	W17	W17	TR	126181	523034	384136	521164	28842	39
8/2019	W17	W17	TR	126181	523034	384136	521256	174788	41
8/2019	W17	W17	TR	126340	521650	269472	523042	439345	230
8/2019	W17	W17	TR	126340	523042	439345	521650	269472	348
8/2019	W17	W17	TR	128296	510041	11661	521252	28779	31
8/2019	W17	W17	TR	128423	510033	28873	521178	28883	744
8/2019	W17	W17	TR	128430	510033	28873	521164	28842	14
8/2019	W17	W17	TR	128430	510033	28873	521178	28883	14
8/2019	W17	W17	TR	129750	510033	28873	521302	28747	651
8/2019	W17	W17	TR	129752	510033	28873	521178	28883	114
8/2019	W17	W17	TR	129752	510033	28873	521186	42139	372
8/2019	W17	W17	TR	129753	510033	28873	521178	28883	15
8/2019	W17	W17	TR	129753	510033	28873	521190	28825	237
8/2019	W17	W17	TR	129753	513130	513130	521260	36867	158
8/2019	W17	W17	TR	129753	513130	513130	521812	40304	3
8/2019	W17	W17	TR	129754	510033	28873	521676	100052	28
8/2019	W17	W17	TR	129774	510033	28873	521178	28883	17

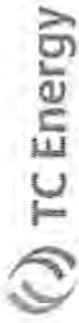


VASCR351

ANR Pipeline Company Transportation Services Fuel By Route Analysis

Reporting Year: January - December 2019
Production 08/2019

<u>Production Period</u>	<u>Receipt Segment</u>	<u>Delivery Segment</u>	<u>Service Class</u>	<u>Svc Req Contract</u>	<u>Receipt Location</u>	<u>Receipt Loc Prop</u>	<u>Delivery Location</u>	<u>Delivery Loc Prop</u>	<u>Fuel Quantity</u>
8/2019	WI 7	WI 7	TR	129774	510033	28873	521302	28747	24
8/2019	WI 7	WI 7	TR	129777	510033	28873	521324	28794	682
8/2019	WI 7	WI 7	TR	129777	510033	28873	521676	100052	57
8/2019	WI 7	WI 7	TR	130795	510006	28808	505597	505597	69
8/2019	WI 7	WI 7	TR	130795	510006	28808	523034	384136	369
8/2019	WI 7	WI 7	TR	130795	510006	28808	523035	387791	158
8/2019	WI 7	WI 7	TR	130795	510006	28808	523042	439345	38
8/2019	WI 7	WI 7	TR	130795	510033	28873	505597	505597	292
8/2019	WI 7	WI 7	TR	130795	510033	28873	521164	28842	11
8/2019	WI 7	WI 7	TR	130795	510033	28873	521260	36867	41
8/2019	WI 7	WI 7	TR	130795	510033	28873	521288	28670	248
8/2019	WI 7	WI 7	TR	130795	510033	28873	521306	28741	236
8/2019	WI 7	WI 7	TR	130795	510033	28873	521314	28661	284
8/2019	WI 7	WI 7	TR	130795	510033	28873	521650	269472	1,189
8/2019	WI 7	WI 7	TR	130795	510033	28873	521654	284917	304
8/2019	WI 7	WI 7	TR	130795	510033	28873	521784	28720	8
8/2019	WI 7	WI 7	TR	130795	510033	28873	523034	384136	320
8/2019	WI 7	WI 7	TR	130795	510033	28873	523035	387791	377
8/2019	WI 7	WI 7	TR	130795	510041	11661	521164	28842	25
8/2019	WI 7	WI 7	TR	130795	510041	11661	521296	139402	115
8/2019	WI 7	WI 7	TR	130795	510041	11661	521784	28720	22
8/2019	WI 7	WI 7	TR	130795	510041	11661	523034	384136	1,158
8/2019	WI 7	WI 7	TR	130795	510041	11661	523035	387791	396
8/2019	WI 7	WI 7	TR	131221	510033	28873	521168	28834	31
8/2019	WI 7	WI 7	TR	131221	510033	28873	521172	28846	1,179
8/2019	WI 7	WI 7	TR	131221	510033	28873	521174	28778	2,551
8/2019	WI 7	WI 7	TR	131221	510033	28873	521188	28862	186
8/2019	WI 7	WI 7	TR	131221	510033	28873	521218	28865	31
8/2019	WI 7	WI 7	TR	131221	510033	28873	521240	28759	31
8/2019	WI 7	WI 7	TR	131221	510041	11661	521012	40226	5
8/2019	WI 7	WI 7	TR	131221	510041	11661	521174	28778	34
8/2019	WI 7	WI 7	TR	131221	510041	11661	521246	28844	45
8/2019	WI 7	WI 7	TR	131221	510041	11661	521252	28779	28



VASCR351

ANR Pipeline Company Transportation Services Fuel By Route Analysis

Reporting Year: *January - December 2019*
Production *08/2019*

<u>Production Period</u>	<u>Receipt Segment</u>	<u>Delivery Segment</u>	<u>Service Class</u>	<u>Svc Req Contract</u>	<u>Receipt Location</u>	<u>Receipt Loc Prop</u>	<u>Delivery Location</u>	<u>Delivery Loc Prop</u>	<u>Fuel Quantity</u>
8/2019	W17	W17	TR	131221	510041	11661	521260	36867	2
8/2019	W17	W17	TR	131221	510041	11661	521266	28702	2
8/2019	W17	W17	TR	131221	510041	11661	521298	28736	1
8/2019	W17	W17	TR	131221	510041	11661	521302	28747	1
8/2019	W17	W17	TR	131221	510041	11661	521314	28661	4
8/2019	W17	W17	TR	131221	510041	11661	521316	28831	1
8/2019	W17	W17	TR	131221	510041	11661	521324	28794	1
8/2019	W17	W17	TR	131221	510041	11661	521374	28662	2
8/2019	W17	W17	TR	131221	510041	11661	521784	28720	61
8/2019	W17	W17	TR	131221	510041	11661	521814	36934	1
8/2019	W17	W17	TR	131642	510006	28808	523035	387791	55
8/2019	W17	W17	TR	131644	510006	28808	521260	36867	434
8/2019	W17	W17	TR	131644	510006	28808	521654	284917	2,274
8/2019	W17	W17	TR	131644	510006	28808	521812	40304	434
8/2019	W17	W17	TR	131644	510033	28873	521322	28868	434
8/2019	W17	W17	TR	131644	510041	11661	523034	384136	62
8/2019	W17	W17	TR	131940	510041	11661	521164	28842	7
8/2019	W17	W17	TR	131940	510041	11661	521288	28670	22
8/2019	W17	W17	TR	131940	510041	11661	521314	28661	43
8/2019	W17	W17	TR	131942	510041	11661	521164	28842	3
8/2019	W17	W17	TR	131942	510041	11661	521288	28670	1
8/2019	W17	W17	TR	131942	510041	11661	521314	28661	67
8/2019	W17	W17	TR	131992	510041	11661	521610	261574	124
8/2019	W17	W17	TR	132082	510006	28808	505597	505597	6
8/2019	W17	W17	TR	132082	510006	28808	523034	384136	32
8/2019	W17	W17	TR	132082	510006	28808	523035	387791	19
8/2019	W17	W17	TR	132082	510041	11661	521654	284917	21
8/2019	W17	W17	TR	132083	510006	28808	505597	505597	27
8/2019	W17	W17	TR	132083	510006	28808	523035	387791	16
8/2019	W17	W17	TR	132083	510033	28873	521300	28739	20
8/2019	W17	W17	TR	132083	510041	11661	521654	284917	40
8/2019	W17	W17	TR	132245	510041	11661	521252	28779	217
8/2019	W17	W17	TR	132245	510041	11661	521374	28662	31



VASCR351

ANR Pipeline Company Transportation Services Fuel By Route Analysis

Reporting Year: *January - December 2019*
Production *08/2019*

<u>Production Period</u>	<u>Receipt Segment</u>	<u>Delivery Segment</u>	<u>Service Class</u>	<u>Svc Req Contract</u>	<u>Receipt Location</u>	<u>Receipt Loc Prop</u>	<u>Delivery Location</u>	<u>Delivery Loc Prop</u>	<u>Fuel Quantity</u>
8/2019	WI 7	WI 7	TR	132402	510006	28808	523034	384136	539
8/2019	WI 7	WI 7	TR	132500	513127	513127	521164	28842	21
8/2019	WI 7	WI 7	TR	132504	510033	28873	521266	28702	31
8/2019	WI 7	WI 7	TR	132544	510033	28873	521654	284917	235
8/2019	WI 7	WI 7	TR	132544	510033	28873	523034	384136	165
8/2019	WI 7	WI 7	TR	132544	510033	28873	523035	387791	154
8/2019	WI 7	WI 7	TR	132544	510033	28873	523042	439345	1,751
8/2019	WI 7	WI 7	TR	132582	510033	28873	521012	40226	120
8/2019	WI 7	WI 7	TR	132582	510033	28873	521172	28846	201
8/2019	WI 7	WI 7	TR	132582	510033	28873	521180	28875	124
8/2019	WI 7	WI 7	TR	132582	510033	28873	521188	28862	36
8/2019	WI 7	WI 7	TR	132582	510033	28873	521198	28782	60
8/2019	WI 7	WI 7	TR	132582	510033	28873	521200	28679	31
8/2019	WI 7	WI 7	TR	132582	510033	28873	521204	28672	166
8/2019	WI 7	WI 7	TR	132582	510033	28873	521210	28828	124
8/2019	WI 7	WI 7	TR	132582	510033	28873	521240	28759	124
8/2019	WI 7	WI 7	TR	132582	510033	28873	521246	28844	12
8/2019	WI 7	WI 7	TR	132582	510033	28873	521250	28841	155
8/2019	WI 7	WI 7	TR	132582	510033	28873	521292	28806	31
8/2019	WI 7	WI 7	TR	132582	510033	28873	521394	36936	8
8/2019	WI 7	WI 7	TR	132582	510033	28873	521810	36869	23
8/2019	WI 7	WI 7	TR	132582	510033	28873	523034	384136	26
8/2019	WI 7	WI 7	TR	132669	510041	11661	521650	269472	62
8/2019	WI 7	WI 7	TR	132669	510041	11661	523035	387791	1
8/2019	WI 7	WI 7	TR	132682	510006	28808	521650	269472	159
8/2019	WI 7	WI 7	TR	132682	510006	28808	521654	284917	625
8/2019	WI 7	WI 7	TR	132682	510006	28808	523032	384134	32
8/2019	WI 7	WI 7	TR	132682	510006	28808	523034	384136	568
8/2019	WI 7	WI 7	TR	132682	510006	28808	523035	387791	38
8/2019	WI 7	WI 7	TR	132682	510033	28873	521654	284917	55
8/2019	WI 7	WI 7	TR	132682	510033	28873	523034	384136	345
8/2019	WI 7	WI 7	TR	132682	510041	11661	521296	139402	36
8/2019	WI 7	WI 7	TR	132682	510041	11661	523034	384136	84



VASCR351

**ANR Pipeline Company
Transportation Services
Fuel By Route Analysis**

Reporting Year: *January - December 2019*
Production 08/2019

<u>Production Period</u>	<u>Receipt Segment</u>	<u>Delivery Segment</u>	<u>Service Class</u>	<u>Svc Req Contract</u>	<u>Receipt Location</u>	<u>Receipt Loc Prop</u>	<u>Delivery Location</u>	<u>Delivery Loc Prop</u>	<u>Fuel Quantity</u>
8/2019	W17	W17	TR	132684	505602	505602	521654	284917	69
8/2019	W17	W17	TR	132684	510006	28808	505597	505597	201
8/2019	W17	W17	TR	132684	510006	28808	521654	284917	35
8/2019	W17	W17	TR	132684	510006	28808	523034	384136	75
8/2019	W17	W17	TR	132685	505597	505597	521654	284917	104
8/2019	W17	W17	TR	132685	505597	505597	523034	384136	61
8/2019	W17	W17	TR	132685	510006	28808	505597	505597	8
8/2019	W17	W17	TR	132685	510006	28808	521654	284917	142
8/2019	W17	W17	TR	132685	510006	28808	523034	384136	118
8/2019	W17	W17	TR	132685	510041	11661	523034	384136	32
8/2019	W17	W17	TR	132685	510041	11661	523042	439345	104
8/2019	W17	W17	TR	132686	510006	28808	521164	28842	35
8/2019	W17	W17	TR	132686	510006	28808	523034	384136	30
8/2019	W17	W17	TR	132686	510033	28873	505597	505597	16
8/2019	W17	W17	TR	132686	510033	28873	521654	284917	320
8/2019	W17	W17	TR	132686	510033	28873	523034	384136	381
8/2019	W17	W17	TR	132686	510033	28873	523035	387791	34
8/2019	W17	W17	TR	132686	510033	28873	523042	439345	360
8/2019	W17	W17	TR	132744	510041	11661	523034	384136	213
8/2019	W17	W17	TR	132806	510006	28808	523034	384136	314
8/2019	W17	W17	TR	132806	510006	28808	523035	387791	3
8/2019	W17	W17	TR	133001	510033	28873	521164	28842	10
8/2019	W17	W17	TR	133001	510033	28873	521676	100052	10
8/2019	W17	W17	TR	133008	510033	28873	521174	28778	136
8/2019	W17	W17	TR	133008	510033	28873	521176	28859	397
8/2019	W17	W17	TR	133008	510033	28873	521178	28883	582
8/2019	W17	W17	TR	133008	510033	28873	521260	36867	130
8/2019	W17	W17	TR	133008	510033	28873	521302	28747	291
8/2019	W17	W17	TR	133008	510033	28873	521676	100052	285
8/2019	W17	W17	TR	133008	510033	28873	521812	40304	703
8/2019	W17	W17	TR	133089	510033	28873	521174	28778	283
8/2019	W17	W17	TR	133089	510033	28873	521178	28883	918
8/2019	W17	W17	TR	133089	510033	28873	521180	28875	429

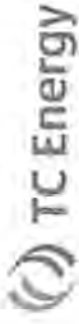


VASCR351

**ANR Pipeline Company
Transportation Services
Fuel By Route Analysis**

Reporting Year: *January - December 2019*
Production 08/2019

<u>Production Period</u>	<u>Receipt Segment</u>	<u>Delivery Segment</u>	<u>Service Class</u>	<u>Svc Req Contract</u>	<u>Receipt Location</u>	<u>Receipt Loc Prop</u>	<u>Delivery Location</u>	<u>Delivery Loc Prop</u>	<u>Fuel Quantity</u>
8/2019	W17	W17	TR	133089	510033	28873	521196	28771	112
8/2019	W17	W17	TR	133089	510033	28873	521214	40197	240
8/2019	W17	W17	TR	133089	510033	28873	521240	28759	335
8/2019	W17	W17	TR	133089	510033	28873	521260	36867	1,504
8/2019	W17	W17	TR	133089	510033	28873	521302	28747	32
8/2019	W17	W17	TR	133089	510033	28873	521812	40304	309
		Segment Subtotal							41,960
		Total for							1,739,090

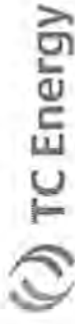


VASCR351

ANR Pipeline Company Transportation Services Fuel By Route Analysis

Reporting Year: *January - December 2019*
Production 09/2019

<u>Production Period</u>	<u>Receipt Segment</u>	<u>Delivery Segment</u>	<u>Service Class</u>	<u>Svc Req Contract</u>	<u>Receipt Location</u>	<u>Receipt Loc Prop</u>	<u>Delivery Location</u>	<u>Delivery Loc Prop</u>	<u>Fuel Quantity</u>
9/2019	ME 2	ME 2	TR	104491	513084	803184	521982	283195	60
9/2019	ME 2	ME 2	TR	114655	505226	153719	521044	261572	322
9/2019	ME 2	ME 2	TR	114655	513062	490940	521044	261572	3,187
9/2019	ME 2	ME 2	TR	114656	505226	153719	521644	274229	170
9/2019	ME 2	ME 2	TR	114656	513062	490940	521644	274229	3,869
9/2019	ME 2	ME 2	TR	115458	513090	927982	523054	490941	96
9/2019	ME 2	ME 2	TR	124160	513090	927982	505606	505606	2,999
9/2019	ME 2	ME 2	TR	124160	513090	927982	523054	490941	420
9/2019	ME 2	ME 2	TR	126586	505226	153719	505606	505606	352
9/2019	ME 2	ME 2	TR	126586	513062	490940	505606	505606	2,266
9/2019	ME 2	ME 2	TR	126997	513090	927982	523054	490941	81
9/2019	ME 2	ME 2	TR	129483	513084	803184	521536	20046	316
9/2019	ME 2	ME 2	TR	130590	513084	803184	523069	1055519	108
9/2019	ME 2	ME 2	TR	132584	513090	927982	521660	153751	2,670
9/2019	ME 2	ME 2	TR	132585	513090	927982	505606	505606	827
9/2019	ME 2	ME 2	TR	132586	513090	927982	505606	505606	623
9/2019	ME 2	ME 2	TR	132586	513090	927982	521044	261572	274
9/2019	ME 2	ME 2	TR	132590	513083	803183	523054	490941	188
9/2019	ME 2	ME 2	TR	132590	513084	803184	513090	927982	4,419
9/2019	ME 2	ME 2	TR	132590	513084	803184	523054	490941	343
9/2019	ME 2	ME 2	TR	132594	513084	803184	521044	261572	19
9/2019	ME 2	ME 2	TR	132696	513084	803184	523069	1055519	65
9/2019	ME 2	ME 2	TR	132696	513084	803184	523083	1402187	1,015
	Segment Subtotal								24,689
9/2019	ME 2	ME 3	TR	132635	513084	803184	521552	16265	90
9/2019	ME 2	ME 3	TS	123081	513084	803184	521568	4280	57
9/2019	ME 2	ME 3	TS	123608	513084	803184	521560	4481	26
	Segment Subtotal								173
9/2019	ME 2	MI 7	TR	106308	521594	20666	505038	153808	297
9/2019	ME 2	MI 7	TR	132544	513084	803184	523008	312117	36
	Segment Subtotal								333
9/2019	ME 2	ML 2	TR	126590	513090	927982	521668	22975	210



VASCR351

ANR Pipeline Company Transportation Services Fuel By Route Analysis

Reporting Year: January - December 2019
Production 09/2019

<u>Production Period</u>	<u>Receipt Segment</u>	<u>Delivery Segment</u>	<u>Service Class</u>	<u>Svc Req Contract</u>	<u>Receipt Location</u>	<u>Receipt Loc Prop</u>	<u>Delivery Location</u>	<u>Delivery Loc Prop</u>	<u>Fuel Quantity</u>
	Segment Subtotal								
9/2019	ME 3	ME 3	TR	113922	513085	742252	521638	153767	210
9/2019	ME 3	ME 3	TR	115126	505227	153721	505564	1389346	31
9/2019	ME 3	ME 3	TR	118863	505227	153721	521986	277052	63
9/2019	ME 3	ME 3	TR	123966	513105	513105	520005	15672	243
9/2019	ME 3	ME 3	TR	123966	513105	513105	521626	40184	27
9/2019	ME 3	ME 3	TR	126846	513126	1389630	521572	40455	70
9/2019	ME 3	ME 3	TR	126846	513126	1389630	521626	40184	570
9/2019	ME 3	ME 3	TR	128295	513085	742252	520005	15672	330
9/2019	ME 3	ME 3	TR	128295	513085	742252	521066	40462	1
9/2019	ME 3	ME 3	TR	128295	513085	742252	521092	4475	340
9/2019	ME 3	ME 3	TR	128295	513085	742252	521528	4351	1,213
9/2019	ME 3	ME 3	TR	128295	513085	742252	521530	4274	123
9/2019	ME 3	ME 3	TR	128295	513085	742252	521534	138745	21
9/2019	ME 3	ME 3	TR	128295	513085	742252	521572	40455	4
9/2019	ME 3	ME 3	TR	128295	513085	742252	521576	40189	326
9/2019	ME 3	ME 3	TR	128295	513085	742252	521626	40184	19
9/2019	ME 3	ME 3	TR	128295	513085	742252	523006	314730	192
9/2019	ME 3	ME 3	TR	128295	513105	513105	520005	15672	1
9/2019	ME 3	ME 3	TR	128295	513105	513105	521066	40462	465
9/2019	ME 3	ME 3	TR	128295	513105	513105	521092	4475	65
9/2019	ME 3	ME 3	TR	128295	513105	513105	521528	4351	248
9/2019	ME 3	ME 3	TR	128295	513105	513105	521530	4274	144
9/2019	ME 3	ME 3	TR	128295	513105	513105	521534	138745	6
9/2019	ME 3	ME 3	TR	128295	513105	513105	521572	40455	9
9/2019	ME 3	ME 3	TR	128295	513105	513105	521576	40189	211
9/2019	ME 3	ME 3	TR	128295	513105	513105	521620	16118	11
9/2019	ME 3	ME 3	TR	128295	513105	513105	521626	40184	1,209
9/2019	ME 3	ME 3	TR	128295	513105	513105	523006	314730	780
9/2019	ME 3	ME 3	TR	128296	513085	742252	520005	15672	49
9/2019	ME 3	ME 3	TR	128296	513085	742252	523006	314730	113
9/2019	ME 3	ME 3	TR	128296	513105	513105	523006	314730	2
9/2019	ME 3	ME 3	TR	128296	513105	513105	521092	4475	60
9/2019	ME 3	ME 3	TR	128296	513105	513105	521626	40184	69



VASCR351

ANR Pipeline Company Transportation Services Fuel By Route Analysis

Reporting Year: *January - December 2019*
Production 09/2019

<u>Production Period</u>	<u>Receipt Segment</u>	<u>Delivery Segment</u>	<u>Service Class</u>	<u>Svc Req Contract</u>	<u>Receipt Location</u>	<u>Receipt Loc Prop</u>	<u>Delivery Location</u>	<u>Delivery Loc Prop</u>	<u>Fuel Quantity</u>
9/2019	ME 3	ME 3	TR	130527	505227	153721	523006	314730	251
9/2019	ME 3	ME 3	TR	130775	505012	139240	521010	40186	31
9/2019	ME 3	ME 3	TR	130775	505012	139240	523006	314730	189
9/2019	ME 3	ME 3	TR	130775	510008	38224	505012	139240	114
9/2019	ME 3	ME 3	TR	130775	510008	38224	523006	314730	89
9/2019	ME 3	ME 3	TR	130775	513085	742252	505012	139240	2,132
9/2019	ME 3	ME 3	TR	130775	513085	742252	520005	15672	304
9/2019	ME 3	ME 3	TR	130775	513085	742252	520018	22986	30
9/2019	ME 3	ME 3	TR	130775	513085	742252	520027	295956	483
9/2019	ME 3	ME 3	TR	130775	513085	742252	521010	40186	641
9/2019	ME 3	ME 3	TR	130775	513085	742252	523006	314730	528
9/2019	ME 3	ME 3	TR	130775	513105	513105	505012	139240	833
9/2019	ME 3	ME 3	TR	130775	513105	513105	520005	15672	220
9/2019	ME 3	ME 3	TR	130775	513105	513105	520018	22986	68
9/2019	ME 3	ME 3	TR	130775	513105	513105	520027	295956	11
9/2019	ME 3	ME 3	TR	130775	513105	513105	521010	40186	78
9/2019	ME 3	ME 3	TR	130775	513105	513105	523006	314730	22
9/2019	ME 3	ME 3	TR	131177	513085	742252	513085	742252	145
9/2019	ME 3	ME 3	TR	131280	505584	505584	521620	16118	31
9/2019	ME 3	ME 3	TR	131280	513085	742252	521620	16118	1,591
9/2019	ME 3	ME 3	TR	131280	513105	513105	521620	16118	5,697
9/2019	ME 3	ME 3	TR	131644	513126	1389630	521626	40184	6
9/2019	ME 3	ME 3	TR	131934	513085	742252	505563	1389347	1,643
9/2019	ME 3	ME 3	TR	131934	513105	513105	505563	1389347	14
9/2019	ME 3	ME 3	TR	131992	513085	742252	521626	40184	491
9/2019	ME 3	ME 3	TR	132267	513085	742252	521010	40186	117
9/2019	ME 3	ME 3	TR	132267	513085	742252	521620	16118	15
9/2019	ME 3	ME 3	TR	132364	513085	742252	520027	295956	13
9/2019	ME 3	ME 3	TR	132367	513085	742252	520027	295956	27
9/2019	ME 3	ME 3	TR	132498	513085	742252	521626	40184	30
9/2019	ME 3	ME 3	TR	132521	505227	153721	523038	398767	41
9/2019	ME 3	ME 3	TR	132543	513105	513105	521986	277052	159
9/2019	ME 3	ME 3	TR	132544	505584	505584	520028	295957	131



VASCR351

ANR Pipeline Company Transportation Services Fuel By Route Analysis

Reporting Year: *January - December 2019*
Production 09/2019

<u>Production Period</u>	<u>Receipt Segment</u>	<u>Delivery Segment</u>	<u>Service Class</u>	<u>Svc Req Contract</u>	<u>Receipt Location</u>	<u>Receipt Loc Prop</u>	<u>Delivery Location</u>	<u>Delivery Loc Prop</u>	<u>Fuel Quantity</u>
9/2019	ME 3	ME 3	TR	132544	50584	50584	523038	398767	137
9/2019	ME 3	ME 3	TR	132544	513085	742252	520028	295957	390
9/2019	ME 3	ME 3	TR	132544	513085	742252	523038	398767	245
9/2019	ME 3	ME 3	TR	132544	513105	513105	505584	505584	80
9/2019	ME 3	ME 3	TR	132544	513105	513105	520028	295957	1,181
9/2019	ME 3	ME 3	TR	132544	513105	513105	523038	398767	132
9/2019	ME 3	ME 3	TR	132544	513126	1389630	523038	398767	69
9/2019	ME 3	ME 3	TR	132582	513085	742252	521620	16118	156
9/2019	ME 3	ME 3	TR	132582	513105	513105	505563	1389347	105
9/2019	ME 3	ME 3	TR	132582	513105	513105	521620	16118	8,654
9/2019	ME 3	ME 3	TR	132582	513105	513105	521626	40184	225
9/2019	ME 3	ME 3	TR	132582	513125	1387755	505563	1389347	20
9/2019	ME 3	ME 3	TR	132582	513125	1387755	521620	16118	6
9/2019	ME 3	ME 3	TR	132582	513125	1387755	521626	40184	397
9/2019	ME 3	ME 3	TR	132589	513085	742252	513085	742252	60
9/2019	ME 3	ME 3	TR	132589	513085	742252	521986	277052	36
9/2019	ME 3	ME 3	TR	132589	513105	513105	521986	277052	17
9/2019	ME 3	ME 3	TR	132590	513085	742252	521032	138747	22
9/2019	ME 3	ME 3	TR	132590	513085	742252	521986	277052	210
9/2019	ME 3	ME 3	TR	132590	513105	513105	521032	138747	146
9/2019	ME 3	ME 3	TR	132590	513105	513105	521986	277052	1,543
9/2019	ME 3	ME 3	TR	132593	513105	513105	513085	742252	27
9/2019	ME 3	ME 3	TR	132593	513105	513105	521986	277052	47
9/2019	ME 3	ME 3	TR	132594	513105	513105	513085	742252	20
9/2019	ME 3	ME 3	TR	132594	513105	513105	521986	277052	35
9/2019	ME 3	ME 3	TR	132658	513085	742252	505392	356048	30
9/2019	ME 3	ME 3	TR	132658	513085	742252	520018	22986	60
9/2019	ME 3	ME 3	TR	132669	513085	742252	521010	40186	600
9/2019	ME 3	ME 3	TR	132669	513085	742252	521032	138747	1,470
9/2019	ME 3	ME 3	TR	132681	513085	742252	521010	40186	695
9/2019	ME 3	ME 3	TR	132681	513085	742252	521626	40184	1,279
9/2019	ME 3	ME 3	TR	132681	513105	513105	521626	40184	100
9/2019	ME 3	ME 3	TR	132682	513085	742252	521626	40184	83



VASCR351

**ANR Pipeline Company
Transportation Services
Fuel By Route Analysis**

Reporting Year: *January - December 2019*
Production 09/2019

<u>Production Period</u>	<u>Receipt Segment</u>	<u>Delivery Segment</u>	<u>Service Class</u>	<u>Svc Req Contract</u>	<u>Receipt Location</u>	<u>Receipt Loc Prop</u>	<u>Delivery Location</u>	<u>Delivery Loc Prop</u>	<u>Fuel Quantity</u>
9/2019	ME 3	ME 3	TR	132682	513105	513105	521010	40186	102
9/2019	ME 3	ME 3	TR	132682	513105	513105	521626	40184	89
9/2019	ME 3	ME 3	TR	132682	513126	1389630	521626	40184	82
9/2019	ME 3	ME 3	TR	132927	513085	742252	521092	4475	23
9/2019	ME 3	ME 3	TR	132927	513085	742252	521626	40184	60
9/2019	ME 3	ME 3	TR	133006	513085	742252	521638	153767	150
9/2019	ME 3	ME 3	TR	133007	513085	742252	521638	153767	438
9/2019	ME 3	ME 3	TR	133009	513085	742252	521638	153767	581
9/2019	ME 3	ME 3	TR	133087	513085	742252	505392	356048	30
9/2019	ME 3	ME 3	TR	133089	513085	742252	521638	153767	95
9/2019	ME 3	ME 3	TR	133089	513125	1387755	521528	4351	246
9/2019	ME 3	ME 3	TR	133128	513085	742252	505573	1400988	19
9/2019	ME 3	ME 3	TR	133130	513085	742252	505573	1400988	6
9/2019	ME 3	ME 3	TR	133130	513085	742252	520005	15672	75
9/2019	ME 3	ME 3	TR	133130	513085	742252	523006	314730	124
9/2019	ME 3	ME 3	TR	133130	513105	513105	505573	1400988	11
9/2019	ME 3	ME 3	TR	133130	513105	513105	521066	40462	45
9/2019	ME 3	ME 3	TR	133130	513105	513105	521530	4274	3
9/2019	ME 3	ME 3	TR	133130	513105	513105	521626	40184	147
9/2019	ME 3	ME 3	TR	133131	513085	742252	505573	1400988	21
9/2019	ME 3	ME 3	TR	133131	513085	742252	520005	15672	19
9/2019	ME 3	ME 3	TR	133131	513085	742252	521534	138745	3
9/2019	ME 3	ME 3	TR	133131	513085	742252	521626	40184	48
9/2019	ME 3	ME 3	TR	133131	513085	742252	523006	314730	77
9/2019	ME 3	ME 3	TR	133131	513126	1389630	521626	40184	10
9/2019	ME 3	ME 3	TR	133132	513085	742252	505573	1400988	458
9/2019	ME 3	ME 3	TR	133132	513085	742252	521552	16265	24
9/2019	ME 3	ME 3	TR	133134	513085	742252	505573	1400988	60
9/2019	ME 3	ME 3	TR	133140	513085	742252	505573	1400988	60
9/2019	ME 3	ME 3	TR	133150	513085	742252	505238	174721	60
9/2019	ME 3	ME 3	TR	133150	513085	742252	505573	1400988	510
9/2019	ME 3	ME 3	TR	133153	510008	38224	505573	1400988	30
9/2019	ME 3	ME 3	TR	133158	513085	742252	505573	1400988	401



VASCR351

ANR Pipeline Company Transportation Services Fuel By Route Analysis

Reporting Year: *January - December 2019*
Production *09/2019*

<u>Production Period</u>	<u>Receipt Segment</u>	<u>Delivery Segment</u>	<u>Service Class</u>	<u>Svc Req Contract</u>	<u>Receipt Location</u>	<u>Receipt Loc Prop</u>	<u>Delivery Location</u>	<u>Delivery Loc Prop</u>	<u>Fuel Quantity</u>
9/2019	ME 3	ME 3	TR	133158	513085	742252	520023	28447	29
9/2019	ME 3	ME 3	TR	133158	513085	742252	520027	295956	53
9/2019	ME 3	ME 3	TR	133158	513085	742252	521620	16118	17
9/2019	ME 3	ME 3	TR	133165	513085	742252	505573	1400988	29
9/2019	ME 3	ME 3	TR	133168	513085	742252	505573	1400988	27
9/2019	ME 3	ME 3	TR	133188	513085	742252	505573	1400988	515
									46,244
	Segment Subtotal								
9/2019	ME 3	MI 7	TR	113877	513085	742252	505038	153808	1
9/2019	ME 3	MI 7	TR	113877	513085	742252	521116	42078	309
9/2019	ME 3	MI 7	TR	113877	513085	742252	521144	11580	60
9/2019	ME 3	MI 7	TR	113877	513085	742252	521670	40468	187
9/2019	ME 3	MI 7	TR	113879	513105	513105	521116	42078	20
9/2019	ME 3	MI 7	TR	113879	513105	513105	521670	40468	98
9/2019	ME 3	MI 7	TR	113880	513085	742252	521116	42078	44
9/2019	ME 3	MI 7	TR	113880	513085	742252	521670	40468	245
9/2019	ME 3	MI 7	TR	113884	513085	742252	505038	153808	2
9/2019	ME 3	MI 7	TR	113884	513085	742252	521116	42078	271
9/2019	ME 3	MI 7	TR	113884	513085	742252	521144	11580	174
9/2019	ME 3	MI 7	TR	113884	513085	742252	521670	40468	186
9/2019	ME 3	MI 7	TR	113886	513125	1387755	521116	42078	102
9/2019	ME 3	MI 7	TR	113886	513125	1387755	521670	40468	6
9/2019	ME 3	MI 7	TR	113889	513105	513105	521116	42078	84
9/2019	ME 3	MI 7	TR	113889	513105	513105	521144	11580	70
9/2019	ME 3	MI 7	TR	113890	513105	513105	521670	40468	96
9/2019	ME 3	MI 7	TR	113904	513125	1387755	521116	42078	32
9/2019	ME 3	MI 7	TR	113904	513125	1387755	521670	40468	120
9/2019	ME 3	MI 7	TR	113922	513085	742252	521116	42078	29
9/2019	ME 3	MI 7	TR	113922	513085	742252	521144	11580	7
9/2019	ME 3	MI 7	TR	113922	513085	742252	521670	40468	86
9/2019	ME 3	MI 7	TR	113922	513105	513105	521116	42078	21
9/2019	ME 3	MI 7	TR	113922	513105	513105	521144	11580	12
9/2019	ME 3	MI 7	TR	113922	513105	513105	521670	40468	59
9/2019	ME 3	MI 7	TR	113933	513125	1387755	521116	42078	119



VASCR351

ANR Pipeline Company Transportation Services Fuel By Route Analysis

Reporting Year: *January - December 2019*
Production 09/2019

<u>Production Period</u>	<u>Receipt Segment</u>	<u>Delivery Segment</u>	<u>Service Class</u>	<u>Svc Req Contract</u>	<u>Receipt Location</u>	<u>Receipt Loc Prop</u>	<u>Delivery Location</u>	<u>Delivery Loc Prop</u>	<u>Fuel Quantity</u>
9/2019	ME 3	MI 7	TR	113933	513125	1387755	521670	40468	7
9/2019	ME 3	MI 7	TR	113936	513125	1387755	521116	42078	24
9/2019	ME 3	MI 7	TR	113936	513125	1387755	521670	40468	90
9/2019	ME 3	MI 7	TR	113937	513105	513105	521116	42078	65
9/2019	ME 3	MI 7	TR	113937	513105	513105	521670	40468	232
9/2019	ME 3	MI 7	TR	113945	513125	1387755	521116	42078	130
9/2019	ME 3	MI 7	TR	113945	513125	1387755	521144	11580	112
9/2019	ME 3	MI 7	TR	113945	513125	1387755	521670	40468	24
9/2019	ME 3	MI 7	TR	113956	513085	742252	521144	11580	90
9/2019	ME 3	MI 7	TR	113960	513085	742252	521074	40470	4
9/2019	ME 3	MI 7	TR	113960	513085	742252	521144	11580	111
9/2019	ME 3	MI 7	TR	113976	513105	513105	521116	42078	57
9/2019	ME 3	MI 7	TR	113976	513105	513105	521670	40468	202
9/2019	ME 3	MI 7	TR	115931	513105	513105	521670	40468	118
9/2019	ME 3	MI 7	TR	123255	513125	1387755	505038	153808	7,506
9/2019	ME 3	MI 7	TR	123255	513125	1387755	521634	11566	713
9/2019	ME 3	MI 7	TR	123255	513125	1387755	521690	40892	487
9/2019	ME 3	MI 7	TR	123628	513125	1387755	521116	42078	2,167
9/2019	ME 3	MI 7	TR	123966	513085	742252	521116	42078	29
9/2019	ME 3	MI 7	TR	123966	513105	513105	505108	243097	1,326
9/2019	ME 3	MI 7	TR	123966	513105	513105	505515	866062	3,409
9/2019	ME 3	MI 7	TR	123966	513105	513105	505541	1181282	948
9/2019	ME 3	MI 7	TR	123966	513105	513105	511136	277072	749
9/2019	ME 3	MI 7	TR	123966	513105	513105	521014	153852	3,888
9/2019	ME 3	MI 7	TR	123966	513105	513105	521058	282435	382
9/2019	ME 3	MI 7	TR	123966	513105	513105	521080	138675	3,232
9/2019	ME 3	MI 7	TR	123966	513105	513105	521116	42078	41,197
9/2019	ME 3	MI 7	TR	123966	513105	513105	521932	138744	2,854
9/2019	ME 3	MI 7	TR	123966	513105	513105	521985	278172	4,836
9/2019	ME 3	MI 7	TR	123966	513105	513105	523014	318733	830
9/2019	ME 3	MI 7	TR	124603	513085	742252	505038	153808	4,335
9/2019	ME 3	MI 7	TR	124690	513125	1387755	505038	153808	8,608
9/2019	ME 3	MI 7	TR	124951	513085	742252	505038	153808	198

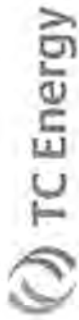


VASCR351

ANR Pipeline Company Transportation Services Fuel By Route Analysis

Reporting Year: *January - December 2019*
Production 09/2019

<u>Production Period</u>	<u>Receipt Segment</u>	<u>Delivery Segment</u>	<u>Service Class</u>	<u>Svc Req Contract</u>	<u>Receipt Location</u>	<u>Receipt Loc Prop</u>	<u>Delivery Location</u>	<u>Delivery Loc Prop</u>	<u>Fuel Quantity</u>
9/2019	ME 3	MI 7	TR	125014	513105	513105	521116	42078	24
9/2019	ME 3	MI 7	TR	125014	513105	513105	521670	40468	115
9/2019	ME 3	MI 7	TR	125047	505007	139235	505038	153808	571
9/2019	ME 3	MI 7	TR	125655	513085	742252	521074	40470	30
9/2019	ME 3	MI 7	TR	126229	513105	513105	521144	11580	84
9/2019	ME 3	MI 7	TR	126231	513085	742252	521074	40470	60
9/2019	ME 3	MI 7	TR	126509	513085	742252	521144	11580	60
9/2019	ME 3	MI 7	TR	126512	513085	742252	521074	40470	30
9/2019	ME 3	MI 7	TR	126513	513085	742252	521074	40470	60
9/2019	ME 3	MI 7	TR	126846	513105	513105	521606	216654	1,470
9/2019	ME 3	MI 7	TR	126846	513126	1389630	521116	42078	5
9/2019	ME 3	MI 7	TR	126846	513126	1389630	521606	216654	1,015
9/2019	ME 3	MI 7	TR	126847	513126	1389630	521116	42078	9
9/2019	ME 3	MI 7	TR	126847	513126	1389630	521606	216654	2,179
9/2019	ME 3	MI 7	TR	128295	513105	513105	505038	153808	1,294
9/2019	ME 3	MI 7	TR	128295	513105	513105	521014	153852	570
9/2019	ME 3	MI 7	TR	128295	513105	513105	521116	42078	92
9/2019	ME 3	MI 7	TR	128295	513105	513105	521624	4375	191
9/2019	ME 3	MI 7	TR	128295	513105	513105	521690	40892	105
9/2019	ME 3	MI 7	TR	128295	513105	513105	521932	138744	10
9/2019	ME 3	MI 7	TR	128295	513105	513105	521962	139401	30
9/2019	ME 3	MI 7	TR	128295	513105	513105	521985	278172	109
9/2019	ME 3	MI 7	TR	128296	513085	742252	521014	153852	48
9/2019	ME 3	MI 7	TR	128296	513105	513105	521116	42078	147
9/2019	ME 3	MI 7	TR	128296	513105	513105	521985	278172	58
9/2019	ME 3	MI 7	TR	128709	513105	513105	511136	277072	66
9/2019	ME 3	MI 7	TR	128709	513105	513105	521116	42078	2,927
9/2019	ME 3	MI 7	TR	128710	513105	513105	511136	277072	353
9/2019	ME 3	MI 7	TR	128710	513105	513105	521116	42078	3,265
9/2019	ME 3	MI 7	TR	128710	513105	513105	521985	278172	17
9/2019	ME 3	MI 7	TR	128710	513105	513105	511136	277072	41
9/2019	ME 3	MI 7	TR	128710	513125	1387755	511136	277072	174
9/2019	ME 3	MI 7	TR	128710	513125	1387755	521116	42078	174
9/2019	ME 3	MI 7	TR	129337	513105	513105	523086	523086	697



VASCR351

ANR Pipeline Company Transportation Services Fuel By Route Analysis

Reporting Year: *January - December 2019*
Production 09/2019

<u>Production Period</u>	<u>Receipt Segment</u>	<u>Delivery Segment</u>	<u>Service Class</u>	<u>Svc Req Contract</u>	<u>Receipt Location</u>	<u>Receipt Loc Prop</u>	<u>Delivery Location</u>	<u>Delivery Loc Prop</u>	<u>Fuel Quantity</u>
9/2019	ME 3	MI 7	TR	129337	513125	1387755	523086	523086	14,094
9/2019	ME 3	MI 7	TR	131177	513085	742252	505038	153808	8,616
9/2019	ME 3	MI 7	TR	131177	513085	742252	505108	243097	108
9/2019	ME 3	MI 7	TR	131177	513085	742252	521116	42078	13,619
9/2019	ME 3	MI 7	TR	131177	513085	742252	521634	11566	571
9/2019	ME 3	MI 7	TR	131177	513085	742252	521932	138744	8
9/2019	ME 3	MI 7	TR	131439	505032	139374	505038	153808	198
9/2019	ME 3	MI 7	TR	131445	505008	139236	505038	153808	137
9/2019	ME 3	MI 7	TR	131644	513085	742252	505038	153808	125
9/2019	ME 3	MI 7	TR	131644	513085	742252	521116	42078	57
9/2019	ME 3	MI 7	TR	131644	513085	742252	521138	11680	1,443
9/2019	ME 3	MI 7	TR	131644	513085	742252	521962	139401	116
9/2019	ME 3	MI 7	TR	131644	513085	742252	521985	278172	188
9/2019	ME 3	MI 7	TR	131644	513105	513105	505038	153808	259
9/2019	ME 3	MI 7	TR	131644	513105	513105	521138	11680	106
9/2019	ME 3	MI 7	TR	131644	513105	513105	521962	139401	198
9/2019	ME 3	MI 7	TR	131644	513105	513105	521985	278172	114
9/2019	ME 3	MI 7	TR	131644	513105	513105	523052	467243	3
9/2019	ME 3	MI 7	TR	131644	513126	1389630	505038	153808	57
9/2019	ME 3	MI 7	TR	131644	513126	1389630	521138	11680	133
9/2019	ME 3	MI 7	TR	131644	513126	1389630	521604	150409	421
9/2019	ME 3	MI 7	TR	131970	513085	742252	505038	153808	2,185
9/2019	ME 3	MI 7	TR	131971	513085	742252	505038	153808	2,189
9/2019	ME 3	MI 7	TR	131992	513085	742252	521588	40481	290
9/2019	ME 3	MI 7	TR	132082	513085	742252	505038	153808	817
9/2019	ME 3	MI 7	TR	132082	513085	742252	521138	11680	44
9/2019	ME 3	MI 7	TR	132082	513085	742252	521690	40892	9
9/2019	ME 3	MI 7	TR	132082	513085	742252	521985	278172	26
9/2019	ME 3	MI 7	TR	132082	513105	513105	505038	153808	395
9/2019	ME 3	MI 7	TR	132082	513105	513105	521690	40892	56
9/2019	ME 3	MI 7	TR	132082	513105	513105	521985	278172	85
9/2019	ME 3	MI 7	TR	132083	513085	742252	505038	153808	492
9/2019	ME 3	MI 7	TR	132083	513085	742252	521118	11578	25



VASCR351

ANR Pipeline Company Transportation Services Fuel By Route Analysis

Reporting Year: *January - December 2019*
Production *09/2019*

<u>Production Period</u>	<u>Receipt Segment</u>	<u>Delivery Segment</u>	<u>Service Class</u>	<u>Svc Req Contract</u>	<u>Receipt Location</u>	<u>Receipt Loc Prop</u>	<u>Delivery Location</u>	<u>Delivery Loc Prop</u>	<u>Fuel Quantity</u>
9/2019	ME 3	MI 7	TR	132083	513085	742252	521138	11680	4
9/2019	ME 3	MI 7	TR	132083	513085	742252	521162	11748	41
9/2019	ME 3	MI 7	TR	132083	513085	742252	521634	11566	6
9/2019	ME 3	MI 7	TR	132083	513085	742252	521690	40892	13
9/2019	ME 3	MI 7	TR	132083	513085	742252	521985	278172	24
9/2019	ME 3	MI 7	TR	132083	513085	742252	523052	467243	12
9/2019	ME 3	MI 7	TR	132083	513105	513105	505038	153808	146
9/2019	ME 3	MI 7	TR	132083	513105	513105	521116	42078	12
9/2019	ME 3	MI 7	TR	132083	513105	513105	521118	11578	242
9/2019	ME 3	MI 7	TR	132083	513105	513105	521122	11751	235
9/2019	ME 3	MI 7	TR	132083	513105	513105	521124	11562	57
9/2019	ME 3	MI 7	TR	132083	513105	513105	521142	40477	86
9/2019	ME 3	MI 7	TR	132083	513105	513105	521146	11785	29
9/2019	ME 3	MI 7	TR	132083	513105	513105	521162	11748	354
9/2019	ME 3	MI 7	TR	132083	513105	513105	521670	40468	41
9/2019	ME 3	MI 7	TR	132267	513085	742252	521074	40470	19
9/2019	ME 3	MI 7	TR	132267	513085	742252	521116	42078	17
9/2019	ME 3	MI 7	TR	132267	513085	742252	521138	11680	213
9/2019	ME 3	MI 7	TR	132267	513085	742252	521144	11580	266
9/2019	ME 3	MI 7	TR	132267	513085	742252	521942	198847	520
9/2019	ME 3	MI 7	TR	132358	513085	742252	505038	153808	60
9/2019	ME 3	MI 7	TR	132359	513085	742252	505038	153808	59
9/2019	ME 3	MI 7	TR	132362	513085	742252	521932	138744	24
9/2019	ME 3	MI 7	TR	132364	513085	742252	521142	40477	60
9/2019	ME 3	MI 7	TR	132364	513085	742252	521144	11580	107
9/2019	ME 3	MI 7	TR	132367	513085	742252	505038	153808	390
9/2019	ME 3	MI 7	TR	132367	513085	742252	521074	40470	60
9/2019	ME 3	MI 7	TR	132367	513085	742252	521118	11578	3
9/2019	ME 3	MI 7	TR	132367	513085	742252	521122	11751	30
9/2019	ME 3	MI 7	TR	132393	513085	742252	521932	138744	90



VASCR351

ANR Pipeline Company Transportation Services Fuel By Route Analysis

Reporting Year: *January - December 2019*
Production 09/2019

<u>Production Period</u>	<u>Receipt Segment</u>	<u>Delivery Segment</u>	<u>Service Class</u>	<u>Svc Req Contract</u>	<u>Receipt Location</u>	<u>Receipt Loc Prop</u>	<u>Delivery Location</u>	<u>Delivery Loc Prop</u>	<u>Fuel Quantity</u>
9/2019	ME 3	MI 7	TR	132448	513085	742252	521932	138744	210
9/2019	ME 3	MI 7	TR	132463	513085	742252	521932	138744	30
9/2019	ME 3	MI 7	TR	132464	513085	742252	521932	138744	30
9/2019	ME 3	MI 7	TR	132467	513085	742252	505038	153808	58
9/2019	ME 3	MI 7	TR	132467	513085	742252	521932	138744	29
9/2019	ME 3	MI 7	TR	132468	513085	742252	521932	138744	30
9/2019	ME 3	MI 7	TR	132474	513105	513105	505038	153808	20
9/2019	ME 3	MI 7	TR	132478	513105	513105	505038	153808	20
9/2019	ME 3	MI 7	TR	132487	513085	742252	505038	153808	60
9/2019	ME 3	MI 7	TR	132488	513085	742252	521932	138744	30
9/2019	ME 3	MI 7	TR	132491	513085	742252	505038	153808	30
9/2019	ME 3	MI 7	TR	132491	513085	742252	521932	138744	60
9/2019	ME 3	MI 7	TR	132492	513085	742252	521932	138744	59
9/2019	ME 3	MI 7	TR	132495	513085	742252	521932	138744	59
9/2019	ME 3	MI 7	TR	132496	513085	742252	521932	138744	86
9/2019	ME 3	MI 7	TR	132497	513085	742252	521932	138744	59
9/2019	ME 3	MI 7	TR	132500	513085	742252	505038	153808	146
9/2019	ME 3	MI 7	TR	132500	513085	742252	521932	138744	2
9/2019	ME 3	MI 7	TR	132517	513085	742252	521116	42078	145
9/2019	ME 3	MI 7	TR	132517	513085	742252	523008	312117	394
9/2019	ME 3	MI 7	TR	132517	513125	1387755	505038	153808	250
9/2019	ME 3	MI 7	TR	132517	513125	1387755	523008	312117	11,834
9/2019	ME 3	MI 7	TR	132521	513085	742252	523008	312117	444
9/2019	ME 3	MI 7	TR	132521	513105	513105	505038	153808	40
9/2019	ME 3	MI 7	TR	132521	513105	513105	523008	312117	2,888
9/2019	ME 3	MI 7	TR	132521	513125	1387755	505038	153808	195
9/2019	ME 3	MI 7	TR	132521	513125	1387755	521008	11616	6
9/2019	ME 3	MI 7	TR	132521	513125	1387755	523008	312117	8,731
9/2019	ME 3	MI 7	TR	132543	513105	513105	505038	153808	1,392
9/2019	ME 3	MI 7	TR	132543	513105	513105	510005	246067	52
9/2019	ME 3	MI 7	TR	132543	513105	513105	511136	277072	30
9/2019	ME 3	MI 7	TR	132543	513105	513105	521030	282436	7,796
9/2019	ME 3	MI 7	TR	132543	513105	513105	521116	42078	864



VASCR351

ANR Pipeline Company Transportation Services Fuel By Route Analysis

Reporting Year: *January - December 2019*
Production 09/2019

<u>Production Period</u>	<u>Receipt Segment</u>	<u>Delivery Segment</u>	<u>Service Class</u>	<u>Svc Req Contract</u>	<u>Receipt Location</u>	<u>Receipt Loc Prop</u>	<u>Delivery Location</u>	<u>Delivery Loc Prop</u>	<u>Fuel Quantity</u>
9/2019	ME 3	MI 7	TR	132543	513105	513105	523086	523086	72
9/2019	ME 3	MI 7	TR	132544	505584	505584	523029	360888	1
9/2019	ME 3	MI 7	TR	132544	513085	742252	505038	153808	64
9/2019	ME 3	MI 7	TR	132544	513085	742252	511136	277072	218
9/2019	ME 3	MI 7	TR	132544	513085	742252	521116	42078	913
9/2019	ME 3	MI 7	TR	132544	513085	742252	521985	278172	24
9/2019	ME 3	MI 7	TR	132544	513085	742252	523008	312117	1,458
9/2019	ME 3	MI 7	TR	132544	513105	513105	505038	153808	898
9/2019	ME 3	MI 7	TR	132544	513105	513105	511136	277072	1,875
9/2019	ME 3	MI 7	TR	132544	513105	513105	521116	42078	15,972
9/2019	ME 3	MI 7	TR	132544	513105	513105	523008	312117	5,039
9/2019	ME 3	MI 7	TR	132544	513125	1387755	511136	277072	145
9/2019	ME 3	MI 7	TR	132544	513125	1387755	521116	42078	1,140
9/2019	ME 3	MI 7	TR	132544	513126	1389630	511136	277072	136
9/2019	ME 3	MI 7	TR	132544	513126	1389630	521116	42078	4,533
9/2019	ME 3	MI 7	TR	132544	513126	1389630	523029	360888	42
9/2019	ME 3	MI 7	TR	132561	505012	139240	505038	153808	6,275
9/2019	ME 3	MI 7	TR	132582	513105	513105	505541	1181282	319
9/2019	ME 3	MI 7	TR	132582	513105	513105	521014	153852	252
9/2019	ME 3	MI 7	TR	132582	513105	513105	521074	40470	60
9/2019	ME 3	MI 7	TR	132582	513105	513105	521116	42078	315
9/2019	ME 3	MI 7	TR	132582	513105	513105	521138	11680	266
9/2019	ME 3	MI 7	TR	132582	513105	513105	521670	40468	78
9/2019	ME 3	MI 7	TR	132582	513105	513105	521962	139401	240
9/2019	ME 3	MI 7	TR	132582	513105	513105	521966	216338	30
9/2019	ME 3	MI 7	TR	132590	513085	742252	505515	866062	453
9/2019	ME 3	MI 7	TR	132590	513085	742252	510005	246067	96
9/2019	ME 3	MI 7	TR	132590	513085	742252	521030	282436	37
9/2019	ME 3	MI 7	TR	132590	513085	742252	521116	42078	932
9/2019	ME 3	MI 7	TR	132590	513085	742252	521942	198847	511
9/2019	ME 3	MI 7	TR	132590	513085	742252	523086	523086	1,554
9/2019	ME 3	MI 7	TR	132590	513085	742252	523090	523090	290
9/2019	ME 3	MI 7	TR	132590	513105	513105	505038	153808	581



VASCR351

**ANR Pipeline Company
Transportation Services
Fuel By Route Analysis**

Reporting Year: *January - December 2019*
Production 09/2019

<u>Production Period</u>	<u>Receipt Segment</u>	<u>Delivery Segment</u>	<u>Service Class</u>	<u>Svc Req Contract</u>	<u>Receipt Location</u>	<u>Receipt Loc Prop</u>	<u>Delivery Location</u>	<u>Delivery Loc Prop</u>	<u>Fuel Quantity</u>
9/2019	ME 3	MI 7	TR	132590	513105	513105	505108	243097	1,527
9/2019	ME 3	MI 7	TR	132590	513105	513105	510005	246067	255
9/2019	ME 3	MI 7	TR	132590	513105	513105	511136	277072	53
9/2019	ME 3	MI 7	TR	132590	513105	513105	521030	282436	65
9/2019	ME 3	MI 7	TR	132590	513105	513105	521116	42078	10,751
9/2019	ME 3	MI 7	TR	132590	513105	513105	521942	198847	1,510
9/2019	ME 3	MI 7	TR	132590	513105	513105	523086	523086	9,601
9/2019	ME 3	MI 7	TR	132595	513105	513105	521116	42078	5,615
9/2019	ME 3	MI 7	TR	132606	513105	513105	505515	866062	3,378
9/2019	ME 3	MI 7	TR	132606	513105	513105	523086	523086	972
9/2019	ME 3	MI 7	TR	132625	513125	1387755	521116	42078	1,095
9/2019	ME 3	MI 7	TR	132626	513125	1387755	521116	42078	1,095
9/2019	ME 3	MI 7	TR	132627	513125	1387755	521116	42078	1,530
9/2019	ME 3	MI 7	TR	132628	513125	1387755	521116	42078	1,095
9/2019	ME 3	MI 7	TR	132629	513125	1387755	521116	42078	1,740
9/2019	ME 3	MI 7	TR	132630	513125	1387755	505038	153808	864
9/2019	ME 3	MI 7	TR	132630	513125	1387755	505108	243097	15
9/2019	ME 3	MI 7	TR	132630	513125	1387755	510005	246067	28
9/2019	ME 3	MI 7	TR	132630	513125	1387755	511136	277072	56
9/2019	ME 3	MI 7	TR	132630	513125	1387755	521008	11616	135
9/2019	ME 3	MI 7	TR	132630	513125	1387755	521030	282436	7,603
9/2019	ME 3	MI 7	TR	132631	513085	742252	505038	153808	39
9/2019	ME 3	MI 7	TR	132631	513085	742252	511136	277072	457
9/2019	ME 3	MI 7	TR	132631	513085	742252	521116	42078	1,194
9/2019	ME 3	MI 7	TR	132633	513105	513105	505038	153808	1,872
9/2019	ME 3	MI 7	TR	132633	513105	513105	505108	243097	30
9/2019	ME 3	MI 7	TR	132633	513105	513105	505541	1181282	248
9/2019	ME 3	MI 7	TR	132633	513105	513105	511136	277072	49
9/2019	ME 3	MI 7	TR	132633	513105	513105	521116	42078	27
9/2019	ME 3	MI 7	TR	132633	513105	513105	521118	11578	485
9/2019	ME 3	MI 7	TR	132633	513105	513105	521122	11751	23
9/2019	ME 3	MI 7	TR	132633	513105	513105	521124	11562	232
9/2019	ME 3	MI 7	TR	132633	513105	513105	521142	40477	210



VASCR351

ANR Pipeline Company Transportation Services Fuel By Route Analysis

Reporting Year: *January - December 2019*
Production 09/2019

<u>Production Period</u>	<u>Receipt Segment</u>	<u>Delivery Segment</u>	<u>Service Class</u>	<u>Svc Req Contract</u>	<u>Receipt Location</u>	<u>Receipt Loc Prop</u>	<u>Delivery Location</u>	<u>Delivery Loc Prop</u>	<u>Fuel Quantity</u>
9/2019	ME 3	MI 7	TR	132633	513105	513105	521144	11580	1
9/2019	ME 3	MI 7	TR	132633	513105	513105	521162	11748	30
9/2019	ME 3	MI 7	TR	132633	513105	513105	521690	40892	960
9/2019	ME 3	MI 7	TR	132633	513105	513105	523014	318733	111
9/2019	ME 3	MI 7	TR	132634	513105	513105	505038	153808	328
9/2019	ME 3	MI 7	TR	132634	513105	513105	505541	1181282	55
9/2019	ME 3	MI 7	TR	132634	513105	513105	521058	282435	15
9/2019	ME 3	MI 7	TR	132634	513105	513105	521116	42078	25
9/2019	ME 3	MI 7	TR	132634	513105	513105	521634	11566	4
9/2019	ME 3	MI 7	TR	132634	513105	513105	523014	318733	28
9/2019	ME 3	MI 7	TR	132634	513125	1387755	505038	153808	2,811
9/2019	ME 3	MI 7	TR	132634	513125	1387755	505108	243097	61
9/2019	ME 3	MI 7	TR	132634	513125	1387755	505541	1181282	616
9/2019	ME 3	MI 7	TR	132634	513125	1387755	511136	277072	35
9/2019	ME 3	MI 7	TR	132634	513125	1387755	521058	282435	65
9/2019	ME 3	MI 7	TR	132634	513125	1387755	521116	42078	115
9/2019	ME 3	MI 7	TR	132634	513125	1387755	523014	318733	183
9/2019	ME 3	MI 7	TR	132669	513085	742252	505541	1181282	57
9/2019	ME 3	MI 7	TR	132669	513085	742252	521014	153852	410
9/2019	ME 3	MI 7	TR	132669	513085	742252	521116	42078	809
9/2019	ME 3	MI 7	TR	132669	513085	742252	521138	11680	405
9/2019	ME 3	MI 7	TR	132669	513105	513105	505038	153808	29
9/2019	ME 3	MI 7	TR	132669	513105	513105	521014	153852	6,160
9/2019	ME 3	MI 7	TR	132669	513105	513105	521116	42078	2,066
9/2019	ME 3	MI 7	TR	132669	513105	513105	521138	11680	375
9/2019	ME 3	MI 7	TR	132670	513085	742252	505541	1181282	189
9/2019	ME 3	MI 7	TR	132670	513085	742252	521116	42078	4,225
9/2019	ME 3	MI 7	TR	132670	513085	742252	521932	138744	28
9/2019	ME 3	MI 7	TR	132670	513085	742252	521985	278172	171
9/2019	ME 3	MI 7	TR	132670	513085	742252	523014	318733	17
9/2019	ME 3	MI 7	TR	132670	513105	513105	521116	42078	1,472
9/2019	ME 3	MI 7	TR	132670	513105	513105	521932	138744	24
9/2019	ME 3	MI 7	TR	132673	513105	513105	521118	11578	2



VASCR351

**ANR Pipeline Company
Transportation Services
Fuel By Route Analysis**

Reporting Year: January - December 2019
Production 09/2019

<u>Production Period</u>	<u>Receipt Segment</u>	<u>Delivery Segment</u>	<u>Service Class</u>	<u>Svc Req Contract</u>	<u>Receipt Location</u>	<u>Receipt Loc Prop</u>	<u>Delivery Location</u>	<u>Delivery Loc Prop</u>	<u>Fuel Quantity</u>
9/2019	ME 3	MI 7	TR	132673	513105	513105	521670	40468	4
9/2019	ME 3	MI 7	TR	132675	513085	742252	505038	153808	1,171
9/2019	ME 3	MI 7	TR	132675	513085	742252	505541	1181282	51
9/2019	ME 3	MI 7	TR	132675	513085	742252	511136	277072	80
9/2019	ME 3	MI 7	TR	132675	513085	742252	521058	282435	12
9/2019	ME 3	MI 7	TR	132675	513085	742252	521116	42078	3
9/2019	ME 3	MI 7	TR	132675	513085	742252	521634	11566	28
9/2019	ME 3	MI 7	TR	132675	513085	742252	521985	278172	41
9/2019	ME 3	MI 7	TR	132675	513085	742252	523014	318733	88
9/2019	ME 3	MI 7	TR	132675	513105	513105	505038	153808	13
9/2019	ME 3	MI 7	TR	132675	513105	513105	505541	1181282	3
9/2019	ME 3	MI 7	TR	132675	513105	513105	511136	277072	7
9/2019	ME 3	MI 7	TR	132675	513105	513105	521138	11680	6
9/2019	ME 3	MI 7	TR	132682	513085	742252	505038	153808	317
9/2019	ME 3	MI 7	TR	132682	513085	742252	511136	277072	160
9/2019	ME 3	MI 7	TR	132682	513085	742252	521014	153852	2,501
9/2019	ME 3	MI 7	TR	132682	513085	742252	521116	42078	422
9/2019	ME 3	MI 7	TR	132682	513085	742252	521138	11680	37
9/2019	ME 3	MI 7	TR	132682	513085	742252	521670	40468	670
9/2019	ME 3	MI 7	TR	132682	513085	742252	521985	278172	637
9/2019	ME 3	MI 7	TR	132682	513105	513105	505038	153808	733
9/2019	ME 3	MI 7	TR	132682	513105	513105	511136	277072	99
9/2019	ME 3	MI 7	TR	132682	513105	513105	521014	153852	56
9/2019	ME 3	MI 7	TR	132682	513105	513105	521116	42078	749
9/2019	ME 3	MI 7	TR	132682	513105	513105	521138	11680	7
9/2019	ME 3	MI 7	TR	132682	513105	513105	521634	11566	10
9/2019	ME 3	MI 7	TR	132682	513105	513105	521670	40468	86
9/2019	ME 3	MI 7	TR	132682	513105	513105	521690	40892	60
9/2019	ME 3	MI 7	TR	132682	513105	513105	521966	216338	10
9/2019	ME 3	MI 7	TR	132682	513105	513105	521985	278172	751
9/2019	ME 3	MI 7	TR	132682	513126	1389630	505038	153808	1
9/2019	ME 3	MI 7	TR	132683	513085	742252	505038	153808	130
9/2019	ME 3	MI 7	TR	132683	513085	742252	511136	277072	171

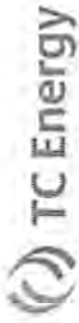


VASCR351

ANR Pipeline Company Transportation Services Fuel By Route Analysis

Reporting Year: January - December 2019
Production 09/2019

<u>Production Period</u>	<u>Receipt Segment</u>	<u>Delivery Segment</u>	<u>Service Class</u>	<u>Svc Req Contract</u>	<u>Receipt Location</u>	<u>Receipt Loc Prop</u>	<u>Delivery Location</u>	<u>Delivery Loc Prop</u>	<u>Fuel Quantity</u>
9/2019	ME 3	MI 7	TR	132683	513105	513105	505038	153808	8
9/2019	ME 3	MI 7	TR	132684	513085	742252	505038	153808	5,349
9/2019	ME 3	MI 7	TR	132684	513085	742252	521008	11616	2,958
9/2019	ME 3	MI 7	TR	132684	513085	742252	521116	42078	27
9/2019	ME 3	MI 7	TR	132684	513085	742252	521932	138744	58
9/2019	ME 3	MI 7	TR	132685	513125	1387755	505038	153808	7,976
9/2019	ME 3	MI 7	TR	132685	513125	1387755	521116	42078	290
9/2019	ME 3	MI 7	TR	132685	513125	1387755	521634	11566	29
9/2019	ME 3	MI 7	TR	132685	513125	1387755	521690	40892	154
9/2019	ME 3	MI 7	TR	132685	513125	1387755	521932	138744	248
9/2019	ME 3	MI 7	TR	132685	513125	1387755	505038	153808	4,350
9/2019	ME 3	MI 7	TR	132692	513105	513105	505038	153808	30
9/2019	ME 3	MI 7	TR	132741	513085	742252	505038	153808	2,438
9/2019	ME 3	MI 7	TR	132911	513085	742252	505038	153808	13,500
9/2019	ME 3	MI 7	TR	132911	513085	742252	511136	277072	334
9/2019	ME 3	MI 7	TR	132924	513085	742252	505038	153808	90
9/2019	ME 3	MI 7	TR	132927	513085	742252	505038	153808	332
9/2019	ME 3	MI 7	TR	133006	513085	742252	521116	42078	7
9/2019	ME 3	MI 7	TR	133006	513085	742252	521670	40468	203
9/2019	ME 3	MI 7	TR	133006	513085	742252	521074	40470	22
9/2019	ME 3	MI 7	TR	133007	513085	742252	521116	42078	1
9/2019	ME 3	MI 7	TR	133007	513085	742252	521670	40468	550
9/2019	ME 3	MI 7	TR	133007	513085	742252	521074	40470	72
9/2019	ME 3	MI 7	TR	133009	513085	742252	521098	108641	60
9/2019	ME 3	MI 7	TR	133009	513085	742252	521116	42078	16
9/2019	ME 3	MI 7	TR	133009	513085	742252	521670	40468	64
9/2019	ME 3	MI 7	TR	133009	513085	742252	521962	139401	647
9/2019	ME 3	MI 7	TR	133024	513085	742252	521932	138744	56
9/2019	ME 3	MI 7	TR	133025	513085	742252	505038	153808	26
9/2019	ME 3	MI 7	TR	133029	513085	742252	505038	153808	103
9/2019	ME 3	MI 7	TR	133089	513085	742252	521116	42078	1
9/2019	ME 3	MI 7	TR	133089	513085	742252	521670	40468	109
9/2019	ME 3	MI 7	TR	133089	513105	513105	521116	42078	210



VASCR351

ANR Pipeline Company Transportation Services Fuel By Route Analysis

Reporting Year: *January - December 2019*
Production 09/2019

<u>Production Period</u>	<u>Receipt Segment</u>	<u>Delivery Segment</u>	<u>Service Class</u>	<u>Svc Req Contract</u>	<u>Receipt Location</u>	<u>Receipt Loc Prop</u>	<u>Delivery Location</u>	<u>Delivery Loc Prop</u>	<u>Fuel Quantity</u>
9/2019	ME 3	MI 7	TR	133089	513105	513105	521144	11580	87
9/2019	ME 3	MI 7	TR	133089	513105	513105	521670	40468	227
9/2019	ME 3	MI 7	TR	133089	513125	1387755	505038	153808	4
9/2019	ME 3	MI 7	TR	133089	513125	1387755	521074	40470	1,051
9/2019	ME 3	MI 7	TR	133089	513125	1387755	521116	42078	545
9/2019	ME 3	MI 7	TR	133089	513125	1387755	521118	11578	240
9/2019	ME 3	MI 7	TR	133089	513125	1387755	521122	11751	244
9/2019	ME 3	MI 7	TR	133089	513125	1387755	521124	11562	240
9/2019	ME 3	MI 7	TR	133089	513125	1387755	521138	11680	166
9/2019	ME 3	MI 7	TR	133089	513125	1387755	521142	40477	240
9/2019	ME 3	MI 7	TR	133089	513125	1387755	521144	11580	2,146
9/2019	ME 3	MI 7	TR	133089	513125	1387755	521146	11785	842
9/2019	ME 3	MI 7	TR	133089	513125	1387755	521156	11572	14
9/2019	ME 3	MI 7	TR	133089	513125	1387755	521162	11748	240
9/2019	ME 3	MI 7	TR	133089	513125	1387755	521670	40468	1,349
9/2019	ME 3	MI 7	TR	133089	513125	1387755	521932	138744	6
9/2019	ME 3	MI 7	TR	133089	513125	1387755	521962	139401	136
9/2019	ME 3	MI 7	TR	133109	513085	742252	505038	153808	4,556
9/2019	ME 3	MI 7	TR	133110	513085	742252	505038	153808	7,118
9/2019	ME 3	MI 7	TR	133110	513085	742252	511136	277072	23
9/2019	ME 3	MI 7	TR	133110	513085	742252	521116	42078	3,041
9/2019	ME 3	MI 7	TR	133110	513085	742252	505038	153808	71
9/2019	ME 3	MI 7	TR	133123	513085	742252	505038	153808	1,075
9/2019	ME 3	MI 7	TR	133123	513105	513105	505038	153808	5,006
9/2019	ME 3	MI 7	TR	133123	513125	1387755	505038	153808	206
9/2019	ME 3	MI 7	TR	133127	513085	742252	511136	277072	26
9/2019	ME 3	MI 7	TR	133127	513085	742252	521116	42078	6,110
9/2019	ME 3	MI 7	TR	133127	513085	742252	521690	40892	335
9/2019	ME 3	MI 7	TR	133127	513105	513105	511136	277072	42
9/2019	ME 3	MI 7	TR	133127	513105	513105	521116	42078	8,970
9/2019	ME 3	MI 7	TR	133127	513105	513105	521690	40892	847
9/2019	ME 3	MI 7	TR	133137	513085	742252	505017	139249	4,835
9/2019	ME 3	MI 7	TR	133160	513085	742252	505038	153808	657



VASCR351

ANR Pipeline Company Transportation Services Fuel By Route Analysis

Reporting Year: *January - December 2019*
Production *09/2019*

<u>Production Period</u>	<u>Receipt Segment</u>	<u>Delivery Segment</u>	<u>Service Class</u>	<u>Svc Req Contract</u>	<u>Receipt Location</u>	<u>Receipt Loc Prop</u>	<u>Delivery Location</u>	<u>Delivery Loc Prop</u>	<u>Fuel Quantity</u>
9/2019	ME 3	MI 7	TR	133160	513105	513105	505038	153808	6,774
9/2019	ME 3	MI 7	TR	133160	513105	513105	511136	277072	44
9/2019	ME 3	MI 7	TR	133160	513105	513105	521014	153852	78
9/2019	ME 3	MI 7	TR	133160	513105	513105	521058	282435	33
9/2019	ME 3	MI 7	TR	133160	513105	513105	521634	11566	570
9/2019	ME 3	MI 7	TR	133160	513105	513105	521690	40892	391
9/2019	ME 3	MI 7	TR	133239	513085	742252	521116	42078	1,914
									425,117
Segment Subtotal									
9/2019	ME 3	ML 3	TR	131644	513085	742252	521622	110850	314
9/2019	ME 3	ML 3	TR	131644	513105	513105	521622	110850	278
9/2019	ME 3	ML 3	TR	131644	513126	1389630	521622	110850	3,859
9/2019	ME 3	ML 3	TR	132082	513085	742252	521622	110850	181
9/2019	ME 3	ML 3	TR	132083	513085	742252	521622	110850	21
9/2019	ME 3	ML 3	TR	132590	513105	513105	521622	110850	130
9/2019	ME 3	ML 3	TR	132673	513105	513105	521622	110850	1
9/2019	ME 3	ML 3	TR	132682	513085	742252	521622	110850	630
9/2019	ME 3	ML 3	TR	132682	513105	513105	521622	110850	203
									5,617
Segment Subtotal									
9/2019	ME 3	WI 7	TR	113884	513085	742252	521246	28844	22
9/2019	ME 3	WI 7	TR	123966	513105	513105	505602	505602	15
9/2019	ME 3	WI 7	TR	123966	513105	513105	521172	28846	315
9/2019	ME 3	WI 7	TR	123966	513105	513105	521178	28883	2,821
9/2019	ME 3	WI 7	TR	123966	513105	513105	521246	28844	540
9/2019	ME 3	WI 7	TR	123966	513105	513105	521266	28702	1,534
9/2019	ME 3	WI 7	TR	123966	513105	513105	521310	28743	2,670
9/2019	ME 3	WI 7	TR	123966	513105	513105	521314	28661	1,923
9/2019	ME 3	WI 7	TR	123966	513105	513105	521316	28831	1,260
9/2019	ME 3	WI 7	TR	123966	513105	513105	521324	28794	2,957
9/2019	ME 3	WI 7	TR	123966	513105	513105	521330	28761	870
9/2019	ME 3	WI 7	TR	123966	513105	513105	521356	28774	870
9/2019	ME 3	WI 7	TR	123966	513105	513105	521394	36936	504
9/2019	ME 3	WI 7	TR	123966	513105	513105	521654	284917	2,465



VASCR351

ANR Pipeline Company Transportation Services Fuel By Route Analysis

Reporting Year: *January - December 2019*
Production 09/2019

<u>Production Period</u>	<u>Receipt Segment</u>	<u>Delivery Segment</u>	<u>Service Class</u>	<u>Svc Req Contract</u>	<u>Receipt Location</u>	<u>Receipt Loc Prop</u>	<u>Delivery Location</u>	<u>Delivery Loc Prop</u>	<u>Fuel Quantity</u>
9/2019	ME 3	WI 7	TR	123966	513105	513105	521810	36869	249
9/2019	ME 3	WI 7	TR	123966	513105	513105	521812	40304	68
9/2019	ME 3	WI 7	TR	123966	513105	513105	523032	384134	145
9/2019	ME 3	WI 7	TR	123966	513105	513105	523034	384136	1,433
9/2019	ME 3	WI 7	TR	123966	513105	513105	523042	439345	435
9/2019	ME 3	WI 7	TR	123966	513105	513105	523047	444972	480
9/2019	ME 3	WI 7	TR	131177	513085	742252	523034	384136	24
9/2019	ME 3	WI 7	TR	132544	513105	513105	523034	384136	42
9/2019	ME 3	WI 7	TR	132557	513105	513105	521314	28661	330
9/2019	ME 3	WI 7	TR	132590	513105	513105	521164	28842	73
9/2019	ME 3	WI 7	TR	132590	513105	513105	521178	28883	145
9/2019	ME 3	WI 7	TR	132625	513125	1387755	521172	28846	1,095
9/2019	ME 3	WI 7	TR	132626	513125	1387755	521172	28846	1,095
9/2019	ME 3	WI 7	TR	132627	513125	1387755	521266	28702	435
9/2019	ME 3	WI 7	TR	132627	513125	1387755	523032	384134	1,095
9/2019	ME 3	WI 7	TR	132628	513125	1387755	523032	384134	1,095
9/2019	ME 3	WI 7	TR	132629	513125	1387755	521266	28702	1,740
9/2019	ME 3	WI 7	TR	132633	513105	513105	523042	439345	7
9/2019	ME 3	WI 7	TR	132634	513125	1387755	523042	439345	7
9/2019	ME 3	WI 7	TR	132669	513085	742252	521164	28842	10
9/2019	ME 3	WI 7	TR	132669	513105	513105	505597	505597	7
9/2019	ME 3	WI 7	TR	132669	513105	513105	521256	174788	16
9/2019	ME 3	WI 7	TR	132670	513085	742252	505597	505597	60
9/2019	ME 3	WI 7	TR	132670	513085	742252	521164	28842	28
9/2019	ME 3	WI 7	TR	132670	513085	742252	521256	174788	151
9/2019	ME 3	WI 7	TR	132670	513105	513105	523034	384136	138
9/2019	ME 3	WI 7	TR	132675	513085	742252	521256	174788	33
9/2019	ME 3	WI 7	TR	132675	513085	742252	523034	384136	33
9/2019	ME 3	WI 7	TR	132675	513085	742252	523035	387791	33
9/2019	ME 3	WI 7	TR	132682	513085	742252	521164	28842	70
9/2019	ME 3	WI 7	TR	132682	513085	742252	521654	284917	13
9/2019	ME 3	WI 7	TR	132682	513105	513105	505597	505597	74
9/2019	ME 3	WI 7	TR	132682	513105	513105	521164	28842	36

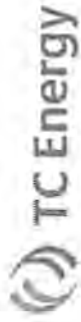


VASCR351

ANR Pipeline Company Transportation Services Fuel By Route Analysis

Reporting Year: *January - December 2019*
Production 09/2019

<u>Production Period</u>	<u>Receipt Segment</u>	<u>Delivery Segment</u>	<u>Service Class</u>	<u>Svc Req Contract</u>	<u>Receipt Location</u>	<u>Receipt Loc Prop</u>	<u>Delivery Location</u>	<u>Delivery Loc Prop</u>	<u>Fuel Quantity</u>
9/2019	ME 3	WI 7	TR	132682	513105	513105	521654	284917	22
9/2019	ME 3	WI 7	TR	132682	513105	513105	523032	384134	145
9/2019	ME 3	WI 7	TR	132911	513085	742252	523034	384136	470
	Segment Subtotal								30,098
9/2019	MI 7	ME 3	TR	125047	505038	153808	505007	139235	53
9/2019	MI 7	ME 3	TR	128296	511136	277072	523006	314730	29
9/2019	MI 7	ME 3	TR	128296	511162	153853	523006	314730	69
9/2019	MI 7	ME 3	TR	132561	505038	153808	505012	139240	111
9/2019	MI 7	ME 3	TR	132590	505038	153808	523006	314730	146
9/2019	MI 7	ME 3	TS	109138	505038	153808	505011	139239	3
9/2019	MI 7	ME 3	TS	109190	505038	153808	505009	139237	8
9/2019	MI 7	ME 3	TS	123081	505038	153808	505010	139238	3
	Segment Subtotal								422
9/2019	MI 7	MI 7	TR	107879	511136	277072	505038	153808	86
9/2019	MI 7	MI 7	TR	107895	511136	277072	505038	153808	218
9/2019	MI 7	MI 7	TR	107895	511136	277072	521008	11616	119
9/2019	MI 7	MI 7	TR	109024	510005	246067	505038	153808	3,055
9/2019	MI 7	MI 7	TR	109212	511136	277072	505038	153808	1,204
9/2019	MI 7	MI 7	TR	109223	511136	277072	505038	153808	1,254
9/2019	MI 7	MI 7	TR	109422	521122	11751	505038	153808	28
9/2019	MI 7	MI 7	TR	109595	505038	153808	505019	139251	19
9/2019	MI 7	MI 7	TR	110019	505038	153808	505018	139250	38
9/2019	MI 7	MI 7	TR	112110	511144	48642	505474	542526	11,901
9/2019	MI 7	MI 7	TR	113186	505108	243097	505038	153808	34
9/2019	MI 7	MI 7	TR	113186	511136	277072	505038	153808	34
9/2019	MI 7	MI 7	TR	113239	511136	277072	505038	153808	270
9/2019	MI 7	MI 7	TR	113498	511158	48644	505038	153808	90
9/2019	MI 7	MI 7	TR	113709	510005	246067	505038	153808	2,850
9/2019	MI 7	MI 7	TR	114824	505230	153728	521606	216654	20
9/2019	MI 7	MI 7	TR	117338	505108	243097	505038	153808	777
9/2019	MI 7	MI 7	TR	117338	511136	277072	505038	153808	1,276
9/2019	MI 7	MI 7	TR	118861	511136	277072	505038	153808	20



VASCR351

ANR Pipeline Company Transportation Services Fuel By Route Analysis

Reporting Year: *January - December 2019*
Production *09/2019*

<u>Production Period</u>	<u>Receipt Segment</u>	<u>Delivery Segment</u>	<u>Service Class</u>	<u>Svc Req Contract</u>	<u>Receipt Location</u>	<u>Receipt Loc Prop</u>	<u>Delivery Location</u>	<u>Delivery Loc Prop</u>	<u>Fuel Quantity</u>
9/2019	MI 7	MI 7	TR	118861	511158	48644	505038	153808	5,298
9/2019	MI 7	MI 7	TR	119958	505038	153808	523014	318733	316
9/2019	MI 7	MI 7	TR	119958	505230	153728	523014	318733	133
9/2019	MI 7	MI 7	TR	119963	505038	153808	521058	282435	200
9/2019	MI 7	MI 7	TR	119963	505230	153728	521058	282435	129
9/2019	MI 7	MI 7	TR	119970	505108	243097	520021	40785	105
9/2019	MI 7	MI 7	TR	119973	505230	153728	523074	1292925	35
9/2019	MI 7	MI 7	TR	119973	510036	142164	523074	1292925	105
9/2019	MI 7	MI 7	TR	122065	511136	277072	521104	40849	7,235
9/2019	MI 7	MI 7	TR	122065	511136	277072	521690	40892	2,990
9/2019	MI 7	MI 7	TR	122700	511136	277072	505038	153808	2,036
9/2019	MI 7	MI 7	TR	122837	505038	153808	523029	360888	10
9/2019	MI 7	MI 7	TR	124085	511136	277072	505038	153808	2,884
9/2019	MI 7	MI 7	TR	124087	511136	277072	505038	153808	2,863
9/2019	MI 7	MI 7	TR	124625	511136	277072	505038	153808	534
9/2019	MI 7	MI 7	TR	125045	505038	153808	505028	139366	503
9/2019	MI 7	MI 7	TR	125056	505038	153808	505131	295958	822
9/2019	MI 7	MI 7	TR	125056	505131	295958	505038	153808	1,470
9/2019	MI 7	MI 7	TR	125465	505038	153808	505017	139249	14
9/2019	MI 7	MI 7	TR	125573	511158	48644	505038	153808	1,589
9/2019	MI 7	MI 7	TR	126190	505038	153808	521058	282435	21
9/2019	MI 7	MI 7	TR	126190	505230	153728	523014	318733	7
9/2019	MI 7	MI 7	TR	126196	505038	153808	521058	282435	7
9/2019	MI 7	MI 7	TR	126197	505038	153808	521058	282435	14
9/2019	MI 7	MI 7	TR	126338	511136	277072	505038	153808	205
9/2019	MI 7	MI 7	TR	126356	511136	277072	505038	153808	866
9/2019	MI 7	MI 7	TR	126356	511136	277072	521118	11578	179
9/2019	MI 7	MI 7	TR	127693	511136	277072	505038	153808	1,540
9/2019	MI 7	MI 7	TR	127693	511136	277072	521116	42078	3
9/2019	MI 7	MI 7	TR	127699	505038	153808	523084	1402545	862
9/2019	MI 7	MI 7	TR	128295	505038	153808	521690	40892	157
9/2019	MI 7	MI 7	TR	128295	511136	277072	521014	153852	17
9/2019	MI 7	MI 7	TR	128295	511136	277072	521624	4375	1



VASCR351

ANR Pipeline Company Transportation Services Fuel By Route Analysis

Reporting Year: *January - December 2019*
Production *09/2019*

<u>Production Period</u>	<u>Receipt Segment</u>	<u>Delivery Segment</u>	<u>Service Class</u>	<u>Svc Req Contract</u>	<u>Receipt Location</u>	<u>Receipt Loc Prop</u>	<u>Delivery Location</u>	<u>Delivery Loc Prop</u>	<u>Fuel Quantity</u>
9/2019	MI 7	MI 7	TR	128295	511162	133853	505038	153808	138
9/2019	MI 7	MI 7	TR	128296	505038	153808	521690	40892	26
9/2019	MI 7	MI 7	TR	128296	511158	48644	505038	153808	99
9/2019	MI 7	MI 7	TR	128296	511158	48644	521124	11562	240
9/2019	MI 7	MI 7	TR	128296	511158	48644	521624	4375	9
9/2019	MI 7	MI 7	TR	128296	511158	48644	521690	40892	46
9/2019	MI 7	MI 7	TR	128296	511136	277072	505038	153808	441
9/2019	MI 7	MI 7	TR	128709	511158	48644	523008	312117	63
9/2019	MI 7	MI 7	TR	128709	505038	153808	523008	312117	17
9/2019	MI 7	MI 7	TR	128710	505038	153808	523029	360888	51
9/2019	MI 7	MI 7	TR	128710	511136	277072	505038	153808	645
9/2019	MI 7	MI 7	TR	128710	511158	48644	523008	312117	95
9/2019	MI 7	MI 7	TR	129337	505038	153808	523084	1402545	351
9/2019	MI 7	MI 7	TR	129337	505598	505598	505137	320550	86
9/2019	MI 7	MI 7	TR	129337	511158	48644	505038	153808	2,441
9/2019	MI 7	MI 7	TR	129337	511158	48644	505108	243097	34
9/2019	MI 7	MI 7	TR	129337	511158	48644	505587	505587	1,560
9/2019	MI 7	MI 7	TR	129337	511158	48644	521030	282436	1,497
9/2019	MI 7	MI 7	TR	129337	511158	48644	505038	153808	953
9/2019	MI 7	MI 7	TR	129886	511136	277072	505038	153808	1,739
9/2019	MI 7	MI 7	TR	129887	511136	277072	505541	1181282	168
9/2019	MI 7	MI 7	TR	129978	505038	153808	505541	1181282	141
9/2019	MI 7	MI 7	TR	129978	505108	243097	505541	1181282	81
9/2019	MI 7	MI 7	TR	129978	510005	246067	505541	1181282	347
9/2019	MI 7	MI 7	TR	129978	511136	277072	505541	1181282	1,102
9/2019	MI 7	MI 7	TR	131162	505038	153808	523084	1402545	93
9/2019	MI 7	MI 7	TR	131162	511158	48644	505038	153808	59
9/2019	MI 7	MI 7	TR	131162	511158	48644	505137	320550	651
9/2019	MI 7	MI 7	TR	131162	511158	48644	523090	523090	276
9/2019	MI 7	MI 7	TR	131177	505038	153808	505038	153808	18
9/2019	MI 7	MI 7	TR	131177	505038	153808	505108	243097	30
9/2019	MI 7	MI 7	TR	131177	505038	153808	521932	138744	561
9/2019	MI 7	MI 7	TR	131177	510005	246067	505038	153808	35
9/2019	MI 7	MI 7	TR	131177	510005	246067	521116	42078	



VASCR351

**ANR Pipeline Company
Transportation Services
Fuel By Route Analysis**

Reporting Year: January - December 2019
Production 09/2019

<u>Production Period</u>	<u>Receipt Segment</u>	<u>Delivery Segment</u>	<u>Service Class</u>	<u>Svc Req Contract</u>	<u>Receipt Location</u>	<u>Receipt Loc Prop</u>	<u>Delivery Location</u>	<u>Delivery Loc Prop</u>	<u>Fuel Quantity</u>
9/2019	MI 7	MI 7	TR	131177	510005	246067	521634	11566	57
9/2019	MI 7	MI 7	TR	131177	511136	277072	505038	153808	340
9/2019	MI 7	MI 7	TR	131177	511136	277072	521116	42078	66
9/2019	MI 7	MI 7	TR	131177	511136	277072	521634	11566	515
9/2019	MI 7	MI 7	TR	131221	510005	246067	505038	153808	54
9/2019	MI 7	MI 7	TR	131221	510005	246067	521118	11578	324
9/2019	MI 7	MI 7	TR	131221	510005	246067	521124	11562	36
9/2019	MI 7	MI 7	TR	131221	510005	246067	521606	216654	388
9/2019	MI 7	MI 7	TR	131221	510005	246067	521690	40892	939
9/2019	MI 7	MI 7	TR	131221	511136	277072	505038	153808	1,356
9/2019	MI 7	MI 7	TR	131221	511136	277072	521008	11616	2
9/2019	MI 7	MI 7	TR	131221	511136	277072	521074	40470	695
9/2019	MI 7	MI 7	TR	131221	511136	277072	521098	108641	9
9/2019	MI 7	MI 7	TR	131221	511136	277072	521118	11578	1,886
9/2019	MI 7	MI 7	TR	131221	511136	277072	521122	11751	129
9/2019	MI 7	MI 7	TR	131221	511136	277072	521124	11562	4
9/2019	MI 7	MI 7	TR	131221	511136	277072	521138	11680	60
9/2019	MI 7	MI 7	TR	131221	511136	277072	521142	40477	136
9/2019	MI 7	MI 7	TR	131221	511136	277072	521606	216654	636
9/2019	MI 7	MI 7	TR	131221	511136	277072	521634	11566	43
9/2019	MI 7	MI 7	TR	131221	511136	277072	521670	40468	44
9/2019	MI 7	MI 7	TR	131221	511136	277072	521690	40892	843
9/2019	MI 7	MI 7	TR	131221	511136	277072	523052	467243	206
9/2019	MI 7	MI 7	TR	131221	523086	523086	521074	40470	82
9/2019	MI 7	MI 7	TR	131221	523086	523086	521116	42078	98
9/2019	MI 7	MI 7	TR	131221	523086	523086	521142	40477	18
9/2019	MI 7	MI 7	TR	131221	523086	523086	523052	467243	48
9/2019	MI 7	MI 7	TR	131605	505038	153808	505108	243097	522
9/2019	MI 7	MI 7	TR	131605	505038	153808	511136	277072	4,734
9/2019	MI 7	MI 7	TR	131605	505038	153808	521634	11566	1,127
9/2019	MI 7	MI 7	TR	131605	505108	243097	505038	153808	93
9/2019	MI 7	MI 7	TR	131605	505108	243097	521634	11566	80
9/2019	MI 7	MI 7	TR	131605	511136	277072	505038	153808	8,850



VASCR351

**ANR Pipeline Company
Transportation Services
Fuel By Route Analysis**

Reporting Year: January - December 2019
Production 09/2019

<u>Production Period</u>	<u>Receipt Segment</u>	<u>Delivery Segment</u>	<u>Service Class</u>	<u>Svc Req Contract</u>	<u>Receipt Location</u>	<u>Receipt Loc Prop</u>	<u>Delivery Location</u>	<u>Delivery Loc Prop</u>	<u>Fuel Quantity</u>
9/2019	MI 7	MI 7	TR	131605	511136	277072	521634	11566	72
9/2019	MI 7	MI 7	TR	131605	511158	48644	505038	153808	2,834
9/2019	MI 7	MI 7	TR	131642	510005	246067	505038	153808	255
9/2019	MI 7	MI 7	TR	131642	510005	246067	521138	11680	1
9/2019	MI 7	MI 7	TR	131642	510005	246067	521606	216654	741
9/2019	MI 7	MI 7	TR	131642	510005	246067	521634	11566	16
9/2019	MI 7	MI 7	TR	131642	510005	246067	521690	40892	16
9/2019	MI 7	MI 7	TR	131642	510005	246067	523052	467243	2
9/2019	MI 7	MI 7	TR	131642	511136	277072	505038	153808	93
9/2019	MI 7	MI 7	TR	131642	511136	277072	521606	216654	58
9/2019	MI 7	MI 7	TR	131644	505038	153808	505038	153808	27
9/2019	MI 7	MI 7	TR	131644	505038	153808	521634	11566	9
9/2019	MI 7	MI 7	TR	131644	510005	246067	505038	153808	10
9/2019	MI 7	MI 7	TR	131644	510005	246067	521138	11680	1
9/2019	MI 7	MI 7	TR	131644	510005	246067	521604	150409	5
9/2019	MI 7	MI 7	TR	131644	511136	277072	505038	153808	1,068
9/2019	MI 7	MI 7	TR	131644	511136	277072	521116	42078	29
9/2019	MI 7	MI 7	TR	131644	511136	277072	521138	11680	32
9/2019	MI 7	MI 7	TR	131644	511136	277072	521604	150409	2
9/2019	MI 7	MI 7	TR	131644	511136	277072	521634	11566	3
9/2019	MI 7	MI 7	TR	131644	511136	277072	521670	40468	5
9/2019	MI 7	MI 7	TR	131644	511136	277072	521690	40892	20
9/2019	MI 7	MI 7	TR	131644	511136	277072	523052	467243	1
9/2019	MI 7	MI 7	TR	131644	511158	48644	505038	153808	62
9/2019	MI 7	MI 7	TR	131853	505038	153808	523014	318733	35
9/2019	MI 7	MI 7	TR	131854	505038	153808	523014	318733	11
9/2019	MI 7	MI 7	TR	131923	505108	243097	505038	153808	701
9/2019	MI 7	MI 7	TR	131923	505230	153728	523085	1402711	1
9/2019	MI 7	MI 7	TR	131988	505108	243097	505038	153808	63
9/2019	MI 7	MI 7	TR	131988	510005	246067	521030	282436	333
9/2019	MI 7	MI 7	TR	131988	510029	2610	521030	282436	44
9/2019	MI 7	MI 7	TR	131988	511136	277072	521030	282436	52
9/2019	MI 7	MI 7	TR	131992	511136	277072	521588	40481	700



VASCR351

**ANR Pipeline Company
Transportation Services
Fuel By Route Analysis**

Reporting Year: *January - December 2019*
Production 09/2019

<u>Production Period</u>	<u>Receipt Segment</u>	<u>Delivery Segment</u>	<u>Service Class</u>	<u>Svc Req Contract</u>	<u>Receipt Location</u>	<u>Receipt Loc Prop</u>	<u>Delivery Location</u>	<u>Delivery Loc Prop</u>	<u>Fuel Quantity</u>
9/2019	MI 7	MI 7	TR	132082	510005	246067	505038	153808	64
9/2019	MI 7	MI 7	TR	132082	510005	246067	521634	11566	10
9/2019	MI 7	MI 7	TR	132082	510005	246067	521690	40892	17
9/2019	MI 7	MI 7	TR	132082	511136	277072	505038	153808	118
9/2019	MI 7	MI 7	TR	132083	505038	153808	521008	11616	12
9/2019	MI 7	MI 7	TR	132083	505038	153808	521690	40892	4
9/2019	MI 7	MI 7	TR	132083	510005	246067	505038	153808	59
9/2019	MI 7	MI 7	TR	132083	510005	246067	521118	11578	5
9/2019	MI 7	MI 7	TR	132083	510005	246067	521122	11751	5
9/2019	MI 7	MI 7	TR	132083	510005	246067	521124	11562	3
9/2019	MI 7	MI 7	TR	132083	510005	246067	521142	40477	1
9/2019	MI 7	MI 7	TR	132083	510005	246067	521162	11748	7
9/2019	MI 7	MI 7	TR	132083	510005	246067	521670	40468	1
9/2019	MI 7	MI 7	TR	132083	510005	246067	521966	216338	1
9/2019	MI 7	MI 7	TR	132083	510005	246067	523052	467243	7
9/2019	MI 7	MI 7	TR	132083	511136	277072	505038	153808	42
9/2019	MI 7	MI 7	TR	132083	511136	277072	521118	11578	2
9/2019	MI 7	MI 7	TR	132083	511136	277072	521162	11748	6
9/2019	MI 7	MI 7	TR	132095	510005	246067	523008	312117	4,475
9/2019	MI 7	MI 7	TR	132095	511136	277072	523008	312117	672
9/2019	MI 7	MI 7	TR	132243	511158	48644	521124	11562	420
9/2019	MI 7	MI 7	TR	132244	511158	48644	521124	11562	450
9/2019	MI 7	MI 7	TR	132401	505038	153808	521008	11616	4
9/2019	MI 7	MI 7	TR	132433	511158	48644	505038	153808	50
9/2019	MI 7	MI 7	TR	132462	511136	277072	505038	153808	8
9/2019	MI 7	MI 7	TR	132517	505230	153728	523029	360888	15
9/2019	MI 7	MI 7	TR	132517	510005	246067	523008	312117	446
9/2019	MI 7	MI 7	TR	132517	511136	277072	523008	312117	444
9/2019	MI 7	MI 7	TR	132517	511158	48644	505038	153808	138
9/2019	MI 7	MI 7	TR	132517	511158	48644	523008	312117	2,105
9/2019	MI 7	MI 7	TR	132521	510005	246067	523008	312117	254
9/2019	MI 7	MI 7	TR	132521	511136	277072	505038	153808	51
9/2019	MI 7	MI 7	TR	132521	511136	277072	521116	42078	28



VASCR351

ANR Pipeline Company Transportation Services Fuel By Route Analysis

Reporting Year: January - December 2019
Production 09/2019

<u>Production Period</u>	<u>Receipt Segment</u>	<u>Delivery Segment</u>	<u>Service Class</u>	<u>Svc Req Contract</u>	<u>Receipt Location</u>	<u>Receipt Loc Prop</u>	<u>Delivery Location</u>	<u>Delivery Loc Prop</u>	<u>Fuel Quantity</u>
9/2019	MI 7	MI 7	TR	132521	511136	277072	523008	312117	562
9/2019	MI 7	MI 7	TR	132521	511158	48644	505038	153808	84
9/2019	MI 7	MI 7	TR	132521	511158	48644	523008	312117	1,050
9/2019	MI 7	MI 7	TR	132543	505038	153808	505137	320550	202
9/2019	MI 7	MI 7	TR	132543	505038	153808	521030	282436	8
9/2019	MI 7	MI 7	TR	132543	511136	277072	521030	282436	414
9/2019	MI 7	MI 7	TR	132543	511158	48644	505038	153808	376
9/2019	MI 7	MI 7	TR	132544	505038	153808	523008	312117	1,903
9/2019	MI 7	MI 7	TR	132544	510005	246067	505038	153808	541
9/2019	MI 7	MI 7	TR	132544	510005	246067	521116	42078	17
9/2019	MI 7	MI 7	TR	132544	510005	246067	523008	312117	458
9/2019	MI 7	MI 7	TR	132544	511136	277072	505038	153808	2,921
9/2019	MI 7	MI 7	TR	132544	511136	277072	521116	42078	9
9/2019	MI 7	MI 7	TR	132544	511136	277072	523008	312117	4,262
9/2019	MI 7	MI 7	TR	132544	511158	48644	505038	153808	817
9/2019	MI 7	MI 7	TR	132544	511158	48644	523008	312117	3,194
9/2019	MI 7	MI 7	TR	132581	511158	48644	505038	153808	1,589
9/2019	MI 7	MI 7	TR	132582	505038	153808	505541	1181282	18
9/2019	MI 7	MI 7	TR	132582	510005	246067	505541	1181282	100
9/2019	MI 7	MI 7	TR	132582	511136	277072	505038	153808	16
9/2019	MI 7	MI 7	TR	132582	511136	277072	505541	1181282	273
9/2019	MI 7	MI 7	TR	132582	521985	278172	505541	1181282	13
9/2019	MI 7	MI 7	TR	132590	505038	153808	511136	277072	139
9/2019	MI 7	MI 7	TR	132590	505038	153808	521030	282436	299
9/2019	MI 7	MI 7	TR	132590	505038	153808	521116	42078	370
9/2019	MI 7	MI 7	TR	132590	505038	153808	523084	1402545	228
9/2019	MI 7	MI 7	TR	132590	505108	243097	505038	153808	16
9/2019	MI 7	MI 7	TR	132590	505108	243097	521116	42078	53
9/2019	MI 7	MI 7	TR	132590	505222	140358	505137	320550	15,402
9/2019	MI 7	MI 7	TR	132590	505598	505598	505137	320550	331
9/2019	MI 7	MI 7	TR	132590	505598	505598	521030	282436	221
9/2019	MI 7	MI 7	TR	132590	510005	246067	505038	153808	59
9/2019	MI 7	MI 7	TR	132590	510005	246067	521116	42078	2,011



VASCR351

ANR Pipeline Company Transportation Services Fuel By Route Analysis

Reporting Year: *January - December 2019*
Production 09/2019

<u>Production Period</u>	<u>Receipt Segment</u>	<u>Delivery Segment</u>	<u>Service Class</u>	<u>Svc Req Contract</u>	<u>Receipt Location</u>	<u>Receipt Loc Prop</u>	<u>Delivery Location</u>	<u>Delivery Loc Prop</u>	<u>Fuel Quantity</u>
9/2019	MI 7	MI 7	TR	132590	510005	246067	521942	198847	7
9/2019	MI 7	MI 7	TR	132590	510005	246067	523086	523086	139
9/2019	MI 7	MI 7	TR	132590	510029	2610	521116	42078	393
9/2019	MI 7	MI 7	TR	132590	511136	277072	505038	153808	111
9/2019	MI 7	MI 7	TR	132590	511136	277072	505515	866062	131
9/2019	MI 7	MI 7	TR	132590	511136	277072	521030	282436	4
9/2019	MI 7	MI 7	TR	132590	511136	277072	521116	42078	1,308
9/2019	MI 7	MI 7	TR	132590	511136	277072	521942	198847	39
9/2019	MI 7	MI 7	TR	132590	511158	48644	505038	153808	9,478
9/2019	MI 7	MI 7	TR	132590	511158	48644	505137	320550	749
9/2019	MI 7	MI 7	TR	132590	511158	48644	505515	866062	121
9/2019	MI 7	MI 7	TR	132590	511158	48644	511136	277072	186
9/2019	MI 7	MI 7	TR	132590	511158	48644	521030	282436	2,593
9/2019	MI 7	MI 7	TR	132590	511158	48644	521116	42078	273
9/2019	MI 7	MI 7	TR	132590	511158	48644	521942	198847	23
9/2019	MI 7	MI 7	TR	132590	511158	48644	521985	278172	10
9/2019	MI 7	MI 7	TR	132590	511158	48644	523090	523090	347
9/2019	MI 7	MI 7	TR	132600	511136	277072	505038	153808	2,193
9/2019	MI 7	MI 7	TR	132606	505038	153808	523084	1402545	83
9/2019	MI 7	MI 7	TR	132606	510005	246067	505038	153808	26
9/2019	MI 7	MI 7	TR	132606	510005	246067	521030	282436	747
9/2019	MI 7	MI 7	TR	132606	510029	2610	521030	282436	68
9/2019	MI 7	MI 7	TR	132606	511136	277072	521030	282436	172
9/2019	MI 7	MI 7	TR	132606	511158	48644	505038	153808	1
9/2019	MI 7	MI 7	TR	132615	510005	246067	505038	153808	2,263
9/2019	MI 7	MI 7	TR	132615	510005	246067	521008	11616	1,165
9/2019	MI 7	MI 7	TR	132615	511136	277072	505038	153808	414
9/2019	MI 7	MI 7	TR	132615	511136	277072	521008	11616	648
9/2019	MI 7	MI 7	TR	132630	505038	153808	505137	320550	337
9/2019	MI 7	MI 7	TR	132630	505222	140358	505137	320550	152
9/2019	MI 7	MI 7	TR	132631	511136	277072	505038	153808	87
9/2019	MI 7	MI 7	TR	132631	511158	48644	505038	153808	345
9/2019	MI 7	MI 7	TR	132662	505108	243097	521030	282436	210



VASCR351

ANR Pipeline Company Transportation Services Fuel By Route Analysis

Reporting Year: January - December 2019
Production 09/2019

<u>Production Period</u>	<u>Receipt Segment</u>	<u>Delivery Segment</u>	<u>Service Class</u>	<u>Svc Req Contract</u>	<u>Receipt Location</u>	<u>Receipt Loc Prop</u>	<u>Delivery Location</u>	<u>Delivery Loc Prop</u>	<u>Fuel Quantity</u>
9/2019	MI 7	MI 7	TR	132662	510005	246067	505038	153808	274
9/2019	MI 7	MI 7	TR	132662	510005	246067	521030	282436	1,647
9/2019	MI 7	MI 7	TR	132662	510029	2610	521030	282436	7
9/2019	MI 7	MI 7	TR	132662	511136	277072	505038	153808	136
9/2019	MI 7	MI 7	TR	132662	511136	277072	521030	282436	835
9/2019	MI 7	MI 7	TR	132663	505108	243097	505038	153808	66
9/2019	MI 7	MI 7	TR	132663	505108	243097	505541	1181282	33
9/2019	MI 7	MI 7	TR	132663	510029	2610	505038	153808	52
9/2019	MI 7	MI 7	TR	132663	511136	277072	505038	153808	851
9/2019	MI 7	MI 7	TR	132663	511136	277072	505541	1181282	47
9/2019	MI 7	MI 7	TR	132663	511136	277072	521116	42078	8
9/2019	MI 7	MI 7	TR	132663	521985	278172	505038	153808	31
9/2019	MI 7	MI 7	TR	132669	505038	153808	511136	277072	5
9/2019	MI 7	MI 7	TR	132669	505038	153808	521985	278172	10
9/2019	MI 7	MI 7	TR	132669	511136	277072	505541	1181282	55
9/2019	MI 7	MI 7	TR	132669	511136	277072	521116	42078	36
9/2019	MI 7	MI 7	TR	132670	505038	153808	505541	1181282	5
9/2019	MI 7	MI 7	TR	132670	505038	153808	521058	282435	11
9/2019	MI 7	MI 7	TR	132670	505038	153808	521985	278172	12
9/2019	MI 7	MI 7	TR	132670	511136	277072	505038	153808	7
9/2019	MI 7	MI 7	TR	132670	511136	277072	521116	42078	64
9/2019	MI 7	MI 7	TR	132675	505038	153808	521690	40892	8
9/2019	MI 7	MI 7	TR	132682	505038	153808	505038	153808	71
9/2019	MI 7	MI 7	TR	132682	505038	153808	521690	40892	7
9/2019	MI 7	MI 7	TR	132682	510005	246067	505038	153808	65
9/2019	MI 7	MI 7	TR	132682	510005	246067	521014	153852	21
9/2019	MI 7	MI 7	TR	132682	510005	246067	521670	40468	50
9/2019	MI 7	MI 7	TR	132682	511136	277072	505038	153808	1,183
9/2019	MI 7	MI 7	TR	132682	511136	277072	521014	153852	14
9/2019	MI 7	MI 7	TR	132682	511136	277072	521138	11680	14
9/2019	MI 7	MI 7	TR	132682	511136	277072	521670	40468	53
9/2019	MI 7	MI 7	TR	132682	511158	48644	505038	153808	462
9/2019	MI 7	MI 7	TR	132682	511158	48644	521634	11566	32



VASCR351

ANR Pipeline Company Transportation Services Fuel By Route Analysis

Reporting Year: January - December 2019
Production 09/2019

<u>Production Period</u>	<u>Receipt Segment</u>	<u>Delivery Segment</u>	<u>Service Class</u>	<u>Svc Req Contract</u>	<u>Receipt Location</u>	<u>Receipt Loc Prop</u>	<u>Delivery Location</u>	<u>Delivery Loc Prop</u>	<u>Fuel Quantity</u>
9/2019	MI 7	MI 7	TR	132684	505108	243097	521008	11616	49
9/2019	MI 7	MI 7	TR	132684	510005	246067	505038	153808	13
9/2019	MI 7	MI 7	TR	132684	511158	48644	505038	153808	39
9/2019	MI 7	MI 7	TR	132685	505108	243097	505038	153808	38
9/2019	MI 7	MI 7	TR	132685	510005	246067	505038	153808	30
9/2019	MI 7	MI 7	TR	132685	511136	277072	505038	153808	71
9/2019	MI 7	MI 7	TR	132685	511158	48644	505038	153808	60
9/2019	MI 7	MI 7	TR	132698	511136	277072	505038	153808	1,024
9/2019	MI 7	MI 7	TR	132744	505038	153808	521690	40892	53
9/2019	MI 7	MI 7	TR	132744	510005	246067	505038	153808	271
9/2019	MI 7	MI 7	TR	132744	511136	277072	505038	153808	1,873
9/2019	MI 7	MI 7	TR	132744	511136	277072	521634	11566	49
9/2019	MI 7	MI 7	TR	132744	511136	277072	521690	40892	5
9/2019	MI 7	MI 7	TR	132806	510005	246067	505038	153808	215
9/2019	MI 7	MI 7	TR	132806	510005	246067	521118	11578	7
9/2019	MI 7	MI 7	TR	132806	510005	246067	521124	11562	7
9/2019	MI 7	MI 7	TR	132806	510005	246067	521142	40477	7
9/2019	MI 7	MI 7	TR	132806	510005	246067	521144	11580	17
9/2019	MI 7	MI 7	TR	132806	510005	246067	521162	11748	7
9/2019	MI 7	MI 7	TR	132806	510005	246067	521634	11566	55
9/2019	MI 7	MI 7	TR	132806	510005	246067	521690	40892	55
9/2019	MI 7	MI 7	TR	132806	511136	277072	505038	153808	125
9/2019	MI 7	MI 7	TR	132806	511136	277072	521144	11580	9
9/2019	MI 7	MI 7	TR	132806	511136	277072	521634	11566	61
9/2019	MI 7	MI 7	TR	132806	511136	277072	521690	40892	129
9/2019	MI 7	MI 7	TR	132806	511158	48644	505038	153808	150
9/2019	MI 7	MI 7	TR	132810	511136	277072	505038	153808	1,169
9/2019	MI 7	MI 7	TR	132911	511136	277072	505038	153808	4
9/2019	MI 7	MI 7	TR	133009	511136	277072	521144	11580	266
9/2019	MI 7	MI 7	TR	133009	511136	277072	521146	11785	34
9/2019	MI 7	MI 7	TR	133009	511136	277072	521156	11572	43
9/2019	MI 7	MI 7	TR	133020	511136	277072	505038	153808	1,822
9/2019	MI 7	MI 7	TR	133061	505108	243097	505038	153808	158



VASCR351

ANR Pipeline Company Transportation Services Fuel By Route Analysis

Reporting Year: *January - December 2019*
Production 09/2019

<u>Production Period</u>	<u>Receipt Segment</u>	<u>Delivery Segment</u>	<u>Service Class</u>	<u>Svc Req Contract</u>	<u>Receipt Location</u>	<u>Receipt Loc Prop</u>	<u>Delivery Location</u>	<u>Delivery Loc Prop</u>	<u>Fuel Quantity</u>
9/2019	MI 7	MI 7	TR	133110	510005	246067	505038	153808	405
9/2019	MI 7	MI 7	TR	133110	511136	277072	505038	153808	2,663
9/2019	MI 7	MI 7	TR	133110	511158	48644	505038	153808	147
9/2019	MI 7	MI 7	TR	133123	511136	277072	505038	153808	34
9/2019	MI 7	MI 7	TR	133156	505108	243097	505038	153808	62
9/2019	MI 7	MI 7	TR	133156	505587	505587	505038	153808	54
9/2019	MI 7	MI 7	TR	133156	510005	246067	505038	153808	2,346
9/2019	MI 7	MI 7	TR	133156	510005	246067	521690	40892	121
9/2019	MI 7	MI 7	TR	133156	511136	277072	505038	153808	336
9/2019	MI 7	MI 7	TR	133156	511158	48644	505038	153808	21
9/2019	MI 7	MI 7	TR	133159	511136	277072	505038	153808	5,138
9/2019	MI 7	MI 7	TR	133160	511144	48642	505038	153808	3
9/2019	MI 7	MI 7	TR	133166	511136	277072	521116	42078	3
9/2019	MI 7	MI 7	TR	133167	511136	277072	521116	42078	2
9/2019	MI 7	MI 7	TR	133246	511136	277072	505038	153808	1,946
9/2019	MI 7	MI 7	TS	109138	505038	153808	505038	153808	12
9/2019	MI 7	MI 7	TS	109171	505038	153808	505038	153808	29
9/2019	MI 7	MI 7	TS	123102	505038	153808	505038	153808	32
9/2019	MI 7	MI 7	TS	123151	505038	153808	505038	153808	10
9/2019	MI 7	MI 7	TS	128294	505038	153808	505038	153808	183
	Segment Subtotal								202,595
9/2019	MI 7	ML 3	TR	131644	511136	277072	521622	110850	24
9/2019	MI 7	ML 3	TR	132590	505038	153808	521622	110850	20
9/2019	MI 7	ML 3	TR	132590	510005	246067	521622	110850	3
9/2019	MI 7	ML 3	TR	132590	511136	277072	521622	110850	2
9/2019	MI 7	ML 3	TR	132682	510005	246067	521622	110850	37
9/2019	MI 7	ML 3	TR	132682	511136	277072	521622	110850	20
	Segment Subtotal								106
9/2019	MI 7	MW 6	TR	108985	505038	153808	505005	139233	7
9/2019	MI 7	MW 6	TR	111803	511136	277072	521646	261475	58
9/2019	MI 7	MW 6	TR	123405	505038	153808	505013	139241	104
9/2019	MI 7	MW 6	TR	132612	505038	153808	521482	4741	2



VASCR351

ANR Pipeline Company Transportation Services Fuel By Route Analysis

Reporting Year: *January - December 2019*
Production 09/2019

<u>Production Period</u>	<u>Receipt Segment</u>	<u>Delivery Segment</u>	<u>Service Class</u>	<u>Svc Req Contract</u>	<u>Receipt Location</u>	<u>Receipt Loc Prop</u>	<u>Delivery Location</u>	<u>Delivery Loc Prop</u>	<u>Fuel Quantity</u>
9/2019	MI 7	MW 6	TS	109148	505038	153808	521566	12977	9
9/2019	MI 7	MW 6	TS	109171	505038	153808	521428	40193	39
9/2019	MI 7	MW 6	TS	123151	505038	153808	521498	4857	26
9/2019	MI 7	MW 6	TS	123242	505038	153808	521426	40183	1
	Segment Subtotal								
9/2019	MI 7	WI 7	TR	850	505038	153808	505025	139257	208
9/2019	MI 7	WI 7	TR	1600	505038	153808	505026	139258	373
9/2019	MI 7	WI 7	TR	105428	511136	277072	521262	36868	378
9/2019	MI 7	WI 7	TR	106955	511136	277072	521172	28846	54
9/2019	MI 7	WI 7	TR	107306	511136	277072	521298	28736	50
9/2019	MI 7	WI 7	TR	107879	505038	153808	505023	139255	137
9/2019	MI 7	WI 7	TR	107879	511136	277072	505023	139255	3
9/2019	MI 7	WI 7	TR	107897	505038	153808	505024	139256	121
9/2019	MI 7	WI 7	TR	109022	505038	153808	521610	261574	7
9/2019	MI 7	WI 7	TR	109212	511136	277072	521172	28846	28
9/2019	MI 7	WI 7	TR	109218	505038	153808	505023	139255	389
9/2019	MI 7	WI 7	TR	109223	511136	277072	521250	28841	99
9/2019	MI 7	WI 7	TR	110016	511136	277072	523035	387791	2,537
9/2019	MI 7	WI 7	TR	111316	511136	277072	521370	28788	120
9/2019	MI 7	WI 7	TR	111730	505038	153808	521256	174788	38
9/2019	MI 7	WI 7	TR	111730	505038	153808	521786	28798	36
9/2019	MI 7	WI 7	TR	111730	505108	243097	523034	384136	138
9/2019	MI 7	WI 7	TR	111730	510005	246067	523034	384136	20
9/2019	MI 7	WI 7	TR	111730	511136	277072	521164	28842	368
9/2019	MI 7	WI 7	TR	111730	511136	277072	521256	174788	206
9/2019	MI 7	WI 7	TR	111730	511136	277072	523034	384136	2,675
9/2019	MI 7	WI 7	TR	112565	505038	153808	521650	269472	465
9/2019	MI 7	WI 7	TR	112565	505108	243097	521650	269472	149
9/2019	MI 7	WI 7	TR	112565	505108	243097	523032	384134	84
9/2019	MI 7	WI 7	TR	112565	511136	277072	521296	139402	69
9/2019	MI 7	WI 7	TR	112565	511136	277072	521650	269472	133
9/2019	MI 7	WI 7	TR	112565	511136	277072	523032	384134	4,176
9/2019	MI 7	WI 7	TR	113186	505108	243097	521650	269472	17



VASCR351

**ANR Pipeline Company
Transportation Services
Fuel By Route Analysis**

Reporting Year: January - December 2019
Production 09/2019

<u>Production Period</u>	<u>Receipt Segment</u>	<u>Delivery Segment</u>	<u>Service Class</u>	<u>Svc Req Contract</u>	<u>Receipt Location</u>	<u>Receipt Loc Prop</u>	<u>Delivery Location</u>	<u>Delivery Loc Prop</u>	<u>Fuel Quantity</u>
9/2019	MI 7	WI 7	TR	113186	505108	243097	523032	384134	459
9/2019	MI 7	WI 7	TR	113186	511136	277072	521650	269472	17
9/2019	MI 7	WI 7	TR	113186	511136	277072	523032	384134	459
9/2019	MI 7	WI 7	TR	113479	505038	153808	521256	174788	45
9/2019	MI 7	WI 7	TR	113479	505038	153808	523034	384136	69
9/2019	MI 7	WI 7	TR	113479	511136	277072	521164	28842	69
9/2019	MI 7	WI 7	TR	113877	511136	277072	521168	28834	334
9/2019	MI 7	WI 7	TR	113877	511136	277072	521178	28883	12
9/2019	MI 7	WI 7	TR	113879	511136	277072	521350	28660	90
9/2019	MI 7	WI 7	TR	113880	511136	277072	521786	28798	150
9/2019	MI 7	WI 7	TR	113881	511136	277072	521198	28782	30
9/2019	MI 7	WI 7	TR	113884	511136	277072	521246	28844	398
9/2019	MI 7	WI 7	TR	113886	511136	277072	521166	40496	90
9/2019	MI 7	WI 7	TR	113889	511136	277072	521178	28883	90
9/2019	MI 7	WI 7	TR	113890	511136	277072	521214	40197	60
9/2019	MI 7	WI 7	TR	113895	511136	277072	521320	28740	30
9/2019	MI 7	WI 7	TR	113904	511136	277072	521210	28828	120
9/2019	MI 7	WI 7	TR	113906	511136	277072	521344	28734	30
9/2019	MI 7	WI 7	TR	113910	511136	277072	521310	28743	30
9/2019	MI 7	WI 7	TR	113914	511136	277072	521180	28875	30
9/2019	MI 7	WI 7	TR	113916	511136	277072	521316	28831	30
9/2019	MI 7	WI 7	TR	113917	511136	277072	521194	40223	30
9/2019	MI 7	WI 7	TR	113921	511136	277072	521260	36867	60
9/2019	MI 7	WI 7	TR	113922	511136	277072	521012	40226	15
9/2019	MI 7	WI 7	TR	113922	511136	277072	521164	28842	17
9/2019	MI 7	WI 7	TR	113922	511136	277072	521246	28844	30
9/2019	MI 7	WI 7	TR	113922	511136	277072	521260	36867	11
9/2019	MI 7	WI 7	TR	113922	511136	277072	521676	100052	15
9/2019	MI 7	WI 7	TR	113922	511136	277072	521784	28720	564
9/2019	MI 7	WI 7	TR	113924	511136	277072	521814	36934	30
9/2019	MI 7	WI 7	TR	113925	511136	277072	521248	28811	30
9/2019	MI 7	WI 7	TR	113928	511136	277072	521240	28759	30
9/2019	MI 7	WI 7	TR	113933	511136	277072	521204	28672	90



VASCR351

**ANR Pipeline Company
Transportation Services
Fuel By Route Analysis**

Reporting Year: *January - December 2019*
Production 09/2019

<u>Production Period</u>	<u>Receipt Segment</u>	<u>Delivery Segment</u>	<u>Service Class</u>	<u>Svc Req Contract</u>	<u>Receipt Location</u>	<u>Receipt Loc Prop</u>	<u>Delivery Location</u>	<u>Delivery Loc Prop</u>	<u>Fuel Quantity</u>
9/2019	MI 7	W1 7	TR	113936	511136	277072	521248	28811	90
9/2019	MI 7	W1 7	TR	113937	511136	277072	523034	384136	180
9/2019	MI 7	W1 7	TR	113938	511136	277072	521184	40224	30
9/2019	MI 7	W1 7	TR	113945	511136	277072	521814	36934	201
9/2019	MI 7	W1 7	TR	113953	511136	277072	521202	28682	30
9/2019	MI 7	W1 7	TR	113956	511136	277072	521324	28794	60
9/2019	MI 7	W1 7	TR	113960	511136	277072	521370	28788	60
9/2019	MI 7	W1 7	TR	113961	511136	277072	521286	28853	30
9/2019	MI 7	W1 7	TR	113963	511136	277072	521336	28738	30
9/2019	MI 7	W1 7	TR	113975	511136	277072	521370	28788	30
9/2019	MI 7	W1 7	TR	113976	511136	277072	521012	40226	162
9/2019	MI 7	W1 7	TR	113976	511136	277072	521784	28720	6
9/2019	MI 7	W1 7	TR	113978	511136	277072	521382	174790	30
9/2019	MI 7	W1 7	TR	113981	511136	277072	521374	28662	90
9/2019	MI 7	W1 7	TR	113987	511136	277072	521784	28720	510
9/2019	MI 7	W1 7	TR	113992	511136	277072	521324	28794	30
9/2019	MI 7	W1 7	TR	113999	511136	277072	521230	28819	30
9/2019	MI 7	W1 7	TR	114000	511136	277072	521174	28778	60
9/2019	MI 7	W1 7	TR	114005	511136	277072	521676	100052	120
9/2019	MI 7	W1 7	TR	114007	511136	277072	521168	28834	90
9/2019	MI 7	W1 7	TR	114492	511136	277072	510033	28873	97
9/2019	MI 7	W1 7	TR	114525	511136	277072	521200	28679	60
9/2019	MI 7	W1 7	TR	114667	511136	277072	510033	28873	50
9/2019	MI 7	W1 7	TR	114668	505038	153808	521256	174788	37
9/2019	MI 7	W1 7	TR	114668	505038	153808	521258	265372	4
9/2019	MI 7	W1 7	TR	114668	505038	153808	521786	28798	20
9/2019	MI 7	W1 7	TR	114677	505108	243097	521288	28670	232
9/2019	MI 7	W1 7	TR	114677	511136	277072	521288	28670	589
9/2019	MI 7	W1 7	TR	114823	505108	243097	521266	28702	24
9/2019	MI 7	W1 7	TR	114823	511136	277072	521266	28702	176
9/2019	MI 7	W1 7	TR	115224	511136	277072	521012	40226	112
9/2019	MI 7	W1 7	TR	115931	511136	277072	521298	28736	60
9/2019	MI 7	W1 7	TR	115957	505038	153808	505504	854822	969



VASCR351

ANR Pipeline Company Transportation Services Fuel By Route Analysis

Reporting Year: *January - December 2019*
Production 09/2019

<u>Production Period</u>	<u>Receipt Segment</u>	<u>Delivery Segment</u>	<u>Service Class</u>	<u>Svc Req Contract</u>	<u>Receipt Location</u>	<u>Receipt Loc Prop</u>	<u>Delivery Location</u>	<u>Delivery Loc Prop</u>	<u>Fuel Quantity</u>
9/2019	MI 7	WI 7	TR	116064	505038	153808	505025	139257	335
9/2019	MI 7	WI 7	TR	116064	505038	153808	521654	284917	302
9/2019	MI 7	WI 7	TR	117335	505038	153808	505021	139253	254
9/2019	MI 7	WI 7	TR	117336	511136	277072	521810	36869	228
9/2019	MI 7	WI 7	TR	117338	505108	243097	521262	36868	248
9/2019	MI 7	WI 7	TR	117338	511136	277072	521262	36868	399
9/2019	MI 7	WI 7	TR	117358	505038	153808	505021	139253	21
9/2019	MI 7	WI 7	TR	118490	511136	277072	521270	28676	30
9/2019	MI 7	WI 7	TR	118794	505038	153808	505023	139255	26
9/2019	MI 7	WI 7	TR	120880	511136	277072	521396	150407	30
9/2019	MI 7	WI 7	TR	121932	511136	277072	521266	28702	60
9/2019	MI 7	WI 7	TR	122065	511136	277072	521108	11702	43
9/2019	MI 7	WI 7	TR	122700	511136	277072	521250	28841	60
9/2019	MI 7	WI 7	TR	123397	505108	243097	521266	28702	150
9/2019	MI 7	WI 7	TR	123397	510005	246067	521266	28702	30
9/2019	MI 7	WI 7	TR	123398	511136	277072	521392	28730	90
9/2019	MI 7	WI 7	TR	123399	510005	246067	521392	28730	90
9/2019	MI 7	WI 7	TR	124085	511136	277072	521172	28846	22
9/2019	MI 7	WI 7	TR	124087	511136	277072	521172	28846	22
9/2019	MI 7	WI 7	TR	124175	511136	277072	521314	28661	145
9/2019	MI 7	WI 7	TR	124176	511136	277072	521298	28736	90
9/2019	MI 7	WI 7	TR	124177	511136	277072	521188	28862	30
9/2019	MI 7	WI 7	TR	124178	511136	277072	521322	28868	60
9/2019	MI 7	WI 7	TR	124625	511136	277072	521250	28841	65
9/2019	MI 7	WI 7	TR	124705	511136	277072	521262	36868	210
9/2019	MI 7	WI 7	TR	124706	511136	277072	521266	28702	217
9/2019	MI 7	WI 7	TR	125014	511136	277072	521812	40304	90
9/2019	MI 7	WI 7	TR	125655	511136	277072	521302	28747	30
9/2019	MI 7	WI 7	TR	126181	505038	153808	521256	174788	390
9/2019	MI 7	WI 7	TR	126181	505038	153808	521258	265372	54
9/2019	MI 7	WI 7	TR	126181	505038	153808	521786	28798	239
9/2019	MI 7	WI 7	TR	126181	505038	153808	523034	384136	729
9/2019	MI 7	WI 7	TR	126181	505230	153728	521164	28842	713



VASCR351

**ANR Pipeline Company
Transportation Services
Fuel By Route Analysis**

Reporting Year: *January - December 2019*
Production 09/2019

<u>Production Period</u>	<u>Receipt Segment</u>	<u>Delivery Segment</u>	<u>Service Class</u>	<u>Svc Req Contract</u>	<u>Receipt Location</u>	<u>Receipt Loc Prop</u>	<u>Delivery Location</u>	<u>Delivery Loc Prop</u>	<u>Fuel Quantity</u>
9/2019	MI 7	WI 7	TR	126181	505230	153728	521250	28841	50
9/2019	MI 7	WI 7	TR	126181	505230	153728	521784	28720	46
9/2019	MI 7	WI 7	TR	126181	511136	277072	521256	174788	55
9/2019	MI 7	WI 7	TR	126181	511136	277072	523034	384136	821
9/2019	MI 7	WI 7	TR	126183	505038	153808	523034	384136	1,139
9/2019	MI 7	WI 7	TR	126190	505108	243097	523041	395460	32
9/2019	MI 7	WI 7	TR	126190	505230	153728	521172	28846	14
9/2019	MI 7	WI 7	TR	126190	505230	153728	523041	395460	6
9/2019	MI 7	WI 7	TR	126190	511136	277072	523041	395460	266
9/2019	MI 7	WI 7	TR	126229	511136	277072	521260	36867	60
9/2019	MI 7	WI 7	TR	126231	511136	277072	521266	28702	30
9/2019	MI 7	WI 7	TR	126336	505038	153808	521650	269472	193
9/2019	MI 7	WI 7	TR	126338	505038	153808	521650	269472	1
9/2019	MI 7	WI 7	TR	126338	511136	277072	521650	269472	103
9/2019	MI 7	WI 7	TR	126338	511136	277072	523032	384134	2,644
9/2019	MI 7	WI 7	TR	126338	511136	277072	523042	439345	138
9/2019	MI 7	WI 7	TR	126509	511136	277072	521266	28702	30
9/2019	MI 7	WI 7	TR	126513	511136	277072	521374	28662	29
9/2019	MI 7	WI 7	TR	126846	511136	277072	521174	28778	40
9/2019	MI 7	WI 7	TR	126846	511136	277072	521246	28844	54
9/2019	MI 7	WI 7	TR	126847	511136	277072	521174	28778	35
9/2019	MI 7	WI 7	TR	126847	511136	277072	521246	28844	3
9/2019	MI 7	WI 7	TR	126847	511136	277072	521784	28720	31
9/2019	MI 7	WI 7	TR	127959	511136	277072	521302	28747	30
9/2019	MI 7	WI 7	TR	128295	511136	277072	521012	40226	112
9/2019	MI 7	WI 7	TR	128295	511136	277072	521034	183670	182
9/2019	MI 7	WI 7	TR	128295	511136	277072	521252	28779	6
9/2019	MI 7	WI 7	TR	128295	511136	277072	521374	28662	16
9/2019	MI 7	WI 7	TR	128295	511136	277072	521610	261574	164
9/2019	MI 7	WI 7	TR	128321	511136	277072	521324	28794	300
9/2019	MI 7	WI 7	TR	128408	511136	277072	521164	28842	15
9/2019	MI 7	WI 7	TR	128408	511136	277072	521266	28702	517
9/2019	MI 7	WI 7	TR	128418	511136	277072	521238	28836	150



VASCR351

ANR Pipeline Company Transportation Services Fuel By Route Analysis

Reporting Year: *January - December 2019*
Production 09/2019

<u>Production Period</u>	<u>Receipt Segment</u>	<u>Delivery Segment</u>	<u>Service Class</u>	<u>Svc Req Contract</u>	<u>Receipt Location</u>	<u>Receipt Loc Prop</u>	<u>Delivery Location</u>	<u>Delivery Loc Prop</u>	<u>Fuel Quantity</u>
9/2019	MI 7	WI 7	TR	128423	505038	153808	521164	28842	15
9/2019	MI 7	WI 7	TR	128423	511136	277072	521012	40226	8
9/2019	MI 7	WI 7	TR	128423	511136	277072	521164	28842	9
9/2019	MI 7	WI 7	TR	128423	511136	277072	521174	28778	16
9/2019	MI 7	WI 7	TR	128423	511136	277072	521246	28844	6
9/2019	MI 7	WI 7	TR	128423	511136	277072	521310	28743	270
9/2019	MI 7	WI 7	TR	128423	511136	277072	521314	28661	89
9/2019	MI 7	WI 7	TR	128423	511136	277072	521322	28868	62
9/2019	MI 7	WI 7	TR	128428	511136	277072	521306	28741	120
9/2019	MI 7	WI 7	TR	128429	511136	277072	521190	28825	90
9/2019	MI 7	WI 7	TR	128430	511136	277072	521164	28842	28
9/2019	MI 7	WI 7	TR	128430	511136	277072	521178	28883	308
9/2019	MI 7	WI 7	TR	128430	511136	277072	521676	100052	14
9/2019	MI 7	WI 7	TR	128710	511136	277072	523035	387791	21
9/2019	MI 7	WI 7	TR	129655	511136	277072	521270	28676	30
9/2019	MI 7	WI 7	TR	129656	511136	277072	521270	28676	90
9/2019	MI 7	WI 7	TR	129657	511136	277072	521208	28780	30
9/2019	MI 7	WI 7	TR	129658	511136	277072	521188	28862	60
9/2019	MI 7	WI 7	TR	129663	511136	277072	521758	28855	30
9/2019	MI 7	WI 7	TR	129666	511136	277072	521356	28774	60
9/2019	MI 7	WI 7	TR	129749	511136	277072	521164	28842	3
9/2019	MI 7	WI 7	TR	129749	511136	277072	521314	28661	1
9/2019	MI 7	WI 7	TR	129749	511136	277072	521318	28829	169
9/2019	MI 7	WI 7	TR	129750	505038	153808	521164	28842	13
9/2019	MI 7	WI 7	TR	129750	511136	277072	521012	40226	22
9/2019	MI 7	WI 7	TR	129750	511136	277072	521164	28842	34
9/2019	MI 7	WI 7	TR	129750	511136	277072	521260	36867	37
9/2019	MI 7	WI 7	TR	129750	511136	277072	521266	28702	27
9/2019	MI 7	WI 7	TR	129750	511136	277072	521314	28661	22
9/2019	MI 7	WI 7	TR	129750	511136	277072	521336	28738	248
9/2019	MI 7	WI 7	TR	129750	511136	277072	521784	28720	28
9/2019	MI 7	WI 7	TR	129751	511136	277072	521340	28732	116
9/2019	MI 7	WI 7	TR	129751	511136	277072	521392	28730	142



VASCR351

ANR Pipeline Company Transportation Services Fuel By Route Analysis

Reporting Year: *January - December 2019*
Production 09/2019

<u>Production</u> <u>Period</u>	<u>Receipt</u> <u>Segment</u>	<u>Delivery</u> <u>Segment</u>	<u>Service</u> <u>Class</u>	<u>Svc Req</u> <u>Contract</u>	<u>Receipt</u> <u>Location</u>	<u>Receipt</u> <u>Loc Prop</u>	<u>Delivery</u> <u>Location</u>	<u>Delivery</u> <u>Loc Prop</u>	<u>Fuel</u> <u>Quantity</u>
9/2019	MI 7	WI 7	TR	129752	511136	277072	521012	40226	17
9/2019	MI 7	WI 7	TR	129752	511136	277072	521164	28842	22
9/2019	MI 7	WI 7	TR	129752	511136	277072	521330	28761	332
9/2019	MI 7	WI 7	TR	129752	511136	277072	521812	40304	36
9/2019	MI 7	WI 7	TR	129753	505038	153808	521298	28736	11
9/2019	MI 7	WI 7	TR	129753	511136	277072	521246	28844	34
9/2019	MI 7	WI 7	TR	129753	511136	277072	521298	28736	332
9/2019	MI 7	WI 7	TR	129753	511136	277072	521314	28661	3
9/2019	MI 7	WI 7	TR	129754	511136	277072	521164	28842	27
9/2019	MI 7	WI 7	TR	129754	511136	277072	521246	28844	8
9/2019	MI 7	WI 7	TR	129754	511136	277072	521676	100052	224
9/2019	MI 7	WI 7	TR	129754	511136	277072	521784	28720	49
9/2019	MI 7	WI 7	TR	129755	511136	277072	521344	28734	90
9/2019	MI 7	WI 7	TR	129756	511136	277072	523047	444972	300
9/2019	MI 7	WI 7	TR	129761	511136	277072	521330	28761	90
9/2019	MI 7	WI 7	TR	129762	511136	277072	521372	11703	300
9/2019	MI 7	WI 7	TR	129763	511136	277072	521260	36867	298
9/2019	MI 7	WI 7	TR	129763	511136	277072	521812	40304	68
9/2019	MI 7	WI 7	TR	129764	511136	277072	521314	28661	4
9/2019	MI 7	WI 7	TR	129764	511136	277072	523047	444972	360
9/2019	MI 7	WI 7	TR	129765	511136	277072	521198	28782	30
9/2019	MI 7	WI 7	TR	129766	511136	277072	521370	28788	300
9/2019	MI 7	WI 7	TR	129767	511136	277072	521266	28702	300
9/2019	MI 7	WI 7	TR	129768	511136	277072	521324	28794	180
9/2019	MI 7	WI 7	TR	129769	511136	277072	521326	28772	150
9/2019	MI 7	WI 7	TR	129770	511136	277072	521196	28771	30
9/2019	MI 7	WI 7	TR	129771	511136	277072	521230	28819	180
9/2019	MI 7	WI 7	TR	129772	511136	277072	521186	42139	30
9/2019	MI 7	WI 7	TR	129773	511136	277072	521374	28662	180
9/2019	MI 7	WI 7	TR	129774	505038	153808	521302	28747	10
9/2019	MI 7	WI 7	TR	129774	511136	277072	521302	28747	329
9/2019	MI 7	WI 7	TR	129774	511136	277072	521314	28661	34
9/2019	MI 7	WI 7	TR	129775	511136	277072	521316	28831	60



VASCR351

ANR Pipeline Company Transportation Services Fuel By Route Analysis

Reporting Year: January - December 2019
Production 09/2019

<u>Production Period</u>	<u>Receipt Segment</u>	<u>Delivery Segment</u>	<u>Service Class</u>	<u>Svc Req Contract</u>	<u>Receipt Location</u>	<u>Receipt Loc Prop</u>	<u>Delivery Location</u>	<u>Delivery Loc Prop</u>	<u>Fuel Quantity</u>
9/2019	MI 7	WI 7	TR	129776	511136	277072	521322	28868	60
9/2019	MI 7	WI 7	TR	129777	511136	277072	521164	28842	394
9/2019	MI 7	WI 7	TR	129777	511136	277072	521240	28759	9
9/2019	MI 7	WI 7	TR	129777	511136	277072	521246	28844	20
9/2019	MI 7	WI 7	TR	129777	511136	277072	521266	28702	113
9/2019	MI 7	WI 7	TR	129777	511136	277072	521322	28868	2
9/2019	MI 7	WI 7	TR	129777	511136	277072	521784	28720	41
9/2019	MI 7	WI 7	TR	129796	511136	277072	521330	28761	69
9/2019	MI 7	WI 7	TR	129796	511136	277072	521372	11703	328
9/2019	MI 7	WI 7	TR	129878	511136	277072	523032	384134	1,656
9/2019	MI 7	WI 7	TR	129886	511136	277072	521250	28841	6
9/2019	MI 7	WI 7	TR	129887	511136	277072	510033	28873	33
9/2019	MI 7	WI 7	TR	129887	511136	277072	521172	28846	24
9/2019	MI 7	WI 7	TR	130795	505108	243097	521260	36867	1
9/2019	MI 7	WI 7	TR	130795	505108	243097	521314	28661	1
9/2019	MI 7	WI 7	TR	130795	505108	243097	521650	269472	62
9/2019	MI 7	WI 7	TR	130795	505108	243097	521654	284917	75
9/2019	MI 7	WI 7	TR	130795	505108	243097	523034	384136	640
9/2019	MI 7	WI 7	TR	130795	505108	243097	523035	387791	78
9/2019	MI 7	WI 7	TR	130795	505108	243097	523042	439345	5
9/2019	MI 7	WI 7	TR	131177	505038	153808	523034	384136	130
9/2019	MI 7	WI 7	TR	131177	511136	277072	523034	384136	148
9/2019	MI 7	WI 7	TR	131221	505108	243097	521174	28778	7
9/2019	MI 7	WI 7	TR	131221	505108	243097	521246	28844	41
9/2019	MI 7	WI 7	TR	131221	505108	243097	521784	28720	31
9/2019	MI 7	WI 7	TR	131221	505108	243097	521174	28778	78
9/2019	MI 7	WI 7	TR	131221	510005	246067	521246	28844	86
9/2019	MI 7	WI 7	TR	131221	510005	246067	521260	36867	2
9/2019	MI 7	WI 7	TR	131221	510005	246067	521784	28720	2
9/2019	MI 7	WI 7	TR	131221	510005	246067	521012	40226	86
9/2019	MI 7	WI 7	TR	131221	511136	277072	521168	28834	14
9/2019	MI 7	WI 7	TR	131221	511136	277072	521172	28846	343
9/2019	MI 7	WI 7	TR	131221	511136	277072	521174	28778	668



VASCR351

ANR Pipeline Company Transportation Services Fuel By Route Analysis

Reporting Year: *January - December 2019*
Production 09/2019

<u>Production</u> <u>Period</u>	<u>Receipt</u> <u>Segment</u>	<u>Delivery</u> <u>Segment</u>	<u>Service</u> <u>Class</u>	<u>Svc Req</u> <u>Contract</u>	<u>Receipt</u> <u>Location</u>	<u>Receipt</u> <u>Loc Prop</u>	<u>Delivery</u> <u>Location</u>	<u>Delivery</u> <u>Loc Prop</u>	<u>Fuel</u> <u>Quantity</u>
9/2019	MI 7	WI 7	TR	131221	511136	277072	521188	28862	36
9/2019	MI 7	WI 7	TR	131221	511136	277072	521218	28865	7
9/2019	MI 7	WI 7	TR	131221	511136	277072	521240	28759	7
9/2019	MI 7	WI 7	TR	131221	511136	277072	521246	28844	771
9/2019	MI 7	WI 7	TR	131221	511136	277072	521252	28779	290
9/2019	MI 7	WI 7	TR	131221	511136	277072	521260	36867	39
9/2019	MI 7	WI 7	TR	131221	511136	277072	521266	28702	52
9/2019	MI 7	WI 7	TR	131221	511136	277072	521298	28736	23
9/2019	MI 7	WI 7	TR	131221	511136	277072	521302	28747	23
9/2019	MI 7	WI 7	TR	131221	511136	277072	521314	28661	98
9/2019	MI 7	WI 7	TR	131221	511136	277072	521316	28831	42
9/2019	MI 7	WI 7	TR	131221	511136	277072	521324	28794	22
9/2019	MI 7	WI 7	TR	131221	511136	277072	521374	28662	42
9/2019	MI 7	WI 7	TR	131221	511136	277072	521784	28720	465
9/2019	MI 7	WI 7	TR	131221	511136	277072	521812	40304	1
9/2019	MI 7	WI 7	TR	131221	511136	277072	521814	36934	36
9/2019	MI 7	WI 7	TR	131644	505108	243097	521164	28842	40
9/2019	MI 7	WI 7	TR	131644	511136	277072	521164	28842	24
9/2019	MI 7	WI 7	TR	131854	511136	277072	523042	439345	25
9/2019	MI 7	WI 7	TR	131939	511136	277072	521188	28862	30
9/2019	MI 7	WI 7	TR	131939	511136	277072	521246	28844	120
9/2019	MI 7	WI 7	TR	131939	511136	277072	521288	28670	87
9/2019	MI 7	WI 7	TR	131939	511136	277072	521314	28661	30
9/2019	MI 7	WI 7	TR	131939	511136	277072	521328	28763	30
9/2019	MI 7	WI 7	TR	131939	511136	277072	521330	28761	30
9/2019	MI 7	WI 7	TR	131939	511136	277072	521340	28732	30
9/2019	MI 7	WI 7	TR	131940	511136	277072	521164	28842	94
9/2019	MI 7	WI 7	TR	131940	511136	277072	521288	28670	333
9/2019	MI 7	WI 7	TR	131942	511136	277072	521288	28670	334
9/2019	MI 7	WI 7	TR	132083	511136	277072	521784	28720	2
9/2019	MI 7	WI 7	TR	132095	510005	246067	523032	384134	31
9/2019	MI 7	WI 7	TR	132402	511136	277072	523034	384136	12
9/2019	MI 7	WI 7	TR	132504	505108	243097	521266	28702	30



VASCR351

ANR Pipeline Company Transportation Services Fuel By Route Analysis

Reporting Year: *January - December 2019*
Production *09/2019*

<u>Production Period</u>	<u>Receipt Segment</u>	<u>Delivery Segment</u>	<u>Service Class</u>	<u>Svc Req Contract</u>	<u>Receipt Location</u>	<u>Receipt Loc Prop</u>	<u>Delivery Location</u>	<u>Delivery Loc Prop</u>	<u>Fuel Quantity</u>
9/2019	MI 7	WI 7	TR	132517	511136	277072	521164	28842	69
9/2019	MI 7	WI 7	TR	132521	511136	277072	523034	384136	174
9/2019	MI 7	WI 7	TR	132544	510005	246067	521650	269472	35
9/2019	MI 7	WI 7	TR	132544	510005	246067	523032	384134	30
9/2019	MI 7	WI 7	TR	132544	511136	277072	523032	384134	43
9/2019	MI 7	WI 7	TR	132544	511136	277072	523034	384136	15
9/2019	MI 7	WI 7	TR	132582	510005	246067	521012	40226	5
9/2019	MI 7	WI 7	TR	132582	510005	246067	521172	28846	10
9/2019	MI 7	WI 7	TR	132582	510005	246067	521180	28875	4
9/2019	MI 7	WI 7	TR	132582	511136	277072	521012	40226	33
9/2019	MI 7	WI 7	TR	132582	511136	277072	521172	28846	40
9/2019	MI 7	WI 7	TR	132582	511136	277072	521180	28875	33
9/2019	MI 7	WI 7	TR	132582	511136	277072	521188	28862	16
9/2019	MI 7	WI 7	TR	132582	511136	277072	521198	28782	15
9/2019	MI 7	WI 7	TR	132582	511136	277072	521200	28679	8
9/2019	MI 7	WI 7	TR	132582	511136	277072	521204	28672	41
9/2019	MI 7	WI 7	TR	132582	511136	277072	521210	28828	39
9/2019	MI 7	WI 7	TR	132582	511136	277072	521240	28759	32
9/2019	MI 7	WI 7	TR	132582	511136	277072	521250	28841	42
9/2019	MI 7	WI 7	TR	132582	511136	277072	521292	28806	8
9/2019	MI 7	WI 7	TR	132582	511136	277072	521314	28661	1
9/2019	MI 7	WI 7	TR	132582	511136	277072	521654	284917	111
9/2019	MI 7	WI 7	TR	132582	511136	277072	523034	384136	8
9/2019	MI 7	WI 7	TR	132582	521985	278172	521178	28883	33
9/2019	MI 7	WI 7	TR	132582	521985	278172	521314	28661	52
9/2019	MI 7	WI 7	TR	132582	521985	278172	521324	28794	21
9/2019	MI 7	WI 7	TR	132590	510005	246067	521260	36867	7
9/2019	MI 7	WI 7	TR	132590	510005	246067	521812	40304	28
9/2019	MI 7	WI 7	TR	132590	511136	277072	521676	100052	17
9/2019	MI 7	WI 7	TR	132625	505038	153808	521172	28846	5
9/2019	MI 7	WI 7	TR	132625	505108	243097	521172	28846	100
9/2019	MI 7	WI 7	TR	132625	510005	246067	521172	28846	140
9/2019	MI 7	WI 7	TR	132625	511136	277072	521172	28846	210



VASCR351

ANR Pipeline Company Transportation Services Fuel By Route Analysis

Reporting Year: *January - December 2019*
Production 09/2019

<u>Production Period</u>	<u>Receipt Segment</u>	<u>Delivery Segment</u>	<u>Service Class</u>	<u>Svc Req. Contract</u>	<u>Receipt Location</u>	<u>Receipt Loc Prop</u>	<u>Delivery Location</u>	<u>Delivery Loc Prop</u>	<u>Fuel Quantity</u>
9/2019	MI 7	WI 7	TR	132626	505108	243097	521172	28846	105
9/2019	MI 7	WI 7	TR	132626	510005	246067	521172	28846	140
9/2019	MI 7	WI 7	TR	132626	511136	277072	521172	28846	210
9/2019	MI 7	WI 7	TR	132627	505108	243097	521266	28702	42
9/2019	MI 7	WI 7	TR	132627	505108	243097	523032	384134	105
9/2019	MI 7	WI 7	TR	132627	510005	246067	521266	28702	56
9/2019	MI 7	WI 7	TR	132627	510005	246067	523032	384134	140
9/2019	MI 7	WI 7	TR	132627	511136	277072	521266	28702	84
9/2019	MI 7	WI 7	TR	132627	511136	277072	523032	384134	210
9/2019	MI 7	WI 7	TR	132628	505108	243097	523032	384134	168
9/2019	MI 7	WI 7	TR	132628	510005	246067	521266	28702	224
9/2019	MI 7	WI 7	TR	132628	511136	277072	521266	28702	336
9/2019	MI 7	WI 7	TR	132633	505108	243097	521654	284917	9
9/2019	MI 7	WI 7	TR	132633	511136	277072	523032	384134	69
9/2019	MI 7	WI 7	TR	132634	511136	277072	523032	384134	69
9/2019	MI 7	WI 7	TR	132663	511136	277072	523042	439345	2
9/2019	MI 7	WI 7	TR	132669	511136	277072	505597	505597	28
9/2019	MI 7	WI 7	TR	132669	511136	277072	521164	28842	311
9/2019	MI 7	WI 7	TR	132669	511136	277072	521256	174788	52
9/2019	MI 7	WI 7	TR	132669	511136	277072	521650	269472	69
9/2019	MI 7	WI 7	TR	132669	511136	277072	523034	384136	38
9/2019	MI 7	WI 7	TR	132669	511136	277072	523042	439345	69
9/2019	MI 7	WI 7	TR	132669	521985	278172	505597	505597	25
9/2019	MI 7	WI 7	TR	132670	511136	277072	505597	505597	123
9/2019	MI 7	WI 7	TR	132670	511136	277072	521256	174788	84
9/2019	MI 7	WI 7	TR	132670	511136	277072	523034	384136	740
9/2019	MI 7	WI 7	TR	132670	511136	277072	523035	387791	442
9/2019	MI 7	WI 7	TR	132675	511136	277072	521164	28842	26
9/2019	MI 7	WI 7	TR	132682	511136	277072	521164	28842	51
9/2019	MI 7	WI 7	TR	132682	511136	277072	521650	269472	63



VASCR351

ANR Pipeline Company Transportation Services Fuel By Route Analysis

Reporting Year: *January - December 2019*
Production *09/2019*

<u>Production Period</u>	<u>Receipt Segment</u>	<u>Delivery Segment</u>	<u>Service Class</u>	<u>Svc Req Contract</u>	<u>Receipt Location</u>	<u>Receipt Loc Prop</u>	<u>Delivery Location</u>	<u>Delivery Loc Prop</u>	<u>Fuel Quantity</u>
9/2019	MI 7	WI 7	TR	132682	511136	277072	521654	284917	91
9/2019	MI 7	WI 7	TR	132682	511136	277072	523035	387791	16
9/2019	MI 7	WI 7	TR	132682	511136	277072	523042	439345	29
9/2019	MI 7	WI 7	TR	132682	511158	48644	521654	284917	49
9/2019	MI 7	WI 7	TR	132684	505108	243097	510033	28873	14
9/2019	MI 7	WI 7	TR	132684	505108	243097	521178	28883	106
9/2019	MI 7	WI 7	TR	132684	505108	243097	521650	269472	38
9/2019	MI 7	WI 7	TR	132684	505108	243097	521654	284917	14
9/2019	MI 7	WI 7	TR	132684	505108	243097	523034	384136	78
9/2019	MI 7	WI 7	TR	132684	510005	246067	521164	28842	126
9/2019	MI 7	WI 7	TR	132684	510005	246067	521178	28883	69
9/2019	MI 7	WI 7	TR	132684	510005	246067	521260	36867	52
9/2019	MI 7	WI 7	TR	132684	510005	246067	523034	384136	35
9/2019	MI 7	WI 7	TR	132684	511136	277072	505602	505602	78
9/2019	MI 7	WI 7	TR	132684	511136	277072	510033	28873	14
9/2019	MI 7	WI 7	TR	132684	511136	277072	521164	28842	64
9/2019	MI 7	WI 7	TR	132684	511136	277072	521260	36867	55
9/2019	MI 7	WI 7	TR	132684	511136	277072	521266	28702	35
9/2019	MI 7	WI 7	TR	132684	511136	277072	521314	28661	28
9/2019	MI 7	WI 7	TR	132684	511136	277072	521650	269472	76
9/2019	MI 7	WI 7	TR	132684	511136	277072	521654	284917	25
9/2019	MI 7	WI 7	TR	132684	511136	277072	521676	100052	21
9/2019	MI 7	WI 7	TR	132684	511136	277072	521812	40304	52
9/2019	MI 7	WI 7	TR	132684	511136	277072	523034	384136	35
9/2019	MI 7	WI 7	TR	132684	505108	243097	521650	269472	36
9/2019	MI 7	WI 7	TR	132685	505108	243097	521654	284917	211
9/2019	MI 7	WI 7	TR	132685	505108	243097	523034	384136	139
9/2019	MI 7	WI 7	TR	132685	510005	246067	521654	284917	228
9/2019	MI 7	WI 7	TR	132685	510005	246067	523034	384136	45
9/2019	MI 7	WI 7	TR	132685	511136	277072	505602	505602	129
9/2019	MI 7	WI 7	TR	132685	511136	277072	521164	28842	14
9/2019	MI 7	WI 7	TR	132685	511136	277072	521650	269472	18
9/2019	MI 7	WI 7	TR	132685	511136	277072	521654	284917	13



VASCR351

**ANR Pipeline Company
Transportation Services
Fuel By Route Analysis**

Reporting Year: *January - December 2019*
Production 09/2019

<u>Production Period</u>	<u>Receipt Segment</u>	<u>Delivery Segment</u>	<u>Service Class</u>	<u>Svc Req Contract</u>	<u>Receipt Location</u>	<u>Receipt Loc Prop</u>	<u>Delivery Location</u>	<u>Delivery Loc Prop</u>	<u>Fuel Quantity</u>
9/2019	MI 7	W1 7	TR	132685	511136	277072	523034	384136	247
9/2019	MI 7	W1 7	TR	132686	505108	243097	521178	28883	49
9/2019	MI 7	W1 7	TR	132686	505108	243097	521654	284917	15
9/2019	MI 7	W1 7	TR	132686	505108	243097	523034	384136	69
9/2019	MI 7	W1 7	TR	132686	510005	246067	510033	28873	14
9/2019	MI 7	W1 7	TR	132686	510005	246067	521164	28842	28
9/2019	MI 7	W1 7	TR	132686	510005	246067	521654	284917	14
9/2019	MI 7	W1 7	TR	132686	511136	277072	521164	28842	12
9/2019	MI 7	W1 7	TR	132686	511136	277072	521256	174788	56
9/2019	MI 7	W1 7	TR	132686	511136	277072	521314	28661	9
9/2019	MI 7	W1 7	TR	132686	511136	277072	521650	269472	32
9/2019	MI 7	W1 7	TR	132686	511136	277072	521654	284917	84
9/2019	MI 7	W1 7	TR	132686	511136	277072	523032	384134	37
9/2019	MI 7	W1 7	TR	132686	511136	277072	523034	384136	366
9/2019	MI 7	W1 7	TR	132722	511136	277072	521178	28883	120
9/2019	MI 7	W1 7	TR	132722	511136	277072	521300	28739	120
9/2019	MI 7	W1 7	TR	132723	511136	277072	521180	28875	60
9/2019	MI 7	W1 7	TR	132723	511136	277072	521300	28739	30
9/2019	MI 7	W1 7	TR	132724	511136	277072	521300	28739	30
9/2019	MI 7	W1 7	TR	132724	511136	277072	521794	28870	30
9/2019	MI 7	W1 7	TR	132725	511136	277072	521314	28661	150
9/2019	MI 7	W1 7	TR	132744	505108	243097	523034	384136	120
9/2019	MI 7	W1 7	TR	132744	511136	277072	521164	28842	93
9/2019	MI 7	W1 7	TR	132744	511136	277072	523034	384136	244
9/2019	MI 7	W1 7	TR	132806	511136	277072	523034	384136	76
9/2019	MI 7	W1 7	TR	132911	511136	277072	523034	384136	40
9/2019	MI 7	W1 7	TR	133001	505038	153808	521356	28774	9
9/2019	MI 7	W1 7	TR	133001	511136	277072	521314	28661	14
9/2019	MI 7	W1 7	TR	133001	511136	277072	521356	28774	321
9/2019	MI 7	W1 7	TR	133002	511136	277072	521306	28741	180
9/2019	MI 7	W1 7	TR	133003	511136	277072	521178	28883	300
9/2019	MI 7	W1 7	TR	133004	511136	277072	521814	36934	84
9/2019	MI 7	W1 7	TR	133005	511136	277072	521374	28662	150



VASCR351

ANR Pipeline Company Transportation Services Fuel By Route Analysis

Reporting Year: January - December 2019
Production 09/2019

<u>Production Period</u>	<u>Receipt Segment</u>	<u>Delivery Segment</u>	<u>Service Class</u>	<u>Svc Req Contract</u>	<u>Receipt Location</u>	<u>Receipt Loc Prop</u>	<u>Delivery Location</u>	<u>Delivery Loc Prop</u>	<u>Fuel Quantity</u>
9/2019	MI 7	WI 7	TR	133006	511136	277072	521676	100052	90
9/2019	MI 7	WI 7	TR	133007	511136	277072	521330	28761	292
9/2019	MI 7	WI 7	TR	133008	511136	277072	510033	28873	241
9/2019	MI 7	WI 7	TR	133008	511136	277072	521164	28842	566
9/2019	MI 7	WI 7	TR	133008	511136	277072	521174	28778	83
9/2019	MI 7	WI 7	TR	133008	511136	277072	521178	28883	25
9/2019	MI 7	WI 7	TR	133008	511136	277072	521246	28844	99
9/2019	MI 7	WI 7	TR	133008	511136	277072	521260	36867	67
9/2019	MI 7	WI 7	TR	133008	511136	277072	521266	28702	7
9/2019	MI 7	WI 7	TR	133008	511136	277072	521322	28868	120
9/2019	MI 7	WI 7	TR	133008	511136	277072	521676	100052	17
9/2019	MI 7	WI 7	TR	133008	511136	277072	521784	28720	201
9/2019	MI 7	WI 7	TR	133008	511136	277072	523034	384136	222
9/2019	MI 7	WI 7	TR	133009	505108	243097	521164	28842	31
9/2019	MI 7	WI 7	TR	133009	511136	277072	521164	28842	1
9/2019	MI 7	WI 7	TR	133089	505038	153808	521164	28842	26
9/2019	MI 7	WI 7	TR	133089	505038	153808	521266	28702	20
9/2019	MI 7	WI 7	TR	133089	511136	277072	521164	28842	481
9/2019	MI 7	WI 7	TR	133089	511136	277072	521174	28778	210
9/2019	MI 7	WI 7	TR	133089	511136	277072	521176	28859	80
9/2019	MI 7	WI 7	TR	133089	511136	277072	521178	28883	175
9/2019	MI 7	WI 7	TR	133089	511136	277072	521246	28844	29
9/2019	MI 7	WI 7	TR	133089	511136	277072	521260	36867	34
9/2019	MI 7	WI 7	TR	133089	511136	277072	521314	28661	99
9/2019	MI 7	WI 7	TR	133089	511136	277072	521322	28868	44
9/2019	MI 7	WI 7	TR	133089	511136	277072	521676	100052	35
9/2019	MI 7	WI 7	TR	133089	511136	277072	521784	28720	52
9/2019	MI 7	WI 7	TR	133089	511136	277072	521786	28798	15
9/2019	MI 7	WI 7	TR	133089	511136	277072	521812	40304	80
9/2019	MI 7	WI 7	TR	133089	511136	277072	523034	384136	21
9/2019	MI 7	WI 7	TR	133110	511136	277072	510041	11661	24
9/2019	MI 7	WI 7	TR	133137	511136	277072	521174	28778	1
9/2019	MI 7	WI 7	TR	133145	511136	277072	521012	40226	78



VASCR351

ANR Pipeline Company Transportation Services Fuel By Route Analysis

Reporting Year: *January - December 2019*
Production *09/2019*

<u>Production Period</u>	<u>Receipt Segment</u>	<u>Delivery Segment</u>	<u>Service Class</u>	<u>Svc Req Contract</u>	<u>Receipt Location</u>	<u>Receipt Loc Prop</u>	<u>Delivery Location</u>	<u>Delivery Loc Prop</u>	<u>Fuel Quantity</u>
9/2019	MI 7	WI 7	TR	133145	511136	277072	521180	28875	59
9/2019	MI 7	WI 7	TR	133145	511136	277072	521220	28766	42
9/2019	MI 7	WI 7	TR	133145	511136	277072	521240	28759	60
9/2019	MI 7	WI 7	TR	133145	511136	277072	521250	28841	87
9/2019	MI 7	WI 7	TR	133145	511136	277072	521266	28702	48
9/2019	MI 7	WI 7	TR	133145	511136	277072	521314	28661	222
9/2019	MI 7	WI 7	TR	133145	511136	277072	521328	28763	118
9/2019	MI 7	WI 7	TR	133145	511136	277072	521330	28761	50
9/2019	MI 7	WI 7	TR	133145	511136	277072	521336	28738	30
9/2019	MI 7	WI 7	TR	133145	511136	277072	521350	28660	70
9/2019	MI 7	WI 7	TR	133145	511136	277072	521676	100052	65
9/2019	MI 7	WI 7	TR	133145	511136	277072	521786	28798	52
9/2019	MI 7	WI 7	TR	133145	511136	277072	521814	36934	142
9/2019	MI 7	WI 7	TR	133156	505108	243097	510033	28873	14
9/2019	MI 7	WI 7	TR	133156	505108	243097	523034	384136	194
9/2019	MI 7	WI 7	TR	133156	510005	246067	510033	28873	14
9/2019	MI 7	WI 7	TR	133156	510005	246067	523034	384136	936
9/2019	MI 7	WI 7	TR	133156	511136	277072	510033	28873	14
9/2019	MI 7	WI 7	TR	133156	511136	277072	523034	384136	416
9/2019	MI 7	WI 7	TR	133197	511136	277072	510033	28873	28
9/2019	MI 7	WI 7	TS	123061	505038	153808	521396	150407	1
	Segment Subtotal								66,314
9/2019	MW 5	MI 7	TR	132606	510016	5751	505108	243097	1,693
9/2019	MW 5	MI 7	TR	132606	510016	5751	521030	282436	105
9/2019	MW 5	MI 7	TR	132606	510016	5751	521080	138675	1,850
9/2019	MW 5	MI 7	TR	133124	510016	5751	521116	42078	286
9/2019	MW 5	MI 7	TR	133207	510016	5751	505038	153808	2,893
	Segment Subtotal								6,827
9/2019	MW 5	WI 7	TR	132606	510016	5751	521260	36867	154
	Segment Subtotal								154
9/2019	MW 6	MI 7	TR	750	505014	139246	505038	153808	177
9/2019	MW 6	MI 7	TR	108985	505005	139233	505038	153808	17



VASCR351

ANR Pipeline Company Transportation Services Fuel By Route Analysis

Reporting Year: *January - December 2019*
Production 09/2019

<u>Production Period</u>	<u>Receipt Segment</u>	<u>Delivery Segment</u>	<u>Service Class</u>	<u>Svc Req Contract</u>	<u>Receipt Location</u>	<u>Receipt Loc Prop</u>	<u>Delivery Location</u>	<u>Delivery Loc Prop</u>	<u>Fuel Quantity</u>
9/2019	MW 6	MI 7	TR	123405	505013	139241	505038	153808	148
9/2019	MW 6	MI 7	TR	132602	521420	4602	505038	153808	111
9/2019	MW 6	MI 7	TR	132612	521482	4741	505038	153808	133
	Segment Subtotal								586
9/2019	MW 6	MW 6	TR	111803	505286	153727	521646	261475	137
9/2019	MW 6	MW 6	TS	131548	513104	513104	521524	3973	580
	Segment Subtotal								717
9/2019	SE 1	ME 2	TR	114655	505264	68285	521044	261572	1,014
9/2019	SE 1	ME 2	TR	114656	505264	68285	521644	274229	1,343
9/2019	SE 1	ME 2	TR	126586	505264	68285	505606	505606	280
	Segment Subtotal								2,637
9/2019	SE 1	ME 3	TR	133130	505264	68285	520005	15672	6
9/2019	SE 1	ME 3	TR	133131	505264	68285	520005	15672	2
	Segment Subtotal								8
9/2019	SE 1	SE 1	TR	132158	511164	186900	521682	28554	141
9/2019	SE 1	SE 1	TR	132593	513078	766184	523075	1387567	8
	Segment Subtotal								149
9/2019	SE 1	SE 2	TR	118861	512196	22040	505358	345116	107
9/2019	SE 1	SE 2	TR	123658	513078	766184	523091	523091	149
9/2019	SE 1	SE 2	TR	123659	513078	766184	523091	523091	136
9/2019	SE 1	SE 2	TR	125852	513078	766184	523091	523091	172
9/2019	SE 1	SE 2	TR	131280	511164	186900	523018	322625	142
9/2019	SE 1	SE 2	TR	132589	511164	186900	523091	523091	57
9/2019	SE 1	SE 2	TR	132593	511164	186900	521662	233620	276
9/2019	SE 1	SE 2	TR	132593	513078	766184	521662	233620	6
9/2019	SE 1	SE 2	TR	132594	511164	186900	520004	10369	29
9/2019	SE 1	SE 2	TR	132594	513078	766184	520004	10369	5
	Segment Subtotal								1,079
9/2019	SE 2	ME 2	TR	106309	505002	103565	521594	20666	1,112
9/2019	SE 2	ME 2	TR	114656	505002	103565	521644	274229	404



VASCR351

ANR Pipeline Company Transportation Services Fuel By Route Analysis

Reporting Year: *January - December 2019*
Production *09/2019*

<u>Production Period</u>	<u>Receipt Segment</u>	<u>Delivery Segment</u>	<u>Service Class</u>	<u>Svc Req Contract</u>	<u>Receipt Location</u>	<u>Receipt Loc Prop</u>	<u>Delivery Location</u>	<u>Delivery Loc Prop</u>	<u>Fuel Quantity</u>
9/2019	SE 2	ME 2	TR	114656	505002	103565	523054	490941	219
9/2019	SE 2	ME 2	TR	122803	505002	103565	523073	1292823	257
9/2019	SE 2	ME 2	TR	126063	505002	103565	520031	40715	30
9/2019	SE 2	ME 2	TR	126586	505002	103565	505606	505606	5,790
9/2019	SE 2	ME 2	TR	126586	505002	103565	521644	274229	675
9/2019	SE 2	ME 2	TR	126586	505002	103565	523054	490941	397
9/2019	SE 2	ME 2	TR	126922	505002	103565	521612	261477	390
9/2019	SE 2	ME 2	TR	132696	505002	103565	523069	1055519	4
Segment Subtotal									
9/2019	SE 2	ME 3	TR	108031	505002	103565	521688	153708	9,278
9/2019	SE 2	ME 3	TR	132390	505002	103565	521626	40184	503
9/2019	SE 2	ME 3	TR	132459	505002	103565	521626	40184	90
9/2019	SE 2	ME 3	TR	132648	505002	103565	521552	16265	30
9/2019	SE 2	ME 3	TR	132650	505002	103565	505392	356048	30
9/2019	SE 2	ME 3	TR	132654	505002	103565	505392	356048	150
9/2019	SE 2	ME 3	TR	132668	505002	103565	505392	356048	60
9/2019	SE 2	ME 3	TR	132668	505002	103565	505573	356048	150
9/2019	SE 2	ME 3	TR	132676	505002	103565	521552	1400988	128
9/2019	SE 2	ME 3	TR	132676	505002	103565	521552	16265	30
9/2019	SE 2	ME 3	TR	132676	505002	103565	521620	16118	210
9/2019	SE 2	ME 3	TR	132704	505002	103565	521552	16265	30
9/2019	SE 2	ME 3	TS	109138	505002	103565	505011	139239	600
9/2019	SE 2	ME 3	TS	109190	505002	103565	505009	139237	85
Segment Subtotal									
9/2019	SE 2	MI 7	TR	106310	505002	103565	505038	153808	2,096
9/2019	SE 2	MI 7	TR	115717	505002	103565	521054	280435	310
9/2019	SE 2	MI 7	TR	132387	505002	103565	521932	138744	69
9/2019	SE 2	MI 7	TR	132389	505002	103565	521932	138744	240
9/2019	SE 2	MI 7	TR	132392	505002	103565	505038	153808	150
9/2019	SE 2	MI 7	TR	132392	505002	103565	521118	11578	37
9/2019	SE 2	MI 7	TR	132392	505002	103565	521122	11751	64
9/2019	SE 2	MI 7	TR	132392	505002	103565	521124	11562	30
9/2019	SE 2	MI 7	TR	132392	505002	103565	521138	11680	79
9/2019	SE 2	MI 7	TR	132392	505002	103565	521138	11680	8



VASCR351

ANR Pipeline Company Transportation Services Fuel By Route Analysis

Reporting Year: January - December 2019
Production 09/2019

<u>Production Period</u>	<u>Receipt Segment</u>	<u>Delivery Segment</u>	<u>Service Class</u>	<u>Svc Req Contract</u>	<u>Receipt Location</u>	<u>Receipt Loc Prop</u>	<u>Delivery Location</u>	<u>Delivery Loc Prop</u>	<u>Fuel Quantity</u>
9/2019	SE 2	MI 7	TR	132392	505002	103565	521142	40477	60
9/2019	SE 2	MI 7	TR	132392	505002	103565	521144	11580	30
9/2019	SE 2	MI 7	TR	132392	505002	103565	521670	40468	33
9/2019	SE 2	MI 7	TR	132392	505002	103565	521932	138744	104
9/2019	SE 2	MI 7	TR	132435	505002	103565	521932	138744	71
9/2019	SE 2	MI 7	TR	132439	505002	103565	505038	153808	90
9/2019	SE 2	MI 7	TR	132452	505002	103565	505038	153808	60
9/2019	SE 2	MI 7	TR	132455	505002	103565	505038	153808	240
9/2019	SE 2	MI 7	TR	132455	505002	103565	521932	138744	90
9/2019	SE 2	MI 7	TR	132668	505002	103565	505020	139252	76
9/2019	SE 2	MI 7	TR	133025	505002	103565	505038	153808	6
9/2019	SE 2	MI 7	TR	133029	505002	103565	505038	153808	32
	Segment Subtotal								1,879
9/2019	SE 1	SE 1	TR	115656	505002	103565	523064	766185	199
9/2019	SE 2	SE 1	TR	120616	505002	103565	523075	1387567	360
9/2019	SE 2	SE 1	TR	120616	510023	233907	523075	1387567	3
9/2019	SE 2	SE 1	TR	126586	505002	103565	523064	766185	378
9/2019	SE 2	SE 1	TR	126736	505002	103565	521036	186899	70
9/2019	SE 2	SE 1	TR	129981	505002	103565	523075	1387567	941
9/2019	SE 2	SE 1	TR	129981	510023	233907	523075	1387567	80
9/2019	SE 2	SE 1	TR	131279	505002	103565	521036	186899	69
9/2019	SE 2	SE 1	TR	132158	505002	103565	521682	28554	17,595
9/2019	SE 2	SE 1	TR	132681	505545	1250766	521036	186899	1
	Segment Subtotal								19,696
9/2019	SE 2	SE 2	TR	120575	505002	103565	505358	345116	36
9/2019	SE 2	SE 2	TR	120616	505545	1250766	521662	233620	2,094
9/2019	SE 2	SE 2	TR	120616	510023	233907	521662	233620	526
9/2019	SE 2	SE 2	TR	120616	521632	42593	521662	233620	266
9/2019	SE 2	SE 2	TR	120969	505002	103565	523072	1261146	44
9/2019	SE 2	SE 2	TR	123309	505002	103565	520004	10369	60
9/2019	SE 2	SE 2	TR	123309	505002	103565	520009	10111	100
9/2019	SE 2	SE 2	TR	123309	505002	103565	522130	38295	140



VASCR351

ANR Pipeline Company Transportation Services Fuel By Route Analysis

Reporting Year: January - December 2019
Production 09/2019

Prepared: 2/19/2020 3:28:04PM

Page 687 of 966

<u>Production</u> <u>Period</u>	<u>Receipt</u> <u>Segment</u>	<u>Delivery</u> <u>Segment</u>	<u>Service</u> <u>Class</u>	<u>Svc Req</u> <u>Contract</u>	<u>Receipt</u> <u>Location</u>	<u>Receipt</u> <u>Loc Prop</u>	<u>Delivery</u> <u>Location</u>	<u>Delivery</u> <u>Loc Prop</u>	<u>Fuel</u> <u>Quantity</u>
9/2019	SE 2	SE 2	TR	123309	505545	1250766	520004	10369	239
9/2019	SE 2	SE 2	TR	123309	505545	1250766	522130	38295	790
9/2019	SE 2	SE 2	TR	123309	510023	233907	522130	38295	25
9/2019	SE 2	SE 2	TR	126736	505002	103565	523018	322625	194
9/2019	SE 2	SE 2	TR	128131	505002	103565	523063	742883	64
9/2019	SE 2	SE 2	TR	128684	513075	742882	520004	10369	27
9/2019	SE 2	SE 2	TR	129163	505002	103565	520004	10369	245
9/2019	SE 2	SE 2	TR	129163	505002	103565	520006	40317	1,522
9/2019	SE 2	SE 2	TR	129163	505002	103565	520009	10111	12
9/2019	SE 2	SE 2	TR	129163	505002	103565	521632	42593	8,592
9/2019	SE 2	SE 2	TR	129163	505002	103565	521662	233620	1,755
9/2019	SE 2	SE 2	TR	129163	505002	103565	522130	38295	1,308
9/2019	SE 2	SE 2	TR	129163	505002	103565	523050	467240	789
9/2019	SE 2	SE 2	TR	129163	505002	103565	523063	742883	2,053
9/2019	SE 2	SE 2	TR	129163	505002	103565	523092	523092	885
9/2019	SE 2	SE 2	TR	129163	505545	1250766	520004	10369	27
9/2019	SE 2	SE 2	TR	129163	505545	1250766	520006	40317	9,987
9/2019	SE 2	SE 2	TR	129163	505545	1250766	521632	42593	866
9/2019	SE 2	SE 2	TR	129163	505545	1250766	521662	233620	623
9/2019	SE 2	SE 2	TR	129163	505545	1250766	522130	38295	1,336
9/2019	SE 2	SE 2	TR	129163	505545	1250766	523050	467240	175
9/2019	SE 2	SE 2	TR	129954	505002	103565	521632	42593	3,531
9/2019	SE 2	SE 2	TR	129954	505002	103565	523063	742883	691
9/2019	SE 2	SE 2	TR	129981	505002	103565	520011	218192	29
9/2019	SE 2	SE 2	TR	129981	505002	103565	521632	42593	336
9/2019	SE 2	SE 2	TR	129981	505002	103565	521662	233620	145
9/2019	SE 2	SE 2	TR	129981	505002	103565	523050	467240	317
9/2019	SE 2	SE 2	TR	129981	505545	1250766	521632	42593	976
9/2019	SE 2	SE 2	TR	129981	505545	1250766	523050	467240	151
9/2019	SE 2	SE 2	TR	129981	510023	233907	521632	42593	451
9/2019	SE 2	SE 2	TR	129981	510023	233907	521662	233620	105
9/2019	SE 2	SE 2	TR	129982	505002	103565	521632	42593	3
9/2019	SE 2	SE 2	TR	129982	505002	103565	523018	322625	747



VASCR351

ANR Pipeline Company Transportation Services Fuel By Route Analysis

Reporting Year: *January - December 2019*
Production *09/2019*

<u>Production Period</u>	<u>Receipt Segment</u>	<u>Delivery Segment</u>	<u>Service Class</u>	<u>Svc Req Contract</u>	<u>Receipt Location</u>	<u>Receipt Loc Prop</u>	<u>Delivery Location</u>	<u>Delivery Loc Prop</u>	<u>Fuel Quantity</u>
9/2019	SE 2	SE 2	TR	129982	505002	103565	523050	467240	131
9/2019	SE 2	SE 2	TR	129982	505545	1250766	521632	42593	3
9/2019	SE 2	SE 2	TR	129982	505545	1250766	521662	233620	27
9/2019	SE 2	SE 2	TR	129982	505545	1250766	522130	38295	245
9/2019	SE 2	SE 2	TR	129982	505545	1250766	523050	467240	281
9/2019	SE 2	SE 2	TR	129982	510023	233907	521662	233620	19
9/2019	SE 2	SE 2	TR	129987	505002	103565	520009	10111	1,392
9/2019	SE 2	SE 2	TR	129987	505002	103565	521632	42593	7,298
9/2019	SE 2	SE 2	TR	129987	505545	1250766	520006	40317	210
9/2019	SE 2	SE 2	TR	129987	505545	1250766	521632	42593	293
9/2019	SE 2	SE 2	TR	129987	505545	1250766	522130	38295	363
9/2019	SE 2	SE 2	TR	130009	505002	103565	520004	10369	154
9/2019	SE 2	SE 2	TR	130009	505002	103565	520009	10111	346
9/2019	SE 2	SE 2	TR	130009	505002	103565	521632	42593	3,908
9/2019	SE 2	SE 2	TR	130009	505002	103565	521662	233620	563
9/2019	SE 2	SE 2	TR	130009	505002	103565	523018	322625	155
9/2019	SE 2	SE 2	TR	130009	510023	233907	520009	10111	21
9/2019	SE 2	SE 2	TR	130009	510023	233907	521632	42593	530
9/2019	SE 2	SE 2	TR	130009	510023	233907	523018	322625	12
9/2019	SE 2	SE 2	TR	130071	505002	103565	520004	10369	145
9/2019	SE 2	SE 2	TR	130071	505002	103565	520009	10111	150
9/2019	SE 2	SE 2	TR	130071	505002	103565	521632	42593	58
9/2019	SE 2	SE 2	TR	130071	505002	103565	521662	233620	1,053
9/2019	SE 2	SE 2	TR	130071	505002	103565	523018	322625	155
9/2019	SE 2	SE 2	TR	130071	510023	233907	523018	322625	12
9/2019	SE 2	SE 2	TR	131279	510023	233907	521632	42593	228
9/2019	SE 2	SE 2	TR	131279	510023	233907	521662	233620	468
9/2019	SE 2	SE 2	TR	131983	505002	103565	523018	322625	1,740
9/2019	SE 2	SE 2	TR	132585	505545	1250766	522130	38295	321
9/2019	SE 2	SE 2	TR	132585	510023	233907	522130	38295	1,210
9/2019	SE 2	SE 2	TR	132585	513075	742882	522130	38295	201
9/2019	SE 2	SE 2	TR	132585	513075	742882	523091	523091	276
9/2019	SE 2	SE 2	TR	132586	505002	103565	523091	523091	5